



# BALTIMORE RAVENS PRESS RELEASE

UNDER ARMOUR PERFORMANCE CENTER | 1 WINNING DRIVE | OWINGS MILLS, MD 21117  
PH: 410-701-4000 | BALTIMORERAVENS.COM | TWITTER: @RAVENS

TWO-TIME WORLD CHAMPIONS: SUPER BOWL XXXV (2000) & SUPER BOWL XLVII (2012)



## CLEVELAND BROWNS VS. BALTIMORE RAVENS



**(7-7-1) WEEK 17 – SUNDAY, DEC. 30, 2018 (9-6)**  
**4:25 P.M. ET – M&T BANK STADIUM (71,008)**

### JUST THE FACTS

- With a win on Sunday, the Baltimore Ravens (9-6) will clinch their fifth-ever AFC North division title and earn a playoff berth for the seventh time during head coach **John Harbaugh's** 11-year tenure.
- Hosting a red-hot Cleveland Browns team (7-7-1) that has won three straight and five of its last six, the Ravens close out regular season play from M&T Bank Stadium in a game that was flexed to 4:25 p.m.
- The Ravens, who have won five of their last six games – all with rookie **QB Lamar Jackson** as the starter – beat the surging Chargers, 22-10, in Los Angeles last Saturday. Los Angeles had won 10 of its last 11, including December road wins at Pittsburgh (33-30) and at Kansas City (29-28). Baltimore's No. 1 defense stymied an outstanding LAC attack throughout the game, holding Pro Bowl QB Philip Rivers to just 181 yards on 23-of-37 passing. Rivers was sacked 4 times, tossed 2 INTs and did not throw a TD pass for the first time this season. Jackson, meanwhile, threw for 204 yards on 12-of-22 passing and produced the longest TD of his brief pro career – a 68-yard strike to fellow rookie **TE Mark Andrews**. Rookie **RB Gus Edwards** contributed a game-high 92 rushing yards, part of the Ravens' 159 overall.
- The Ravens own a 29-10 series lead over the Browns, including a 15-4 mark in Baltimore. Under coach Harbaugh, the Ravens are 18-3 vs. the Browns, sporting a 9-1 home record. In Week 5 earlier this season, the Ravens fell, 12-9, at Cleveland in overtime.
- In his 11th season at Baltimore's helm, coach Harbaugh has led the Ravens to a 113-77 overall record (10-5 postseason), posting the NFL's fifth-most total wins since his 2008 arrival. The Ravens have played in three AFC title games ('08, '11 & '12) under "Harbs," while in 2012, he guided the franchise to its second Super Bowl victory.

### THIS WEEK'S SCHEDULE

- Wed. Dec. 26:** 11:15 a.m. .... Coach Harbaugh & Players at Podium  
11:25 a.m. .... Open Locker Room  
1:10 p.m. .... Practice/Media Viewing
- Thurs. Dec. 27:** 10:55 a.m. .... Three Coordinators at Podium & Open Locker Room  
12:10 p.m. .... Practice/Media Viewing
- Fri. Dec. 28:** 11:10 a.m. .... Practice/Media Viewing  
12:45 p.m. .... Coach Harbaugh & Open Locker Room

### WEDNESDAY CONFERENCE CALLS

**Browns:** Head Coach Gregg Williams at 1:20 p.m. ET  
**Ravens:** Head Coach John Harbaugh at 11:30 a.m. ET

### CALLING THE ACTION

- Television: CBS / WJZ Ch. 13 (Baltimore)**  
- Jim Nantz (PBP) - Tony Romo (analyst) - Tracy Wolfson (sideline)  
- Jim Rikihoff (producer) - Mike Arnold (director)
- Local Radio: WBAL (1090 AM) & 98Rock (97.9 FM)**  
- Gerry Sandusky (PBP) - Jarret Johnson (analyst) - Kirk McEwen (sideline)

### HARBS SAYS

**JOHN HARBAUGH ON HOW QB LAMAR JACKSON POSITIVELY AFFECTS THE DEFENSE:**  
"Football is complementary; it's all three phases working together. That's the kind of football we've always wanted to play here. We want to stay on the field, we want to get first downs, and we want to score touchdowns. We want to get as many three-and-outs as we can get. Obviously, we want turnovers, but special teams wins the field position battle. Those things all go together. Any group of players and any set of plays that complements the other side of the ball is positive, and Lamar is a big part of that. He's the quarterback, and he's playing great football his way, his style. Our guys have done a great job of adapting. Look at our receivers – look at the job they've done adapting to a different style and how well they are making plays when they have to make plays. Everyone deserves a lot of credit for that."

### INJURY UPDATE

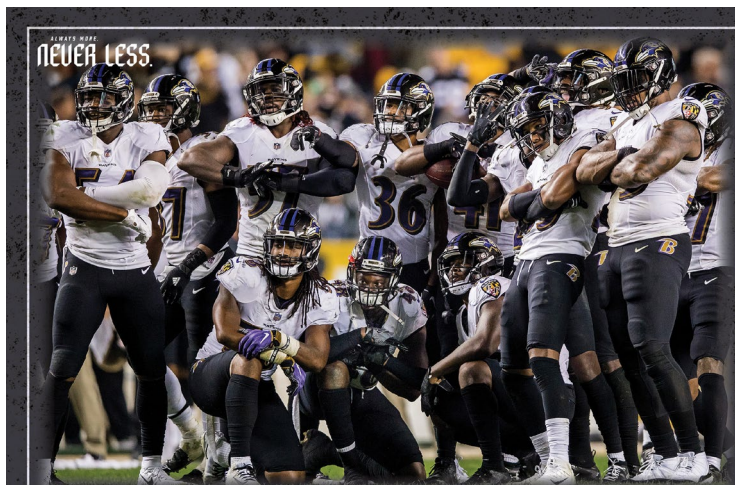
Starting **LG Alex Lewis** (shoulder) has missed the past three games.

### NOTE THE QUOTE

#### **OLB TERRELL SUGGS ON THE RAVENS' PLAYOFF PUSH:**

"It's kind of like a pitcher with a no-hitter – we're not going to talk about it. [The game at Los Angeles] is a great win, and momentum is contagious. When you get momentum, it can snowball. But we still haven't painted our Sistine Chapel yet. ... We were here [at 9-7, close to a playoff berth] last year. We won in Week 16 last year, as well. It doesn't matter if we don't win this week [at home vs. Cleveland]."

### WHAT'S GOING ON?



Entering Week 17, the Ravens own both the NFL's No. 1 scoring (17.5 ppg) & overall (284.1 ypg) defense. Only once before (2006) has Baltimore finished a season ranked No. 1 in each category.

In the past 10 NFL seasons, six times has a defense finished ranked No. 1 in both yards & points allowed: Min. (2017), Sea. (2014), Sea. (2013), Pit. (2011), NYJ (2009) & Pit. (2008). All but one team ('11 Steelers) advanced to play in their respective conference title game that season.





# RAVENS / OPPONENT INFORMATION

## SCHEDULE / RESULTS (9-6)

Date	Opponent	Result/Time
Sun. Sept. 9	BUFFALO BILLS	W, 47-3
Thurs. Sept. 13	at Cincinnati Bengals	L, 23-34
Sun. Sept. 23	DENVER BRONCOS	W, 27-14
Sun. Sept. 30	at Pittsburgh Steelers	W, 26-14
Sun. Oct. 7	at Cleveland Browns	L, 9-12 (OT)
Sun. Oct. 14	at Tennessee Titans	W, 21-0
Sun. Oct. 21	NEW ORLEANS SAINTS	L, 23-24
Sun. Oct. 28	at Carolina Panthers	L, 21-36
Sun. Nov. 4	PITTSBURGH STEELERS	L, 16-23
Sun. Nov. 18	CINCINNATI BENGALS	W, 24-21
Sun. Nov. 25	OAKLAND RAIDERS	W, 34-17
Sun. Dec. 2	at Atlanta Falcons	W, 26-16
Sun. Dec. 9	at Kansas City Chiefs	L, 24-27 (OT)
Sun. Dec. 16	TAMPA BAY BUCCANEERS	W, 20-12
Sat. Dec. 22	at Los Angeles Chargers	W, 22-10
Sun. Dec. 30	CLEVELAND BROWNS	4:25 p.m.

Home Games in CAPS All Times Eastern

## THE RAVENS' NO. 1 DEFENSE

Entering Week 17, the Ravens own both the NFL's No. 1 scoring (ppg) defense and the No. 1 overall (yppg) defense.

### 2018 SCORING DEFENSE

Rk.	Team	PPG
1.	Baltimore	17.5
2.	Tennessee	18.0
3.	Chicago	18.2
4.	Dallas	19.3
5.	Jacksonville	19.7

### 2018 TOTAL DEFENSE

Rk.	Team	YPG
1.	Baltimore	284.1
2.	Buffalo	298.7
3.	Minnesota	308.2
4.	Chicago	308.7
5.	Jacksonville	309.4

## NUMBERS TO RAVE ABOUT

**1** — Team (Baltimore) to rank in the NFL's Top 5 in both third-down offense (46.3% — 3rd) and third-down defense (34.0% — 3rd).

**3** — Defensive TDs scored by Baltimore in the past five games — all FRs, including **CB Tavon Young's** 62-yard scoop/score in Week 16.

**4.64** — Yards per play the Ravens' defense has allowed, ranking as the NFL's best mark.

**18-4** — The Ravens' all-time record in their final home game of regular season play.

**31:53** — The Ravens' average TOP per game, ranking as the NFL's second-highest mark (NO — 32:02). Over its past six games (5-1 record), Baltimore's average TOP is 35:20.

**38** — An NFL-high 10-play drives by the Ravens' offense, with 19 (also an NFL best) resulting in touchdowns.

**218.5** — An NFL-high rushing ypg by the Ravens since **QB Lamar Jackson** became starter in Week 11. Baltimore has piled up 1,311 yards, which is 303 more than the next best team (Seattle, 1,008).

**578** — Rushing yards by rookie **RB Gus Edwards** since Week 11, ranking as the NFL's fourth most.

## AFC NORTH STANDINGS

Team	W	L	T	Home	Road	Div.	Con.	PF	PA
Baltimore	9	6	0	5-2	4-4	2-3	7-4	363	263
Pittsburgh	8	6	1	4-3	4-3-1	3-1-1	5-5-1	412	347
Cleveland	7	7	1	5-2-1	2-5	3-1-1	5-5-1	335	366
Cincinnati	6	9	0	4-4	2-5	1-4	4-7	355	439

## 2018 RANKINGS

### DEFENSE

Category	--Ravens--		--Browns--	
	Stats	Rank	Stats	Rank
Total Defense	284.1	1	388.3	29
Rush Defense	85.1	3	124.5	24
Pass Defense	198.9	4	263.9	27
Points Per Game	17.5	1	24.4	20
3rd-Down Def. %	34.0	3	36.5	8
4th-Down Def. %	52.6	12t	63.2	26
Red Zone Def. (TD%)	64.1	24	64.0	23

### OFFENSE

Category	--Ravens--		--Browns--	
	Stats	Rank	Stats	Rank
Total Offense	369.1	12	364.9	14
Rush Offense	143.0	2	122.9	10
Pass Offense	226.1	21	242.1	15
Points Per Game	24.2	14	22.3	19
3rd-Down Off. %	46.3	3	35.0	27
4th-Down Off. %	57.1	15t	45.0	26
Red Zone Off. (TD%)	58.2	15	67.4	6

### TEAM

Category	--Ravens--		--Browns--	
	Stats	Rank	Stats	Rank
Turnover Ratio	-5	22	+9	4t
Penalties	106	21	108	24t
Penalty Yards	875	19	859	16

## SERIES HISTORY

- **All-Time Series:** Ravens lead, 29-10.
- **In Baltimore:** Ravens are 15-4.
- **In Cleveland:** Ravens are 14-6.
- **Under John Harbaugh:** Baltimore is 18-3 vs. Cleveland.

### BROWNS-RAVENS SERIES HISTORY SINCE 2008 / JOHN HARBAUGH ERA

Date	Location	Result	Attendance
09-21-08	Baltimore	Ravens, 28-10	71,104
11-02-08	Cleveland	Ravens, 37-27	73,078
09-27-09	Baltimore	Ravens, 34-3	70,950
11-16-09	Cleveland	Ravens, 16-0	69,023
09-26-10	Baltimore	Ravens, 24-17	71,119
12-26-10	Cleveland	Ravens, 20-10	65,028
12-04-11	Cleveland	Ravens, 24-10	63,648
12-24-11	Baltimore	Ravens, 20-14	71,083
09-27-12	Baltimore	Ravens, 23-16	70,944
11-04-12	Cleveland	Ravens, 25-15	65,449
09-15-13	Baltimore	Ravens, 14-6	71,098
11-03-13	Cleveland	Browns, 24-18	71,513
09-21-14	Cleveland	Ravens, 23-21	67,407
12-28-14	Baltimore	Ravens, 20-10	71,070
10-11-15	Baltimore	Browns, 33-30 (OT)	71,046
11-30-15	Cleveland	Ravens, 33-27	64,380
09-18-16	Cleveland	Ravens, 25-20	67,413
11-10-16	Baltimore	Ravens, 28-7	70,921
09-17-17	Baltimore	Ravens, 24-10	70,605
12-17-17	Cleveland	Ravens, 27-10	56,434
10-07-18	Cleveland	Browns, 12-9 (OT)	67,431



## **NFL.COM'S HERBIE TEOPE ON THE BALTIMORE RAVENS:**

"The Ravens pose all kinds of problems for opponents and possess a style of football that's a throwback when compared to the high-flying offenses around the league. With a punishing ground game, a rookie signal-caller coming into his own and a suffocating defense, look out, NFL."

### **S Tony Jefferson on the Ravens' announcement that they are working on a contract extension with John Harbaugh:**

"That just made me super happy, just based on what everybody is saying outside and how composed he is with the team, how he ignores the noise. It trickles down to the players. That energy, it keeps us going, keeps a positive mindset throughout the year. He's become one of my favorite coaches."

### **QB Lamar Jackson on the Ravens' 22-10 victory at the Chargers in Week 16:**

"We can play with anyone. That was a great team. We can fight, and everyone sees it now."

### **The Baltimore Sun's Childs Walker on the Ravens' defense:**

"For all the talk about Lamar Jackson, the Ravens are winning behind a defense that will go down as one of the best in franchise history. They hinted at their potential with an 11-sack shutout in Tennessee. They played a brilliant all-around game in Atlanta against Matt Ryan and Julio Jones. And on Saturday night, the 2018 Ravens defense made its case to be remembered with the record-setting crew from 2000 and the 2006 group that represented the peak of the Ed Reed-Ray Lewis partnership. They're not as physically overwhelming as the 2000 defense, which featured Lewis at his absolute apex and held opponents to an absurd 10.3 points a game. They're not as star-studded as the 2006 defense, which featured Reed, Lewis and youthful versions of Terrell Suggs and Haloti Ngata, all led by the unruly genius of coordinator Rex Ryan. But they do everything well, and they've stifled a murderer's row of opposing quarterbacks, including Most Valuable Player candidate Philip Rivers of the Chargers. Rivers entered with a 112.4 passer rating and at least two touchdown passes in 13 of his 14 games this season."

### **Sports Illustrated's Gary Gramling on Baltimore's defense:**

"The Ravens don't give you many opportunities to beat them deep. They've now given up just nine passing plays of 25-plus yards over the past eight games, including zero [at the Chargers]. When they do give up big plays, it tends to be a quarterback making a superhuman play late in the down (think the Jameis Winston play, or basically everything Patrick Mahomes did two weeks ago). Baltimore is so instinctive, so prepared, so fast and so fundamental that it feels like opposing offenses are playing in three feet of water. Sustained drives seem virtually impossible. It's a mix of young talent with a core of veteran leaders up the middle: C.J. Mosley at linebacker and free agent steals Eric Weddle and Tony Jefferson at the safety spots."

### **CBS Sports John Breech on the Ravens:**

"If you want to win in the playoffs, you have to be able to play defense and run the ball, and right now, there's no team in the NFL that does both of those things better than the Ravens. The scary thing for other teams is that when it comes to throwing the ball, [Lamar] Jackson is looking better each week."

### **CB Marlon Humphrey on how he has leaned on S Eric Weddle:**

"I lean on him a lot. He's definitely got the nose for the football, inside and out. He's someone you can definitely see coaching one day, just because when you're on the field, it's almost as if you have a coach back there. You have a coach that's your safety. He can see things that you cannot always see, and he knows things that you don't always know. Just his brilliance in the game is phenomenal."

### **Chargers head coach Anthony Lynn on the combination of rookies RB Gus Edwards and QB Lamar Jackson:**

"Gus is running hard right now. He's very decisive, hitting the holes, physical, creating plays after contact. They have a good thing going. They are a good complement to one another, because Lamar makes you protect the perimeter, and Gus, when the defense gets soft in the middle, Gus attacks it down the line in the middle. It's a good complement to one another with what they're doing and how they're used in the scheme. I've worked with [assistant head coach/tight ends] Greg Roman before. A lot of the stuff I've seen before, I've used. So, they're executing very well."

### **CB Brandon Carr on the Ravens' defense stepping up to close out the Week 16 win at Los Angeles:**

"This showed who we are. We've been talking about getting turnovers the whole season. Now we're getting them. The icing on the cake is taking the football. We've played a lot of these high-caliber teams, and we haven't finished the game out. [The Chargers win] was taking the game into our own hands."

### **Browns QB Baker Mayfield on Ravens TE Mark Andrews, one of his best friends from Oklahoma:**

"Obviously, he's a very big dude. He's 6-5, I think he's about 260, but he can run. It's the size plus the talent, which normally you don't get that mixture, so he's blessed with that. And then, I think his football I.Q. is something people didn't realize until you sit down and talk with him. He's a guy that realizes what you want to accomplish on offense, and then when you mix that with how talented he is, that's a dangerous duo."



# RAVENS / OPPONENT INFORMATION

## KEY NUMBERS VS. BROWNS

**4**

INTs for **S Eric Weddle** in his last five games vs. the Browns. He posted 1 sack in Week 5's defeat at Cleveland.

**7-1**

Baltimore's record vs. Cleveland in the month of December, including a 5-0 mark under head coach **John Harbaugh**.

**5**

Sacks the Ravens tallied in Week 5 at Cleveland, adding 10 QB hits, which are their second most in a game this season.

**9-1**

The Ravens record vs. Cleveland at home under **John Harbaugh**, outscoring the Browns 245-126 in those games. Baltimore owns a +10 turnover differential in those contests, as well.

**11**

Games the Ravens have held Cleveland to 12-or-fewer points during the **John Harbaugh** Era (21 total games). Baltimore has scored at least 27 points seven times during this span.

**19**

Career sacks for **OLB Terrell Suggs** vs. Cleveland, the most he has against any one team during the regular season. He has 4 sacks in his last six games vs. the Browns.

## WEEK 16 GAME RECAP

**RAVENS 22, CHARGERS 10**

**StubHub Center • Los Angeles, CA • Saturday, Dec. 22**

The Ravens beat the hottest team in the NFL when they stopped the Chargers, 22-10, at the StubHub Center in Los Angeles last Saturday. The Chargers had won 10 of their last 11, including December road wins at Pittsburgh (33-30) and at Kansas City (29-28). Baltimore's No. 1 defense stymied the outstanding Chargers' offense throughout the game, holding Pro Bowl QB Philip Rivers to just 181 yards on 23-of-37 passing. Rivers was sacked 4 times, tossed 2 INTs, and did not throw a TD pass for the first time this season. Baltimore's rookie **QB Lamar Jackson**, meanwhile, threw for 204 yards on 12-of-22 passing and produced the longest TD pass of his brief pro career – a 68-yard strike to fellow rookie **TE Mark Andrews**. The Ravens took a 6-0 lead on 2 **K Justin Tucker** field goals (24 and 35 yards) and held a 6-3 halftime advantage after **K Michael Badgley's** 38-yard FG. Ravens **RB Kenneth Dixon** then fumbled on the first play from scrimmage in the second half, and LA's Melvin Ingram III recovered at Baltimore's 17-yard line. Three plays later, RB Melvin Gordon III scored on a 1-yard plunge to give the Chargers their only lead of the day, 10-6. Jackson and the Ravens' offense bounced right back when the first-year signal-caller hit Andrews with the long TD throw. A 56-yard Tucker FG gave the Ravens a 16-10 lead entering the fourth quarter. The Ravens' final TD came when **CB Tavon Young** scooped up a TE Antonio Gates' fumble, which was caused by **LB Patrick Onwuasor**, and raced 62 yards to the end zone. Along with his forced fumble, Onwuasor added 2 sacks and helped hold the Chargers to only 198 total yards. **CBs Brandon Carr** and **Marlon Humphrey** each provided an interception. Baltimore rookie **RB Gus Edwards** rushed 14 times for 92 yards for an impressive 6.6 average. Jackson finished with a 101.3 QB rating, while Rivers was at 51.7. After a Pittsburgh loss to New Orleans the following day, the Ravens moved into first place by a half-game in the AFC North.

## RAVENS-BROWNS LEADERS

### PASSING YARDS (TDs/INTs)

Joe Flacco . . . . . 2,465 (12/6)      B. Mayfield . . . 3,349 (24/11)  
Lamar Jackson . . . 1,022 (6/3)      Tyrod Taylor . . . . . 473 (2/2)

### RUSHING YARDS (YPC)

Gus Edwards . . . . . 642 (5.1)      Nick Chubb . . . . . 972 (5.3)  
Lamar Jackson . . . . . 605 (4.8)      Carlos Hyde . . . . . 382 (3.4)  
Alex Collins (IR) . . . . . 411 (3.6)      Duke Johnson Jr. . . . . 180 (5.0)

### RECEIVING YARDS (CATCHES)

John Brown . . . . . 708 (41)      Jarvis Landry . . . . . 874 (76)  
Willie Snead IV . . . . . 626 (61)      David Njoku . . . . . 577 (53)  
Michael Crabtree . . . . . 587 (52)      Antonio Callaway . . . . . 507 (39)

### POINTS

Justin Tucker . . . . . 127      Greg Joseph . . . . . 70  
Alex Collins (IR) . . . . . 48      Nick Chubb . . . . . 60  
J. Allen / J. Brown . . . . . 30      Carlos Hyde . . . . . 30

### INTERCEPTIONS (YARDS)

Brandon Carr . . . . . 2 (26)      Damarious Randall . . . . . 4 (59)  
Marlon Humphrey . . . . . 2 (0)      Denzel Ward . . . . . 3 (26)

### SACKS (YARDS)

Za'Darius Smith . . . . . 8.5 (-61)      Myles Garrett . . . . . 12.5 (-74.5)  
Matthew Judon . . . . . 7 (-41)      Larry Ogunjobi . . . . . 5.5 (-51.5)  
Terrell Suggs . . . . . 7 (-51)      Genard Avery . . . . . 4.5 (-26.5)

### TACKLES (SOLO)

C.J. Mosley . . . . . 99 (67)      Jamie Collins Sr. . . . . 95 (66)  
Tony Jefferson . . . . . 69 (48)      Joe Schobert . . . . . 89 (46)

### GROSS PUNTING (NET)

Sam Koch . . . . . 47.3 (39.9)      Britton Colquitt . . . . . 45.4 (38.1)

### FIELD GOALS (PCT.)

Justin Tucker . . . . . 31/35 (88.6)      Greg Joseph . . . . . 16/18 (88.9)

### PUNT RETURN YARDS (AVG.)

Cyrus Jones . . . . . 259 (14.4)      Jabrill Peppers . . . . . 219 (8.8)

### KICKOFF RETURN YARDS (AVG.)

Chris Moore . . . . . 467 (22.2)      Jabrill Peppers . . . . . 379 (21.1)

## 2018 TALE OF THE TAPE

Category	Ravens	Browns
Record . . . . .	9-6	7-7-1
Current Streak . . . . .	Won 2	Won 3
Points Scored . . . . .	363	335
TDs Scored . . . . .	39	41
Rushing TDs Scored . . . . .	17	15
Passing TDs Scored . . . . .	18	26
TDs on Returns . . . . .	4	0
Points Against . . . . .	263	366
TDs Allowed . . . . .	30	41
Rushing TDs Allowed . . . . .	11	18
Passing TDs Allowed . . . . .	18	21
TDs on Returns Allowed . . . . .	1	2
Time of Poss. Avg. . . . .	31:53	28:51
KOR Avg. For . . . . .	22.3	19.4
KOR Avg. Against . . . . .	22.8	24.4
PR Avg. For . . . . .	11.5	8.4
PR Avg. Against . . . . .	9.6	10.7
Sacks . . . . .	43	35
Sacks Allowed . . . . .	30	38
Interceptions . . . . .	9	17
Interceptions Thrown . . . . .	9	14
Fumbles Lost/Recovered . . . . .	10/5	7/13



# RAVENS / OPPONENT INFORMATION

## TOP RAVENS-BROWNS CONNECTIONS

- Ravens GM/EVP and Hall of Fame TE **Ozzie Newsome** played 13 seasons in Cleveland. After his playing career, he then held positions as a scout, assistant to the head coach/offense/pro personnel, and director of pro personnel before moving to Baltimore as VP of player personnel in 1996.
- Baltimore special teams coordinator/associate head coach **Jerry Rosburg** was the ST coordinator for the Browns from 2001-06, while Ravens defensive line coach **Joe Cullen** held the same title in Cleveland for one season (2013).
- The Ravens' staff is comprised of many who were invited to join the franchise when it moved from Cleveland: SVP of football administration **Pat Moriarty**, EVP of public & community relations **Kevin Byrne**, VP of football video operations **Jon Dubé**, SVP of operations **Bob Eller** and VP of IT **Bill Jankowski**.
- Ravens senior personnel assistant **George Kokinis** was the Browns' GM in 2009. Kokinis began his career with Cleveland as an operations intern (1991) and then as a scout (1992-95).
- Baltimore director of pro personnel **Vincent Newsome** played two seasons (1991-92) for the Browns before becoming a special assignment scout from 1993-95.
- Baltimore secondary coach **Chris Hewitt** was a Browns intern in 2001 through the NFL's Minority Coaching Fellowship.
- Browns senior offensive assistant **Al Saunders** served the same role for the Ravens from 2009-10.
- Ravens east area scout **Bobby Vega** spent 2005-18 with the Browns' scouting department, starting as a scouting assistant and working his way up to director.
- Ravens **QB Robert Griffin III** played for the Browns during the 2016 season. Baltimore **WR Willie Snead IV** was signed by Cleveland in 2014 as a rookie free agent.
- **WR Breshad Perriman** was selected by Baltimore in the first round of the 2015 draft. Browns **QB Tyrod Taylor** was drafted by the Ravens in the sixth round in 2011 and spent four years with the team. **DT Carl Davis** was a third-round pick in 2015 and played for the team through the 2018 training camp. **DL Trevon Coley** spent the 2016 training camp with Baltimore.

## 2018 PRO BOWL RAVENS

Three Ravens were voted to the Pro Bowl for their standout performances during the 2018 season. **LB C.J. Mosley** (fourth), **S Eric Weddle** (sixth – third with Ravens) and **G Marshal Yanda** (seventh) were selected to play in the NFL's annual All-Star game.

## RAVENS RADIO BROADCASTS

- All games can be heard on 98Rock (97.9 FM), WBAL 1090 AM, baltimore Ravens.com, the Ravens mobile app (when in Baltimore) and on 21 regional affiliates. These broadcasts spans three states – Maryland, Pennsylvania and Delaware – and Washington, D.C.
- Additionally, Tico Sports produces a Spanish radio broadcast. With a crew consisting of David Andrade (play-by-play), Allen Gutierrez (analyst) and Juliana Lopez (producer), Tico Sports broadcasts games on Radio La Jefa WDMV 700 AM, the Ravens' flagship Spanish radio partner.



## SPOTLIGHT: OZZIE NEWSOME



*Ozzie Newsome's legacy is unlike any the game of football has produced. Known throughout all of sports as a premier leader, Newsome is a Hall of Fame player, the architect of Baltimore's Super Bowl XXXV and Super Bowl XLVII championship teams and an elite personnel evaluator who became the NFL's first African American*

*GM in 2002. Here's what the football world has said about Newsome throughout his legendary career, further proving that "The Wizard" will forever remain in a class of his own:*

**HOF GM Bill Polian:** "If Ozzie wasn't already in the Hall of Fame as a tight end, they would be putting him in as a general manager."

**Former Ravens HC Brian Billick:** "The genius of his ability to absorb all the information is second to none. I always equate it to watching him look at the draft boards is like watching Russell Crowe [playing Nobel Laureate in economics John Nash] in the movie 'A Beautiful Mind,' in that scene where the math just kind of comes off the board for him. That's Ozzie with all those names and statistics. Of course, he has a great eye for talent, too, but his ability to orchestrate that process, to gain that information, is unmatched."

**Ravens HC John Harbaugh:** "He makes you your best self. You can have a good day, and he makes you better. You can have a bad day, and he still brings out the best in you. He's a mentor, he's a friend, confidant – all those things. You can go seek advice and talk to him about becoming a better coach or a better evaluator. It's just been an amazing 11 years, and I'm looking forward to the next however many years we both walk on this Earth."

**ESPN's Chris Mortensen:** "There's a saying within the Ravens that goes, 'In Ozzie We Trust.' The reason for that is his track record is tremendous. He has a philosophy, he stays true to it, and they're not going to deviate from that."

**Former Giants GM Jerry Reese:** "Really, Ozzie is an ambassador for the NFL, period. I think about three 'Cs' when I think about Ozzie: class, consistency and championships. That's what I think about. We're all chasing Ozzie Newsome, man. He doesn't talk about it, but go in his office, he's got skins on the wall. He doesn't have to talk about it. His resume says it all for him."

**Hall of Fame T Jonathan Ogden:** "Ozzie is synonymous with the Ravens. You can't mention the Baltimore Ravens without Ozzie Newsome coming up relatively quickly in the conversation."

**USA Today's Jarrett Bell:** "[His] stand-up accountability reflects why Newsome is one of the league's most revered front office figures, a man whose authority within the Ravens' building has been bolstered by the close relationships he has developed over the years."

**Ravens Assistant GM Eric DeCosta:** "He said to me one time that his strengths are my weaknesses, and my strengths are his weaknesses. So, you know what? We're a family, we want to win, and we're competitive people. We believe in what we do, we want to be good, and we want to build a team that [fans] are proud of. I've got probably the best GM in the history of football. At least one of the Top 5, here right now, and I hope he always stays."

**Longtime NFL Coach Gary Kubiak:** "Ozzie is the most impressive man I've ever been around in pro football, and I've been around some good ones. To watch him work, to watch him work in the draft, to watch him handle the football team and to watch him work with John [Harbaugh], I can't say enough."

**New England HC Bill Belichick:** "I probably learned more from him than he learned from me. He's a very astute, sometimes quiet kind of guy, but the wheels are always turning; he's taking a lot in. When he speaks, you listen because you respect him, and you know that he's just not saying things to hear himself talk. He's saying them because he's given it a lot of thought, and he has a very important observation or opinion to share. He's had a great career. I can't think of many people that did what he did as a player and then in his current position and all the other things along the way."



# RAVENS WINNING WAYS

## TOP FRANCHISES / SINCE 2000

### TOTAL WINS

1. New England Patriots . . . 251
2. Pittsburgh Steelers . . . 211
3. Indianapolis Colts . . . 201
4. Green Bay Packers . . . 196
5. Philadelphia Eagles . . . 193
- 6. BALTIMORE RAVENS . . . 190**

### SUPER BOWL BERTHS

1. New England Patriots . . . 8
2. New York Giants . . . . . 3
- Pittsburgh Steelers . . . . . 3
- Seattle Seahawks . . . . . 3
- 5. BALTIMORE RAVENS . . . . . 2**
- Car., Den., Ind., Phi. . . . . 2

### SUPER BOWL TITLES

1. New England Patriots . . . 5
- 2. BALTIMORE RAVENS . . . . . 2**
- New York Giants . . . . . 2
- Pittsburgh Steelers . . . . . 2
- Den., GB, Ind., . . . . . 1
- NO, Phi., Sea., TB . . . . . 1

### CONF. TITLE GAMES

1. New England Patriots . . 12
- Philadelphia Eagles . . . . 6
- Pittsburgh Steelers . . . . . 6
- 4. BALTIMORE RAVENS . . . . . 4**
- Green Bay Packers . . . . . 4
- Indianapolis Colts . . . . . 4

### WINNING SEASONS

1. New England Patriots . . 18
2. Pittsburgh Steelers . . . . 15
3. Indianapolis Colts . . . . . 14
- 4. Baltimore Ravens . . . . . 13**
- Green Bay, Seattle . . . . . 13

### PLAYOFF BERTHS

1. New England Patriots . . 15
  2. Green Bay, Indianapolis . . 13
  4. Pittsburgh Steelers . . . . 12
  5. Philadelphia, Seattle . . 11
  - 7. BALTIMORE RAVENS . . . . . 10**
- (doesn't include 2018 berths)

### PLAYOFF GAMES

1. New England Patriots . . 37
2. Pittsburgh Steelers . . . . 25
3. Green Bay Packers . . . . 24
- Indianapolis Colts . . . . . 24
- 5. BAL., Phi., Sea. . . . . 23**

### PLAYOFF WINS

1. New England Patriots . . 27
- 2. BALTIMORE RAVENS . . . . 15**
- Pittsburgh Steelers . . . . 15
4. Philadelphia Eagles . . . 13
- Seattle Seahawks . . . . . 13

## SUPER BOWL CHAMPIONS



**LB Ray Lewis - 2000**  
Super Bowl XXXV MVP

In a magnificent effort showcasing thrilling performances by their defense, offense and special teams units, the Baltimore Ravens won Super Bowl XXXV with a 34-7 victory over the New York Giants. Allowing the Giants a meager 152 total net yards, New York's attack crossed midfield just twice, while Baltimore's "D" posted 4 INTs. LB Ray Lewis was named the game's MVP, capping an accolade-filled season in which he was also tabbed the NFL's Defensive Player of the Year.



**QB Joe Flacco - 2012**  
Super Bowl XLVII MVP

Baltimore defeated San Francisco, 34-31, in Super Bowl XLVII, capturing the franchise's second World Championship. After an amazing first-half performance, the Ravens took a commanding 28-6 lead. But following a bizarre, 34-minute power outage that halted play, the 49ers stormed back into contention. Clinging to a 34-29 edge late in the game, the Ravens stood firm on a pivotal goal-line stand, jamming SF on four-straight plays inside the 7-yard line. QB Joe Flacco was named the game's MVP.

## PLAYOFF PERFORMERS

### PLAYOFF WINNING PERCENTAGE (Since 1970 Merger)

Rk.	Team	Record	Pct.
<b>1.</b>	<b>BALTIMORE RAVENS**</b>	<b>15-8</b>	<b>.652</b>
2.	New England Patriots****	33-19	.635
3.	New York Giants****	20-12	.625
4.	San Francisco 49ers*****	30-19	.612
5.	Pittsburgh Steelers*****	36-24	.600

\* Number of Super Bowl Titles

## JOHN HARBAUGH ERA (SINCE 2008)

### PLAYOFF BERTHS

1. New England Patriots . . . 9
  2. Green Bay Packers . . . . . 8
  3. Pittsburgh Steelers . . . . . 7
  - 4. BALTIMORE RAVENS . . . . . 6**
  - Atlanta Falcons . . . . . 6
  - Cincinnati Bengals . . . . . 6
  - Indianapolis, Seattle . . . . 6
- (doesn't include 2018 berths)

### TOTAL WINS

1. New England Patriots . . 146
2. Pittsburgh Steelers . . . . 122
3. Green Bay Packers . . . . 115
4. New Orleans Saints . . . 114
- 5. BALTIMORE RAVENS . . . 113**
6. Seattle Seahawks . . . . 106
7. Atlanta, Indy . . . . . 105

### PLAYOFF WINS

1. New England Patriots . . 13
- 2. BALTIMORE RAVENS . . . 10**
3. Green Bay Packers . . . . . 9
- Seattle Seahawks . . . . . 9
5. Pittsburgh Steelers . . . . . 8

### PLAYOFF GAMES

1. New England Patriots . . 20
2. Green Bay Packers . . . . 16
- 3. BALTIMORE RAVENS . . . 15**
4. Pittsburgh Steelers . . . . 14
- Seattle Seahawks . . . . . 14

### AFC TITLE GAMES

1. New England Patriots . . . 7
- 2. BALTIMORE RAVENS . . . . 3**
- Pittsburgh Steelers . . . . . 3
4. Denver Broncos . . . . . 2
- Indianapolis Colts . . . . . 2
- New York Jets . . . . . 2

### PLAYOFF ROAD WINS

- 1. BALTIMORE RAVENS . . . . 7**
2. Green Bay Packers . . . . . 5
3. New York Jets . . . . . 4
4. San Francisco 49ers . . . . 3
5. NY Giants, Philadelphia . . 2
- Pittsburgh, Seattle . . . . . 2

### REG. SEASON WINS

1. New England Patriots . . 133
2. Pittsburgh Steelers . . . 114
3. New Orleans Saints . . . 108
4. Green Bay Packers . . . 106
- 5. BALTIMORE RAVENS . . . 103**
6. Atlanta Falcons . . . . . 101
7. Indianapolis Colts . . . . 100

### REG. SEASON HOME WINS

1. New England Patriots . . 75
- 2. BALTIMORE RAVENS . . . 64**
- Green Bay Packers . . . . 64
4. Pittsburgh Steelers . . . . 62
5. New Orleans Saints . . . . 61
6. Minnesota Vikings . . . . 59
7. Seattle Seahawks . . . . . 58

## SUPER BOWL SUCCESS

The Baltimore Ravens are one of four franchises (New England, NY Giants and Pittsburgh) to win multiple Super Bowls since 2000.



# HEAD COACH JOHN HARBAUGH

## ALL-TIME RAVENS COACHING RECORDS

John Harbaugh is the third head coach in Baltimore Ravens history. He is the franchise's all-time winningest coach (113 total victories), with Brian Billick (85) ranking second.

**SEASONS**  
RAVENS: 11<sup>TH</sup>  
NFL: 21<sup>ST</sup>

Coach	Seasons	Reg. Season	Playoffs	Total
John Harbaugh	2008-18	103-72	10-5	113-77
Brian Billick	1999-2007	80-64	5-3	85-67
Ted Marchibroda	1996-98	16-31-1	n/a	16-31-1



## HARBAUGH HEAD COACHING RECORDS (2008-18)

- Overall Career Record . . . 113-77
- Regular Season Record . . 103-72
- at Home . . . . . 64-23
- on Road . . . . . 39-49
- vs. AFC . . . . . 78-53
- vs. AFC North . . . . . 39-26
- vs. NFC . . . . . 25-19
- Playoffs Record . . . . . 10-5
- Home Playoff Games . . . . . 2-0
- Road Playoff Games . . . . . 7-5
- Super Bowl Record . . . . . 1-0
- vs. Cleveland . . . . . 18-3

## RAVENS WINS UNDER HARBAUGH

Including playoffs (10-5), the Ravens are 113-77 since **John Harbaugh's** 2008 arrival, posting the NFL's fifth-most victories.

### TOTAL NFL WINS / INCLUDING PLAYOFFS / SINCE 2008

Rk.	Team	Total Wins
1.	New England Patriots	146
2.	Pittsburgh Steelers	122
3.	Green Bay Packers	115
4.	New Orleans Saints	114
5.	<b>Baltimore Ravens</b>	<b>113</b>

## HARBAUGH SEASON-BY-SEASON

Year	Record	Playoffs (Result)
2018	9-6	TBD
2017	9-7	No Playoff Berth
2016	8-8	No Playoff Berth
2015	5-11	No Playoff Berth
2014	10-6	1-1 (Advanced to Divisional Round)
2013	8-8	No Playoff Berth
2012	10-6	4-0 (Won Super Bowl XLVII)
2011	12-4	1-1 (Advanced to AFC Championship)
2010	12-4	1-1 (Advanced to Divisional Round)
2009	9-7	1-1 (Advanced to Divisional Round)
2008	11-5	2-1 (Advanced to AFC Championship)

## HARBS IS HISTORICALLY GOOD

### MOST PLAYOFF WINS BY A COACH / FIRST 10 SEASONS (Since 1970 Merger)

Coach (Team)	Playoff Wins	Seasons
Joe Gibbs (Was.)	12	1981-90
Chuck Knoll (Pit.)	11	1968-78
<b>John Harbaugh (Bal.)</b>	<b>10</b>	<b>2008-17</b>
Bill Belichick (Cle. & NE)	10	1991-95, 2000-04
Andy Reid (Phi.)	10	1999-2008
George Seifert (SF, Car.)	10	1989-96, '99-'00
Bill Walsh (SF)	10	1979-88

## THE HARBAUGH FILE

**John Harbaugh** has led the Ravens to a playoff berth in six (2008-12 & 2014) of his 10 full seasons in Baltimore, and in 2012, captured the franchise's second Super Bowl title. Under "Harbs," the Ravens have secured an appearance in three AFC Championships (2008, 2011 & 2012).

### Here are several Harbaugh quick hits:

- The Ravens are one of only eight teams (NE – 9; GB – 8; Pit. – 7; Atl., Bal., Cin., Ind. & Sea. – 6) to earn at least six postseason berths in the last 10 years. (Baltimore has won at least one game in each of those playoff campaigns.)
- The Ravens' 10 playoff wins since 2008 rank second only to New England's 13.
- "Harbs" is the only head coach in NFL history to win a playoff game in each of his first four and five seasons.
- John and his brother, Jim (formerly of the 49ers), are the only head coaches to advance to three conference title games in the first five years as NFL bosses.
- Harbaugh is the only coach in NFL history to win a playoff game in six of the first seven seasons of a coaching career.
- In 2012, Harbaugh became the third coach (with Bill Cowher & Chuck Knox) since the 1970 merger to guide his team to the playoffs in each of his first five seasons.
- Harbaugh owns the third-most playoff wins (10, tied) by a coach in his first 10 seasons (since the 1970 merger).
- With the Ravens' 2014 playoff berth, Harbaugh became one of eight coaches in NFL history to make the postseason in six of their first seven seasons coaching.
- For coaches to make the playoffs in at least six of their first 10 years, "Harbs" is one of four active coaches to do so (Pete Carroll, Andy Reid & Mike Tomlin).
- Harbaugh, Tom Landry (Dal.) and Tom Coughlin (Jax./NYG) own the most road playoff wins (7) by a HC in NFL history.



# HEAD COACH JOHN HARBAUGH

## ACTIVE HEAD COACH WINNING PERCENTAGE

Head coach **John Harbaugh** owns the fifth-best winning percentage (.595) among active coaches (min. 75 games), compiling a strong 113-77 record (including playoffs).

### ACTIVE HEAD COACHES / CAREER WINNING PERCENTAGE (Totals Include Regular Season and Playoff Games / Min. 75 Games)

Rk.	Coach	Team	Seasons	Record	Pct.
1.	Bill Belichick	Cle./NE	1991-95, 2000-18	288-134	.683
2.	Mike Tomlin	Steelers	2007-18	132-73-1	.643
3.	Sean Payton	Saints	2006-18	125-78	.616
4.	Andy Reid	Phi./KC	1999-2018	205-137-1	.599
5.	<b>John Harbaugh</b>	<b>Ravens</b>	<b>2008-18</b>	<b>113-77</b>	<b>.595</b>
6.	Mike Zimmer	Vikings	2014-18	48-33-1	.591
7.	Pete Carroll	NYJ/NE/Sea.	'94, '97-99, '10-18	131-92-1	.587

## TRENDS UNDER HARBS

On grass. . . . .	46-34
Artificial turf . . . . .	57-38
September. . . . .	25-12
October . . . . .	17-25
November . . . . .	32-13
December . . . . .	26-20
January . . . . .	3-2
Leading at halftime . . . . .	83-18
Leading after 3 quarters . . . . .	91-16
When scoring first. . . . .	75-24
Positive or even turnover ratio. . . . .	80-30
Scoring 20 or more points . . . . .	86-32
Scoring 30 or more points . . . . .	37-5
Totaling 350 or more net yards. . . . .	57-26
Rushing for 150 or more yards. . . . .	33-7
Holding opp. under 250 net yards . . . . .	38-6
Holding opp. under 21 points. . . . .	85-15
Holding opp. under 15 points. . . . .	62-7

## POSTSEASON SUCCESS: ACTIVE COACHES

### PLAYOFFS WIN PERCENTAGE (Min. 5 Games)

Rk.	Coach	Rec.	Pct.
1.	Bill Belichick	28-11	.718
2.	<b>John Harbaugh</b>	<b>10-5</b>	<b>.667</b>
3.	Dan Quinn	3-2	.600
4.	Pete Carroll	10-7	.588
5.	Sean Payton	7-5	.583

### SUPER BOWL TITLES

1. Bill Belichick . . . . .	5
2. <b>John Harbaugh</b> . . . . .	<b>1</b>
Pete Carroll . . . . .	1
Mike McCarthy . . . . .	1
Sean Payton . . . . .	1
Doug Pederson . . . . .	1
Mike Tomlin . . . . .	1

## HARBAUGH'S PATH TO THE NFL

Team	Position	Years
<b>Baltimore Ravens</b>	<b>Head Coach</b>	<b>2008-18</b>
Philadelphia Eagles	Secondary	2007
Philadelphia Eagles	Special Teams Coord.	1998-2006
Indiana University	DBs/Special Teams Coord.	1997
University of Cincinnati	Assistant Head Coach	1995-96
University of Cincinnati	TEs/OLBs/RBs/Special Teams	1989-94
Morehead State	DBs/ST Coord./S&C Coach	1988
University of Pittsburgh	Tight Ends	1987
Western Michigan	Graduate Assistant	1984-86

## RAVENS UNDER HARBAUGH: SINCE 2008



**AFC TITLE GAMES**  
(2nd Most - tied, Pit.)



**ROAD PLAYOFF WINS**  
(NFL High)



**PLAYOFF WINS**  
(2nd Most, NE - 13)



**WINS AT HOME**  
(2nd Most, tied, GB)



**TOTAL VICTORIES**  
(5th Most)



*"I can't think of a coach I respect any more than John. He's got an amazing presence about him. Look what he's done. He's done great things for this organization."*

*- Jim Nantz, CBS Announcer, Dec. 2018*





# JERRY ROSBURG & SPECIAL TEAMS NOTES



## ROSBURG LEADS RAVENS SPECIALISTS

**SEASONS**  
**RAVENS: 11TH**  
**NFL: 18TH**

Special teams coordinator/associate head coach **Jerry Rosburg** has guided a stellar special teams group since arriving in Baltimore in 2008. Below are several standout notes about the coach and his successful group of specialists.

### SIX PRO BOWLERS

• Six Ravens have earned eight combined Pro Bowl honors while playing for Rosburg: ST **Brendon Ayanbadejo** (2008), **K Billy Cundiff** (2010), **RS Jacoby Jones** (2012), **K Justin Tucker** (2013 & 2016), **LS Morgan Cox** (2015 & 2016) and **P Sam Koch** (2015).

### PRIME KICKER & PUNTER

• Two-time Pro Bowl **K Justin Tucker**, who Rosburg scouted and helped sign as a rookie free agent, owns the NFL's most FGs (233) since entering the NFL in 2012. With a 90.0% career success mark, "Tuck" is the most accurate kicker in league history (233-of-259 on FGAs). Earning his first Pro Bowl nod in 2015, **P Sam Koch's** 46.7 gross average ranked No. 9 in the NFL that season, while his 42.9 net average was No. 2. In 2017, Koch led the NFL in both punts inside the 10 (16) and the 20 (a franchise-record 40).

### 2018: ANOTHER RAVENS RETURN MAN SCORES BIG

• In Week 12's win over Oakland, Baltimore native **CB/RS Cyrus Jones** posted a 70-yard punt return TD in the second quarter, marking the Ravens' first PR-TD since 10/15/17, when Michael Campanaro had a 77-yarder vs. Chicago. Dating back to 2011, six different Ravens have returned punts for touchdowns: Campanaro, Kaelin Clay, Tandon Doss, C. Jones, Jacoby Jones and Lardarius Webb.

### RAVENS' BIG RETURNS IN JONES' MAGICAL SEASON

• Led by Pro Bowl **RS Jacoby Jones** in the 2012 Super Bowl season, Baltimore ranked first in the NFL in KOR average (27.3). Jones, who became the first player ever to record dual KORs of at least 105 yards in a career, tied for a league-leading 3 kick return TDs (2 KORs & 1 PR). He also tied an NFL record for longest KOR in a Super Bowl with his 108-yard KOR-TD. (In 2014's game at Pit., he added another 108-yarder to his resume, marking 4 total KOR-TDs over 100 yards in his career.)

## BALTIMORE BLOCK PARTY

Since 2014, the Ravens have produced the NFL's third-most blocked kicks (13, tied), including an NFL-high (tied) 4 in 2016.

MOST BLOCKED KICKS (Since 2014)			MOST BLOCKED KICKS (2016 Season)		
Rk.	Team	Blocks	Rk.	Team	Blocks
1.	Miami / Philly	15	1.	Baltimore	4
3.	New England	14		Miami	4
4.	Baltimore / Denver	13	3.	Five Teams	3

### RAVENS' 13 BLOCKS: BREAKDOWN (SINCE 2014)

Total Blocks	13	1st Qtr.	3	When Losing	8
FG Blocks	7	2nd Qtr.	1	When Winning	3
PAT Blocks	3	3rd Qtr.	3	When Tied	2
Punt Blocks	3	4th Qtr.	6	Record w/ Block	8-5

233

J. Tucker FGs Made  
NFL's Most Since '12

938

J. Tucker Points Scored  
NFL's 2nd Most Since 2012

90.0

J. Tucker Career FG %  
Best in NFL History

5

Ravens KOR-TDs  
NFL's 2nd Most Since '11

6

Ravens PR-TDs  
NFL's 2nd Most Since '11  
(tied with Chi.)

11

Ravens Total Return TDs  
NFL's 2nd Most Since '11  
(tied with KC)

## SIX STRAIGHT IN THE TOP 5

In the past six full seasons (2012-17), the Ravens' special teams units have consistently been acknowledged as one of the league's best. In the annual special teams report from senior NFL writer Rick Gosselin, Baltimore has ranked in the NFL's Top 5 for six-straight seasons. (Gosselin's report is recognized by NFL teams as a special teams measuring stick.)

### RAVENS SPECIAL TEAMS RANKINGS IN RICK GOSSELIN'S ANNUAL REPORT (Past Six Seasons)

Season	Ranking
2017	4th
2016	5th
2015	1st
2014	5th
2013	5th
2012	2nd

No other NFL team has been in the Top 5 (or even the Top 10) in each of the past six seasons.

## TOP KOR AVERAGE

Since 2008, when **Jerry Rosburg** became the Ravens' ST coordinator, Baltimore owns the NFL's No. 1 KOR average (25.2).

### NFL KICKOFF RETURN AVERAGE (Since 2008 / Rosburg's Baltimore Tenure)

Rk.	Team	KOR	Yards	Avg.	Long	TDs
1.	Baltimore Ravens	474	11,933	25.2	108t	7
2.	Minnesota Vikings	530	12,762	24.5	109t	10
3.	New York Jets	539	12,936	24.0	107t	7
4.	Atlanta Falcons	403	9,632	23.9	102t	1
5.	Seattle Seahawks	487	11,555	23.7	105t	6



# DON "WINK" MARTINDALE & DEFENSIVE NOTES

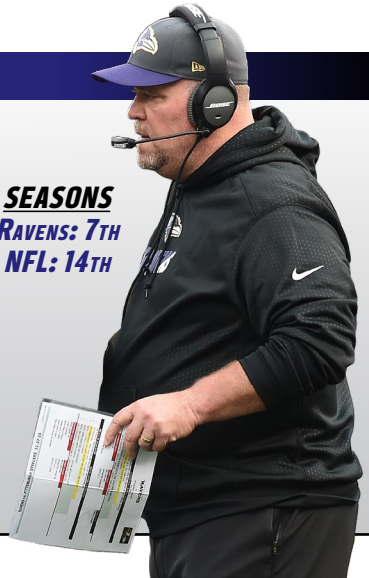
## "WINK" LEADS THE DEFENSE

On Jan. 9, 2018, the Ravens promoted **Don "Wink" Martindale** to defensive coordinator following the retirement of Dean Pees. Martindale, 54, is in his seventh year with the Ravens after serving as LBs coach from 2016-17 and ILBs coach from 2012-15. Under his guidance, **LB C.J. Mosley** has become one of the league's top defenders, earning three Pro Bowls.

The 2018 campaign marks Martindale's 14th season coaching in the NFL, where he has also spent time with Oakland (2004-08) and Denver (2009-10). In 2010, he served as the Broncos' defensive coordinator.

"Don has done a great job," **John Harbaugh** stated in November. "He has certain skills and gifts as a coach that are unique to him and are really strong. It's a team effort, too. We have a great staff. All those guys have done a great job, and our players are involved. We have the right kind of culture. I'm proud of all those guys. We have a bunch of young coaches who are really smart guys. Don does a great job of bringing them all in to it and including them."

**SEASONS**  
RAVENS: 7<sup>TH</sup>  
NFL: 14<sup>TH</sup>



## 2018 DEFENSIVE NUMBERS TO RAVE ABOUT

**4.64** — Yards per play allowed by the Ravens' defense, ranking as the NFL's fewest. (Chicago is second at 4.86.)

**34.0** — Third-down percentage, ranking No. 3.

**43** — Sacks by Baltimore, tying (Ari., GB & Was.) for sixth.

**80** — Passes defended by Baltimore, ranking third.

**80** — Tackles for loss by Baltimore, tying (Chi. & NO) for sixth.

**80.7** — Defensive passer rating by Baltimore, ranking No. 2.

**102** — Quarterback hits by the Ravens, ranking fourth.

## SHUT 'EM DOWN

Dating back to 2017, 17 shutouts have been pitched by defenses throughout the NFL. Of those, a league-high 4, including Week 6's 21-0 win at Tennessee, have come courtesy of the Ravens.

MOST SHUTOUTS (Since 1996 / Ravens' Inception)		MOST SHUTOUTS (Since 2017)	
Rk.	Team	Rk.	Team
1.	Baltimore Ravens . . . . .14	1.	Baltimore Ravens 4
2.	San Francisco 49ers . . . . .11	2.	Jacksonville Jaguars 2
	Seattle Seahawks . . . . .11		Los Angeles Rams 2

## ALL-TIME RAVENS 'D' COORDINATORS

**Don Martindale** joins a long line of great Ravens defensive coordinators, four of whom have gone on to become NFL head coaches: **Marvin Lewis** (1996-2001), **Mike Nolan** (2002-04), **Rex Ryan** (2005-08) and **Chuck Pagano** (2011).

### RAVENS ALL-TIME DEFENSIVE COORDINATORS

<b>Don Martindale</b> (2018)	Rex Ryan (2005-08)
Dean Pees (2012-17)*	Mike Nolan (2002-04)
Chuck Pagano (2011)	Marvin Lewis (1996-2001)*
Greg Mattison (2009-10)	* Super Bowl-winning DC

## RAVENS' NO. 1 DEFENSE

Entering Week 17, the Ravens own both the NFL's No. 1 scoring (ppg) and overall (ypg) defense. The only time Baltimore has finished the season ranking No. 1 in both categories was 2006.

### 2018 SCORING DEFENSE

Rk.	Team	PPG
1.	Baltimore . . . . .	17.5
2.	Tennessee . . . . .	18.0
3.	Chicago . . . . .	18.2
4.	Dallas . . . . .	19.3
5.	Jacksonville . . . . .	19.7

### 2018 TOTAL DEFENSE

Rk.	Team	YPG
1.	Baltimore . . . . .	284.1
2.	Buffalo . . . . .	298.7
3.	Minnesota . . . . .	308.2
4.	Chicago . . . . .	308.7
5.	Jacksonville . . . . .	309.4

## RAVENS "D" UNDER HARBAUGH

**Don Martindale** leads a defensive unit that, during the **John Harbaugh Era** (2008-18), has been superb.

### POINTS PER GAME ALLOWED

1.	Baltimore . . . . .	19.0
2.	Pittsburgh . . . . .	19.2
3.	New England . . . . .	19.5

### TOUCHDOWNS ALLOWED

1.	Baltimore . . . . .	352
2.	Pittsburgh . . . . .	365
3.	Seattle . . . . .	372

### TOTAL NET YARDS ALLOWED

1.	Pittsburgh . . . . .	309.5
2.	Baltimore . . . . .	314.8
3.	NY Jets . . . . .	323.7

### OPPONENT PASSER RATING

1.	Baltimore . . . . .	79.3
2.	Buffalo . . . . .	81.0
3.	Cincinnati . . . . .	82.2

### RUSHING YARDS ALLOWED

1.	Pittsburgh . . . . .	93.7
2.	Baltimore . . . . .	97.1
3.	Minnesota . . . . .	101.8

### THIRD-DOWN DEFENSE

1.	Baltimore . . . . .	36.0
2.	Houston . . . . .	36.2
3.	Denver . . . . .	36.3

## SACK CITY, USA

In Week 6 at the Titans, Baltimore racked up a franchise-best 11 sacks, tying for the second most by a team in league history. They also stand as the most in an NFL game since 2012 (San Diego, 11).

### MOST SINGLE-GAME SACKS RAVENS HISTORY

10/14/18 at Ten . . . . .	11
11/24/11 vs. SF . . . . .	9
11/26/06 vs. Pit . . . . .	9
11/16/97 vs. Phi . . . . .	9

**Second-Half "D" Dominates:** In Week 6 vs. Tennessee, the Ravens became the first team since the 1934 Lions not to allow a touchdown after halftime in each of their first six games of a season. (Baltimore's streak was then snapped by New Orleans in Week 7.)



# MARTY MORNHINWEG & OFFENSIVE NOTES

## MARTY MANS THE OFFENSE

Marty Mornhinweg was elevated to offensive coordinator on Oct. 10, 2016. A 24-year NFL coaching veteran, Mornhinweg, who joined Baltimore as QBs coach in 2015, is a former head coach of the Lions (2001-02). He has also served as offensive coordinator for the New York Jets (2013-14), Philadelphia Eagles (2004-12) and San Francisco 49ers (1997-2000).

### FIVE PRO BOWLERS

- Throughout his NFL coaching career, five quarterbacks have earned Pro Bowl honors under Mornhinweg's direction: Michael Vick, Donovan McNabb, Steve Young, Jeff Garcia and Brett Favre.

### SEASONS

**RAVENS: 4TH**  
**NFL: 24TH**



## MARTY'S NFL COORDINATOR ROLES

### 1997-2000: 49ers – Offensive Coordinator/QBs Coach

- During this span, SF offense ranked third in total net yards (364.6 ypg), including third in rushing (131.4 ypg) and fifth in passing (233.2 ypg).
- In 1999, the 49ers boasted the NFL's No. 1 rush offense (130.9 ypg).
- In 1998, SF offense ranked No. 1 in the NFL (425.0 ypg), including first in rushing (159.0 ypg) and second in passing (266.0 ypg).

### 2004-12: Eagles – Offensive Coordinator/Asst. Head Coach

- Under Mornhinweg, 10 offensive players earned a total of 17 Pro Bowl honors. Philly set a then-franchise best with 6,386 total net yards in 2011.
- In his first season (2004) guiding the offense, Philadelphia advanced to Super Bowl XXXIX.

### 2013-14: NY Jets – Offensive Coordinator

- Jets ranked third in the NFL rush offense (138.7 ypg) during this span.
- In 2014, helped guide a rushing attack that finished third in the NFL (142.5 ypg) behind RBs Chris Ivory and Chris Johnson.

### 2016-18: Baltimore Ravens – Offensive Coordinator

- In 2016, QB Joe Flacco threw for a franchise-record 4,317 yards.
- Over 2017 season's last nine games, Baltimore scored the NFL's second-most points per contest (29.4). During this span, the Ravens also ranked No. 1 in fewest giveaways (5) and No. 2 in sacks allowed (10).

## TOP "0" UNDER HARBAUGH

The Ravens' Top 6 all-time single-game offensive outputs have come during the **John Harbaugh** Era, including a 496-yard performance vs. Miami with **Marty Mornhinweg** as O.C. in 2016.

### RAVENS TOP TOTAL NET YARDS (Single-Game History)

Yards	Game/Date	Results
553	09/25/11 at STL	W, 37-7
548	12/13/09 vs. Det.	W, 48-3
533	12/23/12 vs. NYG	W, 33-14
503	09/23/12 vs. NE	W, 31-30
501	09/13/09 vs. KC	W, 38-24
496	12/04/16 vs. Mia.	W, 38-6

### BALTIMORE RAVENS MOST TOTAL YARDS

(Since 2012 / Past Six Years)
12/23/12 vs. NYG . . . . . 533
09/23/12 vs. NE . . . . . 503
12/04/16 vs. Mia. . . . . 496
09/20/15 at Oak. . . . . 493
10/12/14 at TB . . . . . 475
09/28/14 vs. Car. . . . . 454

## RUN GAME QUICK HITS

- ✓ From Weeks 11-15, the Ravens rushed for at least 190 yards in five-consecutive games. The last NFL team to achieve this feat was the 1976 Steelers.
- ✓ In their past six games (5-1 record), Baltimore has rushed for an NFL-high 218.5 YPG. Overall, the Ravens' run game ranks No. 2 in the NFL (143.0 ypg).
- ✓ Under Harbaugh, when rushing for at least 125 yards in a game, the Ravens have produced a 54-11 record. Baltimore is 33-7 when rushing for at least 150 yards and 14-1 when tallying at least 200 under Harbaugh.

## RAVENS STOUT ON THIRD DOWN

Baltimore ranks No. 3 in third-down offense, converting 101 of 218 attempts (46.3%). Here is a breakdown of the Ravens' third-down offensive rankings, entering Week 17:

Third-and-short (<4 yards) . . . . .	.48 of 61 (78.7%) – No. 1
Third-and-1 . . . . .	.28 of 33 (84.8%) – No. 1
Third-and-2/3 . . . . .	.20 of 28 (71.4%) – No. 2
Third down overall . . . . .	101 of 218 (46.3%) – No. 3

## 10-PLAY TD DRIVES

Baltimore's offense has posted an NFL-high 38 10-play drives this season, 19 of which have produced TDs.

### 10-PLAY TOUCHDOWN DRIVES / 2018 SEASON

Rk.	Team	Poss.	10-Play Drives	10-Play TDs
1.	Baltimore	165	38	19*
2.	New England	171	34	14
3.	Kansas City	161	32	17

\* NFL high, with NO & Pit. (18) in second



2018 Ravens Rushing Ranking (143.0 YPG) (Seattle, 158.5)



NFL-High 200-Yard Rushing Games by Baltimore in 2018 (Week 11, Week 12, Week 13, Week 15)

## RUN IT UP

There have been 31 200-yard rushing games in the NFL this season, with Baltimore producing a league-high four such performances, including 3 of the Top 12.

### MOST RUSHING YARDS / TOP 12 GAMES / 2018 SEASON

Rk.	Team	Week/Opp.	Yards	Result
1.	NY Jets	5 vs. Broncos	323	W
2.	Houston	12 vs. Titans	281	W
3.	New England	16 vs. Bills	273	W
	Seattle	10 at Rams	273	L
5.	LA Rams	6 at Broncos	270	W
6.	LA Rams	16 at Cardinals	269	W
7.	Baltimore	11 vs. Bengals	267	W
8.	Tennessee	14 vs. Jaguars	264	W
9.	Detroit	7 at Dolphins	248	W
10.	LA Chargers	6 at Browns	246	W
11.	New Orleans	10 at Bengals	244	W
12.	Baltimore	15 vs. Buccaneers	242	W
	Baltimore	12 vs. Raiders	242	W



## ASSISTANT COACHES

### **JERRY ROSBURG**

#### **SPECIAL TEAMS COORD. / ASSOC. HEAD COACH**

In his 40th season coaching, Rosburg has guided an exceptional special teams group over his 10 years (2008-17) with the Ravens. Specifically in the past six full seasons (2012-17), the Ravens' ST units have consistently been acknowledged as one of the league's best. In the annual special teams report from senior NFL writer Rick Gosselin, Baltimore has ranked in the NFL's Top 5 for six-straight seasons (and is the only team to do so).

### **DON MARTINDALE**

#### **DEFENSIVE COORDINATOR**

"Wink" was promoted to "D" coordinator on Jan. 9, 2018 after six years working with Baltimore's LBs. Originally joining the Ravens in 2012, during the past six seasons, Martindale has guided and helped grow a number of standout linebackers, most notably ILB C.J. Mosley. Martindale was the Broncos' "D" coordinator in 2010, and in 2009, coached all four LBs in the 3-4 scheme.

### **MARTY MORNHINWEG**

#### **OFFENSIVE COORDINATOR**

Mornhinweg is in his third year as offensive coordinator, originally assuming the role in Week 6 of 2016. A 34-year coaching veteran and former NFL head coach (Lions), he has an extensive background coordinating offenses and tutoring QBs. Throughout his NFL career, five QBs have earned Pro Bowl honors under his direction: Michael Vick, Donovan McNabb, Jeff Garcia, Steve Young and Brett Favre.

### **GREG ROMAN**

#### **ASSISTANT HEAD COACH / TIGHT ENDS COACH**

Roman is in his second stint with the Ravens, re-joining the team in 2017. In the latter part of '17, Baltimore's offense made big strides, and following the season, he was promoted to assistant head coach/TEs coach. Since his first term in Baltimore (2006-07), he has been a successful NFL offensive coordinator both in San Francisco and Buffalo.

### **RICHARD ANGULO**

#### **ASSISTANT OFFENSIVE LINE COACH**

Angulo is in his fifth year with the Ravens and his second as the team's assistant offensive line coach. In 2017, he helped coach an offensive line that allowed the league's seventh-fewest sacks (27, tied with Minnesota). From 2015-16, he served as Baltimore's tight ends coach after being promoted from his original position of offensive coaching intern (2014).

### **ANDY BISCHOFF**

#### **OFFENSIVE ASSISTANT / TIGHT ENDS**

Bischoff is in his fourth year with the Ravens and continues his work with the TEs, while aiding "O" coordinator Marty Mornhinweg and assistant head coach Greg Roman, who also coaches the TEs.

### **RANDY BROWN**

#### **SPECIALISTS COACH**

Brown works directly with the kicking group – K Justin Tucker, P Sam Koch (holder) and LS Morgan Cox – and has coached five Pro Bowlers in Baltimore: Koch (2015), Cox (2015 & 2016), Tucker (2013 & 2016), K Billy Cundiff (2010) and K Matt Stover (last kicked for Ravens in 2008).

### **JOE CULLEN**

#### **DEFENSIVE LINE COACH**

Cullen enters his third year as the Ravens' defensive line coach. He originally joined the team in 2016 following two seasons with the Buccaneers in the same role. A D-line specialist, he has 29 years of experience, including 11 in the NFL with five teams (Bal., TB, Cle., Jax. and Det.).

### **JOE D'ALESSANDRIS**

#### **OFFENSIVE LINE COACH**

Pronounced *dell-ah-SAN-dress*, he is a 40-year coaching veteran who enters his second season as Baltimore's O-line coach. "Joe D" has extensive experience guiding and developing linemen, both in the collegiate ranks and pros. Since transitioning to the NFL in 2008, he's mentored players for the Chiefs, Bills, Chargers and Ravens.

### **BOBBY ENGRAM**

#### **WIDE RECEIVERS COACH**

Engram, who enjoyed a 14-year NFL playing career, is in his fifth season as the Ravens' WRs coach. In his third year (2016) guiding Baltimore's receivers, his group helped record the second-most net passing yards in team history (4,100), including a franchise-best 4,317 by QB Joe Flacco.

### **THOMAS HAMMOCK**

#### **RUNNING BACKS COACH**

Hammock is in his fifth year as the Ravens' RBs coach. In 2017, he helped guide RB Alex Collins to a breakout season, when the back tallied 973 rushing yards and 1,160 yards from scrimmage. Prior to joining the Ravens, he spent 11 years on the collegiate circuit, including three (2011-13) as Wisconsin's assistant HC/RBs/recruiting coordinator.

### **CHRIS HEWITT**

#### **SECONDARY COACH**

Hewitt enters his second season as the secondary coach after being promoted prior to the 2017 campaign. He previously served as the team's DBs coach from 2015-16 and the assistant secondary coach in 2014. In his seventh-overall year in Baltimore, he also spent two years (2012-13) helping guide the special teams unit led by Jerry Rosburg.

### **CHRIS HORTON**

#### **ASSISTANT SPECIAL TEAMS COACH**

Horton is in his third year as the Ravens' assistant special teams coach, working directly with Jerry Rosburg. Horton has helped Baltimore's special teams units

perform outstandingly in the three years he's been involved. In the annual special teams report from senior NFL writer Rick Gosselin, Baltimore has ranked in the NFL's Top 5 for six-straight seasons.

### **STERLING LUCAS**

#### **QUALITY CONTROL - DEFENSE**

Lucas is in his third year with the Ravens after being promoted to a defensive quality control coach in January 2018, with responsibilities that include finding tips/tendencies on opponent offenses, self-scouting and working with the LBs.

### **MIKE MACDONALD**

#### **LINEBACKERS COACH**

Macdonald is in his first season as the team's LBs coach. In his fifth year with the Ravens, he previously spent time as the defensive backs coach (2017) and as a defensive assistant (2015-16). He originally joined Baltimore in 2014 as a coaching intern.

### **JAMES URBAN**

#### **QUARTERBACKS COACH**

Urban joined the Ravens in 2018. A 15-year NFL coaching veteran, he spent the past seven seasons with AFC North rival Cincinnati, coaching the WRs. He entered the NFL with the Eagles in 2004. After five seasons in two roles under Andy Reid, he was promoted to QBs coach his final two years (2009-10), coaching Pro Bowlers Donovan McNabb (2009) and Michael Vick (2010).

### **CRAIG VER STEEG**

#### **SENIOR OFFENSIVE ASSISTANT**

Pronounced *ver-STEEG*, he is in his 11th year working with the Ravens. Ver Steeg, who owns 35 years of coaching experience, has an extensive background working with QBs, WRs and RBs. As one of John Harbaugh's original coaching hires (2008), he has assisted in game preparation, game and practice analysis and guiding players.

### **MATT WEISS**

#### **FOOTBALL STRATEGY COORD. / WRs**

Weiss is in his 10th season with the Ravens after assisting with the QBs from 2016-17. Prior to joining the offense, he coached on defense in a variety of roles, including CBs, assistant LBs and quality control. In addition to his coaching duties, he's responsible for leading coaching staff analytics, advising John Harbaugh on game management and scripting situational practice periods.

### **DREW WILKINS**

#### **ASST. DEFENSIVE LINE / OLBS**


Wilkins originally joined the Ravens in 2010 and was promoted to assistant D-line/OLBs coach in 2018. Wilkins, who spent three seasons (2014-16) as a defensive assistant, was responsible for weekly production of the defensive playbook, scouting reports, film breakdown and assisting with the development of the D-line in practice.



# OZZIE NEWSOME / PERSONNEL NOTES

## THE WIZARDRY OF OZ

**SEASONS**  
**RAVENS: 22**  
**NFL: 40**



Ozzie Newsome's legacy is unlike any the game has seen. Known throughout all of sports as a premier leader, Newsome is a Hall of Fame player, the architect of Baltimore's 2000 and 2012 Super Bowl championship teams and an elite personnel evaluator who became the NFL's first African American GM.

### OZZIE NEWSOME CAREER SNAPSHOT

- NFL's first African American General Manager (promoted in 2002)
- Architect of Ravens 2000 & 2012 Super Bowl Championship Teams
- NFL Executive of the Year (2000)
- Pro Football Hall of Fame (class of 1999)
- State of Alabama Hall of Fame (class of 1995)
- National Football Foundation College Hall of Fame and NCAA Hall of Fame (class of 1994)
- 13-Year NFL Tight End with Cleveland Browns (1978-90)
- Three-Time Pro Bowler (1981, 1984-85)
- Four-Time Cleveland Touchdown Club Offensive Player of the Year
- Current Member of Two Major NFL Policy-Making Groups: Competition Committee and Player Care Foundation Board

## FIRST-ROUND FINDS

Led by Ozzie Newsome, the Ravens have selected 24 players in the first round. These picks have earned 61 combined Pro Bowls, many All-Rookie honors, multiple Defensive Player of the Year Awards, two Super Bowl MVPs and two Hall of Fame enshrinements.

### RAVENS ALL-TIME FIRST-ROUND DRAFT PICKS

Year	Name	Pick	Pro Bowls
1996	T Jonathan Ogden*~	4	11
1996	LB Ray Lewis* ++ ~-	26	13
1997	LB Peter Boulware*	4	4
1998	CB Duane Starks*	10	
1999	CB Chris McAlister*	10	3
2000	RB Jamal Lewis* =	5	1
2000	WR Travis Taylor	10	
2001	TE Todd Heap*	31	2
2002	S Ed Reed* +	24	9
2003	OLB Terrell Suggs* +	10	7
2003	QB Kyle Boller	19	
2005	WR Mark Clayton*	22	
2006	DT Haloti Ngata*	12	5
2007	G Ben Grubbs*	29	2
2008	QB Joe Flacco^ ~	18	
2009	T Michael Oher*	23	
2011	CB Jimmy Smith	27	
2013	S Matt Elam	32	
2014	LB C.J. Mosley*	17	4
2015	WR Breshad Perriman	26	
2016	T Ronnie Stanley	6	
2017	CB Marlon Humphrey	16	
2018	TE Hayden Hurst	25	
2018	QB Lamar Jackson	32	

\* All-Rookie Team    ^ Rookie of the Year (NFL.com Fan Vote)  
 ~ Super Bowl MVP    + Defensive Player of the Year Awards  
 = Offensive Player of the Year Award    - Pro Football Hall of Fame

## HOMEGROWN PRO BOWLERS

Year Drafted (Rd.)	Name	Pro Bowls
1996 (1st)	LB Ray Lewis	13
1996 (1st)	T Jonathan Ogden	11
2002 (1st)	S Ed Reed	9
2003 (1st)	OLB Terrell Suggs	7
<b>2007 (3rd)</b>	<b>G Marshal Yanda</b>	<b>7</b>
2006 (1st)	DT Haloti Ngata	5
1997 (1st)	OLB Peter Boulware	4
<b>2014 (1st)</b>	<b>LB C.J. Mosley</b>	<b>4</b>
1999 (1st)	CB Chris McAlister	3
2008 (2nd)	RB Ray Rice	3
2015 (RFA)	LS Morgan Cox #	2
2001 (1st)	TE Todd Heap	2
1996 (5th)	WR/RS Jermaine Lewis	2
2007 (4th)	FB Le'Ron McClain	2
2000 (6th)	OLB Adalius Thomas	2
2012 (RFA)	K Justin Tucker #	2
2007 (1st)	G Ben Grubbs	1
2013 (4th)	FB Kyle Juszczyk	1
2006 (6th)	P Sam Koch	1
2000 (1st)	RB Jamal Lewis	1
2002 (RFA)	LB Bart Scott #	1

# Undrafted rookie free agent    **Bold** indicates 2018 Pro Bowler



**HOMEGROWN  
RAVENS PRO BOWL  
PLAYERS**



**RAVENS  
DRAFT PICKS  
To Earn Pro Bowls**



**RAVENS  
ROOKIE FREE AGENTS  
To Earn Pro Bowls**

### Ozzie's First Two Draft Choices: Jonathan Ogden & Ray Lewis – Hall of Fame Legends

According to ESPN Stats & Info, with Ray Lewis' 2018 Hall of Fame induction, it marks the first time that two players (Ogden & Lewis in 1996) were drafted in the same round by the same team and reached the HOF in their first year of eligibility.



# OZZIE NEWSOME / PERSONNEL NOTES

## AN ELITE CLUB

The Ravens have won two Super Bowls during their 22-year history, doing so in 2000 and 2012. Baltimore is one of four franchises to win multiple World Championships since 2000.



### MOST SUPER BOWL CHAMPIONSHIPS (Since 2000 Season)

Titles	Team	Seasons
5	New England Patriots	2001, '03-04, '14, '16
2	<b>Baltimore Ravens</b>	<b>2000, '12</b>
2	New York Giants	2007, '11
2	Pittsburgh Steelers	2005, '08

## CONSISTENT CONTENDERS

The Ravens have earned 10 playoff berths in their history (2014, 2012, 2011, 2010, 2009, 2008, 2006, 2003, 2001 & 2000). Baltimore's 11 berths from 2000-17 rank fourth in the AFC and seventh overall in the NFL.

### MOST NFL PLAYOFF BERTHS / 2000-17 / PAST 18 SEASONS

AFC	NFC
15 - New England	13 - Green Bay
13 - Indianapolis	11 - Philadelphia
12 - Pittsburgh	11 - Seattle
<b>10 - Baltimore</b>	

## PLAYOFFS SINCE 2008

Baltimore is one of eight teams to earn a playoff berth in six of the past 10 full seasons. In each of those respective playoff years, the Ravens won at least one playoff game.

### MOST PLAYOFF BERTHS / 2008-17 / PAST 10 SEASONS

Berths	Team	Seasons
9	New England Patriots	2009-17
8	Green Bay Packers	2009-16
7	Pittsburgh Steelers	2008, 2010-11, 2014-17
<b>6</b>	<b>Baltimore Ravens</b>	<b>2008-12, 2014</b>
6	Atlanta Falcons	2008, 2010-12, 2016-17
6	Cincinnati Bengals	2009, 2011-15
6	Indianapolis Colts	2008-10, 2012-14
6	Seattle Seahawks	2010, 2012-16

## RAVENS "20/20" CLUB

The "20/20 Club" includes members of the team's personnel staff who started with the Ravens as young assistants and grew into evaluators with more input. The term "20/20" refers to hiring 20-year-olds for \$20,000. But according to **Ozzie Newsome**: "The guys actually started when they were a little older than 20 and for more than \$20,000, but that's what we call them."

### RAVENS "20/20 CLUB" GRADUATES / CURRENT SCOUTS

Name	Joined Ravens	Current Title
George Kokinis (Cle.)	1991	Senior Personnel Assistant
Eric DeCosta	1996	Assistant General Manager
Joe Hortiz	1998	Director of College Scouting
Chad Alexander	1999	Asst. Dir. of Pro Personnel
Mark Azevedo	2005	Northeast Area Scout
David Blackburn	2007	West Area Scout
Andrew Raphael	2013	Southeast Area Scout
Brandon Berning	2015	Midwest/SW Area Scout
Joey Cleary	2015	College & Pro Scout

## UNDRAFTED GEMS

Undrafted rookies **LB Chris Board**, WR/RS Janarion Grant and CB Darius Williams made the Ravens' 2018 Week 1 roster. Their statuses marked the 15th-straight season a RFA has made Baltimore's roster, tying for the NFL's second-longest active streak.

### CONSECUTIVE SEASONS W/ ROOKIE FA ON WEEK 1 ROSTER (Current NFL Streaks)

Rk.	Team	Seasons
1.	Indianapolis Colts	20
2.	<b>Baltimore Ravens</b>	<b>15</b>
	Denver, New England	15

## ROOKIE FREE AGENTS

The Ravens have a history of unearthing rookie free agent gems. On their 2018 Week 17 roster, the Ravens have nine such players who were originally signed by the team as undrafted players.

### ORIGINAL RAVENS ROOKIE FA SIGNINGS / 2018 ROSTER

2010: LS Morgan Cox	2016: G/C Matt Skura
2012: K Justin Tucker	2017: FB/DL Patrick Ricard
2014: T James Hurst	2018: LB Chris Board
2016: LB Patrick Onwuasor	2018: RB Gus Edwards
2016: DT Michael Pierce	

## RAVENS FIND SUCCESS IN EVERY ROUND

**1st** → Jonathan Ogden ('96), Ray Lewis ('96), Peter Boulware ('97), Chris McAlister ('99), Jamal Lewis ('00), Todd Heap ('01), Ed Reed ('02), Terrell Suggs ('03), Haloti Ngata ('06), Joe Flacco ('08), Jimmy Smith ('11), C.J. Mosley ('14), Ronnie Stanley ('16), Marlon Humphrey ('17)

**2nd** → Jamie Sharper ('97), Ray Rice ('08), Torrey Smith ('11), Courtney Upshaw ('12), Kelechi Osemele ('12), Timmy Jernigan ('14)

**3rd** → Casey Rabach ('01), Marshal Yanda ('07), Lardarius Webb ('09), Brandon Williams ('13), Crockett Gillmore ('14)

**4th** → Edwin Mulitalo ('99), Jarret Johnson ('03), Le'Ron McClain ('07), Dennis Pitta ('10), Kyle Juszczyk ('13), Alex Lewis ('16), Tavon Young ('16)

**5th** → Jermaine Lewis ('96), Dawan Landry ('06), Arthur Jones ('10), Pernell McPhee ('11), Rick Wagner ('13), Matthew Judon ('16)

**6th** → Adalius Thomas ('00), Chester Taylor ('02), Sam Koch ('06), Haruki Nakamura ('08), Tyrod Taylor ('11), Maurice Canady ('16)

**7th** → DeAngelo Tyson ('12), Michael Campanaro ('14)

**RFA** → Mike Flynn ('97), Priest Holmes ('97), Will Demps ('02), Bart Scott ('02), Ma'ake Kemoeatu ('02), Jameel McClain ('08), Dannell Ellerbe ('09), Morgan Cox ('10), Justin Tucker ('12), James Hurst ('14), Zach Orr ('14), Patrick Onwuasor ('16), Michael Pierce ('16), Matt Skura ('16)



# IRONMEN & TURNOVER NOTES

## NFL IRONMEN

Among active NFL players, Ravens **P Sam Koch** (207) & **CB Brandon Carr** (175) each rank first at their respective positions for current streaks of most consecutive games played. Koch's streak also ranks as the longest in Ravens history.

### CONSECUTIVE GAMES PLAYED / CURRENT NFL STREAKS

PUNTERS		CORNERBACKS	
1. <b>Sam Koch (Bal.)</b> . . . . .	<b>207</b>	1. <b>Brandon Carr (Bal.)</b> . . .	<b>175</b>
2. Brett Kern (Ten.) . . . . .	175	2. Patrick Peterson (Ari.) . .	127
3. Dustin Colquitt (KC) . . . .	167	3. Casey Hayward (LAC) . . . .	79

## CARR IS THE IRON HORSE

Ravens **CB Brandon Carr's** 175-consecutive *starts* rank as the NFL's longest active streak among defensive players, and it stands second overall among all NFL players.

### NFL CONSECUTIVE GAMES STARTED / CURRENT STREAKS

Rk.	Player	Games
1.	Philip Rivers (LAC)	207
2.	<b>Brandon Carr (Bal.)</b>	<b>175</b>
3.	Glover Quin (Det.)	147
4.	Matt Ryan (Atl.)	146
5.	Patrick Peterson (Ari.)	127
	Matthew Stafford (Det.)	127
	Ryan Kerrigan (Was.)	127

## RAVENS IRONMEN

### RAVENS CONSECUTIVE GAMES PLAYED / CURRENT STREAKS

Rk.	Player	Games
1.	Sam Koch	207
2.	Justin Tucker	111
3.	Anthony Levine Sr.	95

### RAVENS CONSECUTIVE GAMES PLAYED / ALL-TIME STREAKS

Rk.	Player	Games	Years
1.	<b>Sam Koch</b>	<b>207</b>	<b>2006-present</b>
2.	Jarret Johnson	129	2003-11
3.	Joe Flacco	122	2008-2015
4.	Peter Boulware	111	1997-2003
	<b>Justin Tucker</b>	<b>111</b>	<b>2012-present</b>

### BALTIMORE RAVENS MOST ALL-TIME GAMES PLAYED

Rk.	Player	Games	Years
1.	Ray Lewis	228	1996-2012
	<b>Terrell Suggs</b>	<b>228</b>	<b>2003-present</b>
3.	Matt Stover	207	1996-2008
	<b>Sam Koch</b>	<b>207</b>	<b>2006-present</b>
5.	Jonathan Ogden	177	1996-2007
6.	<b>Joe Flacco</b>	<b>163</b>	<b>2008-present</b>
7.	<b>Marshal Yanda</b>	<b>161</b>	<b>2007-present</b>
8.	Ed Reed	160	2002-12
9.	Jarret Johnson	143	2003-11
10.	Chris McAlister	135	1999-2008
	Haloti Ngata	135	2006-14
12.	Kelly Gregg	134	2001-10
13.	<b>Morgan Cox</b>	<b>133</b>	<b>2010-present</b>
	Mike Flynn	133	1998-2007
	Todd Heap	133	2001-10

## TURNOVER MARGIN SINCE 2008

Since **John Harbaugh's** 2008 Baltimore arrival, the Ravens have produced the NFL's fifth-best turnover differential (+41).

### NFL's TOP TURNOVER DIFFERENTIALS (Since 2008 / John Harbaugh Era)

Rk.	Team	Takeaways	Giveaways	Turnover Diff.
1.	New England	304	174	+130
2.	Green Bay	294	200	+94
3.	Seattle	281	224	+57
4.	Kansas City	280	225	+55
5.	<b>Baltimore</b>	<b>280</b>	<b>239</b>	<b>+41</b>
6.	Carolina	303	266	+37
7.	Atlanta	265	229	+36

\* Ravens (+17) ranked No. 1 in the NFL in 2017.

## TURNOVERS AT HOME

Baltimore owns a +52 differential *at home* during the **John Harbaugh** Era, ranking as the league's third-best mark.

### NFL's TOP TURNOVER DIFFERENTIALS / AT HOME (Since 2008 / John Harbaugh Era)

Rk.	Team	Takeaways	Giveaways	Turnover Diff.
1.	Green Bay	166	86	+80
2.	New England	161	86	+75
3.	<b>Baltimore</b>	<b>154</b>	<b>102</b>	<b>+52</b>
4.	Seattle	157	106	+51

## TURNOVER TABLE SINCE 2000

Year	TA/TO	Plus/Minus	Record
<b>2018</b>	<b>14/19</b>	<b>-5</b>	<b>9-6</b>
2017	34/17	+17	9-7
2016	28/23	+5	8-8
2015	14/28	-14	5-11
2014	22/20	+2	10-6
2013	24/29	-5	8-8
2012	25/16	+9	10-6
2011	26/24	+2	12-4
2010	27/20	+7	12-4
2009	32/22	+10	9-7
2008	34/21	+13	11-5
2007	23/40	-17	5-11
2006	40/23	+17	13-3
2005	26/36	-10	6-10
2004	34/23	+11	9-7
2003	41/38	+3	10-6
2002	31/32	-1	7-9
2001	28/36	-8	10-6
2000	49/26	+23	12-4
<b>Total</b>	<b>552/493</b>	<b>+59</b>	<b>175-128</b>

## RAVENS ARE...

Since 2000, here are the Ravens' records in a game:

- When turnover ratio is +2 or better . . . . . 77-5
- When turnover ratio is +1 or better . . . . . 112-17
- When turnover ratio is even . . . . . 31-24
- When turnover ratio is negative . . . . . 31-85

**Note:** Since 2000, the Ravens are 77-5 when posting at least a +2 turnover margin, with the only losses coming in 2010 (23-20 OT at NE), 2012 (24-23 at Phi.), 2014 (34-33 vs. SD) and 2016 (27-23 at NYG & 30-23 at NE).



# THAT M&T MAGIC

## AT HOME UNDER HARBAUGH



Under **John Harbaugh** (since 2008) the Ravens own the NFL's third-best home winning pct. (.736), going 64-23 at M&T Bank Stadium.

### NFL'S BEST REGULAR SEASON HOME RECORDS (John Harbaugh Era / Since 2008)

Rk.	Team	Record	Pct.
1.	New England Patriots	75-12	.862
2.	Green Bay Packers	64-21-2	.747
3.	<b>Baltimore Ravens</b>	<b>64-23</b>	<b>.736</b>
4.	Pittsburgh Steelers	62-25	.713
5.	New Orleans Saints	61-26	.701

## RAVENS STRONG AT HOME

Simply put, the Ravens have been outstanding at home since they arrived in Baltimore. Below are the Ravens' respective home records and corresponding NFL rankings during several periods.

### RAVENS HOME RECORDS / NFL RANKINGS

Time Period (Milestone)	Record	NFL Rank
Since 2010 (Past Eight-plus Seasons)	52-19	3
Since 2008 (John Harbaugh's Arrival)	64-23	3
Since 2000 (First Super Bowl Season)	110-41	2
Since 1998 (M&T Bank Stadium Opened)	118-49	3
Since 1996 (Team's Inception)	125-57-1	5

## AT HOME, RAVENS ARE...

- The Ravens are 17-8 at home in the month of December under **John Harbaugh** and 37-16 in such games during their history.
- Under Harbaugh (since 2008), Baltimore has gone 17-5 against NFC teams at M&T Bank Stadium, producing the best (tied, Den. & Pit.) home record by an AFC squad vs. the "other" conference.
- Baltimore has won 20 of its last 25 home games vs. NFC teams.
- In their history, the Ravens have hosted 18 games when the temperature was below 40 degrees. Baltimore is 15-3 in these games.
- Under Harbaugh, the Ravens are 20-4 in November home games, producing the NFL's best such record. The Ravens have won 18 of their past 21 home games during the month.
- Baltimore is 8-1 at home in November against AFC North foes under Harbaugh. Overall under Harbaugh, the Ravens are 22-10 in home games played against AFC North foes.
- Under Harbaugh, the Ravens are 17-2 in September home games. The Ravens have won 20 of their past 22 home games in the month of September (dating back to 2006).
- Baltimore has won 17 of its last 24 home games vs. AFC North foes.
- The Ravens are 13-3 at home all time against teams from the *West Coast* (Oak. – 6-1, SD – 3-1, SF – 2-0 and Sea. – 2-1).

## TOP "D" AT HOME

Baltimore has permitted an NFL-best 16.6 ppg at home during the **John Harbaugh** Era. Under "Harbs," the Ravens are 30-0 at home when allowing 10 points or fewer. In 19 of those games, the Ravens gave up no more than 7 points.

### FEWEST POINTS/GAME ALLOWED AT HOME (Since 2008)

Rk.	Team	PPG
1.	<b>Baltimore</b> . . . . .	<b>16.6</b>
2.	Seattle . . . . .	18.4
3.	New England . . . . .	18.5

## RAVENS DEFENSE AT HOME (SINCE 2008)



**16.6**  
Points Per Game Allowed  
(NFL's Fewest)



**74.1**  
Opponent Passer Rating  
(NFL's Best)



**297.5**  
Yards Per Game Allowed  
(NFL's Best)

## M&T BANK STADIUM FAST FACTS

- ✓ Dating back to 2008, the Ravens have outscored opponents 2,179 to 1,441 at home. In their 64 wins during this span, the margin of victory has been a strong 14.3 points per game.
- ✓ The Ravens own a +738 point differential at home under John Harbaugh, ranking No. 3 in the NFL (NE is +1,074 & GB is +811).
- ✓ Baltimore is 32-0 under Harbaugh when allowing 12 points or fewer at home, which it has done twice (TB - 12 & Buf. - 3) in 2018.

## QUITE THE HOME HISTORY

The Ravens' "D" has been stout at home for many seasons. Since 2003, Baltimore ranks first in fewest points allowed per game (16.4) among home teams. The Ravens have also registered the top mark in terms of fewest yards allowed per game (292.1).

### BEST NFL DEFENSES AT HOME / SINCE 2003

#### TOTAL DEFENSE (Fewest Yards Allowed)

1.	<b>Baltimore</b> . . . . .	<b>292.1</b>
2.	Pittsburgh . . . . .	299.7
3.	Seattle . . . . .	312.0

#### POINTS PER GAME (Fewest Allowed)

1.	<b>Baltimore</b> . . . . .	<b>16.4</b>
2.	New England . . . . .	17.1
3.	Seattle . . . . .	18.0

#### INTERCEPTIONS (Most in NFL)

1.	New England . . . . .	155
2.	<b>Baltimore</b> . . . . .	<b>154</b>
	Cincinnati . . . . .	154

#### SACKS (Most in NFL)

1.	Minnesota . . . . .	361
2.	<b>Baltimore</b> . . . . .	<b>336</b>
3.	Pittsburgh . . . . .	331





# ALL-TIME RESULTS / TRENDS

## RAVENS ALL-TIME RECORDS

	<u>Overall Record</u>	<u>Home</u>	<u>Away</u>
Overall	199-167-1	125-57-1	74-110
In M&T Bank Stadium (since 1998)	118-49	118-49	n/a
Coached by Ted Marchibroda	16-31-1	11-12-1	5-19
Coached by Brian Billick	80-64	50-22	30-42
Coached by John Harbaugh	103-72	64-23	39-49
vs. AFC Teams	154-129	97-50	57-79
vs. AFC North	57-44	34-16	23-28
vs. AFC Central (1996-2001)	26-28	13-14	13-14
vs. AFC East	23-21	17-5	6-16
vs. AFC South	18-17	12-5	6-12
vs. AFC West	26-19	17-7	9-12
vs. NFC Teams	50-39-1	33-10-1	17-29
vs. NFC North	8-8	6-2	2-6
vs. NFC Central (1996-2001)	3-5	3-1	0-4
vs. NFC East	13-9-1	8-2-1	5-7
vs. NFC South	12-8	6-4	6-4
vs. NFC West	14-9	10-1	4-8
On Monday Night Football	12-11	5-2	7-9
On Thursday Night Football	7-5	6-1	1-4
On Saturday	4-1	2-0	2-1
In Overtime	12-13-1	7-4-1	5-9
Ravens Shutout Wins	14-0	6-0	8-0
In Season Openers	12-11	8-4	4-7
Indoors	6-15	n/a	6-15
<b>Note:</b> Baltimore has played in Houston's Reliant/NRG Stadium five times (3-2), Indy's Lucas Oil Stadium twice (0-2), Dallas' Texas Stadium once (1-0) and Atlanta's Mercedes-Benz Stadium once (1-0). Three of those games at Reliant Stadium (12/13/10, 10/21/12 & 12/21/14) came when the roof was closed, meaning those games were "indoors," while the other games listed are considered "outdoors" due to open roofs.			
In August	0-1	0-1	0-0
In September	48-30	31-7	17-23
In October	36-52	19-20	17-32
In November	57-39-1	35-13-1	22-26
In December	53-41	37-16	16-25
In January	5-4	3-0	2-4

## RAVENS RESULTS WHEN...

<u>Team</u>	<u>Since 2000</u>	<u>Since 2008</u>	<u>2018</u>
Record	175-128	103-72	9-6
vs. AFC North (since 2002)	57-44	39-26	2-3
vs. AFC	132-96	78-53	7-4
vs. NFC	43-32	25-19	2-2
Home	110-41	65-23	5-2
Away	65-87	39-49	4-4
On grass	84-70	46-34	8-5
Artificial turf	91-58	57-38	1-1
Outdoors	170-116	97-64	9-6
Indoors	5-12	4-7	0-0
September	40-23	25-12	3-1
October	33-41	17-25	1-3
November	52-27	32-13	2-1
December	45-34	26-20	3-1
January	5-3	3-2	0-0
Leading at halftime	138-24	83-18	8-1
Trailing at halftime	27-91	14-49	0-5
Tied at halftime	10-13	6-5	1-0
Tied after 3 quarters	4-7	2-3	1-1
Leading After 3 quarters	149-18	91-16	8-1
Trailing after 3 quarters	23-102	10-56	0-4
Decided by 7 points or less	71-71	40-47	1-4
Decided by 3 points or less	40-40	24-26	1-2
When scoring first	121-39	75-24	5-4
When not scoring first	55-89	28-48	4-2
Positive or even turnover ratio	144-42	80-30	5-3
Negative turnover ratio	31-86	23-42	4-3
Winning penalty ratio	79-53	48-27	4-4
Losing penalty ratio	84-65	47-37	5-2
Overtime	9-11	6-8	0-2
When returning a KOR for a TD	5-3	5-2	0-0
When returning a PR for a TD	9-3	5-1	1-0

<u>Offense</u>	<u>Since 2000</u>	<u>Since 2008</u>	<u>2018</u>
Scoring 20 or more points	137-47	36-32	9-4
Scoring 30 or more points	57-7	37-5	2-0
Having 20 or more first downs	81-50	59-31	8-5
Totaling 350 or more net yards	82-41	57-26	8-3
At least 35 minutes time of poss.	47-7	27-5	6-0
Rushing for 150 or more yards	58-15	33-7	5-1
When not throwing an INT	97-23	59-16	5-3
With a 100-yard rusher	55-21	27-8	3-0
Without a 100-yard rusher	120-107	76-64	6-6
With a 100-yard receiver	38-23	25-16	1-1
Without a 100-yard receiver	137-105	78-56	8-5
With a 300-yard passer	22-19	19-14	1-1
Without a 300-yard passer	153-109	84-58	8-5
<u>Defense</u>	<u>Since 2000</u>	<u>Since 2008</u>	<u>2018</u>
When scoring a defensive TD	45-7	23-5	3-0
When returning an INT for a TD	33-3	15-2	0-0
When returning a fumble for a TD	12-4	8-3	3-0
Recording 3 or more sacks	96-39	50-25	6-2
Holding opp. under 250 net yards	54-6	38-6	6-0
Holding opp. under 21 points	141-36	85-15	8-1
Holding opp. under 15 points	110-16	62-7	6-1
Allowing a 100-yard rusher	17-28	10-17	0-1
Not allowing a 100-yard rusher	157-101	93-55	9-5
Allowing a 100-yard receiver	36-40	19-24	1-1
Not allowing a 100-yard receiver	140-87	84-48	8-5
Allowing a 300-yard passer	22-27	14-19	0-2
Not allowing a 300-yard passer	152-101	89-53	9-4



# TERRELL SUGGS NOTES



## SUGGS SIZZLES

**OLB Terrell Suggs**, the 2011 DPOY and Ravens' all-time sacks leader (132.5), has 7 QB drops this season. In Week 12's win over Oakland, Suggs (age 36) scored a 43-yard FR-TD, becoming the second-oldest player in league history with a FR-TD of at least 40 yards (Sam Mills, 41 yards at age 36 in 1996).

**55 SUGGS**  
16TH SEASON  
7 PRO BOWLS  
2011 NFL DPOY  
6-3, 265  
OUTSIDE LINEBACKER

### RAVENS ALL-TIME SACKS

Rk.	Player (Years)	Sacks
1.	<b>Terrell Suggs (2003-18)</b>	<b>132.5</b>
2.	Peter Boulware (1997-2005)	70.0
3.	Michael McCrary (1997-2002)	51.0
4.	Ray Lewis (1996-2012)	41.5
5.	Adalius Thomas (2000-06)	38.5

### RAVENS ALL-TIME TACKLES

Rk.	Player (Years)	Tackles
1.	Ray Lewis (1996-2012)	2,643
2.	<b>Terrell Suggs (2003-18)</b>	<b>939</b>
3.	Kelly Gregg (2001-10)	721
4.	Ed Reed (2002-12)	661
5.	C.J. Mosley (2014-18)	568
6.	Haloti Ngata (2006-14)	528

*"It's a no-brainer. He's such a phenomenal football player and leader. Everything he brings to the game of football is special."  
— Ben Roethlisberger, Steelers QB, on if Terrell Suggs should be a Hall of Fame player*

## SUGGS' STANDINGS

### SUGGS' CAREER SACKS (Most vs. a Single Team)

1. Cleveland Browns . . . . . 19
2. Pittsburgh Steelers . . . . . 15
3. Cincinnati Bengals . . . . . 12.5
4. Miami Dolphins . . . . . 8.5

Note: Including playoffs, Suggs has totaled 20 sacks vs. Pittsburgh.

### RAVENS SACKS LEADERS (2018 Season)

1. Za'Darius Smith . . . . . 8.5
2. **Terrell Suggs** . . . . . 7
- Matthew Judon . . . . . 7
4. Patrick Onwuasor . . . . . 5.5
5. Kenny Young . . . . . 2.5
6. T. Williams, T. Young . . . . . 2

### RAVENS SACKS LEADERS (Single-Season Records)

1. Elvis Dumervil (2014) . . . . . 17
2. Peter Boulware (2001) . . . . . 15
3. Michael McCrary (1998) . . . . . 14.5
4. **Terrell Suggs (2011)** . . . . . 14
5. Trevor Pryce (2006) . . . . . 13
6. **Terrell Suggs (2014, 2003)** . . . . . 12

### RAVENS FORCED FUMBLES (Career Leaders)

1. **Terrell Suggs** . . . . . 37
2. Ray Lewis . . . . . 20
3. Adalius Thomas . . . . . 17
4. Peter Boulware . . . . . 13
5. Ed Reed . . . . . 11
6. Jarret Johnson . . . . . 9

## ALL-TIME NFL SACK LEADERS

**OLB Terrell Suggs'** 132.5 career sacks rank second among active players and tie for 13th most in NFL history.

### NFL SACKS LEADERS / ALL TIME

Rk.	Player	Sacks
1.	Bruce Smith*	200.0
2.	Reggie White*	198.0
3.	Kevin Greene*	160.0
4.	Julius Peppers (active)+	158.5
5.	Chris Doleman*	150.5
6.	Michael Strahan*	141.5
7.	Jason Taylor*	139.5
8.	DeMarcus Ware	138.5
9.	Richard Dent*	137.5
	John Randle*	137.5
11.	Jared Allen	136.0
12.	John Abraham	133.5
13.	<b>Terrell Suggs (active)</b> . . .	<b>132.5</b>
	Leslie O'Neal	132.5
	Lawrence Taylor*	132.5
16.	Rickey Jackson*	128.0
17.	Derrick Thomas*	126.5

\* Pro Football Hall of Famer + Plays 12/17



Suggs' Career Sacks  
(13th, tied, All Time)



Defenders w/ Most Sacks for a Franchise

Bruce Smith (Buf.)	171
Michael Strahan (NYG)	141.5
<b>Terrell Suggs (Bal.)</b>	<b>132.5</b>
Lawrence Taylor (NYG)	132.5
Jason Taylor (Mia.)	131

## A PLAYOFF PERFORMER

**OLB Terrell Suggs** has posted 12.5 sacks in the playoffs, producing a mark that ranks third in all-time NFL postseason history.

### NFL POSTSEASON SACKS LEADERS / ALL TIME

Rk.	Player	Sacks	Yards
1.	Willie McGinest	16.0	113.5
2.	Bruce Smith	14.5	109.5
3.	<b>Terrell Suggs</b>	<b>12.5</b>	<b>79.0</b>

## VETERAN DEFENDERS

### MOST REGULAR SEASON GAMES PLAYED (Active NFL Defenders)

Rk.	Player (Year Entered NFL)	Games
1.	DE Julius Peppers (2002)	265
2.	<b>OLB Terrell Suggs (2003)</b>	<b>228*</b>
3.	S Mike Adams (2004)	221

\* tied (Ray Lewis) for most in Ravens history

## SUGGS A STRIP-SACK ARTIST

### MOST CAREER STRIP-SACKS (Active NFL Defenders)

Rk.	Players	Strip-Sacks
1.	Julius Peppers (Car.)	39
2.	<b>Terrell Suggs (Bal.)</b>	<b>31</b>

Note: Suggs tallied 4 strip-sacks in 2017.

✓ *The Ravens are 76-33 all time when Suggs records at least a half-sack, 20-1 when he tallies 2-or-more sacks and 5-0 when he has 3 sacks.*

✓ *Suggs is the only active NFL player with 900 tackles, 100 sacks & 30 FFs.*



# C.J. MOSLEY NOTES

## AN ELITE PAIR

NFL DEFENDERS W/ 500 TACKLES, 8 INTs & 8 SACKS  
(Since 2014)

Player (Team)	Tackles	INTs	Sacks
Luke Kuechly (Car.)	628	10	9.5
<b>C.J. Mosley (Bal.)</b>	<b>568</b>	<b>8</b>	<b>8.5</b>



**57 MOSLEY**  
**5TH SEASON**  
**4 Pro Bowls**  
**6-2, 250**  
**INSIDE LINEBACKER**

## C.J.'s STOPS

LB **C.J. Mosley**, Baltimore's 2014 first-round draft pick and a four-time Pro Bowler, owns the NFL's fifth-most total tackles (568) over the past five seasons. A 2018 Pro Bowler, he has tallied a team-high 99 stops this season.

### NFL'S TACKLE LEADERS (Since 2014)

Rk.	Player (Team)	Tackles
1.	Bobby Wagner (Sea.)	644
2.	Luke Kuechly (Car.)	628
3.	Lavonte David (TB)	591
4.	Telvin Smith Sr. (Jax.)	571
<b>5.</b>	<b>C.J. Mosley (Bal.)</b>	<b>568</b>
6.	Preston Brown (Cin.)	546
7.	Demario Davis (NO)	544
8.	Avery Williamson (NYJ)	485
9.	Alec Ogletree (NYG)	477

## A TACKLE MACHINE

In Week 7 vs. NO, LB **C.J. Mosley** surpassed the 500-tackle milestone by posting a career-high 16 stops. He now has 568 tackles, ranking fifth most in franchise history.

### RAVENS TACKLES LEADERS / FRANCHISE HISTORY

Rk.	Player (Years)	Tackles
1.	Ray Lewis (1996-2012)	2,643
2.	Terrell Suggs (2003-present)	939
3.	Kelly Gregg (2001-10)	721
4.	Ed Reed (2002-12)	661
<b>5.</b>	<b>C.J. Mosley (2014-present)</b>	<b>568</b>
6.	Haloti Ngata (2006-14)	528
7.	Jarret Johnson (2003-11)	523
8.	Jamie Sharper (1997-2001)	522

## MOSLEY QUICK HITS

- ✓ In 2017, LB **C.J. Mosley** tallied 132 total tackles, 11 TFL, 2 INTs (1 for a 63-yard TD), 1 sack, 3 FRs and 3 FFs to earn his third Pro Bowl honor.
- ✓ Mosley was the NFL's only player with at least 125 tackles, 3 sacks and 2 INTs in 2014, when he finished second to DT Aaron Donald in the 2014 NFL Defensive Rookie of the Year voting.
- ✓ Mosley (2014), Daryl Smith (2013) & Ray Lewis (1998, 1999, 2000 & 2001) are the only Raven defenders to register at least 115 tackles, 3 sacks and 2 INTs in a single season.
- ✓ Mosley is the first-ever Ravens rookie to earn Pro Bowl honors (2014).

**568**

Total Tackles  
NFL's Fifth Most  
Since 2014

**99**

Total Tackles  
Ravens Most  
in 2018

**3**

2017 NFL Defenders  
w/ 120 tackles, 10 TFL, 2 INTs & 1 sack  
(Mosley, Deion Jones & Bobby Wagner)

**16**

Career-High Tackles  
by Mosley in Week 7's  
2018 Game vs. NO

## 'BACKER THEFTS

LB **C.J. Mosley** has produced the NFL's fourth-most INTs by a linebacker (8, tied) since he entered the NFL in 2014. Mosley had 2 thefts in 2017, including a 63-yard pick-6 in Week 8 vs. the Dolphins.

### INTS / NFL LINEBACKERS (Since 2014)

1.	Luke Kuechly (Car.)	10
	Alec Ogletree (NYG)	10
3.	Telvin Smith Sr.	9
<b>4.</b>	<b>C.J. Mosley (Bal.)</b>	<b>8</b>
	Deion Jones (Atl.)	8

### INTS / RAVENS LINEBACKERS (All-Time Career Leaders)

1.	Ray Lewis	31
<b>2.</b>	<b>C.J. Mosley</b>	<b>8</b>
3.	Terrell Suggs	7
4.	Adalius Thomas	6
5.	Daryl Smith	5

### INTS / RAVENS LINEBACKERS (Single-Season History)

1.	Ray Lewis (2003)	6
<b>2.</b>	<b>C.J. Mosley (2016)</b>	<b>4</b>
3.	Zachary Orr (2016)	3
	Ray Lewis (3 times)	3
	Daryl Smith (2013)	3



# YANDA, B. WILLIAMS & JUDON NOTES

**73 YANDA**  
12TH SEASON  
7 Pro Bowls  
6-3, 305  
GUARD



## STANDING GUARD

**G Marshal Yanda**, considered one of the greatest to ever wear a Ravens uniform and an elite NFL lineman, has earned seven-career Pro Bowls, which tie (Terrell Suggs) for fourth in franchise history. Only four active NFL O-linemen have played in more games than Yanda, who currently sits at 161 games during his 12-year career.

### MOST PRO BOWLS (Ravens History)

LB Ray Lewis . . . . .	13
T Jonathan Ogden . . . . .	11
S Ed Reed . . . . .	9
OLB Terrell Suggs . . . . .	7
<b>G Marshal Yanda . . . . .</b>	<b>7</b>

### MOST GAMES PLAYED (Active NFL O-Linemen)

T Andrew Whitworth (LAR) . .	198
T Jason Peters (Phi.) . . . . .	191
T Donald Penn (Oak.) . . . . .	178
T Joe Staley (SF) . . . . .	173
<b>G Marshal Yanda (Bal.) . . .</b>	<b>161</b>

*“Only the elite of the elite guards earn serious Hall of Fame consideration. Yanda belongs in that realm.”  
– Childs Walker, The Baltimore Sun*

## PERENNIAL PRO BOWLER

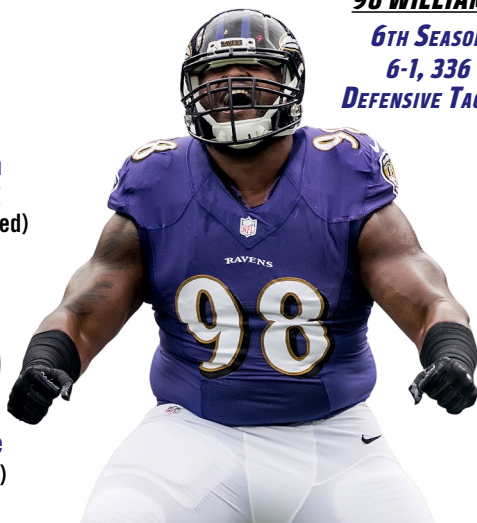
- ✓ **G Marshal Yanda** is one of 17 players in NFL history to earn at least 7 Pro Bowls as a guard. Of those, Yanda is one of just five (Larry Allen, Ed Budde, Alan Faneca & Gene Upshaw) to win a Super Bowl.
- ✓ The 12-year veteran has played in 161 games (150 starts) during his career, ranking as the second-most games played among offensive linemen in Ravens history (Jonathan Ogden – 177).
- ✓ Prior to the 2015 campaign, Ravens’ season ticket holders voted Yanda as one of the Top 10 players in the franchise’s 20-year existence.

### MOST PRO BOWL SELECTIONS / ACTIVE O-LINEMEN

Rk.	Player (Team)	Pro Bowls
1.	T Jason Peters (Phi.)	9
2.	<b>G Marshal Yanda (Bal.)</b>	<b>7</b>
	C Maurkice Pouncey (Pit.)	7
	T Trent Williams (Was.)	7
5.	C Alex Mack (Atl.)	6
	T Tyron Smith (Dal.)	6
	T Joe Staley (SF)	6

**3**  
Ravens 2018 Run  
Defense Ranking  
(85.1 Rush YPG Allowed)

**4**  
Ravens 2018  
Rushing Average  
(3.76 YPC Allowed)



**98 WILLIAMS**  
6TH SEASON  
6-1, 336  
DEFENSIVE TACKLE

**7**  
Sacks in 2018  
Tied (Suggs) for 2nd on Team

**15**  
Sacks Since 2017  
Second on the Team

**26**  
Team-High Tackles for  
Loss since 2017  
(Terrell Suggs is 2nd w/ 24)



**99 JUDON**  
3RD SEASON  
6-3, 261  
OLB

## WILLIAMS ANCHORS RUN “D”

**DT Brandon Williams** is one of the NFL’s top D-linemen, helping Baltimore regularly produce a dominant run defense. Dating back to 2014, when Williams became a full-time starter, Baltimore has been especially stout against opposing ground games.

### RUSHING YPG ALLOWED (Since 2014)

1. Baltimore Ravens . . . . . 95.7
2. Seattle Seahawks . . . . . 96.8
3. Carolina Panthers . . . . . 97.5
4. Pittsburgh Steelers . . . . . 98.4
5. Denver Broncos . . . . . 100.1

### RUSHING AVG. YPC ALLOWED (Since 2014)

1. Baltimore Ravens . . . . . 3.84
- Denver Broncos . . . . . 3.84
3. Seattle Seahawks . . . . . 3.87
4. Houston Texans . . . . . 3.93
5. New York Jets . . . . . 3.95

## JUDON GETS AFTER IT

### MOST SACKS BY A RAVEN (Since 2017)

Rk.	Defender	Sacks	TFL	QB Hits
1.	Terrell Suggs	18	24	35
2.	<b>Matthew Judon</b>	<b>15</b>	<b>26</b>	<b>37</b>
3.	Za’Darius Smith	12	12	41

**3** – Sacks by OLB **Matthew Judon** in a span of three plays in Week 12 vs. Oakland. He is the second player since 1982 (when the stat began being tracked) with a sack on three-straight opponent offensive plays (Indy’s Brad Scioli vs. Houston in 2002).



# LAMAR JACKSON & GUS EDWARDS NOTES

## JACKSON'S STARTING DEBUT

**QB Lamar Jackson** made his first-career start in Week 11 vs. Cincy, boosting the Ravens to a 24-21 victory. Here are several notable feats by the first-round draft pick (32nd overall) from the game:

- Jackson completed 13 of 19 passes for 150 yards and 1 INT, adding 119 rushing yards on 26 carries.
- It marked the first time in NFL history that a team had a rookie QB and RB (**Gus Edwards**, 115) each surpass 100 rushing yards.
- Jackson's 119 rushing yards are the third most by a rookie QB since the 1970 AFL-NFL merger, with only **QB Robert Griffin III** (138 on 10/14/12 with Washington) and Josh Allen (135 on 12/2/18 for Buffalo) having more.
- The 119 stand as the most rushing yards by a QB in a starting debut, while his 26 attempts are the most by a QB in the modern NFL era.

### 8 JACKSON

**ROOKIE**  
6-2, 212  
QUARTERBACK



### ROOKIE QB WINS

**ROOKIE QBs WITH AT LEAST 5 WINS IN FIRST 6 STARTS**  
(Since 1970 Merger)

Year	Quarterback	Rec.
2004	B. Roethlisberger	6-0
1976	Mike Kruczek	6-0
2018	Lamar Jackson	5-1
2016	Dak Prescott	5-1
2007	Trent Edwards	5-1
1979	Phil Simms	5-1

### ACTION JACKSON

Rookie **QB Lamar Jackson** has rushed for 605 yards this season, the most among all NFL quarterbacks. In his last six games alone (all starts with a 5-1 record), Jackson has posted 466 rushing yards, which rank as the NFL's eighth-most overall since Week 11.

### MOST RUSHING YARDS / QUARTERBACKS (2018 Season)

Rk.	Quarterback	Att.	Yards	Avg.	LG	TDs
1.	Lamar Jackson (Bal.)	127	605	4.76	39	3
2.	Josh Allen (Buf.)	80	536	6.70	45	6
3.	Cam Newton (Car.)	101	488	4.83	29	4
4.	Deshaun Watson (Hou.)	86	485	5.64	34	4
5.	Mitchell Trubisky (Chi.)	65	405	6.23	39	3

**QB Lamar Jackson**, the 2016 Heisman Trophy winner, is the only player in FBS history to rush for at least 1,500 yards and pass for at least 3,500 yards in a season, accomplishing the incredible feat twice (2016 & 2017) while at Louisville.

### NOSE FOR THE END ZONE

**QB Lamar Jackson** has produced 3 of the Ravens' 17 rushing TDs this season, which rank as the NFL's fifth most.

#### RUSHING TOUCHDOWNS (NFL QBs / 2018 Season)

1.	Josh Allen	6
	Dak Prescott	6
3.	Drew Brees	4
	Cam Newton	4
	Deshaun Watson	4
6.	Lamar Jackson	3
	Three Players	3

#### TEAM RUSHING TOUCHDOWNS (2018 Season)

Rk.	Team	TDs
1.	New Orleans Saints	25
2.	Los Angeles Rams	22
3.	Denver Broncos (play 12/24)	18
	New England Patriots	18
5.	Baltimore Ravens	17

### 35 EDWARDS

**ROOKIE**  
6-1, 238  
RUNNING BACK



**1**

Rush for Negative Yardage on 125 Carries in 2018 (Fewest Among NFL RBs)

**578**

Rushing Yards Since Week 11 (NFL's Fourth Most)

### 'GUS THE BUS' KEEPS ROLLING

Baltimore has rushed for over 150 yards in six-straight games, producing an NFL-high 218.5 ground yards per contest. This success can be attributed to **RB Gus Edwards** and **QB Lamar Jackson**, who each rank in the NFL's Top 8 rushing leaders dating back to Week 11, when Jackson made his first-career start.

### MOST RUSHING YARDS / SINCE WEEK 11 / PAST SIX GAMES

Rk.	Player	Att.	Yards	Avg.	LG	TDs
1.	Saquon Barkley (NYG)	113	612	5.42	78	5
2.	Derrick Henry (Ten.)	98	608	6.20	99	8
3.	Ezekiel Elliott (Dal.)	136	603	4.43	24	2
4.	Gus Edwards (Bal.)	110	578	5.25	43	2
5.	Chris Carson (Sea.)	117	532	4.55	26	6
6.	Christian McCaffrey (Car.)	92	501	5.45	59	3
7.	Joe Mixon (Cin.)	108	493	4.56	47	4
8.	Lamar Jackson (Bal.)	99	466	4.71	39	2

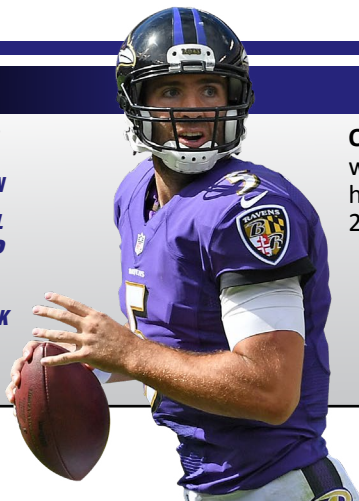
### RAVE REVIEWS FOR ROOKIE RB

In Week 12's 34-17 win vs. Oakland, rookie **RB Gus Edwards** rushed for over 100 yards for the second-straight game, finishing with 118 on 23 carries (5.1 average). With that performance...

- Edwards became the second rookie in Ravens history with back-to-back 100-yard games (Jamal Lewis, 2000, Weeks 12-13).
- Edwards became the sixth undrafted rookie in the NFL's common draft era to produce 100-plus rushing yards in consecutive games. He joined Branden Oliver (2014), LeGarrette Blount (2010), Dominic Rhodes (2001), Fred Lane (1997) and Clark Gaines (1976) in accomplishing the feat.

*Despite not playing until Week 6 this season, Gus Edwards (642) ranks fifth in the NFL in rushing yards by a rookie.*

# JOE FLACCO NOTES



## RAVENS ALL-TIME PASSING LEADER

### 5 FLACCO

11TH SEASON

SUPER BOWL  
XLVII MVP

6-6, 245  
QUARTERBACK

QB Joe Flacco is the Ravens' all-time leading passer in every major category. Flacco, who led Baltimore to a Super Bowl XLVII victory in 2012 (and earned game MVP honors), is in his 11th NFL campaign. In nine games this season, Flacco has completed 232 of 379 passes (61.2%) for 2,465 yards, 12 TDs and 6 INTs (84.2 rating).

### RAVENS CAREER PASSING LEADERS

Rk.	Player	G	Att	Cmp	Pct	Yards	TDs	INTs	Rate
1.	Joe Flacco	163	5,670	3,499	61.7	38,245	212	136	84.1
2.	Kyle Boller	53	1,311	746	56.9	7,846	45	44	71.9
3.	V. Testaverde	29	1,019	596	58.5	7,148	51	34	82.8

## PLAYOFF PERFECTION

Super Bowl XLVII MVP QB Joe Flacco was masterful during the Ravens' 2012 playoff run, completing 73 of 126 passes for 1,140 yards, 11 TDs and 0 INTs to produce a 117.2 passer rating. Flacco joined Hall of Fame QB Joe Montana (1989) as the only players to produce 11 TDs and 0 INTs during an NFL postseason.

### JOE FLACCO STATISTICS / 2012 PLAYOFFS

Game (Opp./Rd.)	Cmp-Att	Pct.	Yards	TDs	INTs	Rate
1/06/13 vs. Ind. (WC)	12-23	52.2	282	2	0	125.6
1/12/13 at Den. (Div.)	18-34	52.9	331	3	0	116.2
1/20/13 at NE (AFC)	21-36	58.3	240	3	0	106.3
2/03/13 at SF (SB)	22-33	66.6	287	3	0	124.2
<b>Totals (Record: 4-0)</b>	<b>73-126</b>	<b>57.9</b>	<b>1,140</b>	<b>11</b>	<b>0</b>	<b>117.2</b>

## FLACCO POSTSEASON QUICK HITS

- ✓ Flacco, Joe Montana (1989) and Kurt Warner (2008) are the only QBs in NFL history to throw 11 TDs in a single postseason. Neither Flacco nor Montana threw an INT.
- ✓ In the Ravens' last 10 playoff games (since 2010), Flacco is 196-of-327 for 2,563 yards, 24 TDs and 4 INTs (104.1 rating). He has led the Ravens to a 7-3 record in these contests.
- ✓ In Baltimore's last six playoff games (5-1 record), Flacco has thrown 17 TDs and 2 INTs. Completing 119 of 200 passes for 1,691 yards, he owns a magnificent 111.1 QB rating.
- ✓ Flacco has thrown at least 2 TDs in eight-straight playoff games, marking the longest streak in NFL postseason history.

## QUARTERBACK WINS

### MOST TOTAL WINS BY QBs (Includes Playoffs / Since 2008)

Rk.	Player	Record
1.	Tom Brady	133-43
2.	Drew Brees	114-69
3.	Ben Roethlisberger	112-59-1
4.	Aaron Rodgers	109-63-1
5.	Joe Flacco	106-72

### MOST REGULAR SEASON WINS BY QBs (First SEVEN Seasons / NFL History)

Rk.	Player	Wins
1.	Joe Flacco (2008-14)	72
2.	Tom Brady (2000-06)	70
3.	Ben Roethlisberger (2004-10)	69

### MOST REGULAR SEASON WINS BY QBs (First EIGHT Seasons / NFL History)

Rk.	Player	Wins
1.	Tom Brady (2000-07)	86
2.	Ben Roethlisberger (2004-11)	80
	Peyton Manning (1998-2005)	80
4.	Jim Kelly (1986-93)	76
5.	Joe Flacco (2008-15)	75

### MOST REGULAR SEASON WINS BY QBs (First NINE Seasons / NFL History)

Rk.	Player	Wins
1.	Peyton Manning (1998-2006)	92
2.	Tom Brady (2000-08)	87
	Ben Roethlisberger (2004-12)	87
4.	Matt Ryan (2008-16)	85
5.	Joe Flacco (2008-16)	83
	Jim Kelly (1986-94)	83

## QB PLAYOFF VICTORIES

### PLAYOFF WINS (ACTIVE QBs / SINCE 2008)

1.	Tom Brady	13
2.	Joe Flacco	10
3.	Aaron Rodgers	9
4.	Ben Roethlisberger	8
	Russell Wilson	8

### ROAD PLAYOFF WINS (BY QBs / NFL HISTORY)

1.	Joe Flacco	7
2.	E. Manning, A. Rodgers	5
	B. Roethlisberger	5
5.	L. Dawson, J. Delhomme	4
	M. Sanchez, R. Staubach	4

## QB/HC DUOS

### MOST REGULAR SEASON STARTS BY A QUARTERBACK / ENTIRE CAREER WITH SAME HEAD COACH (NFL History)

Rk.	Quarterback/Head Coach (Years)	Starts
1.	Tom Brady/Bill Belichick (2001-present)	266
2.	Joe Flacco/John Harbaugh (2008-present)	163
3.	Terry Bradshaw/Chuck Knoll (1970-83)	158

## FLACCO AT HOME

13-1

Touchdowns to interceptions ratio for QB Joe Flacco in his last nine home games. He has a 93.1 rating, completing 63.8% of his passes and averaging 216.6 yards per game.

90.5

Career passer rating for QB Joe Flacco in 81 career home games (60-21), averaging 240 passing yards per contest, with 116 TDs and 52 INTs, and producing 7.15 yards per attempt.



# JOE FLACCO NOTES

## JOE'S RAVENS PASSING RECORDS

### 300-YARD PASSING GAMES (Ravens Single Seasons)

Rk.	Player (Year)	Games
1.	Joe Flacco (2015)	5
	Joe Flacco (2014)	5
	Joe Flacco (2012)	5
	Vinny Testaverde (1996)	5
5.	Joe Flacco (2016, 2011)	4

### 300-YARD PASSING GAMES (Ravens Career History)

Rk.	Player (Year)	Games
1.	Joe Flacco (2008-18)	32
2.	Vinny Testaverde (1996-97)	8
3.	Steve McNair (2006-07)	2
	Jeff Blake (2002)	2
	Eric Zeier (1996-97)	2

### MOST PASSES WITHOUT AN INT (Ravens History)

Rk.	Player (Year)	Passes
1.	Joe Flacco (2016)	176
2.	Eric Zeier (1997-98)	175
3.	Steve McNair (2006)	162
4.	Joe Flacco (2010)	137
5.	Joe Flacco (2014, 2012)	126

## MORE RAVENS RECORDS

### RAVENS SINGLE-GAME PASSING YARDS

Yards	Player	(Opp./Date)
429	Vinny Testaverde	vs. STL, 10/27/96
389	Joe Flacco	at STL, 9/25/11
385	Joe Flacco	at Min., 10/18/09
384	Joe Flacco	at Oak., 9/20/15
382	Joe Flacco	vs. NE, 9/23/12

### RAVENS SINGLE-SEASON PASSING YARDS

Rk.	Player (Year)	Cmp-Att	Pct.	Yards	TD	INT	Rate
1.	Joe Flacco ('16)	436-672	64.9	4,317	20	15	83.5
2.	V. Testaverde ('96)	325-549	59.2	4,177	33	19	88.7
3.	Joe Flacco ('14)	344-554	62.0	3,986	27	12	91.0
4.	Joe Flacco ('13)	362-614	59.0	3,912	19	22	73.1
5.	Joe Flacco ('12)	317-531	59.7	3,817	22	10	87.7

## QUARTERBACK IRONMEN

### MOST CONSECUTIVE STARTS / QUARTERBACKS / NFL HISTORY

Rk.	Player (Years)	Games
1.	Brett Favre (1992-2010)	297
2.	Eli Manning (2004-17)	210
3.	Peyton Manning (1998-2011)	208
4.	Philip Rivers (2006-present)	207
5.	Matt Ryan (2009-present)	146
6.	Matthew Stafford (2011-present)	127
7.	Joe Flacco (2008-15)	122

## 2018 PASSING YARDS

QB Joe Flacco's passing yards (2,465) this season marked the second most (2,492 in 2015) he's ever produced through a season's first nine games. (Flacco was out for Weeks 11-14 with a hip injury and then named the backup QB in Week 15.)

## RAVENS RECORD & FLACCO...

With 300 passing yards . . . . .	19-13	With at least a 100 QB rating . . .	42-6	vs. AFC North . . . . .	36-25	In October . . . . .	17-25
With 3-or-more TD passes . . . . .	14-3	With at least a 110 QB rating . . .	23-3	vs. AFC . . . . .	73-49	In November . . . . .	29-13
When not throwing an INT . . . . .	57-16	When not sacked . . . . .	19-6	vs. NFC . . . . .	23-18	In December/January . . . . .	25-17
With at least 4 comps. 25+ yards . . .	9-4	Playing in < 40 degree weather . .	12-8	In September . . . . .	25-12	In season's final four games . .	22-14

## GAME-WINNING DRIVES: 26 (24 REGULAR SEASON & 2 PLAYOFFS)

### GAME-WINNING DRIVES IN FOURTH QUARTER OR OVERTIME (26 TOTAL)

Date/Opp.	Drive Length	Scoring Play	Time Left	Score
11/02/08 at Cle.	5 plays, 59 yards in 1:54	Stover 22-yard field goal	5:36	30-27
01/10/09 at Ten. (Div.)	9 plays, 51 yards in 3:30	Stover 43-yard field goal	0:53	13-10
09/13/09 vs. KC	8 plays, 74 yards in 3:15	Clayton 31-yard pass from Flacco	2:06	38-24
11/29/09 vs. Pit.	6 plays, 17 yards in 3:23	Cundiff 29-yard field goal	6:42 (OT)	20-17
09/26/10 vs. Cle.	10 plays, 69 yards in 5:41	Boldin 27-yard pass from Flacco	9:13	21-17
10/03/10 at Pit.	4 plays, 40 yards in 0:36	Houshmandzadeh 18-yard pass from Flacco	0:32	17-14
10/24/10 vs. Buf.	4 plays, 9 yards in 1:58	Cundiff 38-yard field goal	10:54 (OT)	37-34
12/19/10 vs. NO	5 plays, 66 yards in 1:31	Cundiff 32-yard field goal	10:03	27-24 (30-24 final)
10/30/11 vs. Ari.	5 plays, 37 yards in 0:52	Cundiff 25-yard field goal	0:00	30-27
11/06/11 at Pit.	13 plays, 92 yards in 2:16	T. Smith 26-yard pass from Flacco	0:08	23-20
11/24/11 vs. SF	16 plays, 76 yards in 7:34	Pitta 8-yard pass from Flacco	14:56	13-6 (16-6 final)
09/23/12 vs. NE	7 plays, 70 yards in 1:55	Tucker 27-yard field goal	0:00	31-30
11/04/12 at Cle.	9 plays, 81 yards in 4:22	T. Smith 19-yard pass from Flacco	4:26	22-15 (25-15 final)
11/25/12 at SD	12 plays, 40 yards in 3:09	Tucker 38-yard field goal	0:00	13-13
	12 plays, 69 yards in 3:49	Tucker 38-yard field goal	1:07 (OT)	16-13
01/12/13 at Den. (Div.)	3 plays, 77 yards in :38	J. Jones 70-yard pass from Flacco	0:31	35-35
	6 plays, 16 yards in 2:33	Tucker 47-yard field goal	13:18 (2OT)	38-35
10/06/13 at Mia.	7 plays, 34 yards in 2:25	Tucker 44-yard field goal	1:42	26-23
11/10/13 vs. Cin.	8 plays, 28 yards in 4:34	Tucker 46-yard field goal	5:27 (OT)	20-17
12/08/13 vs. Min.	5 plays, 80 yards in 0:41	M. Brown 9-yard pass from Flacco	0:04	29-26
12/16/13 at Det.	7 plays, 24 yards in 1:43	Tucker 61-yard field goal	0:38	18-16
09/21/14 at Cle.	6 plays, 37 yards in 1:58	Tucker 32-yard field goal	0:00	23-21
12/28/14 vs. Cle.	2 plays, 69 yards in :50	T. Smith 16-yard pass from Flacco	7:33	13-10 (20-10 final)
10/01/15 at Pit.	7 plays, 45 yards in :58	J. Tucker 42-yard field goal	0:03	20-20
	8 plays, 32 yards in 4:33	J. Tucker 52-yard field goal	5:08 (OT)	23-20
11/01/15 vs. SD	9 plays, 59 yards in 2:27	J. Tucker 39-yard field goal	0:00	29-26
11/22/15 vs. STL	5 plays, 12 yards in :54	J. Tucker 47-yard field goal	0:00	16-13
09/18/16 at Cle.	5 plays, 27 yards in 2:35	J. Tucker 49-yard field goal	11:19	22-20 (25-20 final)
09/25/16 at Jax.	8 plays, 22 yards in 1:57	J. Tucker 54-yard field goal	1:02	19-17



# CRABTREE, BROWN & SNEAD IV NOTES

## TOUCHDOWN TRIOS

In Week 1's 47-3 win over Buffalo, three Ravens wideouts (**John Brown**, **Michael Crabtree** & **Willie Snead IV**) each caught a touchdown. It marked just the fifth time in franchise history (and first since 2014) that such a feat was accomplished.

### GAMES WITH A TD CATCH BY THREE DIFFERENT RECEIVERS (Ravens History)

- 9/9/18 vs. Buf. – Ravens 47, Bills 3**
  - John Brown, Michael Crabtree, Willie Snead IV
- 10/12/14 at TB – Ravens 48, Bucs 17**
  - Kamar Aiken, Michael Campanaro, Torrey Smith, Steve Smith Sr.
- 12/5/99 vs. Ten. – Ravens 41, Titans 14**
  - Justin Armour, Jermaine Lewis, Patrick Johnson
- 11/1/98 vs. Jax. – Jaguars 45, Ravens 19**
  - Patrick Johnson, Jermaine Lewis, Floyd Turner
- 10/27/96 vs. STL – Ravens 37, Rams 31**
  - Derrick Alexander, Michael Jackson, Floyd Turner

**15 CRABTREE**  
**10TH SEASON**  
**6-1, 215**  
**WIDE RECEIVER**



**52**

Receptions in 2018  
 Second Most on the Team  
 (Willie Snead IV - 61)

**631**

Career Catches  
 Seventh Most Among  
 Active Players

## SCORING THREAT

### MOST NFL RECEIVING TOUCHDOWNS (Since 2015)

Rk.	Player (Team)	TDs
1.	Antonio Brown (Pit.)	46
2.	DeAndre Hopkins (Hou.)	39
3.	Davante Adams (GB)	36
4.	Doug Baldwin (Sea.)	34
5.	Odell Beckham Jr. (NYG)	32
6.	<b>Michael Crabtree (Bal.)</b>	<b>28</b>
	A.J. Green (Cin.)	28
8.	Two Players	27

**2**

NFL Players  
 Crabtree & Antonio Brown  
 to record at least 8 TD  
 catches in each of the past  
 three full seasons (2015-17)

## KING CRAB NOTES

**WR Michael Crabtree**, a 10-year NFL veteran, signed with the Ravens as a free agent this past spring. Through 15 games, he has tallied 52 catches for 587 yards and 3 TDs. Here are several fast facts about the standout wideout:

- Crabtree has produced at least 8 receiving TDs in a season four times, including in each of the past three years (9 – 2015, 8 – 2016 & 8 – 2017).
- His 28 receiving TDs since 2015 (see chart above) tie (A.J. Green) for the NFL's sixth most.
- Crabtree and Steelers WR Antonio Brown are the only NFL players to post at least 8 TD catches in each of the past three full seasons.
- Crabtree has totaled at least 85 catches in a season three times, with a career-high 89 during the 2016 campaign (earned Pro Bowl alternate honors).
- He has twice surpassed 1,000 receiving yards, tallying a career-high 1,105 (on 85 receptions) in 2012.

## RED ZONE & TD FAST FACTS

- ✓ When Crabtree scores at least 1 receiving TD, his team has produced a 31-12-1 record. When he has 2 TDs, they are 6-2.
- ✓ Of Crabtree's 54 career receiving TDs, 28 have come in the red zone.
- ✓ Since 2015, 16 of Crabtree's 28 receiving TDs occurred in the red zone.

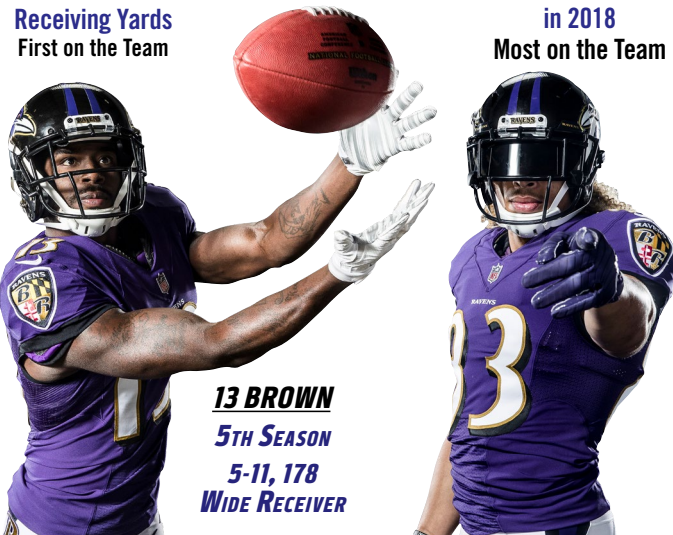
**83 SNEAD IV**  
**4TH SEASON**  
**5-11, 205**  
**WIDE RECEIVER**

**61**

Snead IV's Catches  
 in 2018  
 Most on the Team

**708**

Brown's 2018  
 Receiving Yards  
 First on the Team



**13 BROWN**  
**5TH SEASON**  
**5-11, 178**  
**WIDE RECEIVER**

## RAVENS NEW WIDEOUTS

Through 15 games, **WR John Brown** leads Baltimore with 708 receiving yards and 5 TDs on 41 catches. His 17.3 ypc average ranks fifth best in the NFL. **WR Willie Snead IV** ranks second on the team with 626 receiving yards and 1 TD on a Ravens-high 61 catches. An impressive 36 of those have earned first downs.

### NFL YARDS-PER-CATCH AVERAGE / 2018 SEASON

Rk.	Player	Rec.	Yards	Avg.	LG	TDs
1.	DeSean Jackson (TB)	41	774	18.9	75t	4
2.	Josh Gordon (NOR)	41	737	18.0	55t	4
3.	Mike Evans (TB)	80	1,418	17.7	72t	6
4.	Courtland Sutton (Den.)	35	614	17.5	42	3
5.	<b>John Brown (Bal.)</b>	<b>41</b>	<b>708</b>	<b>17.3</b>	<b>71</b>	<b>5</b>

### Quick Hit:

- John Brown and Mike Evans are the only NFL WRs with at least 700 receiving yards, 5 TDs and a 17.0 yards-per-catch average.





# JEFFERSON, Z. SMITH & CARR NOTES



## DROPPIN' FOR LOSS

**23 JEFFERSON**  
6TH SEASON  
5-11, 211  
SAFETY

Since 2015, **S Tony Jefferson** leads the NFL in tackles for loss by a DB, with 30 such stops, including 7 in his first year (2017) with the Ravens and 6 this season. While with Arizona in 2016, his 13 TFL led all NFL defensive backs. The 13 stops also rank as the NFL's most by a DB in a season since the stat began being tracked in 2008.

### MOST TACKLES FOR LOSS / NFL DEFENSIVE BACKS / SINCE 2015

Rk.	Player	Tackles for Loss
1.	<b>Tony Jefferson (Bal.)</b>	30
2.	Tyrann Mathieu (Hou.)	24
3.	Malcolm Jenkins (Phi.)	23
	Reshad Jones (Mia.)	23

*Tony Jefferson is one of six NFL safeties to post at least 5 tackles for loss, 1 sack, 1 INT, 1 forced fumble and 1 fumble recovery in 2018 (Jamal Adams, Kareem Jackson, Malcolm Jenkins, Jordan Poyer & Harrison Smith).*



**TACKLES FOR LOSS**  
Sixth (tied) Among  
NFL DBs in 2018



**TACKLES FOR LOSS**  
Most Among NFL  
DBs since 2015



**TOTAL TACKLES**  
Eighth Among NFL  
DBs since 2015

## CARR'S IMPRESSIVE STREAK

**CB Brandon Carr's** 175-consecutive starts rank as the NFL's longest active streak among defensive players, and it stands second overall among all NFL players.

### NFL CONSECUTIVE GAMES STARTED / CURRENT STREAKS

Rk.	Player	Games
1.	QB Philip Rivers (LAC)	207
2.	<b>CB Brandon Carr (Bal.)</b>	175
3.	S Glover Quin (Det.)	147
4.	QB Matt Ryan (Atl.)	146
5.	Three Players	127



**90 Z. SMITH**  
4TH SEASON  
6-4, 272  
OLB



**Sacks in 2018**  
Most on the Team



**Quarterback Hits**  
in 2018  
NFL's Eighth Most

**24 CARR**  
11TH SEASON  
6-0, 210  
CORNERBACK



**2018 Passes Defensed**  
(Ravens' Second Most)



**Career INTs**  
(6 with Ravens)

## MAY "Z" FORCE BE WITH YOU

In Week 6 at Tennessee, **OLB Za'Darius Smith** had a career-high 3 sacks as part of the Ravens' 11 QB drops, setting a team record. His 3-sack performance was the first of two such games by a Raven this season (**OLB Matthew Judon** on 11/25/18 vs. Oak.).

### MOST SINGLE-GAME SACKS / RAVENS HISTORY

P. Boulware (1/7/02 vs. Min.) . . . . . 4	T. Suggs (10/6/13 at Mia.) . . . . . 3
M. McCrary (11/8/98 vs. Oak.) . . . . . 4	T. Suggs (12/11/11 vs. Ind.) . . . . . 3
E. Dumervil (12/7/14 at Mia.) . . . . . 3.5	T. Suggs (11/24/11 vs. SF) . . . . . 3
J. Sharper (11/12/01 at Ten.) . . . . . 3.5	T. Suggs (9/11/11 vs. Pit.) . . . . . 3
M. McCrary (12/5/99 vs. Ten.) . . . . . 3.5	T. Suggs (12/4/05 vs. Hou.) . . . . . 3
<b>M. Judon (11/25/18 vs. Oak.) . . . . . 3</b>	M. McCrary (12/26/99 vs. Cin.) . . . . . 3
<b>Z. Smith (10/14/18 at Ten.) . . . . . 3</b>	M. McCrary (11/16/97 vs. Phi.) . . . . . 3
E. Dumervil (11/10/13 vs. Cin.) . . . . . 3	B. Thompson (11/10/96 at Jax.) . . . . . 3

## CARR A STEADY VETERAN

### BALTIMORE INTERCEPTIONS (Since Carr's 2017 Ravens Arrival)

Rk.	Player	INTs
1.	<b>Brandon Carr</b> . . . . .	6
	Eric Weddle . . . . .	6
3.	Marlon Humphrey . . . . .	4
4.	Jimmy Smith . . . . .	3
5.	Four Players . . . . .	2

### MOST NFL PASSES DEFENSED (Since 2008)

Rk.	Player	PD
1.	Johnathan Joseph . . . . .	146
2.	Tramon Williams . . . . .	140
3.	Brent Grimes . . . . .	137
4.	<b>Brandon Carr</b> . . . . .	132
5.	Aqib Talib . . . . .	123

Quick Hit: Carr's 12 PD ranked No. 1 on the team in 2017.



# SAM KOCH NOTES

## SOARING WITH SAM

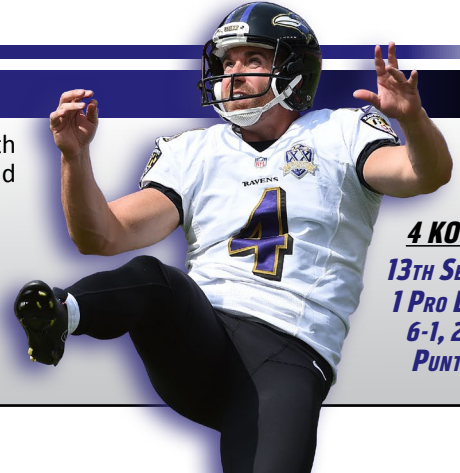
Pro Bowl P **Sam Koch** owns a 45.3 career gross average and 39.5 career net, both marks that rank first in Ravens history. In 2014, Koch posted a career-high and Ravens franchise-record 47.4-yard gross and 43.3-yard net average.

### CAREER GROSS PUNTING AVG. (Ravens History)

Rk.	Player	Avg.
1.	Sam Koch	45.3
2.	Greg Montgomery	43.2
3.	Dave Zastudil	41.6

### CAREER NET PUNTING AVG. (Ravens History)

Rk.	Player	Avg.
1.	Sam Koch	39.5
2.	Greg Montgomery	37.2
3.	Kyle Richardson	35.4



**4 KOCH**  
**13TH SEASON**  
**1 PRO BOWL**  
**6-1, 222**  
**PUNTER**

## KOCH DOMINATED IN 2017

No punter in 2017 was more dominant at pinning opponents deep in their own territory than P **Sam Koch**.

### PUNTS INSIDE 20

1.	Sam Koch	40
2.	Chris Jones	34
3.	Two Players	33

### PUNTS INSIDE 10

1.	Sam Koch	16
2.	Marquette King	14
3.	Three Players	13

### PUNTS INSIDE 5

1.	Andy Lee	6
2.	Sam Koch	5
	Three Others	5

## PINNING 'EM DEEP

Dating back to 2006, when he entered the NFL, P **Sam Koch**'s 383 punts inside the 20 rank second in the NFL.

### NFL PUNTS INSIDE THE 20 / SINCE 2006

Rk.	Player	In 20
1.	Dustin Colquitt (KC)	413
2.	Sam Koch (Bal.)	383
3.	Andy Lee (Ari.)	361



**2018 Punts Inside the 20**  
(Tied for NFL's 11th Most)

*"He is composed, he is resilient, and he's not easily rattled. People don't really expect it from a punter, but I definitely think Sam Koch carries that special Raven persona."*

– Terrell Suggs, Ravens OLB

In 2017, Koch twice earned AFC Special Teams Player of the Week honors (Week 12 vs. Hou. & Week 15 at Cleveland). He became the first punter to win multiple POW awards in a single season since Buffalo's Brian Moorman in 2006.

## SAM IN THE 20

P **Sam Koch** is the Ravens' all-time leader in punts inside the 20 (383). In 2017, he posted a franchise-record 40 boots inside the 20, which ranked as the NFL's most.

\* In 2017, Koch's 40 punts inside the 20 ranked No. 1 in the NFL.

### PUNTS INSIDE THE 20 (Ravens All-Time History)

Rk.	Player	In 20
1.	Sam Koch	383
2.	Kyle Richardson	128
3.	Dave Zastudil	89

### PUNTS INSIDE THE 20 (Ravens Single Seasons)

Rk.	Player (Year)	In 20
1.	Sam Koch (2017)*	40
2.	Sam Koch (2010)	39
	Kyle Richardson (1999)	39

## PRO BOWL PUNTER



In his 10th season (2015), P **Sam Koch** was finally named to his first Pro Bowl, as the standout punter's net average (42.9) ranked No. 2 in the NFL, while his gross average (46.7) was ninth. Koch also dominated the league in 2014, producing the No. 1 net (43.3) and No. 3 gross (47.4) averages.

## NOTE THE QUOTE

*ESPN.com's Kevin Seifert on Sam Koch's arsenal of punts:*

"Some are designed to hook toward the sideline with maximum hang time. Others use an intentionally low trajectory to aid coverage teams. He has a knuckler and one kick that drops, from the returner's perspective, roughly in the shape of the letter 'S.' He's debuted a "boomerang" punt that does just what you would imagine it might. Most, but not all, of these punts are intended to discourage a clean catch and minimize the return.

"It's not unusual for NFL punters to develop a "changeup" of sorts, but no one has ever had multiple options at the ready. ... The NFL changes every day, but there are only a few moments in each generation when it transforms. This is one of them. In plain sight, Sam Koch and the Ravens have introduced a new way to punt."

## RAVENS IRONMAN

### RAVENS CONSECUTIVE GAMES PLAYED / ALL-TIME STREAKS

Rk.	Player	Games	Years
1.	Sam Koch	207	2006-present
2.	Jarret Johnson	129	2003-11
3.	Joe Flacco	122	2008-15

### BALTIMORE RAVENS MOST ALL-TIME GAMES PLAYED

Rk.	Player	Games	Years
1.	Ray Lewis	228	1996-2012
	Terrell Suggs	228	2003-present
3.	Sam Koch	207	2006-present
	Matt Stover	207	1996-2008
5.	Jonathan Ogden	177	1996-2007



**Punts In 20**  
NFL's Second Most  
Since 2014



**Net Punt Average**  
NFL's Fourth Best  
Since 2014



**Gross Punt Average**  
NFL's Seventh Best  
Since 2014



# JUSTIN TUCKER NOTES

## TUCKER THE ALL-TIME BEST

**K Justin Tucker**, the most accurate kicker of all time, has hit 233 of 259 FGAs to post a 90.0% success mark. In Week 16's win at Los Angeles, Tucker became the first kicker in NFL history to produce six seasons with 30 FGs made.

### BEST CAREER FIELD GOAL PERCENTAGE (NFL History / Min. 100 Att.)

Rk.	Player	FGM-FGA	Pct.
1.	Justin Tucker	233-259	90.0
2.	Robbie Gould	357-407	87.7
3.	Stephen Gostkowski	366-419	87.4
4.	Stephen Hauschka	242-279	86.7
5.	Dan Bailey	206-238	86.6



**9 TUCKER**  
7TH SEASON  
2 PRO BOWLS  
6-1, 183  
KICKER

**900 Points:** In 2018's Week 12 win vs. Oakland, Tucker became the fastest pure kicker in league history to reach the 900-point milestone, doing so in his 107th game. Of overall players, only Gino Cappelletti (a WR/PK combo from 1960-70) did it faster (106 games).

## TUCKER'S CAREER STATS

Year	1-19	20-29	30-39	40-49	50+	Total	Pct.	LG	PAT	Pts
2012	0-0	8-8	8-8	10-13	4-4	30-33	90.9	56	42-42	132
2013	0-0	10-10	12-13	10-11	6-7	38-41	92.7	61	26-26	140
2014	0-0	10-10	11-11	4-4	4-9	29-34	85.3	55	42-42	129
2015	0-0	10-10	9-9	10-11	4-10	33-40	82.5	52	29-29	128
2016	0-0	4-4	10-11*	14-14	10-10	38-39*	97.4	57	27-27	141
2017	0-0	7-7	11-11	11-12	5-7	34-37	91.9	57	39-39	141
2018	0-0	11-11	7-7	8-10	5-7	31-35	88.6	56	34-35	127
<b>Totals</b>	<b>0-0</b>	<b>60-60</b>	<b>68-70</b>	<b>67-75</b>	<b>38-54</b>	<b>233-259</b>	<b>90.0</b>	<b>61</b>	<b>239-240</b>	<b>938</b>

\* Lone miss in 2016 was a blocked kick.

## 2016: PERHAPS THE BEST YEAR EVER

In 2016, All-Pro **K Justin Tucker** connected on 38 of 39 FGAs (lone miss was a block), posting the fifth-best pct. in NFL single-season history. In addition to making 35-straight FGs at one point (tied for fifth-best streak ever), here are facts about his remarkable season, arguably the best ever by a kicker:

- ✓ Tucker's 38 FGs made ranked No. 1 in the NFL. He was also 27-of-27 on PATs. An NFL single-season record 24 of Tucker's 38 FGs made in 2016 came from 40 yards or beyond.
- ✓ Tucker's 10 FGs of 50-plus yards are a Ravens' single-season record. They tie (Blair Walsh, 2012) for the most in NFL history. (Tucker was a perfect 10-for-10 from 50 yards and out during the 2016 season.)
- ✓ Tucker's 141 points ranked second in the league only behind Atlanta's Matt Bryant (158).
- ✓ In Week 12 of 2016 vs. Cincy, Tucker became just the ninth kicker in league history to make 3 FGs of 50-plus yards in a single game (52, 57 & 54). He is also the first kicker in NFL history to make 3 FGs of 50-plus yards in the first half of a game. (These feats earned him AFC ST POW honors.)

### BEST FG PERCENTAGE / NFL SINGLE-SEASON HISTORY

Rk.	Player (Team)	FGM-FGA	Pct.
1.	Gary Anderson (1998)	35-35	100.0
	Mike Vanderjagt (2003)	37-37	100.0
	Jeff Wilkins (2000)	17-17	100.0
	Tony Zendejas (1991)	17-17	100.0
5.	Justin Tucker (2016)	38-39	97.4



Field Goals Made  
NFL's Most  
Since 2012



Points Scored  
NFL's Second  
Most Since 2012



Career FG Pct.  
Best Mark  
in NFL History



40-Plus-Yard FGs  
NFL's Most  
Since 2012



50-Plus-Yard FGs  
NFL's Most  
Since 2012



Career Games  
w/ Dual 50+ FGs Made  
(Most in NFL History)

## TUCKER TIDBITS

- ✓ Since PATs were moved back to the 15-yard line in 2015, Tucker (129-of-130) has produced the NFL's best PAT percentage (99.2).
- ✓ Tucker is a six-time AFC Special Teams Player of the Month, which ranks three more than legends S Ed Reed & K Matt Stover for the most POM awards in Ravens history. (Tucker has also earned eight AFC Special Teams Player of the Week honors.) "Tuck" earned his sixth POM award in Nov. 2018, going 8-for-8 on FGAs and 6-for-6 on PATs.
- ✓ Tucker's 6 FGs on 12/16/13 at Det. set a team record and a single-game NFL high in 2013. Against the Lions, he became the first NFL kicker ever to connect from the 20-, 30-, 40-, 50- & 60-yard range in a game.
- ✓ Tucker's 92.2 career FG% when kicking on grass (130-of-141) ranks as the NFL's best of all time.
- ✓ Tucker's 93.3 career FG% (112-of-120) in the second half/overtime ranks as the NFL's best second half/OT mark of all time.



# JUSTIN TUCKER & ERIC WEDDLE NOTES

## TUCK'S CHART TALK

### MOST FIELD GOALS MADE / SINCE 2012

Rk.	Player (Team)	FGM
1.	Justin Tucker (Bal.)	233
2.	Stephen Gostkowski (NE)	225
3.	Stephen Hauschka (Buf.)	1201
4.	Adam Vinatieri (Ind.)	193
5.	Matt Bryant (Atl.)	186

### MOST NFL POINTS / SINCE 2012

Rk.	Player (Team)	Points
1.	Stephen Gostkowski (NE)	1,023
2.	Justin Tucker (Bal.)	938
3.	Stephen Hauschka (Buf.)	851
4.	Adam Vinatieri (Ind.)	839
5.	Matt Prater (Det.)	830

### CONSECUTIVE FIELD GOALS MADE (All-Time NFL Streaks)

Rk.	Kicker (Years)	FGs Made
1.	Adam Vinatieri (2015-16)	44
2.	Mike Vanderjagt (2002-04)	42
3.	Gary Anderson (1997-98)	40
4.	Matt Stover (2005-06)	36
5.	Justin Tucker (2015-16) Adam Vinatieri (2013-14)	35

### BEST NFL FIELD GOAL PERCENTAGE (2016 Season)

Rk.	Player (Team)	FGM-FGA	Pct.
1.	Justin Tucker (Bal.)	38-39	97.4
2.	Matt Bryant (Atl.)	34-37	91.9
3.	Ryan Succop (Ten.)	22-24	91.7
4.	Stephen Hauschka (Sea.)	33-37	89.2
5.	Cairo Santos (KC)	31-35	88.6
6.	Two Players	27-31	87.1

### BEST FIELD GOAL PERCENTAGE / ROOKIES (NFL History)

Rk.	Player (Year)	FGM-FGA	Pct.
1.	Blair Walsh (2012)	35-38	92.1
2.	Justin Tucker (2012)	30-33	90.9
3.	Harrison Butker (2017)	38-42	90.5
4.	Cody Parkey (2014)	32-36	88.9
	Alex Henery (2011)	24-27	88.9
6.	Chandler Catanzaro (2014)	29-33	87.9

### BEST FIELD GOAL PERCENTAGE (Ravens Single-Season History)

Rk.	Player (Year)	FGM-FGA	Pct.
1.	Justin Tucker (2016)	38-39	97.4
2.	Matt Stover (2006)	28-30	93.3
3.	Justin Tucker (2013)	38-41	92.7
4.	Justin Tucker (2017)	34-37	91.9
5.	Justin Tucker (2012)	30-33	90.9

(min. 16 att.)

## TUCKER'S GAME-WINNERS

# 13

### Career game-winning FGs by K Justin Tucker:

- 2018: Week 11 vs. Cin., 24 yards
- 2016: Week 3 at Jax., 53 yards
- **2016: Week 2 at Cle., 49 yards**
- 2015: Week 11 vs. STL, 47 yards
- 2015: Week 8 vs. SD, 39 yards
- 2015: Week 4 at Pit., 52 yards OT
- **2014: Week 3 at Cle., 32 yards**
- 2013: Week 15 at Det., 61 yards
- 2013: Week 10 vs. Cin., 46 yards OT
- 2013: Week 5 at Mia., 44 yards
- *2012: Div. at Den., 47 yards 2OT*
- 2012: Week 12 at SD, 38 yards OT
- 2012: Week 3 vs. NE, 27 yards

## SIX 30s

In Week 16's win at LAC, **K Justin Tucker** became the first kicker in NFL history to produce six seasons with 30-or-more FGs made. He has made 31 FGs in 2018.

### MOST SEASONS W/ 30-PLUS FIELD GOALS MADE (NFL History)

Rk.	Kicker	Seasons
1.	Justin Tucker (Bal.)	6
2.	David Akers (Phi. & SF)	5
	John Carney (SD, NO & NYG)	5
	Stephen Gostkowski (NE)	5

## THE SECONDARY'S SERGEANT

A six-time Pro Bowler (including three as a Raven), **S Eric Weddle's** 29-career INTs stand third among active safeties. In his first year (2016) as a Raven, he produced a team-high 4 picks (tied, C.J. Mosley) and 89 tackles. In 2017, he posted 6 INTs (including 1 "pick-6"), ranking as a team best and tying (A.J. Bouye) for third overall in the NFL.

### NFL INTERCEPTIONS LEADERS / ACTIVE NFL SAFETIES

Rk.	Player (Team)	INTs	Yards	TDs
1.	Reggie Nelson (Oak.)	38	486	1
2.	Mike Adams (Car.)	30	337	2
3.	Eric Weddle (Bal.)	29	467	4
4.	Earl Thomas (Sea.)	28	417	2

**32 WEDDLE**  
12TH SEASON  
6 PRO BOWLS  
5-11, 200  
SAFETY



### INTERCEPTIONS LEADERS / SAFETIES / SINCE 2016

Rk.	Player (Team)	INTs	Yards	TDs
1.	Kevin Byard (Ten.)	12	131	0
2.	Ha Ha Clinton-Dix (Was.)	11	105	0
	D.J. Swearinger Sr. (Was.)	11	78	0
4.	Eric Weddle (Bal.)	10	177	1
	Tre Boston (Ari.)	10	87	0
	Micah Hyde (Buf.)	10	91	0



**1**  
Active NFL Safety  
(Weddle) w/ at least  
1,000 tackles, 25 INTs & 5 sacks



**3**  
Active NFL Safeties  
(Weddle, Mike Adams, Reggie Nelson)  
w/ 25 INTs & 90 PD



**6**  
Weddle Pro Bowls  
Most Among Active  
Safeties (tied, Earl Thomas)

Eric Weddle has now earned Pro Bowl honors in three-consecutive years – all while playing for the Ravens. (He has six overall for his career.) This season, Weddle has helped lead the Ravens' No. 1 defense, which has allowed the NFL's fewest points (17.5) and yards (284.1) per game.



# RAVENS IN OUR COMMUNITY

## HOLIDAY INITIATIVES

On Dec. 17, Ravens players, cheerleaders and Poe surprised fans all day long through several holiday events. First, they visited and delivered Ravens goodies and sweet treats to patients and staff at MedStar Union Memorial Hospital for their annual holiday visit. Additionally, individual players hosted multiple holiday events of their own. **WR Michael Crabtree** and his Crab5 Foundation hosted the Coats for Kids event, where he treated 25 children from Franklin Square Boys and Girls Club to dinner and a shopping trip at Burlington Coat Factory. **DB/LB Anthony Levine Sr.** distributed holiday gifts to the children at the Webster Kendrick Boys and Girls Club, carrying on the annual tradition started by former Ravens DB Lardarius Webb. **T Orlando Brown Jr.** and **CB Marlon Humphrey** surprised fans with grocery assistance and gift cards at the Safeway in Ellicott City through Verizon's Pass It Forward campaign.



Annual MedStar Hospital Visit



Michael Crabtree's Coats for Kids



Verizon's Pass It Forward

## MATTHEW JUDON LIP SYNC PARTY

On Dec. 17, **OLB Matthew Judon** hosted a karaoke and lip sync party to benefit his 10/91 Foundation. Hosted at the Bill Bateman's Bistro in Reisterstown, the evening featured food, raffles and performances by both Ravens players and guests. Fifteen percent of all sales during the party went towards supporting the 10/91 Foundation, which assists disadvantaged families in the Baltimore community.



## GIFT OF WARMTH

On Monday, Dec. 17, **CB/RS Cyrus Jones** and Poe joined BGE Home to participate in the annual Gift of Warmth program. Jones surprised a Baltimore family with a new, functional heating system. Partnering with the United Way of Central Maryland and United Way of Frederick County, BGE Home aims to provide families in need with the gift of heat by donating and installing new high-efficiency heating systems.





## **JOHN HARBAUGH MONDAY PRESS CONFERENCE: WEEK 17 VS. BROWNS**

**Opening statement:** “OK, good to see you guys here – appreciate everybody being here. We’re looking forward to the next challenge. [We] had the day yesterday. I got in – coaches were working, a number of players were working. We had a number of players get off the plane with a couple of coaches, myself included, who got off the plane and got a workout in right away. So, you’re kind of fired up when you see 10 guys in training off the plane. So, that was good. And then, we’ll be in today working. This will be like a Tuesday day for us in terms of our preparation with our guys. We’ll start at 12:15 with special teams, work our way through the afternoon as if it were a Tuesday, and then the guys – the players and the coaches – will have tomorrow off, which is a big day. Merry Christmas! And then we’ll be back at it Wednesday with our normal routine.”

**Your team was really prepared and emotionally up for that game Saturday night. How big of a challenge is it in the NFL to have a team emotionally up two weeks in a row at that level? (Stan Charles)** “I think we’ve done that. I think we’ve been doing that pretty regularly. I don’t think we’ve *not* been emotionally up really all year, so we’ve played better in different games, but our guys have been great about that. I appreciate that about them. They get themselves ready to play and peak at the right time.”

**From the get-go, you talked about the importance for winning the division and then perhaps getting a home playoff game. To be on the cusp of that, do you feel that, realizing nothing is done, that you have your goal within reach right here? (David Ginsburg)** “Absolutely. That’s the first goal. It’s not the top goal, but it’s definitely the first goal – we set it every year – is to win the division, to be division champions, and we’re playing a championship game on Sunday. That’s what you work for. That’s what we put all that time in for, and in order to do that, we’ve had to weather some storms and overcome some challenges and win some games, and guys have done a great job. We appreciate where we’re at. This is the opportunity that we wanted, and now it’s ours to go get.”

**The way things played out yesterday, you have to be pleased. What will be your message to the team? Does that change in any way, because now, all you [have to do] – it’s pretty simple – win and you’re in? (Jerry Coleman)** “As I just said, I think the answer is exactly what we just talked about. It’s our opportunity that we’ve been working hard for, and that’s our goal.”

**Will you mention anything about the past, or is the past the past? You have a lot of players on the team that experienced last year being in a similar situation. Will that be reminded? (Jerry Coleman)** “We all know where we’ve been. We don’t need to talk about anything. We all know. We’ve all learned from all of our past experiences this year, last year, previous years, all those things, the guys who have been here. The guys who weren’t here, they’re not going to understand it anyway until they experience it. The guys who were here, that drives us, certainly. It’s an experience that, like any experience, you want to learn from those experiences. And, when you have a gut-wrenching experience, a tough one like we had the last two years, you take those with you, and it makes you stronger. It forges you as a person, as a competitor, so that’s what I expect.”

**What can you say about the way QB Lamar Jackson has handled all of this? This has been a playoff push for weeks now, and he’s really shown poise for a rookie. (David Ginsburg)** “He has. He’s done very well. He’s a very poised player. He makes plays. He expects to make plays. He’s not afraid to go for it, so to speak, and that’s how we want all of our guys. We want all of our guys to think that way. I think all the work you put in, everything – you stand on everything that you’ve done before, everything you’ve experienced, like Jerry [Coleman, reporter] is talking about – you stand on all that stuff, and you apply it to the next game. I think Lamar is a quick learner. All of our guys are smart players, and we appreciate that about them.”

**OLB Terrell Suggs is going to be completing his 16<sup>th</sup> year for this franchise. What has he meant? Most of his years have been with you. What has he meant to this franchise? (Jamison Hensley)** “I don’t know if I could sum it up here in a sentence. I’m not thinking about what Terrell Suggs means to the franchise right now; we’re thinking about playing this game. And, I’m quite sure that if you asked him, he would say the exact same thing. So, why don’t we just leave it at that? I think we all know what Terrell Suggs means to the franchise, and I really appreciate him as a player, and a person, and a leader. I love being around him every single day – couldn’t be around a better guy, a better football man. And, that’s what we’re here for, so that’s what we’re focusing on.”



**How has QB Baker Mayfield grown since the last time you played the Browns? (Jordan Schatz)** “He’s grown. He’s a good player. I don’t compare; who cares how much he’s grown since the last time we played him? It’s not our job to determine that or to measure that. Our job is to compete against him and try to stop him – him and the whole team, and that’s the challenge. Their offense revolves around the quarterback, Baker Mayfield. He’s playing very well. He is who he is. He runs his style. I think they do a good job of recognizing what his strengths are, and they play to them. I’m sure he’s more experienced than he was last time, or whatever. But, he’s going to extend plays. He’s going to keep his eyes downfield. He’s going to run when he has to. He’s going to change things at the line when he needs to; he’s going to try to make plays. He’s going to push the ball downfield. He’s an accurate passer. He’s certainly not afraid to push the ball in there, and they’re almost like a touchdown check-down kind of team. They throw shots all the time – in the pocket, out of the pocket – they’ll drop screens down to everybody. They have tremendous – I think they have playmakers out there. They have good backs that can line up as wide receivers, so they throw a lot of slants. They have an offense that’s designed for what [Mayfield] does well, and they run it very well.”

**Big picture, are you happier to play a team that’s still really playing hard at this point in the season, rather than, say, a 3-12 team? (Stan Charles)** “I haven’t even thought about that. I wouldn’t even have that answer. We’re playing the Browns this week, and they’re very good. It’s going to be a hotly-contested rivalry game at the end of the year. We’ve been in these before, as you know, and that’s our challenge.”

**I know most of yesterday was probably preparation for the Browns. How much were you able to watch the Steelers vs. Saints game, though? (Jamison Hensley)** “I watched most of that game, yes.” (Reporter: “Were you quite pleased towards the end of the game?”) “I don’t root. We just see what the... Whatever is going to happen is going to happen. If you get all emotionally caught up in all those kinds of things, they drive you crazy. I don’t know how people even watch these games in this league. (laughter) It’s just too crazy.”

**Now that you’re a couple days removed from it, have you reflected on what the teams’ announcement Friday that you’d be back next season has meant to you? (Aaron Kasinitz)** “No, I haven’t.”

**Do you think it’s a non-story? Because, the team announced it on a Friday night right before your biggest game of the year, and it was a big deal to a lot of people. (Jerry Coleman)** “I think it’s a non-story. I think it’s just... We’re just trying to win football games. We’ve kept it simple, kept it about football. Everybody is on a one-year deal. You’re on a one-week deal, as far as I’m concerned, in this league, players and coaches. That’s how we are. We get that. Players and coaches understand that. We don’t think too much about all of that. You try to go out and do your best the very next game, have the best day you can have, and that’s how we look at it. So, all that stuff is really not something that you dwell on or think about. There are a few other things to think about.”

**There was talk that a comedian broke the news to the players. Was it part of a joke, or were they taking it seriously? (Jerry Coleman)** “It was part of his act. I mean, he just threw it into his act there. It was very funny how he did it. I wouldn’t want to risk embarrassing myself up here explaining how he did it. I don’t have that kind of talent, but it was great. We had a guy who was great – he’s kind of become a friend. He was just really funny with all the guys – did a great job. He threw it in there and everybody got a big kick out of it – to my expense and Steve’s [Bisciotti] expense, so that was OK.”

**Do you have a message to the fans? This is the first game in a long time the fans are really looking forward to a game and pack the place and be like the old days four or five years ago. (Stan Charles)** “I love our fans. I’m looking forward to it. I look forward to it every time we get to M&T Bank Stadium – I can’t wait. You drive up to that place, it’s beautiful, you see the people out there tailgating and excited. I’ve never seen a fan in there who’s not excited for the game. Every time we go in there, the fans there are loud, they’re into it, they’re having fun, they’re laughing, they yell at us – and most of the time it’s really positive what they say. Our fans are like that. It’s a little different than other stadiums that way. They don’t get too negative. They want to see us do well – that’s what I love about our fans. Yes, I’m looking forward to it. I can’t wait.”

**After the game, S Eric Weddle said the Ravens are a team that no team really wants to face. Is this a formula that really – since it’s so unique – might give other teams problems? It has: strong defense, running game, which is pretty much anti-NFL right now. (David Ginsburg)** “Well, you hope so. I mean, any time you put something together you hope it’s going to be tough



on your opponent. That's the whole idea is to impose your will upon your opponent however you can do it based on what your personnel is, and how you want to play and what your fundamental beliefs are. In Baltimore, our coaching staff, our players, our whole organization ... You look at [general manager and executive vice president] Ozzie [Newsome] – I think we all have a certain vision for how we like to play the game. And that is also built around the players' talents and their gifts. You have to be able to adapt your strategy to your players. Those are the guys who out there playing the game and making the plays. So, we've tried to do that, but still built around our core beliefs and principles about how the game should be played and won – how you win games. That's what we're trying to do – I think you see it. It's pretty clear what we're trying to do and just kind of roll with that and see what happens."

**I think there's a stat that QB Lamar Jackson has the second-best passer rating in the league when trailing. What do you attribute that success to? (Aaron Kasinitz)** "That's a great stat, man! I don't know, because I don't care, and I haven't thought about it. It's really irrelevant to us, but it's great for you guys to look at and study. I love that. I will be looking forward to reading about it, too – what you think – because it'll be interesting. But, seriously, it just doesn't matter to us. I don't mean to downplay it, because it probably says that, 'Hey, Lamar can bring you back and makes plays just like the other guys do.' But I look at it from a team aspect. I mean it's him, but it's the other guys [too]. I'm sure guys are making catches, and we're making runs. It's team football. We're a team."

**You guys have been practicing since July. How impressive is it for your defense to be able to fly around like that so late in the season, and keep the momentum going even though they've practiced probably longer than any team in the NFL? (Todd Karpovich)** "That's a great point. I'm glad you brought it up. It's very impressive, and it's a credit to the players, to the strength coaches, to the coaches and to everything. But it's mainly a credit to the players. Our guys have worked very hard. Our guys get in that weight room, our guys get out in practice, they run around ... We practice. They run around and practice hard, and I think we have a lot of calluses built up. I think we're in great shape, and that shows up in December."

**Along those same lines, how important was the tackling on Saturday? The Chargers have a lot of quick players. Do you think that was a key factor in the end, especially on defense with your ability to get people down in the open-field? (Jeff Zrebiec)** "Right, absolutely. That's been really important all the way through here: The fact that we're running to the ball and we're able to play physical, we're able to get off blocks. But I think the effort that our players play with is at a very, very high level. They deserve a lot of credit for that."

**TE Mark Andrews seems like he's been consistent from start to finish this year. Your young players seem to not be hitting the so-called "rookie wall." Would you agree with that and what would you attribute that to? (Cliff Brown)** "[No], because the rookie wall is a phantom. It's a mirage. It's a figment of your imagination or whoever thinks there is a rookie wall. The only walls in life are the ones we build ourselves. If there's a wall, we're climbing over it or getting around it, whatever. There's no wall. You have a day. You get a good 10-hour sleep, you're fresh and ready to go the next day. For an athlete – you need at least eight hours for a normal person – an athlete needs 10 hours of sleep: Get in bed, get ready to go and have a great day. Let's go. That's true for a rookie or a veteran. What difference does it make? That's my theory; I'm sticking with it." (laughter) (Reporter: "How many hours of sleep do you get?") (laughter) "Enough, I guess. Plenty, plenty! Good! We're doing good. I get lots of sleep. Our staff does a great job. It's a team effort, man."

**Back in September you said you were happy to see WR Breshad Perriman get a fresh start. I guess to see him catch on in Cleveland and really produce these past couple weeks, how much have you seen of that and what have you seen from him? (Jonas Shaffer)** "That's a very good observation. Breshad's playing very well. He's made numerous big plays, he's playing fast, doing a great job. He's going to be a factor that we have to contend with for sure with our defense. He's bringing what you always expected him to be able to bring to the table. He's found that there in the last few weeks, and they've done a good job with him."



# ALPHABETICAL ROSTER

As of Dec. 24

No.	Name	Pos.	Ht.	Wt.	Birthdate	Exp.	College	Hometown
37	Allen, Javorius	RB	6-0	218	8/27/91	4	Southern California	Miccosukee, FL
89	Andrews, Mark	TE	6-4	256	9/6/95	R	Oklahoma	Scottsdale, AZ
28	Averett, Anthony	CB	5-11	178	11/30/94	R	Alabama	Woodbury, NJ
49	Board, Chris	LB	6-2	229	7/23/95	R	North Dakota State	Orlando, FL
54	Bowser, Tyus	OLB	6-3	242	5/23/95	2	Houston	Tyler, TX
86	Boyle, Nick	TE	6-4	270	2/17/93	4	Delaware	Sussex, NJ
77	Bozeman, Bradley	C	6-3	317	11/24/94	R	Alabama	Roanoke, AL
78	Brown Jr., Orlando	T	6-8	345	5/2/96	R	Oklahoma	Baltimore, MD
13	Brown, John	WR	5-11	178	4/3/90	5	Pittsburg State	Homestead, FL
26	Canady, Maurice	CB	6-1	193	5/26/94	3	Virginia	Richmond, VA
24	Carr, Brandon	CB	6-0	210	5/19/86	11	Grand Valley State	Flint, MI
36	Clark, Chuck	S	6-0	205	4/19/95	2	Virginia Tech	Suffolk, VA
46	Cox, Morgan	LS	6-4	235	4/26/86	9	Tennessee	Collierville, TN
15	Crabtree, Michael	WR	6-1	215	9/14/87	10	Texas Tech	Dallas, TX
30	Dixon, Kenneth	RB	5-10	228	1/21/94	3	Louisiana Tech	Strong, AR
35	Edwards, Gus	RB	6-1	238	4/13/95	R	Rutgers	Staten Island, NY
71	Eluemunor, Jermaine	G/T	6-4	335	12/13/94	2	Texas A&M	London, England
5	Flacco, Joe	QB	6-6	245	1/16/85	11	Delaware	Audubon, NJ
3	Griffin III, Robert	QB	6-2	213	2/12/90	6	Baylor	Copperas Cove, TX
29	Humphrey, Marlon	CB	6-0	197	7/8/96	2	Alabama	Hoover, AL
81	Hurst, Hayden	TE	6-4	245	8/24/93	R	South Carolina	Jacksonville, FL
74	Hurst, James	G/T	6-5	310	12/17/91	5	North Carolina	Plainfield, IN
8	Jackson, Lamar	QB	6-2	212	1/7/97	R	Louisville	Pompano Beach, FL
23	Jefferson, Tony	S	5-11	211	1/27/92	6	Oklahoma	Chula Vista, CA
27	Jones, Cyrus	CB/RS	5-10	200	11/29/93	3	Alabama	Baltimore, MD
99	Judon, Matthew	OLB	6-3	261	8/15/92	3	Grand Valley State	West Bloomfield, MI
4	Koch, Sam	P	6-1	222	8/13/82	13	Nebraska	Seward, NE
17	Lasley, Jordan	WR/RS	6-1	213	11/13/96	R	UCLA	Compton, CA
41	Levine Sr., Anthony	DB/LB	5-11	207	3/27/87	7	Tennessee State	Abbeville, LA
72	Lewis, Alex	G/T	6-6	305	4/21/92	3	Nebraska	Tempe, AZ
88	Montgomery, TY	RB/WR	6-0	216	1/22/93	4	Stanford	Jackson, MS
10	Moore, Chris	WR/RS	6-1	200	6/16/93	3	Cincinnati	Tampa, FL
57	Mosley, C.J.	ILB	6-2	250	6/19/92	5	Alabama	Mobile, AL
48	Onwuasor, Patrick	ILB	6-0	227	8/22/92	3	Portland State	Inglewood, CA
97	Pierce, Michael	DT	6-0	340	11/6/92	3	Samford	Daphne, AL
42	Ricard, Patrick	FB/DL	6-3	311	5/27/94	2	Maine	Spencer, MA
95	Sieler, Zach	DT	6-6	290	9/7/95	R	Ferris State	Pinckney, MI
68	Skura, Matt	G/C	6-3	313	2/17/93	2	Duke	Columbus, OH
22	Smith, Jimmy	CB	6-2	210	7/26/88	8	Colorado	Colton, CA
90	Smith, Za'Darius	OLB	6-4	272	9/8/92	4	Kentucky	Greenville, AL
83	Snead IV, Willie	WR/RS	5-11	205	10/17/92	4	Ball State	Muskegon (MI)
79	Stanley, Ronnie	T	6-6	315	3/18/94	3	Notre Dame	Las Vegas, NV
55	Suggs, Terrell	OLB	6-3	265	10/11/82	16	Arizona State	Chandler, AZ
9	Tucker, Justin	K	6-1	183	11/21/89	7	Texas	Austin, TX
96	Urban, Brent	DE	6-7	300	5/5/91	5	Virginia	Mississauga, ON, CAN
32	Weddle, Eric	S	5-11	195	1/4/85	12	Utah	Alta Loma, CA
98	Williams, Brandon	DT	6-1	336	2/21/89	6	Missouri Southern St.	Kirkwood, MO
87	Williams, Maxx	TE	6-4	252	4/12/94	4	Minnesota	Waconia, MN
56	Williams, Tim	OLB	6-3	252	11/12/93	2	Alabama	Baton Rouge, LA
93	Wormley, Chris	DE	6-5	300	10/25/93	2	Michigan	Toledo, OH
73	Yanda, Marshal	G/T	6-3	305	9/15/84	12	Iowa	Anamosa, IA
40	Young, Kenny	LB	6-1	234	11/15/94	R	UCLA	Boutte, LA
25	Young, Tavon	CB	5-9	185	3/14/94	3	Temple	Oxon Hill, MD

## Practice Squad

63	Amichia, Kofi	G	6-3	304	7/29/94	1	South Florida	East Point, GA
60	Crecelius, Randin	G/T	6-5	300	8/5/96	R	Portland State	Lake Stevens, WA
31	Daniel, Robertson	CB	6-1	209	10/1/91	1	Brigham Young	San Jose, CA
39	Ervin, Tyler	RB	5-10	182	10/7/93	3	San Jose State	San Bernardino, CA
45	Ezeala, Christopher (IPP)	FB	5-11	248	9/19/95	R	German Football League	Munich, Germany
84	Grant, Janarion	WR/RS	5-10	173	11/20/93	R	Rutgers	Trilby, FL
33	Jackson, Bennett	CB	6-0	192	9/16/91	2	Notre Dame	Hazlet, NJ
58	Jones, Alvin	ILB	5-10	231	12/2/94	R	UTEP	El Paso, TX
82	Keizer, Nick	TE	6-4	251	5/2/95	R	Grand Valley State	Portage, MI
70	Rodgers, Jake	T	6-6	320	9/10/91	2	Eastern Washington	Spokane, WA
14	White, Tim	WR/RS	5-10	175	7/15/94	2	Arizona State	Los Angeles, CA

## Non-Football Injury List

6	Vedvik, Kaare	P/K	6-3	210	3/16/94	R	Marshall	Stavanger, Norway
---	---------------	-----	-----	-----	---------	---	----------	-------------------

## Injured Reserve

34	Collins, Alex	RB	5-10	208	8/26/94	3	Arkansas	Ft. Lauderdale, FL
21	Elliott, DeShon	S	6-0	210	4/21/97	R	Texas	Dallas, TX
69	Henry, Willie	DT	6-3	291	3/20/94	3	Michigan	Cleveland, OH
38	Jean-Baptiste, Stanley	CB	6-3	216	4/12/90	3	Nebraska	Miami, FL
12	Scott, Jaleel	WR	6-5	210	2/23/95	R	New Mexico State	Rock Hill, SC
64	Senat, Greg	T	6-6	305	9/8/94	R	Wagner	Elmont, NY
47	Turner, De'Lance	RB	5-11	214	8/23/95	R	Alcorn State	McClain, MS

## Physically Unable to Perform

16	Adeboyejo, Quincy	WR	6-3	200	5/26/95	1	Mississippi	Cedar Hill, TX
53	Bradley, Bam	ILB	5-11	232	6/26/94	2	Pittsburgh	Trotwood, OH
43	Hill, Jaylen	CB	5-10	175	5/26/94	2	Jacksonville State	Marietta, GA

# NUMERICAL ROSTER

As of Dec. 24

No.	Name	Pos.	Ht.	Wt.	Birthdate	Exp.	College	How Acq.	-----2018 Games-----			
									P	S	DNP	INA
3	Robert Griffin III	QB	6-2	213	2/12/90	6	Baylor	FA '18	3	0	1	11
4	Sam Koch	P	6-1	222	8/13/82	13	Nebraska	D6a '06	15	0	0	0
5	Joe Flacco	QB	6-6	245	1/16/85	11	Delaware	D1 '08	9	9	2	4
8	Lamar Jackson	QB	6-2	212	1/7/97	R	Louisville	D1b '18	15	6	0	0
9	Justin Tucker	K	6-1	183	11/21/89	7	Texas	FA '12	15	0	0	0
10	Chris Moore	WR/RS	6-1	200	6/16/93	3	Cincinnati	D4b '16	15	0	0	0
13	John Brown	WR	5-11	178	4/3/90	5	Pittsburg State	UFA (ARI) '18	15	14	0	0
15	Michael Crabtree	WR	6-1	215	9/14/87	10	Texas Tech	FA '18	15	15	0	0
17	Jordan Lasley	WR/RS	6-1	213	11/13/96	R	UCLA	D5 '18	0	0	0	15
22	Jimmy Smith	CB	6-2	210	7/26/88	8	Colorado	D1 '11	11	9	0	0
23	Tony Jefferson	S	5-11	211	1/27/92	6	Oklahoma	UFA (ARI) '17	13	13	0	2
24	Brandon Carr	CB	6-0	210	5/19/86	11	Grand Valley State	UFA (DAL) '17	15	15	0	0
25	Tavon Young	CB	5-9	185	3/14/94	3	Temple	D4a '16	14	6	0	1
26	Maurice Canady	CB	6-1	193	5/26/94	3	Virginia	D6b '16	6	0	0	2
27	Cyrus Jones	CB/RS	5-10	200	11/29/93	3	Alabama	WAV (NE) '18	10	0	0	0
28	Anthony Averett	CB	5-11	178	11/30/94	R	Alabama	D4a '18	10	0	0	5
29	Marlon Humphrey	CB	6-0	197	7/8/96	2	Alabama	D1 '17	13	7	0	2
30	Kenneth Dixon	RB	5-10	228	1/21/94	3	Louisiana Tech	D4e '16	5	0	0	0
32	Eric Weddle	S	5-11	195	1/4/85	12	Utah	UFA (SD) '16	15	15	0	0
35	Gus Edwards	RB	6-1	238	4/13/95	R	Rutgers	FA '18	10	5	0	0
36	Chuck Clark	S	6-0	205	4/19/95	2	Virginia Tech	D6 '17	15	1	0	0
37	Javorius Allen	RB	6-0	218	8/27/91	4	Southern California	D4b '15	14	0	0	1
40	Kenny Young	LB	6-1	234	11/15/94	R	UCLA	D4b '18	15	3	0	0
41	Anthony Levine Sr.	DB/LB	5-11	207	3/27/87	7	Tennessee State	FA '12	15	1	0	0
42	Patrick Ricard	FB/DL	6-3	311	5/27/94	2	Maine	FA '17	10	2	0	5
46	Morgan Cox	LS	6-4	235	4/26/86	9	Tennessee	FA '10	15	0	0	0
48	Patrick Onwuasor	ILB	6-0	227	8/22/92	3	Portland State	FA '16	15	11	0	0
49	Chris Board	LB	6-2	229	7/23/95	R	North Dakota State	FA '18	15	0	0	0
54	Tyus Bowser	OLB	6-3	242	5/23/95	2	Houston	D2 '17	14	0	0	1
55	Terrell Suggs	OLB	6-3	265	10/11/82	16	Arizona State	D1a '03	15	15	0	0
56	Tim Williams	OLB	6-3	252	11/12/93	2	Alabama	D3b '17	7	0	0	8
57	C.J. Mosley	ILB	6-2	250	6/19/92	5	Alabama	D1 '14	14	14	0	1
68	Matt Skura	G/C	6-3	313	2/17/93	2	Duke	FA '16	15	15	0	0
71	Jermaine Eluemunor	G/T	6-4	335	12/13/94	2	Texas A&M	D5 '17	8	1	0	2
72	Alex Lewis	G/T	6-6	305	4/21/92	3	Nebraska	D4c '16	10	10	0	5
73	Marshal Yanda	G/T	6-3	305	9/15/84	12	Iowa	D3b '07	15	15	0	0
74	James Hurst	G/T	6-5	310	12/17/91	5	North Carolina	FA '14	9	9	0	6
77	Bradley Bozeman	C	6-5	317	11/24/94	R	Alabama	D6c '18	13	1	2	0
78	Orlando Brown Jr.	T	6-8	345	5/2/96	R	Oklahoma	D3a '18	15	9	0	0
79	Ronnie Stanley	T	6-6	315	3/18/94	3	Notre Dame	D1 '16	14	14	0	1
81	Hayden Hurst	TE	6-4	245	8/24/93	R	South Carolina	D1a '18	11	0	0	4
83	Willie Snead IV	WR/RS	5-11	205	10/17/92	4	Ball State	RFA (NO) '18	15	9	0	0
86	Nick Boyle	TE	6-4	270	2/17/93	4	Delaware	D5a '15	15	12	0	0
87	Maxx Williams	TE	6-4	252	4/12/94	4	Minnesota	D2 '15	12	6	0	3
88	Ty Montgomery	RB/WR	6-0	216	1/22/93	4	Stanford	TR (GB) '18	12	0	0	2
89	Mark Andrews	TE	6-5	256	9/6/95	R	Oklahoma	D3b '18	15	3	0	0
90	Za'Darius Smith	OLB	6-4	272	9/8/92	4	Kentucky	D4a '15	15	7	0	0
93	Chris Wormley	DE	6-5	300	10/25/93	2	Michigan	D3a '17	15	6	0	0
95	Zach Sieler	DT	6-6	290	9/7/95	R	Ferris State	D7 '18	2	0	0	13
96	Brent Urban	DE	6-7	300	5/5/91	5	Virginia	D4a '14	15	15	0	0
97	Michael Pierce	DT	6-0	340	11/6/92	3	Samford	FA '16	13	2	0	2
98	Brandon Williams	DT	6-1	336	2/21/89	6	Missouri Southern St.	D3 '13	15	15	0	0
99	Matthew Judon	OLB	6-3	261	8/15/92	3	Grand Valley State	D5 '16	15	8	0	0
<b>Practice Squad</b>												
14	Tim White	WR/RS	5-10	175	7/15/94	2	Arizona State	FA '17	3	0	0	0
31	Robertson Daniel	CB	6-0	209	10/1/91	1	Brigham Young	FA '18	1	0	0	0
33	Bennett Jackson	CB	6-0	192	9/16/91	2	Notre Dame	FA '18	0	0	0	0
39	Tyler Ervin	RB	5-10	182	10/7/93	3	San Jose State	FA '18	9	0	0	0
45	Christopher Ezeala (IPP)	FB	5-11	248	9/19/95	R	German Football League	IPP '18	0	0	0	0
58	Alvin Jones	ILB	5-10	231	12/2/94	R	UTEP	FA '18	0	0	0	0
60	Randin Crecelius	G/T	6-5	300	8/5/96	R	Portland State	FA '18	0	0	0	0
63	Kofi Amichia	G	6-3	304	7/29/94	1	South Florida	FA '18	0	0	0	0
70	Jake Rodgers	T	6-6	320	9/10/91	2	Eastern Washington	FA '18	0	0	0	0
82	Nick Keizer	TE	6-4	251	5/2/95	R	Grand Valley State	FA '18	0	0	0	0
84	Janarion Grant	WR/RS	5-10	173	11/20/93	R	Rutgers	FA '18	2	0	0	0
<b>Non-Football Injury List</b>												
6	Kaare Vedvik	P/K	6-3	210	3/16/94	R	Marshall	FA '18	0	0	0	0
<b>Injured Reserve</b>												
12	Jaleel Scott	WR	6-5	210	2/23/95	R	New Mexico State	D4c '18	0	0	0	0
21	DeShon Elliott	S	6-1	210	4/21/97	R	Texas	D6a '18	0	0	0	0
34	Alex Collins	RB	5-10	208	8/26/94	3	Arkansas	FA '17	10	10	0	1
38	Stanley Jean-Baptiste	CB	6-3	216	4/12/90	3	Nebraska	FA '17	0	0	0	0
47	De'Lance Turner	RB	5-11	214	8/23/95	R	Alcorn State	FA '18	4	0	0	0
64	Greg Senat	T	6-6	305	9/8/94	R	Wagner	D6b '18	0	0	0	0
69	Willie Henry	DT	6-3	291	3/20/94	3	Michigan	D4d '16	3	0	0	4
<b>Physically Unable to Perform</b>												
16	Quincy Adebeyejo	WR	6-3	200	5/26/95	1	Mississippi	FA '17	0	0	0	0
43	Jaylen Hill	CB	5-10	175	5/26/94	2	Jacksonville State	FA '17	0	0	0	0
53	Bam Bradley	ILB	5-11	232	6/26/94	2	Pittsburgh	FA '17	0	0	0	0



# POSITIONAL ROSTER

As of Dec. 24

## QUARTERBACKS

3	Robert Griffin III	.QB
5	Joe Flacco	.QB
8	Lamar Jackson	.QB

## WIDE RECEIVERS

10	Chris Moore	WR/RS
13	John Brown	WR
15	Michael Crabtree	WR
17	Jordan Lasley	WR/RS
83	Willie Snead IV.	WR/RS

## RUNNING BACKS

30	Kenneth Dixon	RB
35	Gus Edwards	RB
37	Javorius Allen	RB
88	Ty Montgomery	RB/WR

## TIGHT ENDS

81	Hayden Hurst	TE
86	Nick Boyle	TE
87	Maxx Williams	TE
89	Mark Andrews	TE

## OFFENSIVE LINE

68	Matt Skura	G/C
71	Jermaine Eluemunor	G/T
72	Alex Lewis	G/T
73	Marshal Yanda	G/T
74	James Hurst	G/T
77	Bradley Bozeman	C
78	Orlando Brown Jr.	T
79	Ronnie Stanley	T

## SPECIALISTS

4	Sam Koch	.P
9	Justin Tucker	.K
46	Morgan Cox	LS

## SECONDARY

22	Jimmy Smith	CB
23	Tony Jefferson	.S
24	Brandon Carr	CB
25	Tavon Young	CB
26	Maurice Canady	CB
27	Cyrus Jones	CB/RS
28	Anthony Averett	CB
29	Marlon Humphrey	CB
32	Eric Weddle	.S
36	Chuck Clark	.S
41	Anthony Levine Sr.	DB/LB

## LINEBACKERS

40	Kenny Young	.LB
48	Patrick Onwuasor	.ILB
49	Chris Board	.LB
54	Tyus Bowser	OLB
55	Terrell Suggs	OLB
56	Tim Williams	OLB
57	C.J. Mosley	.ILB
90	Za'Darius Smith	OLB
99	Matthew Judon	OLB

## DEFENSIVE LINE

42	Patrick Ricard	FB/DL
93	Chris Wormley	.DE
95	Zach Sieler	.DT
96	Brent Urban	.DE
97	Michael Pierce	.DT
98	Brandon Williams	.DT

## PRACTICE SQUAD

14	Tim White	WR/RS
31	Robertson Daniel	CB
33	Bennett Jackson	CB
39	Tyler Ervin	RB
45	Christopher Ezeala (IPP)	FB
58	Alvin Jones	.ILB
60	Randin Crecelius	G/T
63	Kofi Amichia	G
70	Jake Rodgers	.T
82	Nick Keizer	.TE
84	Janarion Grant	WR/RS

## INJURED RESERVE

12	Jaleel Scott	WR
21	DeShon Elliott	.S
34	Alex Collins	RB
38	Stanley Jean-Baptiste	CB
47	De'Lance Turner	RB
64	Greg Senat	.T
69	Willie Henry	.DT

## PHYSICALLY UNABLE TO PERFORM (PUP)

16	Quincy Adeboyejo	WR
43	Jaylen Hill	CB
53	Bam Bradley	.ILB

## NON-FOOTBALL INJURY LIST

6	Kaare Vedvik	P/K
---	--------------	-----



# 2018 COACHING STAFF

John Harbaugh . . . . . Head Coach  
 Jerry Rosburg . . . . . Special Teams Coord. / Assc. Head Coach  
 Don Martindale . . . . . Defensive Coordinator  
 Marty Mornhinweg . . . . . Offensive Coordinator  
 Greg Roman . . . . . Assistant Head Coach / Tight Ends Coach  
 Richard Angulo . . . . . Assistant Offensive Line Coach  
 Juney Barnett . . . . . Assistant Strength & Conditioning Coach  
 Andy Bischoff . . . . . Offensive Assistant / TEs  
 Randy Brown . . . . . Specialists Coach  
 Joe Cullen . . . . . Defensive Line Coach  
 Joe D'Alessandris . . . . . Offensive Line Coach

Bobby Engram . . . . . Wide Receivers Coach  
 Thomas Hammock . . . . . Running Backs Coach  
 Chris Hewitt . . . . . Secondary Coach  
 Chris Horton . . . . . Assistant Special Teams Coach  
 Sterling Lucas . . . . . Quality Control - Defense  
 Mike Macdonald . . . . . Linebackers Coach  
 Steve Saunders . . . . . Head Strength & Conditioning Coach  
 James Urban . . . . . Quarterbacks Coach  
 Craig Ver Steeg . . . . . Senior Offensive Assistant  
 Matt Weiss . . . . . Football Strategy Coordinator / WRs  
 Drew Wilkins . . . . . Assistant Defensive Line / OLBs



# DEPTH CHART

Updated by Ravens PR on Dec. 24

## OFFENSE

WR	83	Willie Snead IV	10	Chris Moore		
WR	15	Michael Crabtree	<u>17</u>	<u>Jordan Lasley</u>		
WR	13	John Brown				
LT	79	Ronnie Stanley	74	James Hurst	71	Jermaine Eluemunor
LG	72	Alex Lewis*	74	James Hurst	<u>77</u>	<u>Bradley Bozeman</u>
C	68	Matt Skura	72	Alex Lewis*	<u>77</u>	<u>Bradley Bozeman</u>
RG	73	Marshal Yanda	74	James Hurst	<u>77</u>	<u>Bradley Bozeman</u>
RT	<u>78</u>	<u>Orlando Brown Jr.</u>	74	James Hurst	71	Jermaine Eluemunor
TE	86	Nick Boyle	<u>81</u>	<u>Hayden Hurst</u>	<u>89</u>	<u>Mark Andrews</u> 87 Maxx Williams
QB	8	<u>Lamar Jackson</u>	5	Joe Flacco	3	Robert Griffin III
RB	<u>35</u>	<u>Gus Edwards</u>	30	Kenneth Dixon	37	Javorius Allen      88 Ty Montgomery (RB/WR) 42 Patrick Ricard (FB)

## DEFENSE

DT	97	Michael Pierce	42	Patrick Ricard		
NT	98	Brandon Williams	93	Chris Wormley		
DE	96	Brent Urban	<u>95</u>	<u>Zach Sieler</u>		
RUSH	55	Terrell Suggs	90	Za'Darius Smith	56	Tim Williams
MLB	57	C.J. Mosley	<u>49</u>	<u>Chris Board</u>		
WLB	48	Patrick Onwuasor	<u>40</u>	<u>Kenny Young</u>		
SAM	99	Matthew Judon	54	Tyus Bowser		
LCB	24	Brandon Carr	22	Jimmy Smith	<u>28</u>	<u>Anthony Averett</u>
SS	23	Tony Jefferson	41	Anthony Levine Sr.		
FS	32	Eric Weddle	36	Chuck Clark		
RCB	29	Marlon Humphrey	25	Tavon Young	26	Maurice Canady      27 Cyrus Jones

## SPECIAL TEAMS

P	4	Sam Koch				
K	9	Justin Tucker				
H	4	Sam Koch				
LS	46	Morgan Cox				
KOR	10	Chris Moore	83	Willie Snead IV	<u>17</u>	<u>Jordan Lasley</u>
PR	27	Cyrus Jones	83	Willie Snead IV	<u>17</u>	<u>Jordan Lasley</u>

All Rookies Underlined      \*Missed last game with injury

## PRONUNCIATIONS

**PLAYERS:** Quincy Adebeyejo (add-ah-BOY-joe); Javorius Allen (juh-VAR-us); Anthony Averett (AY-vrett); Maurice Canady (CAN-uh-dee); Randin Crecelius (cruh-SILL-ee-us); Jermaine Eluemunor (EE-lew-mun-or); Chris Ezeala (ee-ZAH-lah); Janarion Grant (juh-NAIR-ee-on); Stanley Jean-Baptiste (GENE bap-TEEST); Sam Koch (Cook); Anthony Levine Sr. (luh-VEEN); Patrick Onwuasor (oh-WAH-so); Greg Senat (suh-NOT); Zach Sieler (SEE-ler); Matt Skura (SKUR-uh); Za'Darius Smith (zuh-DARE-ee-us); Marshal Yanda (YAWN-da); Kaare Vedvik (CORE-ee, VED-vick); Tavon Young (TAY-von) **COACHES:** Richard Angulo (an-GOO-low); Andy Bischoff (BISH-off); Joe D'Alessandris (dell-ah-SAN-dress); Marty Mornhinweg (MORE-ning-wig); Craig Ver Steeg (ver-STEGG)



# HOW THE RAVENS ARE BUILT

## BY YEAR SIGNED

YEAR	PLAYER	ACQ.
2003	OLB Terrell Suggs	D1a
2006	P Sam Koch	D6a
2007	G/T Marshal Yanda	D3b
2008	QB Joe Flacco	D1
2010	LS Morgan Cox	RFA
2011	CB Jimmy Smith	D1
2012	DB/LB Anthony Levine Sr. K Justin Tucker	FA RFA
2013	DT Brandon Williams	D3
2014	OL James Hurst LB C.J. Mosley DE Brent Urban	RFA D1 D4a
2015	RB Javorius Allen TE Nick Boyle OLB Za'Darius Smith TE Maxx Williams	D4b D5a D4a D2
2016	CB Maurice Canady RB Kenneth Dixon DT Willie Henry [Injured Reserve] OLB Matthew Judon G/T Alex Lewis WR Chris Moore ILB Patrick Onwuasor DT Michael Pierce G/C Matt Skura T Ronnie Stanley S Eric Weddle CB Tavon Young	D6b D4e D4d D5 D4c D4b RFA RFA FA D1 UFA (SD) D4a
2017	WR Quincy Adeboyejo [PUP List] OLB Tyus Bowser LB Bam Bradley [PUP List] CB Brandon Carr S Chuck Clark RB Alex Collins [Injured Reserve] G/T Jermaine Eluemunor CB Jaylen Hill [PUP List] CB Marlon Humphrey CB Stanley Jean-Baptiste [Injured Reserve] S Tony Jefferson FB/DL Patrick Ricard OLB Tim Williams DE Chris Wormley	RFA D2 RFA UFA (Dal.) D6 FA D5 RFA D1 FA UFA (Ari.) RFA D3b D3a
2018	TE Mark Andrews CB Anthony Averett LB Chris Board C Bradley Bozeman WR John Brown T Orlando Brown Jr. WR Michael Crabtree RB Gus Edwards S DeShon Elliott [Injured Reserve] QB Robert Griffin III TE Hayden Hurst QB Lamar Jackson CB/RS Cyrus Jones WR Jordan Lasley RB/WR Ty Montgomery WR Jaleel Scott [Injured Reserve] T Greg Senat [Injured Reserve] DT Zach Sieler WR Willie Snead IV RB De'Lance Turner [Injured Reserve] P/K Kaare Vedvik [Non-Football Injury List] LB Kenny Young	D3b D4a RFA D6c FA D3a FA RFA D6a FA D1a D1b WAV (NE) D5 TR (GB) D4c D6b D7 Res. FA (NO) RF RFA D4b

## BY DRAFT ROUND

1st ROUND (10)	TEAM	YEAR
OLB Terrell Suggs	Baltimore	2003 (10th)
QB Joe Flacco	Baltimore	2008 (18th)
WR Michael Crabtree	San Francisco	2009 (10th)
CB Jimmy Smith	Baltimore	2011 (27th)
QB Robert Griffin III	Washington	2012 (2nd)
LB C.J. Mosley	Baltimore	2014 (17th)
T Ronnie Stanley	Baltimore	2016 (6th)
CB Marlon Humphrey	Baltimore	2017 (16th)
TE Hayden Hurst	Baltimore	2018 (21st)
QB Lamar Jackson	Baltimore	2018 (32nd)
2nd ROUND (5)		
S Eric Weddle	San Diego	2007
CB Stanley Jean-Baptiste [Injured Reserve]	New Orleans	2014
TE Maxx Williams	Baltimore	2015
CB/RS Cyrus Jones	New England	2016
OLB Tyus Bowser	Baltimore	2017
3rd ROUND (8)		
G/T Marshal Yanda	Baltimore	2007
DT Brandon Williams	Baltimore	2013
WR John Brown	Arizona	2014
RB/WR Ty Montgomery	Green Bay	2015
OLB Tim Williams	Baltimore	2017
DE Chris Wormley	Baltimore	2017
TE Mark Andrews	Baltimore	2018
T Orlando Brown Jr.	Baltimore	2018
4th ROUND (11)		
DE Brent Urban	Baltimore	2014
RB Javorius Allen	Baltimore	2015
OLB Za'Darius Smith	Baltimore	2015
DT Willie Henry [Injured Reserve]	Baltimore	2016
RB Kenneth Dixon	Baltimore	2016
G/T Alex Lewis	Baltimore	2016
WR Chris Moore	Baltimore	2016
CB Tavon Young	Baltimore	2016
CB Anthony Averett	Baltimore	2018
WR Jaleel Scott [Injured Reserve]	Baltimore	2018
LB Kenny Young	Baltimore	2018
5th ROUND (6)		
CB Brandon Carr	Kansas City	2008
TE Nick Boyle	Baltimore	2015
RB Alex Collins [Injured Reserve]	Seattle	2016
OLB Matthew Judon	Baltimore	2016
G/T Jermaine Eluemunor	Baltimore	2017
WR Jordan Lasley	Baltimore	2018
6th ROUND (6)		
P Sam Koch	Baltimore	2006
CB Maurice Canady	Baltimore	2016
S Chuck Clark	Baltimore	2017
C Bradley Bozeman	Baltimore	2018
S DeShon Elliott [Injured Reserve]	Baltimore	2018
T Greg Senat [Injured Reserve]	Baltimore	2018
7th ROUND (1)		
DT Zach Sieler	Baltimore	2018
UNDRAFTED (17)		
LS Morgan Cox	Baltimore	2010
DB Anthony Levine Sr.	Green Bay	2010
K Justin Tucker	Baltimore	2012
S Tony Jefferson	Arizona	2013
OL James Hurst	Baltimore	2014
WR Willie Snead IV	Cleveland	2014
ILB Patrick Onwuasor	Baltimore	2016
DT Michael Pierce	Baltimore	2016
G/C Matt Skura	Baltimore	2016
WR Quincy Adeboyejo [PUP]	Baltimore	2017
LB Bam Bradley [PUP]	Baltimore	2017
CB Jaylen Hill [PUP]	Baltimore	2017
FB/DL Patrick Ricard	Baltimore	2017
LB Chris Board	Baltimore	2018
RB Gus Edwards	Baltimore	2018
RB De'Lance Turner [Injured Reserve]	Baltimore	2018
P/K Kaare Vedvik [Non-Football Injury List]	Baltimore	2018





# GAME-BY-GAME STARTERS

## OFFENSE

GAME	WR	LT	LG	C	RG	RT	TE	WR	QB	RB	WR	OTHER
Sept. 9 vs. Buffalo	Crabtree	Stanley	Lewis	Skura	Yanda	J. Hurst	Boyle	J. Brown	Flacco	Collins	M. Williams (TE)	n/a
Sept. 13 at Cincinnati	Crabtree	Stanley	Lewis	Skura	Yanda	J. Hurst	<b>Andrews</b>	J. Brown	Flacco	Collins	Snead IV	n/a
Sept. 23 vs. Denver	Crabtree	Stanley	Lewis	Skura	Yanda	J. Hurst	Boyle	J. Brown	Flacco	Collins	M. Williams (TE)	n/a
Sept. 30 at Pittsburgh	Crabtree	Stanley	Lewis	Skura	Yanda	J. Hurst	Boyle	J. Brown	Flacco	Collins	M. Williams (TE)	n/a
Oct. 7 at Cleveland	Crabtree	Stanley	Lewis	Skura	Yanda	J. Hurst	Boyle	Snead IV	Flacco	Collins	M. Williams (TE)	n/a
Oct. 14 at Tennessee	Crabtree	Stanley	Lewis	Skura	Yanda	J. Hurst	<b>Andrews</b>	J. Brown	Flacco	Collins	M. Williams (TE)	n/a
Oct. 21 vs. New Orleans	Crabtree	Stanley	<b>Bozeman</b>	Skura	Yanda	<b>O. Brown</b>	Boyle	J. Brown	Flacco	Collins	Snead IV	n/a
Oct. 28 at Carolina	Crabtree	Stanley	Grasu	Skura	Yanda	O. Brown	Boyle	J. Brown	Flacco	Collins	Snead IV	n/a
Nov. 4 vs. Pittsburgh	Crabtree	Elumunor	Lewis	Skura	Yanda	O. Brown	Boyle	J. Brown	Flacco	Collins	n/a	Ricard (FB)
Nov. 18 vs. Cincinnati	Crabtree	Stanley	Lewis	Skura	Yanda	O. Brown	Boyle	J. Brown	<b>Jackson</b>	Collins	<b>Andrews (TE)</b>	n/a
Nov. 25 vs. Oakland	Crabtree	Stanley	Lewis	Skura	Yanda	O. Brown	Boyle	J. Brown	Jackson	<b>Edwards</b>	Snead IV	n/a
Dec. 2 at Atlanta	Crabtree	Stanley	Lewis	Skura	Yanda	O. Brown	Boyle	J. Brown	Jackson	Edwards	Snead IV	n/a
Dec. 9 at Kansas City	Crabtree	Stanley	J. Hurst	Skura	Yanda	O. Brown	Boyle	J. Brown	Jackson	Edwards	Snead IV	n/a
Dec. 16 vs. Tampa Bay	Crabtree	Stanley	J. Hurst	Skura	Yanda	O. Brown	Boyle	J. Brown	Jackson	Edwards	Snead IV	n/a
Dec. 22/23 at LAC	Crabtree	Stanley	J. Hurst	Skura	Yanda	O. Brown	M. Williams	J. Brown	Jackson	Edwards	Snead IV	n/a
Dec. 30 vs. Cleveland	Crabtree	Stanley	J. Hurst	Skura	Yanda	O. Brown	M. Williams	J. Brown	Jackson	Edwards	Snead IV	n/a

## DEFENSE

GAME	NT	DE	DT	SAM	MIKE	WILL	RUSH	RCB	LCB	SS	FS	OTHER
Sept. 9 vs. Buffalo	B. Williams	Urban	n/a	Z. Smith	Mosley	Onwuasor	Suggs	Humphrey	Carr	Jefferson	Weddle	T. Young (DB)
Sept. 13 at Cincinnati	B. Williams	Urban	Wormley	Judon	Mosley	Onwuasor	Suggs	Humphrey	Carr	Jefferson	Weddle	n/a
Sept. 23 vs. Denver	B. Williams	Urban	Wormley	Judon	<b>K. Young</b>	McClellan	Suggs	Humphrey	Carr	Jefferson	Weddle	n/a
Sept. 30 at Pittsburgh	B. Williams	Urban	n/a	Z. Smith	Mosley	K. Young	Suggs	Humphrey	Carr	Jefferson	Weddle	T. Young (DB)
Oct. 7 at Cleveland	B. Williams	Urban	Wormley	Judon	Mosley	K. Young	Suggs	n/a	Carr	Jefferson	Weddle	<b>P. Ricard (DL)</b>
Oct. 14 at Tennessee	B. Williams	Urban	Wormley	Judon	Mosley	Onwuasor	Suggs	Humphrey	Carr	Jefferson	Weddle	n/a
Oct. 21 vs. New Orleans	B. Williams	Urban	Wormley	Judon	Mosley	n/a	Suggs	J. Smith	Carr	Jefferson	Weddle	T. Young (DB)
Oct. 28 at Carolina	B. Williams	Urban	Wormley	Judon	Mosley	Onwuasor	Suggs	J. Smith	Carr	Jefferson	Weddle	n/a
Nov. 4 vs. Pittsburgh	B. Williams	Urban	n/a	Z. Smith	Mosley	Onwuasor	Suggs	J. Smith	Carr	Jefferson	Weddle	T. Young (DB)
Nov. 18 vs. Cincinnati	B. Williams	Urban	n/a	Z. Smith	Mosley	Onwuasor	Suggs	J. Smith	Carr	Jefferson	Weddle	T. Young (DB)
Nov. 25 vs. Oakland	B. Williams	Urban	n/a	Z. Smith	Mosley	Onwuasor	Suggs	Humphrey	Carr	Jefferson	Weddle	J. Smith (CB)
Dec. 2 at Atlanta	B. Williams	Urban	n/a	Z. Smith	Mosley	Onwuasor	Suggs	J. Smith	Carr	<b>Clark</b>	Weddle	T. Young (DB)
Dec. 9 at Kansas City	B. Williams	Urban	n/a	Z. Smith	Mosley	Onwuasor	Suggs	Humphrey	Carr	Clark	Weddle	J. Smith (CB)
Dec. 16 vs. Tampa Bay	B. Williams	Urban	Pierce	Judon	Mosley	Onwuasor	Suggs	J. Smith	Carr	Jefferson	Weddle	n/a
Dec. 22/23 at LAC	B. Williams	Urban	Pierce	Judon	Mosley	Onwuasor	Suggs	J. Smith	Carr	Jefferson	Weddle	n/a
Dec. 30 vs. Cleveland	B. Williams	Urban	Pierce	Judon	Mosley	Onwuasor	Suggs	J. Smith	Carr	Jefferson	Weddle	n/a

**Bold denotes first NFL start**



## 2018 TRANSACTIONS

- **Jan. 1:** Re-signed RB John Crockett, T Steven Moore, FB Ricky Ortiz and QB Josh Woodrum to Reserve/Future contracts
- **Jan. 2:** Re-signed CB Robertson Daniel to a Reserve/Future contract.
- **Jan. 3:** Signed **CB Bennett Jackson** to a Reserve/Future contract.
- **Jan. 11:** Re-signed CB Robert Nelson to a Reserve/Future contract.
- **Feb. 6:** Signed free agent **WR DeVier Posey**.
- **March 6:** Signed a new renegotiated deal with DE Brent Urban.
- **March 12:** Terminated the contract of vested veteran DB Lardarius Webb; Signed a new renegotiated deal with G/T James Hurst.
- **March 13:** Terminated the contract of vested veteran RB Danny Woodhead.
- **March 14:** Terminated the contract of vested veteran WR Jeremy Maclin.
- **March 15:** Signed UFA (Ari.) **WR John Brown**.
- **March 16:** Signed free agent **WR Michael Crabtree**.
- **April 11:** Signed free agent **QB Robert Griffin III**.
- **April 14:** Re-signed exclusive rights free agent RB Alex Collins.
- **April 16:** Re-signed exclusive rights free agents WR Quincy Adeboyejo, DB Stanley Jean-Baptiste, TE Vince Mayle, LB Patrick Onwuasor, G Maurquice Shakir and G/C Matt Skura.
- **April 24:** Waived (failed physical) C Brandon Kublanow and T Stephane Nembot.
- **April 26:** Signed restricted free agent (NO) **WR Willie Snead IV**.
- **May 1:** Claimed off waivers (Cle.) **DB Kai Nacua**.
- **May 2:** Waived RB John Crockett.
- **May 3:** Waived CB Robertson Daniel.
- **May 4:** Signed 15 undrafted rookie free agents: **WR Jaelon Acklin, G Randin Crecelius, RB Gus Edwards, G Justin Evans, ILB Alvin Jones, TE Nick Keizer, DE Christian LaCouture, WR Andre Levrone, LB Mason McKenrick, LS Trent Sieg, C Alex Thompson, RB Mark Thompson, RB De'Lance Turner, P Kaare Vedvik and DB Darius Williams**; Waived T Steven Moore.
- **May 5:** Signed 2018 draft picks **CB Anthony Averett, C Bradley Bozeman, S DeShon Elliott, WR Jordan Lasley, WR Jaleel Scott, T Greg Senat, DE Zach Sieler and LB Kenny Young**.
- **May 7:** Waived LB Mason McKenrick and FB Ricky Ortiz; Signed rookie free agents **WR Janarion Grant** and **DE Myles Humphrey**.
- **May 14:** Signed rookie free agent **DE Da'Sean Downey** and International Practice Player **FB Christopher Ezeala**.
- **May 17:** Signed 2018 draft picks **TE Mark Andrews** and **T Orlando Brown Jr.**
- **June 1:** Waived DE Da'Sean Downey; Signed rookie free agent **LB Chris Board**.
- **June 5:** Signed 2018 first-round draft pick QB Lamar Jackson.
- **June 11:** Waived CB Robert Nelson Jr.; Signed rookie free agent **CB Jackson Porter**.
- **June 20:** Signed 2018 draft pick **TE Hayden Hurst**.
- **July 12:** Placed rookie G/C Alex Thompson on Reserve - Did Not Report.
- **July 21:** Signed free agent **G Cameron Lee**.
- **Aug. 6:** Waived (injured) WR Jaelon Acklin, who reverted to Injured Reserve; **TE Darren Waller** was reinstated by the Commissioner following suspension.
- **Aug 27:** Placed WR Jaleel Scott on Injured Reserve and re-signed DB Robertson Daniel.
- **Aug 28:** Traded LB Kamalei Correa to the Tennessee Titans for a 2019 sixth-round draft choice.
- **Aug. 31:** Waived DB Robertson Daniel, G/T Andrew Donnal, G Justin Evans, TE Nick Keizer, DE Christian LaCouture, DB Kai Nacua, CB Jackson Porter, WR DeVier Posey and LS Trent Sieg; Waived (injured) ILB Alvin Jones, who reverted to Injured Reserve; Placed S DeShon Elliott, DB Bennett Jackson, CB Stanley Jean-Baptiste and T Greg Senat on Injured Reserve; WR Quincy Adeboyejo, LB Bam Bradley and CB Jaylen Hill remained on the PUP list.
- **Sept. 1:** Waived G Randin Crecelius, DT Carl Davis, RB Gus Edwards, FB Christopher Ezeala, DE/LB Myles Humphrey, DE Bronson Kaufusi, G Cameron Lee, WR Andre Levrone, TE/WR Vince Mayle, WR Breshad Perriman, G Maurquice Shakir, G Nico Siragusa, RB Mark Thompson, RB De'Lance Turner, TE Darren Waller, WR/RS Tim White and QB Josh Woodrum; Terminated the contract of vested veteran LB Albert McClellan; Placed K/P Kaare Vedvik on the Non-Football Injury list.
- **Sept. 2:** Signed G Randin Crecelius, RB Gus Edwards, DE/LB Myles Humphrey, G Nico Siragusa, RB De'Lance Turner, TE Darren Waller and WR/RS Tim White to the practice squad; Signed FB Christopher Ezeala to the practice squad as part of the NFL's International Player Pathway program.
- **Sept. 3:** Signed DB Robertson Daniel, DE Christian LaCouture and **CB Cyrus Jones** to the practice squad.
- **Sept. 4:** Waived (injury settlement) WR Jaelon Acklin.
- **Sept. 6:** Waived (injury settlements) DB Bennett Jackson and ILB Alvin Jones.
- **Sept. 12:** Placed RB Kenneth Dixon (knee) on Injured Reserve; Elevated RB De'Lance Turner from the practice squad to the 53-man roster.
- **Sept. 15:** Re-signed DB Kai Nacua to the practice squad.
- **Sept. 17:** Placed CB Maurice Canady on Injured Reserve; Re-signed LB Albert McClellan to the 53-man roster.
- **Sept. 19:** Signed **CB Makinton Dorleant** to the practice squad after CB/RS Cyrus Jones was signed by New England off the practice squad.
- **Sept. 22:** Waived G/T Jermaine Eluemunor and WR/RS Janarion Grant; Elevated CB Robertson Daniel and WR/RS Tim White from the practice squad to the 53-man roster.
- **Sept 24:** Waived CB Robertson Daniel and signed free agent **C Hroniss Grasu**.
- **Sept. 25:** Re-signed G/T Jermaine Eluemunor and WR/RS Janarion Grant to the practice squad.
- **Sept. 26:** Waived DE/LB Myles Humphrey from the practice squad and re-signed CB Robertson Daniel to the practice squad.
- **Oct. 4:** Waived DE Christian LaCouture from the practice squad and re-signed WR Andre Levrone to the practice squad.
- **Oct. 7:** Waived CB Darius Williams and activated CB Jimmy Smith from the Commissioner Exempt list following his suspension.
- **Oct. 8:** Waived WR/RS Tim White; Claimed CB/RS Cyrus Jones (NE) off waivers.
- **Oct. 9:** Waived G Randin Crecelius from the practice squad and re-signed WR/RS Tim White to the practice squad.
- **Oct. 13:** Placed RB De'Lance Turner on Injured Reserve and elevated RB Gus Edwards from the practice squad to the 53-man roster.
- **Oct. 15:** Waived WR Andre Levrone and DB Kai Nacua from the practice squad; Re-signed G/T Randin Crecelius, LB Alvin Jones and RB Mark Thompson to the practice squad.
- **Oct. 23:** Placed DT Willie Henry on Injured Reserve and elevated G/T Jermaine Eluemunor from the practice squad to the 53-man roster.
- **Oct. 24:** Signed **G Kofi Amichia** to the practice squad.
- **Oct. 30:** Acquired **RB/WR Ty Montgomery** from the Green Bay Packers in exchange for an undisclosed future draft pick; Terminated the contract of vested veteran LB Albert McClellan.
- **Nov. 14:** Waived CB Makinton Dorleant from the practice squad and signed **RB Tyler Ervin**.
- **Nov. 24:** Waived G/C Hroniss Grasu and activated CB Maurice Canady from Injured Reserve - Designated for Return.
- **Nov. 27:** Waived RB Mark Thompson from the practice squad and re-signed CB Bennett Jackson.
- **Nov. 28:** Re-signed TE Nick Keizer to the practice squad after TE Darren Waller was signed off the practice squad by Oakland.
- **Dec. 1:** Placed RB Alex Collins on Injured Reserve and activated RB Kenneth Dixon from Injured Reserve.
- **Dec. 12:** Signed **T Jake Rodgers** to the practice squad after G Nico Siragusa was signed by Green Bay off the practice squad.

(Bold denotes first time player has joined the Ravens.)





## 2018 DEFENSIVE STATISTICS

from Press Box Stats

Name	Total	Solo	Assists	Sacks	Yds.	INT	Yds.	PD	FF	FR
Mosley, C.J.	99	67	32	0.5	0.5	0	0	3	0	0
Jefferson, Tony	69	48	21	1	7	1	15	6	1	1
Weddle, Eric	67	54	13	1	9	0	0	3	0	0
Onwuasor, Patrick	50	32	18	5.5	43.5	1	33	3	2	0
Young, Kenny	47	37	10	2.5	5.5	0	0	1	1	0
Smith, Jimmy	45	34	11	0	0	0	0	6	0	0
Judon, Matthew	43	27	16	7	41	0	0	3	1	0
Smith, Za'Darius	43	25	18	8.5	61	0	0	2	1	0
Carr, Brandon	42	37	5	0	0	2	26	11	0	0
Humphrey, Marlon	34	28	6	0	0	2	0	14	1	0
Williams, Brandon	34	21	13	1	8	0	0	1	0	0
Young, Tavon	34	32	2	2	7	1	0	4	0	2^!
Suggs, Terrell	32	24	8	7	51	0	0	6	1	1*
Pierce, Michael	29	18	11	0	0	0	0	1	0	1
Urban, Brent	24	14	10	0.5	3.5	0	0	2	0	0
Levine Sr., Anthony	20	17	3	1	2	1	16	6	0	0
Wormley, Chris	15	12	3	1	6	0	0	5	0	0
Clark, Chuck	14	10	4	0	0	1	5	1	0	0
Williams, Tim	8	5	3	2	21	0	0	0	0	0
Bowser, Tyus	5	2	3	0.5	2	0	0	0	0	0
Ricard, Patrick	4	2	2	0	0	0	0	0	0	0
Averett, Anthony	3	3	0	0	0	0	0	2	0	0
Henry, Willie	3	2	1	1	11	0	0	0	0	0
Canady, Maurice	2	2	0	0	0	0	0	0	0	0
Jones, Cyrus	1	0	1	0	0	0	0	0	0	0
McClellan, Albert	1	1	0	0	0	0	0	0	0	0
Sieler, Zach	1	1	0	0	0	0	0	0	0	0
Team	0	0	0	1	12	0	0	0	0	0
<b>Totals</b>	<b>769</b>	<b>555</b>	<b>214</b>	<b>43</b>	<b>291</b>	<b>9</b>	<b>95</b>	<b>80</b>	<b>8</b>	<b>5</b>

\*Returned 43 yards for a TD vs. Oak. (11/25)

^Returned 12 yards for a TD at Atl. (12/2)

!Returned 62 yards for a TD at LAC (12/22)

## 2018 SPECIAL TEAMS TACKLES

from Press Box Stats

Name	Total	Solo	Assists	FF	FR	Blocked	
						Kicks	
Board, Chris	11	7	4	0	0	0	
Clark, Chuck	8	6	2	0	0	0	
Bowser, Tyus	6	4	2	0	0	0	
Jones, Cyrus	6	5	1	0	0	0	
Levine Sr., Anthony	6	4	2	0	0	0	
Onwuasor, Patrick	5	2	3	0	0	0	
Allen, Javorius	4	3	1	0	0	0	
Canady, Maurice	3	3	0	0	0	0	
Moore, Chris	3	3	0	0	0	0	
Turner, De'Lance	3	2	1	0	0	0	
Young, Kenny	3	3	0	0	1	0	
McClellan, Albert	2	2	0	0	0	0	
Williams, Tim	2	1	1	0	0	0	
Averett, Anthony	1	1	0	0	0	0	
Boyle, Nick	1	1	0	0	0	0	
Cox, Morgan	1	1	0	0	0	0	
Koch, Sam	1	1	0	0	0	0	
Montgomery, Ty	1	0	1	0	0	0	
Williams, Maxx	1	1	0	0	0	0	
Young, Tavon	1	1	0	0	1	0	
<b>Totals</b>	<b>69</b>	<b>51</b>	<b>18</b>	<b>0</b>	<b>2</b>	<b>0</b>	

## 2018 SINGLE-GAME BESTS

- Tackles:** 16 by C.J. Mosley vs. NO (10/21)
- Sacks:** 3 by Matthew Judon vs. Oak. (11/25) and Za'Darius Smith at Ten. (10/14)
- Interceptions:** 1 by seven different players; last by Brandon Carr and Marlon Humphrey at LAC (12/22)
- Passes Defensed:** 4 by Marlon Humphrey vs. TB (12/16)
- Forced Fumbles:** 1 by seven different players; last by Patrick Onwuasor at LAC (12/22)
- Fumble Recoveries:** 1 by four different players; last by Tavon Young at LAC (12/22)
- Special Teams Tackles:** 2 by seven different players; last by Cyrus Jones vs. TB (12/16)

## BALTIMORE RAVENS 2018 REGULAR SEASON GAME BY GAME OFFENSIVE STATISTICS

Game	9/9 vs. Buf.	9/13 at Cin.	9/23 vs. Den.	9/30 at Pit.	10/7 at Cle.	10/14 at Ten.	10/21 vs. NO	10/28 at Car.	11/4 vs. Pit.	11/18 vs. Cin.	11/25 vs. Oak.	12/2 at Atl.	12/9 at KC	12/16 vs. TB	12/22 at LAC	12/30 vs. Cle.
Points	47	23	27	26	9	21	23	21	16	24	34	26	24	20	22	
1st Qtr	14	0	10	14	3	7	0	7	3	7	3	7	0	0	3	
2nd Qtr	12	14	10	0	0	7	10	0	3	6	10	3	10	10	3	
3rd Qtr	14	3	7	3	3	7	7	7	7	8	7	6	7	7	10	
4th Qtr	7	6	0	9	3	0	6	7	3	3	14	10	7	3	6	
Overtime	0	0	0	0	0	0	0	0	0	0	0	0	0	0	0	
TDs (Ru-P-Ret)	6 (3-3-0)	3 (1-2-0)	3 (2-1-0)	2 (0-2-0)	0 (0-0-0)	3 (2-1-0)	3 (1-2-0)	3 (1-2-0)	1 (1-0-0)	2 (2-0-0)	4 (1-1-2)	2 (1-0-1)	3 (1-2-0)	2 (1-1-0)	2 (0-1-1)	
PATs (M/A)	5/5	2/2	3/3	2/2	0/0	3/3	2/3	3/3	1/1	1/1	4/4	2/2	3/3	2/2	1/1	
2PT Convs (M/A)	0/1	0/1	0/0	0/0	0/0	0/0	0/0	0/0	0/0	1/1	0/0	0/0	0/0	0/0	0/1	
FGs (M/A)	2/2	1/1	2/3	4/4	3/4	0/0	1/1	0/0	3/3	3/3	2/2	4/4	1/1	2/2	3/5	
Safeties	0	0	0	0	0	0	0	0	0	0	0	0	0	0	0	
First Downs	26	28	20	24	25	23	25	20	18	23	23	25	24	24	15	
Rushing	11	5	5	6	10	9	6	8	5	15	13	12	10	16	6	
Passing	13	20	13	17	14	13	15	11	10	7	9	9	12	7	8	
Penalty	2	3	2	1	1	1	4	1	3	1	1	4	2	1	1	
3rd Down Conv (M/A)	6/14	7/16	8/16	8/17	4/16	12/17	5/12	6/12	4/12	8/16	8/13	7/15	5/12	9/16	4/14	
3rd Down Conv Pct	42.9%	43.8%	50%	47%	25%	71%	42%	50%	33%	50%	62%	47%	42%	56%	29%	
4th Down Conv (M/A)	0/0	2/4	0/0	1/1	1/1	1/1	1/2	1/2	0/1	0/1	0/0	2/2	1/3	1/1	1/2	
4th Down Conv Pct	0%	50%	0%	100%	100%	100%	50%	50%	0%	0%	0%	100%	33%	100%	50%	
Total Net Yards	369	425	342	451	410	361	351	325	265	403	416	366	321	370	361	
Total Off. Plays	74	81	70	74	84	72	64	64	56	75	69	77	68	74	60	
Avg. Gain Per Play	5.0	5.2	4.9	6.1	4.9	5.0	5.5	5.1	4.7	5.4	6.0	4.8	4.7	5.0	6.0	
Net Yards Rushing	117	66	77	96	116	123	77	101	61	267	242	207	194	242	159	
Total Rushing Plays	34	22	28	30	25	35	23	18	16	53	43	49	40	49	35	
Avg. Gain Per Rush	3.4	3.0	2.8	3.2	4.6	3.5	3.3	5.6	3.8	5.0	5.6	4.2	4.9	4.9	4.5	
Net Yards Passing	252	359	265	355	294	238	274	224	204	136	174	159	127	128	202	
Times Sacked	2	4	2	2	2	0	1	2	2	3	1	2	2	2	3	
Yards Lost on Sacks	8	17	12	8	4	0	10	14	14	14	4	8	20	3	2	
Gross Yards Passing	260	376	277	363	298	238	284	238	218	150	178	167	147	131	204	
Pass Attempts	38	55	40	42	57	37	40	44	38	19	25	26	26	23	22	
Pass Completions	26	32	25	28	29	25	24	26	24	13	14	15	13	14	12	
Completion Pct	68.4%	58.2%	62.5%	66.7%	50.9%	67.6%	60.0%	59.1%	63.2%	68.4%	56.0%	57.7%	50.0%	60.9%	54.5%	
Avg. Gain Per Pass	6.3	6.1	6.3	8.1	5.0	6.4	6.7	4.9	5.1	6.2	6.7	5.7	4.5	5.1	8.1	
Interceptions	0	2	0	0	1	1	0	2	0	1	2	0	0	0	0	
Fumbles / Fum. Lost	4/1	2/1	1/0	1/1	2/1	0/0	0/0	1/1	1/0	1/0	1/0	4/1	1/1	2/2	2/1	
Penalties	9	7	7	7	4	10	5	9	5	5	6	9	11	8	4	
Penalty Yards	78	51	52	50	41	70	54	68	25	31	45	88	112	70	40	
Punts	5	3	5	4	8	4	3	3	4	4	2	3	3	3	3	
Gross Punting Average	51.4	56.3	39.4	43.8	45.8	43.8	45.7	51.0	47.3	39.3	47.0	47.3	52.7	42.3	50.0	
Touchbacks	0	1	0	1	1	0	0	0	1	0	0	1	0	0	0	
Inside20	3	0	2	2	6	2	2	1	1	2	1	1	1	1	1	
Punts Blocked	0	0	1	0	0	0	0	0	0	0	0	0	0	0	0	
Net Punting Average	47.6	41.7	33.2	38.0	40.4	43.8	41.7	44.0	38.0	27.8	48.5	34.7	48.3	38.3	39.0	
Punt Returns	6	1	3	1	5	4	1	1	2	2	4	1	1	1	2	
Punt Return Yards	54	-2	12	4	59	50	8	23	27	14	79	4	55	0	17	
Punt Return Avg.	9.0	-2.0	4.0	4.0	11.8	12.5	8.0	23.0	13.5	7.0	19.8	4.0	55.0	0.0	8.5	
Fair Catches	1	3	0	4	2	2	0	0	2	3	1	3	1	1	3	
Kickoff Returns	1	1	3	3	0	1	3	1	1	4	2	2	1	4	3	
Kickoff Return Yards	24	32	78	57	0	20	50	39	31	67	59	36	30	92	55	
Kickoff Return Avg.	24.0	32.0	26.0	19.0	0.0	20.0	16.7	39.0	31.0	16.8	29.5	18.0	30.0	23.0	18.3	
Time of Possession	35:14	28:10	30:14	35:03	33:42	37:34	26:29	25:59	23:31	38:09	34:12	39:39	31:27	37:10	31:25	

## BALTIMORE RAVENS 2018 REGULAR SEASON GAME BY GAME DEFENSIVE STATISTICS

Game	9/9 vs. Buf.	9/13 @ Cin.	9/23 vs. Den.	9/30 @ Pit.	10/7 @ Cle.	10/14 @ Ten.	10/21 vs. NO	10/28 @ Car.	11/4 vs. Pit.	11/18 vs. Cin.	11/25 vs. Oak.	12/2 @ Atl.	12/9 @ KC	12/16 vs. TB	12/22 @ LAC	12/30 vs. Cle.
Points	3	34	14	14	12	0	24	36	23	21	17	16	27	12	10	
1st Qtr	0	14	14	0	0	0	0	7	7	0	7	3	7	0	0	
2nd Qtr	0	14	0	14	6	0	7	17	7	7	3	7	10	9	3	
3rd Qtr	3	0	0	0	3	0	0	3	6	14	7	0	0	3	7	
4th Qtr	0	6	0	0	0	0	17	9	3	0	0	6	7	0	0	
Overtime	0	0	0	0	3	0	0	0	0	0	0	0	3	0	0	
TDs (Ru-P-Ret)	0 (0-0-0)	4 (0-4-0)	2 (2-0-0)	1 (0-1-0)	1 (0-1-0)	0 (0-0-0)	3 (1-2-0)	4 (2-2-0)	3 (1-2-0)	3 (1-2-0)	2 (1-1-0)	2 (0-1-1)	3 (1-2-0)	1 (1-0-0)	1 (1-0-0)	
PATs (M/A)	0-0	4-4	2-2	0-0	0-1	0-0	3-3	3-3	2-3	3-3	2-2	1-1	3-3	0-0	1-1	
2PT Convs (M/A)	0-0	0-0	0-0	1-1	0-0	0-0	0-0	0-1	0-0	0-0	0-0	0-1	0-0	0-1	0-0	
FGs (M/A)	1-2	2-2	0-0	2-2	2-3	0-0	1-1	3-3	1-1	0-1	1-1	1-1	2-4	2-2	1-1	
Safeties	0	0	0	0	0	0	0	0	0	0	0	0	0	0	0	
First Downs	10	24	18	14	20	7	26	22	27	15	13	16	30	12	14	
Rushing	3	6	8	1	6	1	12	7	8	4	4	5	8	6	2	
Passing	5	14	8	12	13	5	12	14	18	10	9	6	18	4	10	
Penalty	2	4	2	1	1	1	2	1	1	1	0	5	4	2	2	
3rd Down Conv (M/A)	2-15	5-13	6-14	2-12	6-19	1-10	6-14	6-12	10-16	6-14	3-13	2-9	6-16	3-10	4-13	
3rd Down Conv Pct	13.3%	38.5%	42.9%	16.7%	31.6%	10.0%	42.9%	50.0%	62.5%	42.9%	23.1%	22.2%	37.5%	30.0%	30.8%	
4th Down Conv (M/A)	0-1	0-0	0-1	0-1	0-1	0-0	4-5	1-1	1-1	0-1	1-2	0-1	3-3	0-1	0-0	
4th Down Conv Pct	0%	0%	0%	0%	0%	0%	80.0%	100.0%	100.0%	0%	50.0%	0%	100.0%	0%	0%	
Total Net Yards	153	373	293	284	416	106	339	386	395	255	249	131	442	241	198	
Total Off. Plays	61	70	61	59	76	40	70	63	76	54	56	45	83	47	57	
Avg. Gain Per Play	2.5	5.3	4.8	4.8	5.5	2.7	4.8	6.1	5.2	4.7	4.4	2.9	5.3	5.1	3.5	
Net Yards Rushing	83	108	120	19	112	55	134	154	113	48	67	34	94	85	51	
Total Rushing Plays	22	28	24	11	28	14	39	33	27	16	19	15	27	21	16	
Avg. Gain Per Rush	3.8	3.9	5.0	1.7	4.0	3.9	3.4	4.7	4.2	3.0	3.5	2.3	3.5	4.0	3.2	
Net Yards Passing	70	265	173	265	304	51	205	232	282	207	182	97	348	156	147	
Times Sacked	6	0	3	1	5	11	1	0	1	1	3	3	3	1	4	
Yards Lost on Sacks	28	0	19	9	38	66	7	0	10	4	12	34	29	1	34	
Gross Yards Passing	98	265	192	274	342	117	212	232	292	211	194	131	377	157	181	
Pass Attempts	33	42	34	47	43	15	30	30	48	37	34	27	53	25	37	
Pass Completions	11	24	22	27	25	10	22	22	29	19	16	16	35	13	23	
Completion Pct	33.3%	57.1%	64.7%	57.5%	58.1%	66.7%	73.3%	73.3%	60.4%	51.4%	47.1%	59.3%	66.0%	52.0%	62.2%	
Avg. Gain Per Pass	1.8	6.3	4.7	5.5	6.3	2.0	6.6	7.7	5.8	5.4	4.9	3.2	6.2	6.0	3.6	
Interceptions	2	0	1	1	1	0	0	0	0	0	0	0	1	1	2	
Fumbles / Fum. Lost	1-0	1-0	1-0	1-1	1-0	1-0	1-1	1-0	0-0	0-0	1-1	2-1	1-0	0-0	2-1	
Penalties	10	9	13	5	10	4	6	4	8	7	4	8	7	6	8	
Penalty Yards	100	92	120	40	66	35	52	30	103	58	24	82	53	58	69	
Punts	8	6	7	5	9	9	2	3	4	6	6	5	3	4	7	
Gross Punting Average	49.6	40.2	41.0	41.2	50.2	41.7	44.0	45.7	37.5	41.8	44.7	50.4	37.0	40.8	41.6	
Touchbacks	0	0	0	0	1	0	0	0	0	0	0	1	0	1	0	
Inside20	3	4	3	1	3	3	0	2	1	1	1	3	2	1	2	
Punts Blocked	0	0	0	0	0	0	0	0	0	0	0	0	0	0	0	
Net Punting Average	42.9	40.5	39.3	40.4	41.4	36.1	40.0	38.0	30.8	39.5	31.5	45.6	18.7	35.8	39.1	
Punt Returns	3	2	3	1	3	1	1	2	3	2	1	1	2	1	2	
Punt Return Yards	19	24	31	3	23	0	12	21	17	46	-3	18	13	12	33	
Punt Return Avg.	6.3	12.0	10.3	3.0	7.7	0.0	12.0	10.5	5.7	23.0	-3.0	18.0	6.5	12.0	16.5	
Fair Catches	0	0	1	1	3	0	1	0	0	2	0	1	0	0	1	
Kickoff Returns	5	3	2	4	0	1	1	1	1	2	2	0	0	4	2	
Kickoff Return Yards	165	56	41	80	0	20	16	14	31	35	44	0	0	90	45	
Kickoff Return Avg.	33.0	18.7	20.5	20.0	0	20.0	16.0	14.0	31.0	17.5	22.0	0.0	0.0	22.5	22.5	
Time of Possession	24:46	31:50	29:46	24:57	36:16	22:26	33:31	34:01	36:29	21:51	25:48	20:21	37:00	22:50	28:35	