



BALTIMORE RAVENS PRESS RELEASE

UNDER ARMOUR PERFORMANCE CENTER | 1 WINNING DRIVE | OWINGS MILLS, MD 21117
PH: 410-701-4000 | BALTIMORERAVENS.COM | TWITTER: @RAVENS

TWO-TIME WORLD CHAMPIONS: SUPER BOWL XXXV (2000) & SUPER BOWL XLVII (2012)



BALTIMORE RAVENS AT LOS ANGELES CHARGERS

(8-6) WEEK 16 – SATURDAY, DEC. 22, 2018 (11-3)
8:20 P.M. ET – STUBHUB CENTER (27,000)



JUST THE FACTS

• The Ravens (8-6), who have won four of their past five, travel cross-country for a Saturday primetime battle vs. the Chargers (11-3). This tilt has huge playoff implications, with Baltimore currently holding the AFC's second Wild Card position and sitting just a half-game behind Pittsburgh (8-5-1) in the AFC North. The Chargers, who have won four straight, are vying to obtain the conference's top playoff seed, as they stand second behind 11-3 Kansas City in the AFC West. They beat the Chiefs, 29-28, last Thursday (12/13) at Arrowhead Stadium.

• Last Sunday vs. Tampa Bay, Baltimore prevailed with a 20-12 victory at M&T Bank Stadium. Behind an offense that gained 242 rushing yards and a defense that limited the NFL's No. 1 passing attack to a season-low 156 yards, the Ravens continued their playoff push. **QB Lamar Jackson** rushed for 95 yards, adding 131 yards and 1 TD on 14-of-23 passing. (The Ravens improved to 4-1 with Jackson as their starting QB.) **RB Gus Edwards** posted a game-high 104 rushing yards and 1 TD, helping the Ravens become the first team since the 1976 Steelers to rush for at least 190 yards in five-consecutive games. Baltimore held the ball for 37:10 of the game, going 9-of-16 (56%) on third down and limiting the Bucs' No. 1 third-down offense to 30% (3-of-10).

• The Ravens are 6-5 all time against the Chargers franchise, including a 3-2 mark under head coach **John Harbaugh**. These teams last met in 2015, when Baltimore won, 29-26, at M&T Bank Stadium.

• In his 11th season at Baltimore's helm, Harbaugh has led the Ravens to a 112-77 overall record (10-5 postseason), posting the NFL's fourth-most total wins (tied, NO) since his 2008 arrival. The Ravens have played in three AFC title games ('08, '11 & '12) under Harbaugh, while in 2012, he guided the franchise to its second Super Bowl victory.

THIS WEEK'S SCHEDULE

Tues. Dec. 18: 4:30 p.m. Practice/Media Viewing
6 p.m. Three Coordinators at Podium & Open Locker Room

Wed. Dec. 19: 10:55 a.m. Coach Harbaugh & Players at Podium & Open Locker Room
12:10 p.m. Practice/Media Viewing

Thurs. Dec. 20: 11:10 a.m. Practice/Media Viewing
12:45 p.m. Coach Harbaugh & Open Locker Room

TUESDAY CONFERENCE CALLS

Ravens: Head Coach John Harbaugh at 6 p.m. ET
Chargers: Head Coach Anthony Lynn at 5:15 p.m. ET

CALLING THE ACTION

Television: NFL Network / WBAL Ch. 11 (Baltimore)
- Mike Tirico (PBP) - Kurt Warner (analyst) - Peter Schrager (sideline)
- Mark Teitelman (producer) - Greg Scopettone (director)

National Radio: Westwood One Sports
- Brandon Gaudin (PBP) - Ross Tucker (analyst) - Olivia Harlan (sideline)

Local Radio: WBAL (1090 AM) & 98Rock (97.9 FM)
- Gerry Sandusky (PBP) - Dennis Pitta (analyst) - Justin Forsett (sideline)

HARBS SAYS

JOHN HARBAUGH ON THE RAVENS' RUN GAME PHILOSOPHY:

"I don't know that we'll continue to run 60 percent [of the time] or not; that's a high number. Hey, it could get higher though. You never know, the way we're playing and the way games go. Running the football is important. Reporters have asked me about running the football a lot over the last 10 years. In Baltimore, it's something that's always been a big part of the Ravens and a big part of our personality – running and stopping the run. So, we believe in running the football. But you have to throw it, as well. You have to make big plays. You have to score points. It just kind of all goes together."

INJURY UPDATE

Starting **LG Alex Lewis** (shoulder) has missed the past two games. **OLB Tim Williams** (ankle/illness), who has been limited in practice recently, has missed six-straight games. **TE Nick Boyle** (concussion) left the Tampa Bay game and did not return.

NOTE THE QUOTE

ERIC WEDDLE ON THE RAVENS' PLAYOFF PUSH AND SEASON-LONG TOUGHNESS:

"We've had some tough things happen to us during the season. We didn't make excuses. We just learned from our mistakes, and we stuck together. This team is as tight as it has ever been – at least that I've ever been on. When you have that identity, and you know that no one is going to stop fighting, I think you always have a chance."

WHAT'S GOING ON?

486
EDWARDS'
RUSHING YARDS
SINCE WEEK 11
NFL'S 4TH MOST

0
RUSHES FOR
NEGATIVE YARDS
ON EDWARDS' 111
ATTEMPTS THIS YEAR

GUS "THE BUS"

THE RAVENS HAVE RUSHED FOR AT LEAST 190 YARDS IN FIVE-CONSECUTIVE GAMES. THE LAST NFL TEAM TO ACHIEVE THIS FEAT WAS THE 1976 STEELERS. IN THEIR PAST FIVE GAMES (4-1 RECORD), BALTIMORE HAS RUSHED FOR AN NFL-HIGH 230.4 YPG. OVERALL, THE RAVENS' RUN GAME RANKS NO. 2 IN THE NFL THIS SEASON (141.9 YPG).





RAVENS / OPPONENT INFORMATION

SCHEDULE / RESULTS (8-6)

Date	Opponent	Result/Time
Sun. Sept. 9	BUFFALO BILLS	W, 47-3
Thurs. Sept. 13	at Cincinnati Bengals	L, 23-34
Sun. Sept. 23	DENVER BRONCOS	W, 27-14
Sun. Sept. 30	at Pittsburgh Steelers	W, 26-14
Sun. Oct. 7	at Cleveland Browns	L, 9-12 (OT)
Sun. Oct. 14	at Tennessee Titans	W, 21-0
Sun. Oct. 21	NEW ORLEANS SAINTS	L, 23-24
Sun. Oct. 28	at Carolina Panthers	L, 21-36
Sun. Nov. 4	PITTSBURGH STEELERS	L, 16-23
Sun. Nov. 18	CINCINNATI BENGALS	W, 24-21
Sun. Nov. 25	OAKLAND RAIDERS	W, 34-17
Sun. Dec. 2	at Atlanta Falcons	W, 26-16
Sun. Dec. 9	at Kansas City Chiefs	L, 24-27 (OT)
Sun. Dec. 16	TAMPA BAY BUCCANEERS	W, 20-12
Sat. Dec. 22	at Los Angeles Chargers	8:20 p.m. (NFLN)
Sun. Dec. 30*	CLEVELAND BROWNS	1 p.m.

*Flexible Scheduling Games Home Games in CAPS All Times Eastern

THE RAVENS' NO. 1 DEFENSE

Entering Week 16, the Ravens own both the NFL's No. 1 scoring (ppg) defense and the No. 1 overall (ypg) defense.

2018 SCORING DEFENSE			2018 TOTAL DEFENSE		
Rk.	Team	PPG	Rk.	Team	YPG
1.	Baltimore	18.07	1.	Baltimore	290.2
2.	Tennessee	18.14	2.	Buffalo	292.2
3.	Chicago	18.86	3.	Chicago	310.9
4.	Dallas	19.21	4.	Minnesota	314.3
5.	Houston	20.07	5.	Dallas	317.4

NUMBERS TO RAVE ABOUT

1 — Team (Baltimore) to rank in the NFL's Top 5 in both third-down offense (47.5% — 3rd) and third-down defense (34.2% — 3rd).

3-1 — The Ravens' all-time record when playing on Saturday, including a 3-0 mark under head coach **John Harbaugh**.

4.72 — Yards per play the Ravens' defense has allowed, ranking as the NFL's best mark. The Chargers' offense averages 6.59 yards per play, which ranks second in the league.

31:55 — The Ravens' average TOP per game, ranking as the NFL's second-highest mark (NO — 32:03). Over its past five games (4-1 record), Baltimore's average TOP is 36:07.

36 — An NFL-high 10-play drives by the Ravens' offense, with 19 (also an NFL best) resulting in touchdowns.

79.3 — Third-and-short (<4 yards) conversion percentage for the Ravens' offense (46 of 58), which, by far, ranks No. 1 in the NFL. (KC is second with a 68.3% mark.)

+824 — Rushing yards differential by the Ravens since Week 11 (past five games), with Baltimore gaining an NFL-best 1,152 yards on the ground and allowing just 328.

AFC NORTH STANDINGS

Teams	W	L	T	Home	Road	Div.	Con.	PF	PA
Pittsburgh	8	5	1	4-3	4-2-1	3-1-1	5-5-1	384	316
Baltimore	8	6	0	5-2	3-4	2-3	6-4	341	253
Cleveland	6	7	1	4-2-1	2-5	2-1-1	4-5-1	309	348
Cincinnati	8	8	0	4-4	2-4	1-3	4-6	337	413

2018 RANKINGS

DEFENSE

Category	--Ravens--		--Chargers--	
	Stats	Rank	Stats	Rank
Total Defense	290.2	1	329.1	8
Rush Defense	87.6	3	103.7	9
Pass Defense	202.6	3	225.4	8
Points Per Game	18.1	1	21.3	8
3rd-Down Def. %	34.2	3	40.8	24
4th-Down Def. %	52.6	12t	56.3	16
Red Zone Def. (TD%)	63.2	23	55.6	12

OFFENSE

Category	--Ravens--		--Chargers--	
	Stats	Rank	Stats	Rank
Total Offense	369.6	12	392.0	6
Rush Offense	141.9	2	121.9	12
Pass Offense	227.8	20	270.1	8
Points Per Game	24.4	14	28.2	4
3rd-Down Off. %	47.5	3	40.5	12
4th-Down Off. %	57.9	14	87.5	2
Red Zone Off. (TD%)	61.5	13	62.0	12

TEAM

Category	--Ravens--		--Chargers--	
	Stats	Rank	Stats	Rank
Turnover Ratio	-7	25	+3	12t
Penalties	102	22t	99	19
Penalty Yards	835	19	847	20

SERIES HISTORY

- **Regular season series:** Ravens lead, 6-5.
- **In Baltimore:** Ravens are 3-1. • **In San Diego:** Ravens are 3-4.
- **Under John Harbaugh:** Ravens are 3-2.

RAVENS-CHARGERS ALL-TIME SERIES HISTORY

Date	Location	Result	Attendance
09/28/97	San Diego	Chargers, 21-17	54,094
11/15/98	San Diego	Chargers, 14-13	54,388
12/10/00	Baltimore	Ravens, 24-3	68,805
09/21/03	San Diego	Ravens, 24-10	52,028
10/01/06	Baltimore	Ravens, 16-13	70,743
11/25/07	San Diego	Chargers, 32-14	63,337
09/20/09	San Diego	Ravens, 31-26	66,882
12/18/11	San Diego	Chargers, 34-14	67,242
11/25/12	San Diego	Ravens, 16-13 (OT)	57,882
11/30/14	Baltimore	Chargers, 34-33	71,060
11/01/15	Baltimore	Ravens, 29-26	70,829

NOTE OF THE WEEK

Baltimore has rushed for over 190 yards in five-straight games. This can be attributed to **RB Gus Edwards** and **QB Lamar Jackson**, who have posted 486 and 427 yards, respectively, each ranking in the NFL's Top 5 since Jackson became the starting QB in Week 11.

MOST RUSHING YARDS / SINCE WEEK 11 / PAST FIVE GAMES

Rk.	Player	Att.	Yards	Avg.	LG	TDs
1.	Saquon Barkley (NYG)	92	569	6.18	78	4
2.	Derrick Henry (Ten.)	77	524	6.81	99	7
3.	Ezekiel Elliott (Dal.)	118	518	4.39	24	2
4.	Gus Edwards (Bal.)	96	486	5.06	26	2
5.	Lamar Jackson (Bal.)	86	427	4.97	39	2



QB LAMAR JACKSON ON IF HE'S ABLE TO CALL THE RAVENS "HIS TEAM" AT THIS POINT, NOW THAT HE'S STARTING:

"It's 'our' team – all of us together. It's *our* team. I don't go out there and block. I don't go out there and catch the ball. I don't make tackles. I just do my part. It's all of our team."

Rookie RB Gus Edwards on the combination of him and QB Lamar Jackson rushing the ball:

"I feel like Lamar [Jackson] brings a lot to the table. I feel like the offensive line was getting a great push for us and the running game got the momentum going for us. Every play felt like we just did what we needed to do. Right now, we have a good thing going. We're trying to build on that each game and keep it working. We feel like the fourth quarter belongs to us. And we'll run out the clock every time if we have to."

S Eric Weddle on the Ravens' current M.O. to win games:

"I've always envisioned us having a great team – a balanced team – offense, defense and special teams playing off of each other. We kind of got away from it. Defense didn't play very well, offense didn't play very well – we lost some games. We've gotten back to what we do best and historically what the Ravens are – running the ball, stopping the run and playing great special teams. As a team, we're where we need to be. You prepare and fight for each other, knowing that's the way the game is going to go. You play good football. We're just playing together. Next week, it could be 40-to-30-something, you just never know. Everything's right there in front of us. You just have to enjoy these moments; they don't come often. We have another challenge ahead of us, and we'll get right to it."

WR/RS Chris Moore on the Ravens' offense:

"Our offense is amazing. We control the ball very well, and that really helps the defense. If the defense is fresh and rested in the fourth quarter, that makes all the difference in the game. Our offense is very versatile. We can run it inside and get the edge on the outside. If we keep playing like this, it's going to be hard to stop us. ... We feel like we are a dangerous team, and other teams don't want to see us. We're going to keep playing our Ravens Football and finish strong."

S Tony Jefferson on QB Lamar Jackson:

"He's young, and he's an NFL-starting quarterback. That's a lot of pressure. It can be tough when you're young like that, and everyone's in your ear, telling you what you should and shouldn't do. He's handling it well. He's a playmaker. He can make something out of nothing. I think that's what's going to make him even greater as he progressively gets more snaps and more opportunities. I love Lamar. He just needs to keep doing what he's doing."

CB Marlon Humphrey on wanting to take his game to the next level and become a great player:

"The difference between a good corner and a great corner is making plays. You played well, but you get an interception, you take good to great. I want to be a great one."

WR Willie Snead IV on feeling like the team can control its own destiny into the playoffs at this point:

"Five weeks ago, I don't think anybody was giving us a chance. But right now, we're just controlling what we can control, and that's win games. If we win out, shoot we might take the division, we might have a home game. Whatever happens happens, but we're very fortunate to be in this situation, and we're just trying to take advantage of every opportunity. ... I think our mindset right now is just to focus on L.A. [Chargers] and get ready for a Saturday night showdown. We feel like we're in position to control everything, and right now we're just trying to take it game by game and prepare ourselves and get ready to win these last two games."

LB C.J. Mosley on the Ravens' grind-it-out style of play:

"We appreciate it so much, the way our offense is playing. It's keeping [our opponents'] offense off the field. It allows us to take care of our business, gets us rest when we need it, and that's so huge. But I really feel like it's always been that way for us. No matter what style our offense plays, our goal is to be dominant out there. When the game is on the line, deep in the season, or even in the playoffs, we need to stop people. Stop the run, win the line of scrimmage, that's always been our way."

CB Brandon Carr on playing complementary football:

"The goal is to be playing your best ball at the end of the season. Obviously, the goal is also to get better every week. Hopefully we haven't reached our climax, as far as what we can do. We have a lot of weapons across the board. Right now, we're playing complementary football to what our offense is doing. They're controlling the time of possession, getting first downs, extending drives, giving us time to rest and get ourselves together so we can get out there and play as hard as we can. We have to get off the field as fast as we can and get the ball back to those guys. We have to continue to play complementary football, make plays on defense, and the offense has to continue to control the ball."

John Harbaugh on what RB Kenneth Dixon does for Baltimore's running game:

"He brings some physicality to it. He makes people miss and breaks tackles. Really, if you want to run the ball and you want to have a good running game, that's what you need running backs doing. You need running backs making plays. I thought Kenny sparked us a lot during [the Tampa Bay] game. He had a couple big runs in there where guys had him – they had him hammed in, and he found a way to get key first downs to keep us on the field. At the end, you have to stay on the field on offense. If you can do that, you have a chance to generate some points. Kenny did a great job of that."



RAVENS / OPPONENT INFORMATION

KEY NUMBERS VS. CHARGERS

2

Game-winning FGs by **K Justin Tucker** vs. the Chargers (2 of the 13 in his career): 38-yarder in 2012 at SD and 39-yarder in 2015 at Baltimore.

5

Points that separate the Ravens (231) and Chargers (226) in the all-time series. The last three games have been decided by a total of 7 points, with Baltimore going 2-1 in those contests.

5

TD receptions for **WR Michael Crabtree** in eight career games vs. the Chargers, including at least 1 score in five of the past six. He has 33 catches for 300 yards vs. the Chargers.

4.5

Sacks by **OLB Terrell Suggs** in seven career games vs. the Chargers, including 3.5 sacks in his past four contests.

16-13

Score of the game when the Ravens last played at the Chargers (11/25/12), a battle most remembered for RB Ray Rice's "Hey Diddle Diddle" fourth-and-29 conversion late in the fourth quarter that sent the game to overtime. The Ravens went on to win the Super Bowl later that season.

WEEK 15 GAME RECAP

RAVENS 20, BUCCANEERS 12

M&T Bank Stadium • Baltimore, MD • Sunday, Dec. 16

On a cold, rainy day, the Ravens won their fourth game in the last five—all with rookie **Lamar Jackson** at quarterback—beating Tampa Bay, 20-12, at M&T Bank Stadium. On the soaked field, Jackson, who replaced an injured **Joe Flacco** (hip) in mid-November, ran for 95 yards and threw for 131. The rookie QB directed 4 drives that featured at least 10 plays, including a 16-play, 8:10 series that ended with a Jackson-to-**WR Chris Moore** 5-yard TD pass in the second quarter. The Ravens led 10-9 after two quarters and dominated the second half, holding the Buccaneers to just 72 yards and more than doubling the TOP (21:13 to 8:47). After a scoreless first quarter, Tampa Bay took advantage of a Jackson fumble at the Bucs' 49 and produced a TD when RB Peyton Barber scored on a 3-yard run. The PAT was muffed when the holder (Garrison Sanborn) could not handle the wet-ball snap. Moore's TD made it 7-6, Ravens, before **K Cairo Santos** (21 yards) and **K Justin Tucker** (24) exchanged second-quarter FGs to bring it to 10-9 at the half. Baltimore opened the second half with an impressive TD drive that featured 10 plays and a 10-yard **RB Gus Edwards** TD blast against the middle of the defense. The Bucs then got within 5, 17-12, after a Santos' 28-yard FG. Tampa's series was set up when Ravens **CB/RS Cyrus Jones** muffed a punt on Baltimore's 14-yard line. Tucker's 35-yard FG early in the final period created the final 20-12 margin. The Ravens ended the game with 3 kneeldowns inside the Bucs' 10. Overall, the Ravens held the ball for 37:10 to Tampa's 22:50 and ran for 242 yards (4.9 ypc). Edwards, another rookie, produced his third 100-yard rushing day (19 for 104) since he became the featured RB in Game 10 (vs. Bengals). **RB Kenneth Dixon** added 48 yards on 11 carries. Jackson was 14-of-23 for 131 yards and a 91.0 QB rating. **WR Willie Snead IV** caught 5 for 58. Tampa Bay managed 241 yards, 121 coming on WR Mike Evans' 4 catches, while QB Jameis Winston completed 13 of 25 for 157.

RAVENS / CHARGERS LEADERS

PASSING YARDS (TDs/INTs)

Joe Flacco 2,465 (12/6) Philip Rivers . . . 3,951 (31/8)
Lamar Jackson 818 (5/3) Geno Smith 8 (0/0)

RUSHING YARDS (YPC)

Lamar Jackson 566 (5.0) Melvin Gordon III . . 802 (5.2)
Gus Edwards 550 (5.0) Austin Ekeler 496 (5.1)
Alex Collins (IR) 411 (3.6) Justin Jackson 197 (4.6)

RECEIVING YARDS (CATCHES)

John Brown 681 (39) Keenan Allen 1,074 (88)
Willie Snead IV 626 (61) Tyrell Williams 618 (38)
Michael Crabtree 567 (51) Mike Williams 592 (37)

POINTS

Justin Tucker 117 Melvin Gordon III 82
Alex Collins (IR) 48 Michael Badgley 65
J. Allen / J. Brown 30 Mike Williams 62

INTERCEPTIONS (YARDS)

Seven Players 1 (n/a) Desmond King II 3 (75)
n/a n/a Derwin James 3 (30)

SACKS (YARDS)

Matthew Judon 7 (-41) Melvin Ingram III . . . 7 (-54.4)
Za'Darius Smith 7 (-46.5) Isaac Rochell 5 (-38)
Terrell Suggs 7 (-51) Joey Bosa 4 (-38)

TACKLES (SOLO)

C.J. Mosley 91 (62) Derwin James 93 (66)
Tony Jefferson 66 (53) Jatavis Brown 83 (54)

GROSS PUNTING (NET)

Sam Koch 47.1 (40.0) Donnie Jones 41.9 (37.8)

FIELD GOALS (PCT.)

Justin Tucker 28/30 (93.3) Mike Badgley . . . 14/15 (93.3)

PUNT RETURN YARDS (AVG.)

Cyrus Jones 242 (15.1) Desmond King II . . . 285 (13.6)

KICKOFF RETURN YARDS (AVG.)

Chris Moore 412 (22.9) Desmond King II . . . 477 (23.9)

2018 TALE OF THE TAPE

Category	Ravens	Chargers
Record	8-6	11-3
Current Streak	Won 1	Won 4
Points Scored	341	395
TDs Scored	37	47
Rushing TDs Scored	17	14
Passing TDs Scored	17	31
TDs on Returns	3	2
Points Against	253	298
TDs Allowed	29	35
Rushing TDs Allowed	10	11
Passing TDs Allowed	18	21
TDs on Returns Allowed	1	3
Time of Poss. Avg.	31:55	31:03
KOR Avg. For	22.8	23.4
KOR Avg. Against	22.8	21.9
PR Avg. For	11.7	10.5
PR Avg. Against	9.1	9.9
Sacks	39	34
Sacks Allowed	27	29
Interceptions	7	12
Interceptions Thrown	9	8
Fumbles Lost/Recovered	9/4	4/3



RAVENS / OPPONENT INFORMATION

TOP RAVENS-CHARGERS CONNECTIONS

PRO CONNECTIONS

- Ravens S **Eric Weddle** (Alto Loma, CA) was originally selected by San Diego in the second round of the 2007 NFL Draft. From 2007-15, Weddle posted 813 tackles, 19 INTs (3 returned for TDs), 71 PD and 5 FFs, earning three Pro Bowl nods.
- Baltimore offensive line coach **Joe D'Alessandris** served in the same role for the San Diego Chargers from 2013-15.
- Ravens director of player engagement **Harry Swayne** spent 1991-96 on the San Diego Chargers' roster, and along with Baltimore national scout **Lonnie Young**, helped contribute to the team's 1994 AFC Championship.
- Los Angeles offensive coordinator **Ken Whisenhunt** served as Baltimore's tight ends coach from 1997-98.
- Chargers Radio Network analyst **Daniel Jeremiah** began his career as a personnel assistant with the Ravens' scouting department (2003-04) and was then promoted to West Coast area scout (2005-06).
- Chargers practice squad **TE Vince Mayle** played in all 16 games for Baltimore in 2017.

STATE CONNECTIONS

- The Ravens have many players who hail from California: assistant offensive line coach **Richard Angulo** (Santa Ana), S **Tony Jefferson** (Chula Vista), ILB **Patrick Onwuasor** (Inglewood), CB **Jimmy Smith** (Colton) and practice squad members CB **Robertson Daniel** (San Jose), RB **Tyler Ervin** (San Bernardino) and WR/RS **Tim White** (Los Angeles).
- Ravens secondary coach **Chris Horton** is from Los Angeles and attended UCLA, where he played safety.
- Ravens RB/WR **Ty Montgomery** played at Stanford, while RB **Javorius Allen** attended USC. Rookies LB **Kenny Young** and WR **Jordan Lasley** attended UCLA. Lasley is also a native of Compton, CA.
- Los Angeles Injured Reserve CB **Trevor Williams** (Baltimore) attended Calvert Hall College High, and practice squad S **A.J. Hendy** (Gaithersburg) attended Bowie HS. Hendy played collegiately at the University of Maryland.

RAVENS RADIO BROADCASTS

- The Ravens' 2018 radio team features **Gerry Sandusky**, with former Ravens standouts **OLB Jarret Johnson** and **TE Dennis Pitta** splitting half the games as analysts. 98 Rock's **Kirk McEwen** serves as the sideline reporter for home games, while former Ravens RB **Justin Forsett** is the away game sideline reporter.
- All games can be heard on 98Rock (97.9 FM), WBAL 1090 AM, baltimoreravens.com, the Ravens mobile app (when in Baltimore) and on 21 regional affiliates. These broadcasts spans three states – Maryland, Pennsylvania and Delaware – and Washington, D.C.
- Additionally, Tico Sports produces a Spanish radio broadcast. With a crew consisting of David Andrade (play-by-play), Allen Gutierrez (analyst) and Juliana Lopez (producer), Tico Sports broadcasts games on Radio La Jefa WDMV 700 AM, the Ravens' flagship Spanish radio partner. The broadcast also digitally streams games on the Ravens Mobile App.



SPOTLIGHT: PATRICK ONWUASOR



Pos. ILB **Ht.** 6-0 **Wt.** 227 **Exp. (NFL/Ravens):** 3/3
College: Portland State **Hometown:** Inglewood, CA

What are you most excited for about going back to L.A.? "First, the weather. I'll get to see some palm trees, see some family, just hang out and be back home."

Which family lives in California? "Mom, dad, sister. My brother, [Randy], he's playing basketball overseas [LEB Silver League's Zornotza Saskibalo Taleda in Spain], so he's not there."

Did you play basketball growing up? "Yes, I did. I was too aggressive, so I had to play football."

What was your role on the basketball team? "Typically, usually, when we were going against somebody really good, my coach would put me on him, because I was the aggressive one, and I would be the one roughing him up. So, I guess that was my job."

What's your favorite place to eat in your hometown? "I'd probably have to say Roscoe's Chicken and Waffles. I get 'Obama's Special.' I know it's waffles and chicken, and I think that's really it."

What are your thoughts on In-N-Out? "Oh, yes! Oh my gosh! In-N-Out, I feel like any In-N-Out to me is good. I like In-N-Out a lot. I don't think anybody's topping In-N-Out. Nobody's topping In-N-Out."

You do a lot of community work. What have been some memorable moments that encourage you in that work? "Just me interacting with the kids. The one I just did [Holiday Helpers] with Brandon Carr, I was just standing there, and a kid came over to me and was like, 'I want to go with you.' And then, right then and there, it was a bond we had. Those are things that make me want to do it. When we had an event at the facility, I was playing with a little boy. We were playing football, and he said something to me, and I'm like, 'All right, this is going to be one of my guys, too.' I just had those moments where I interacted with somebody and felt like that person is going to be a part of me."

How do you let those experiences shape what you want to do in the community moving forward? "Just trying to give back, get out there and just trying to be around the kids, just try to bring positive vibes to kids that didn't have that or just weren't going through that, or they're feeling down or something. I just try to be around them, give them that positive impact and just have fun."

Which quarterback would you most like to sack? "The Chiefs' quarterback, Patrick Mahomes. I'm still thinking about that [Week 14] game. I would love to see them in the playoffs."

Who is the toughest player you've ever gone against? "[Marshal] Yanda. In practice my rookie year, I tried to come on in the blitz; I got stoned. When I think a gap is open, I try to shoot it. He just comes out and stoness me. But, I started to notice that he's watching me the whole time. But to me, it looks like, 'All right, that gap is open.' So, he's basically saying 'It's cheese. Just come up here.' And then, he comes out and he gets me. So, I started to figure it out. I think that's the reason I started paying attention to the guards, like 'OK, this guard might be blocking down, and you think that gap is open; but, he has that gap, and that's when he comes off and gets you.'"

What's your advice to an undrafted rookie coming into the NFL? "You have to fight for everything. You have to come here, and you have to earn your spot. You have to earn your job. Every day, you're going out there and competing. Practice, games, you just have to earn everything. You have to put it on tape and just show people that you can play. Don't ever back down. That was my thing coming in here. It was like, 'I'm not going to back down for anybody. I'm going to give them all I have. I'm going to show them I'm physical, and I'm tough, and I'm here to stay. I'm not here to back down for anybody.'"

You and your girlfriend, Nicole, are expecting a baby boy. What are you most excited for? "Everything, really. Seeing my little man and just being a dad and just trying to learn the process of being a dad, and just raising him and just giving him things that I wanted that my parents couldn't do for me, like a Christmas tree. I know I'm going to make sure that he's going to have a Christmas tree every year."



RAVENS WINNING WAYS

TOP FRANCHISES / SINCE 2000

TOTAL WINS

1. New England Patriots . . . 250
2. Pittsburgh Steelers . . . 211
3. Indianapolis Colts . . . 200
4. Green Bay Packers . . . 195
5. Philadelphia Eagles . . . 192
- 6. BALTIMORE RAVENS . . . 189**

SUPER BOWL BERTHS

1. New England Patriots . . . 8
2. New York Giants 3
- Pittsburgh Steelers 3
- Seattle Seahawks 3
- 5. BALTIMORE RAVENS 2**
- Car., Den., Ind., Phi. 2

SUPER BOWL TITLES

1. New England Patriots . . . 5
- 2. BALTIMORE RAVENS 2**
- New York Giants 2
- Pittsburgh Steelers 2
- Den., GB, Ind., 1
- NO, Phi., Sea., TB 1

CONF. TITLE GAMES

1. New England Patriots . . 12
- Philadelphia Eagles 6
- Pittsburgh Steelers 6
- 4. BALTIMORE RAVENS 4**
- Green Bay Packers 4
- Indianapolis Colts 4

WINNING SEASONS

1. New England Patriots . . 18
2. Pittsburgh Steelers 15
3. Green Bay, Indianapolis . . 13
- 5. Baltimore Ravens 12**
- Philadelphia, Seattle 12

PLAYOFF BERTHS

1. New England Patriots . . 15
 2. Green Bay, Indianapolis . . 13
 4. Pittsburgh Steelers 12
 5. Philadelphia, Seattle . . 11
 - 7. BALTIMORE RAVENS 10**
- (doesn't include 2018 berths)

PLAYOFF GAMES

1. New England Patriots . . 37
2. Pittsburgh Steelers 25
3. Green Bay Packers 24
- Indianapolis Colts 24
- 5. BAL., Phi., Sea. 23**

PLAYOFF WINS

1. New England Patriots . . 27
- 2. BALTIMORE RAVENS 15**
- Pittsburgh Steelers 15
4. Philadelphia Eagles . . . 13
- Seattle Seahawks 13

SUPER BOWL CHAMPIONS



LB Ray Lewis - 2000
Super Bowl XXXV MVP

In a magnificent effort showcasing thrilling performances by their defense, offense and special teams units, the Baltimore Ravens won Super Bowl XXXV with a 34-7 victory over the New York Giants. Allowing the Giants a meager 152 total net yards, New York's attack crossed midfield just twice, while Baltimore's "D" posted 4 INTs. LB Ray Lewis was named the game's MVP, capping an accolade-filled season in which he was also tabbed the NFL's Defensive Player of the Year.



QB Joe Flacco - 2012
Super Bowl XLVII MVP

Baltimore defeated San Francisco, 34-31, in Super Bowl XLVII, capturing the franchise's second World Championship. After an amazing first-half performance, the Ravens took a commanding 28-6 lead. But following a bizarre, 34-minute power outage that halted play, the 49ers stormed back into contention. Clinging to a 34-29 edge late in the game, the Ravens stood firm on a pivotal goal-line stand, jamming SF on four-straight plays inside the 7-yard line. QB Joe Flacco was named the game's MVP.

PLAYOFF PERFORMERS

PLAYOFF WINNING PERCENTAGE (Since 1970 Merger)

Rk.	Team	Record	Pct.
1.	BALTIMORE RAVENS**	15-8	.652
2.	New England Patriots*****	33-19	.635
3.	New York Giants****	20-12	.625
4.	San Francisco 49ers*****	30-19	.612
5.	Pittsburgh Steelers*****	36-24	.600

* Number of Super Bowl Titles

JOHN HARBAUGH ERA (SINCE 2008)

PLAYOFF BERTHS

1. New England Patriots . . . 9
 2. Green Bay Packers 8
 3. Pittsburgh Steelers 7
 - 4. BALTIMORE RAVENS 6**
 - Atlanta Falcons 6
 - Cincinnati Bengals 6
 - Indianapolis, Seattle 6
- (doesn't include 2018 berths)

TOTAL WINS

1. New England Patriots . . 145
2. Pittsburgh Steelers . . . 122
3. Green Bay Packers . . . 114
- 4. BALTIMORE RAVENS . . . 112**
- New Orleans Saints* . . 112
6. Seattle Seahawks 105
7. Three Teams 104

PLAYOFF WINS

1. New England Patriots . . 13
- 2. BALTIMORE RAVENS . . . 10**
3. Green Bay Packers 9
- Seattle Seahawks 9
5. Pittsburgh Steelers 8

PLAYOFF GAMES

1. New England Patriots . . 20
2. Green Bay Packers 16
- 3. BALTIMORE RAVENS . . . 15**
4. Pittsburgh Steelers 14
- Seattle Seahawks 14

AFC TITLE GAMES

1. New England Patriots . . . 7
- 2. BALTIMORE RAVENS 3**
- Pittsburgh Steelers 3
4. Denver Broncos 2
- Indianapolis Colts 2
- New York Jets 2

PLAYOFF ROAD WINS

- 1. BALTIMORE RAVENS 7**
2. Green Bay Packers 5
3. New York Jets 4
4. San Francisco 49ers 3
5. NY Giants, Philadelphia . . 2
- Pittsburgh, Seattle 2

REG. SEASON WINS

1. New England Patriots . . 132
2. Pittsburgh Steelers . . . 114
3. New Orleans Saints* . . 106
4. Green Bay Packers . . . 105
- 5. BALTIMORE RAVENS . . . 102**
6. Atlanta Falcons 100
7. Indianapolis Colts 99

REG. SEASON HOME WINS

1. New England Patriots . . 74
- 2. BALTIMORE RAVENS . . . 64**
- Green Bay Packers 64
4. Pittsburgh Steelers 62
5. New Orleans Saints 60
6. Minnesota Vikings 59
7. Atlanta, Seattle 57

(*plays 12/17 on MNF)

SUPER BOWL SUCCESS

The Baltimore Ravens are one of four franchises (New England, NY Giants and Pittsburgh) to win multiple Super Bowls since 2000.



HEAD COACH JOHN HARBAUGH

ALL-TIME RAVENS COACHING RECORDS

John Harbaugh is the third head coach in Baltimore Ravens history. He is the franchise's all-time winningest coach (112 total victories), with Brian Billick (85) ranking second.

SEASONS
RAVENS: 11TH
NFL: 21ST

Coach	Seasons	Reg. Season	Playoffs	Total
John Harbaugh	2008-18	102-72	10-5	112-77
Brian Billick	1999-2007	80-64	5-3	85-67
Ted Marchibroda	1996-98	16-31-1	n/a	16-31-1



HARBAUGH HEAD COACHING RECORDS (2008-18)

- Overall Career Record . . . 112-77
- Regular Season Record . . 102-72
- at Home 64-23
- on Road 38-49
- vs. AFC 77-53
- vs. AFC North 39-26
- vs. NFC 25-19
- Playoffs Record 10-5
- Home Playoff Games 2-0
- Road Playoff Games 7-5
- Super Bowl Record 1-0
- vs. the Chargers 3-2

RAVENS WINS UNDER HARBAUGH

Including playoffs (10-5), the Ravens are 112-77 since **John Harbaugh's** 2008 arrival, tying for the NFL's fourth-most victories.

TOTAL NFL WINS / INCLUDING PLAYOFFS / SINCE 2008

Rk.	Team	Total Wins
1.	New England Patriots	145
2.	Pittsburgh Steelers	122
3.	Green Bay Packers	114
4.	Baltimore Ravens	112
	New Orleans Saints*	112

(*plays 12/17 on MNF)

HARBAUGH SEASON-BY-SEASON

Year	Record	Playoffs (Result)
2018	8-6	TBD
2017	9-7	No Playoff Berth
2016	8-8	No Playoff Berth
2015	5-11	No Playoff Berth
2014	10-6	1-1 (Advanced to Divisional Round)
2013	8-8	No Playoff Berth
2012	10-6	4-0 (Won Super Bowl XLVII)
2011	12-4	1-1 (Advanced to AFC Championship)
2010	12-4	1-1 (Advanced to Divisional Round)
2009	9-7	1-1 (Advanced to Divisional Round)
2008	11-5	2-1 (Advanced to AFC Championship)

HARBS IS HISTORICALLY GOOD

MOST PLAYOFF WINS BY A COACH / FIRST 10 SEASONS (Since 1970 Merger)

Coach (Team)	Playoff Wins	Seasons
Joe Gibbs (Was.)	12	1981-90
Chuck Knoll (Pit.)	11	1968-78
John Harbaugh (Bal.)	10	2008-17
Bill Belichick (Cle. & NE)	10	1991-95, 2000-04
Andy Reid (Phi.)	10	1999-2008
George Seifert (SF, Car.)	10	1989-96, '99-'00
Bill Walsh (SF)	10	1979-88

THE HARBAUGH FILE

John Harbaugh has led the Ravens to a playoff berth in six (2008-12 & 2014) of his 10 full seasons in Baltimore, and in 2012, captured the franchise's second Super Bowl title. Under "Harbs," the Ravens have secured an appearance in three AFC Championships (2008, 2011 & 2012).

Here are several Harbaugh quick hits:

- The Ravens are one of only eight teams (NE – 9; GB – 8; Pit. – 7; Atl., Bal., Cin., Ind. & Sea. – 6) to earn at least six postseason berths in the last 10 years. (Baltimore has won at least one game in each of those playoff campaigns.)
- The Ravens' 10 playoff wins since 2008 rank second only to New England's 13.
- "Harbs" is the only head coach in NFL history to win a playoff game in each of his first four and five seasons.
- John and his brother, Jim (formerly of the 49ers), are the only head coaches to advance to three conference title games in the first five years as NFL bosses.
- Harbaugh is the only coach in NFL history to win a playoff game in six of the first seven seasons of a coaching career.
- In 2012, Harbaugh became the third coach (with Bill Cowher & Chuck Knox) since the 1970 merger to guide his team to the playoffs in each of his first five seasons.
- Harbaugh owns the third-most playoff wins (10, tied) by a coach in his first 10 seasons (since the 1970 merger).
- With the Ravens' 2014 playoff berth, Harbaugh became one of eight coaches in NFL history to make the postseason in six of their first seven seasons coaching.
- For coaches to make the playoffs in at least six of their first 10 years, "Harbs" is one of four active coaches to do so (Pete Carroll, Andy Reid & Mike Tomlin).
- Harbaugh, Tom Landry (Dal.) and Tom Coughlin (Jax./NYG) own the most road playoff wins (7) by a HC in NFL history.



HEAD COACH JOHN HARBAUGH

ACTIVE HEAD COACH WINNING PERCENTAGE

Head coach **John Harbaugh** owns the fifth-best winning percentage (.593) among active coaches (min. 75 games), compiling a strong 112-77 record (including playoffs).

ACTIVE HEAD COACHES / CAREER WINNING PERCENTAGE (Totals Include Regular Season and Playoff Games / Min. 75 Games)

Rk.	Coach	Team	Seasons	Record	Pct.
1.	Bill Belichick	Cle./NE	1991-95, 2000-18	287-134	.682
2.	Mike Tomlin	Steelers	2007-18	132-72-1	.646
3.	Sean Payton	Saints*	2006-18	123-78	.612
4.	Andy Reid	Phi./KC	1999-2018	205-136-1	.601
5.	John Harbaugh	Ravens	2008-18	112-77	.593
6.	Mike Zimmer	Vikings	2014-18	47-33-1	.586
7.	Pete Carroll	NYJ/NE/Sea.	'94, '97-99, '10-18	130-92-1	.585

(*plays 12/17 on MNF)

TRENDS UNDER HARBS

On grass	45-34
Artificial turf	57-38
September	25-12
October	17-25
November	32-13
December	25-20
January	3-2
Leading at halftime	82-18
Leading after 3 quarters	90-16
When scoring first	74-24
Positive or even turnover ratio	79-30
Scoring 20 or more points	85-32
Scoring 30 or more points	37-5
Totaling 350 or more net yards	56-26
Rushing for 150 or more yards	32-7
Holding opp. under 250 net yards	37-6
Holding opp. under 21 points	84-15
Holding opp. under 15 points	61-7

POSTSEASON SUCCESS: ACTIVE COACHES

PLAYOFFS WIN PERCENTAGE (Min. 5 Games)

Rk.	Coach	Rec.	Pct.
1.	Bill Belichick	28-11	.718
2.	John Harbaugh	10-5	.667
3.	Dan Quinn	3-2	.600
4.	Pete Carroll	10-7	.588
5.	Sean Payton	7-5	.583

SUPER BOWL TITLES

1. Bill Belichick	5
2. John Harbaugh	1
Pete Carroll	1
Mike McCarthy	1
Sean Payton	1
Doug Pederson	1
Mike Tomlin	1

HARBAUGH'S PATH TO THE NFL

Team	Position	Years
Baltimore Ravens	Head Coach	2008-18
Philadelphia Eagles	Secondary	2007
Philadelphia Eagles	Special Teams Coord.	1998-2006
Indiana University	DBs/Special Teams Coord.	1997
University of Cincinnati	Assistant Head Coach	1995-96
University of Cincinnati	TEs/OLBs/RBs/Special Teams	1989-94
Morehead State	DBs/ST Coord./S&C Coach	1988
University of Pittsburgh	Tight Ends	1987
Western Michigan	Graduate Assistant	1984-86

RAVENS UNDER HARBAUGH: SINCE 2008

AFC TITLE GAMES (2nd Most - tied, Pit.)	ROAD PLAYOFF WINS (NFL High)	PLAYOFF WINS (2nd Most, NE - 13)	WINS AT HOME (2nd Most, tied, GB)	TOTAL VICTORIES (4th Most, tied, NO)

"I can't think of a coach I respect any more than John. He's got an amazing presence about him. Look what he's done. He's done great things for this organization."

- Jim Nantz, CBS Announcer, Dec. 2018





JERRY ROSBURG & SPECIAL TEAMS NOTES



ROSBURG LEADS RAVENS SPECIALISTS

SEASONS
RAVENS: 11TH
NFL: 18TH

Special teams coordinator/associate head coach **Jerry Rosburg** has guided a stellar special teams group since arriving in Baltimore in 2008. Below are several standout notes about the coach and his successful group of specialists.

SIX PRO BOWLERS

• Six Ravens have earned eight combined Pro Bowl honors while playing for Rosburg: ST **Brendon Ayanbadejo** (2008), K **Billy Cundiff** (2010), RS **Jacoby Jones** (2012), K **Justin Tucker** (2013 & 2016), LS **Morgan Cox** (2015 & 2016) and P **Sam Koch** (2015).

PRIME KICKER & PUNTER

• Two-time Pro Bowl K **Justin Tucker**, who Rosburg scouted and helped sign as a rookie free agent, owns the NFL's most FGs (230) since entering the NFL in 2012. With a 90.6% career success mark, "Tuck" is the most accurate kicker in league history (230-of-254 on FGAs). Earning his first Pro Bowl nod in 2015, P **Sam Koch**'s 46.7 gross average ranked No. 9 in the NFL that season, while his 42.9 net average was No. 2. In 2017, Koch led the NFL in both punts inside the 10 (16) and the 20 (a franchise-record 40).

2018: ANOTHER RAVENS RETURN MAN SCORES BIG

• In Week 12's win over Oakland, Baltimore native **CB/RS Cyrus Jones** posted a 70-yard punt return TD in the second quarter, marking the Ravens' first PR-TD since 10/15/17, when Michael Campanaro had a 77-yarder vs. Chicago. Dating back to 2011, six different Ravens have returned punts for touchdowns: Campanaro, Kaelin Clay, Tandon Doss, C. Jones, Jacoby Jones and Lardarius Webb.

RAVENS' BIG RETURNS IN JONES' MAGICAL SEASON

• Led by Pro Bowl RS **Jacoby Jones** in the 2012 Super Bowl season, Baltimore ranked first in the NFL in KOR average (27.3). Jones, who became the first player ever to record dual KORs of at least 105 yards in a career, tied for a league-leading 3 kick return TDs (2 KORs & 1 PR). He also tied an NFL record for longest KOR in a Super Bowl with his 108-yard KOR-TD. (In 2014's game at Pit., he added another 108-yarder to his resume, marking 4 total KOR-TDs over 100 yards in his career.)

BALTIMORE BLOCK PARTY

Since 2014, the Ravens have produced the NFL's third-most blocked kicks (13, tied), including an NFL-high (tied) 4 in 2016.

MOST BLOCKED KICKS (Since 2014)

Rk.	Team	Blocks
1.	Miami / Philly	15
3.	New England	14
4.	Baltimore / Denver	13

MOST BLOCKED KICKS (2016 Season)

Rk.	Team	Blocks
1.	Baltimore	4
	Miami	4
3.	Five Teams	3

RAVENS' 13 BLOCKS: BREAKDOWN (SINCE 2014)

Total Blocks	13	1st Qtr.	3	When Losing	8
FG Blocks	7	2nd Qtr.	1	When Winning	3
PAT Blocks	3	3rd Qtr.	3	When Tied	2
Punt Blocks	3	4th Qtr.	6	Record w/ Block	8-5



J. Tucker FGs Made
NFL's Most Since '12



J. Tucker Points Scored
NFL's 2nd Most Since 2012



J. Tucker Career FG %
Best in NFL History



Ravens KOR-TDs
NFL's 2nd Most Since '11



Ravens PR-TDs
NFL's 2nd Most Since '11
(tied with Chi.)



Ravens Total Return TDs
NFL's 2nd Most Since '11
(tied with KC)

SIX STRAIGHT IN THE TOP 5

In the past six full seasons (2012-17), the Ravens' special teams units have consistently been acknowledged as one of the league's best. In the annual special teams report from senior NFL writer Rick Gosselin, Baltimore has ranked in the NFL's Top 5 for six-straight seasons. (Gosselin's report is recognized by NFL teams as a special teams measuring stick.)

RAVENS SPECIAL TEAMS RANKINGS IN RICK GOSSELIN'S ANNUAL REPORT (Past Six Seasons)

Season	Ranking
2017	4th
2016	5th
2015	1st
2014	5th
2013	5th
2012	2nd

No other NFL team has been in the Top 5 (or even the Top 10) in each of the past six seasons.

TOP KOR AVERAGE

Since 2008, when **Jerry Rosburg** became the Ravens' ST coordinator, Baltimore owns the NFL's No. 1 KOR average (25.2).

NFL KICKOFF RETURN AVERAGE (Since 2008 / Rosburg's Baltimore Tenure)

Rk.	Team	KOR	Yards	Avg.	Long	TDs
1.	Baltimore Ravens	471	11,878	25.2	108t	7
2.	Minnesota Vikings	518	12,710	24.5	109t	10
3.	Atlanta Falcons	402	9,622	23.9	102t	1
4.	New York Jets	533	12,700	23.8	107t	6
5.	Seattle Seahawks	486	11,523	23.7	105t	6



DON "WINK" MARTINDALE & DEFENSIVE NOTES

"WINK" LEADS THE DEFENSE

On Jan. 9, 2018, the Ravens promoted **Don "Wink" Martindale** to defensive coordinator following the retirement of Dean Pees. Martindale, 54, is in his seventh year with the Ravens after serving as LBs coach from 2016-17 and ILBs coach from 2012-15. Under his guidance, **LB C.J. Mosley** has become one of the league's top defenders, earning three Pro Bowls.

The 2018 campaign marks Martindale's 14th season coaching in the NFL, where he has also spent time with Oakland (2004-08) and Denver (2009-10). In 2010, he served as the Broncos' defensive coordinator.

"Don has done a great job," **John Harbaugh** stated in November. "He has certain skills and gifts as a coach that are unique to him and are really strong. It's a team effort, too. We have a great staff. All those guys have done a great job, and our players are involved. We have the right kind of culture. I'm proud of all those guys. We have a bunch of young coaches who are really smart guys. Don does a great job of bringing them all in to it and including them."

SEASONS
RAVENS: 7TH
NFL: 14TH



2018 DEFENSIVE NUMBERS TO RAVE ABOUT

4.72 – Yards per play allowed by the Ravens' defense, ranking as the NFL's fewest. (Chicago is second at 4.85.)

34.2 – Third-down percentage, ranking No. 3.

39 – Sacks by Baltimore, tying (Houston) for 10th.

75 – Tackles for loss by Baltimore, tying (Min. & TB) for fifth.

94 – Quarterback hits by the Ravens, ranking fourth.

82.9 – Defensive passer rating by Baltimore, ranking No. 3.

RAVENS' NO. 1 DEFENSE

Entering Week 16, the Ravens own both the NFL's No. 1 scoring (ppg) and overall (yppg) defense. The only time Baltimore has finished the season ranking No. 1 in both categories was 2006.

2018 SCORING DEFENSE

Rk. Team	PPG
1. Baltimore	18.07
2. Tennessee	18.14
3. Chicago	18.86
4. Dallas	19.21
5. Houston	20.07

2018 TOTAL DEFENSE

Rk. Team	YPG
1. Baltimore	290.2
2. Buffalo	292.2
3. Chicago	310.9
4. Minnesota	314.3
5. Dallas	317.4

RAVENS "D" UNDER HARBAUGH

Don Martindale leads a defensive unit that, during the **John Harbaugh Era** (2008-18), has been superb.

POINTS PER GAME ALLOWED

1. Baltimore	19.06
2. Pittsburgh	19.13
3. New England	19.55

TOUCHDOWNS ALLOWED

1. Baltimore	351
2. Pittsburgh	361
3. Seattle	369

TOTAL NET YARDS ALLOWED

1. Pittsburgh	309.2
2. Baltimore	315.5
3. NY Jets	322.5

OPPONENT PASSER RATING

1. Baltimore	79.5
2. Buffalo	81.2
3. Cincinnati	82.0

RUSHING YARDS ALLOWED

1. Pittsburgh	93.9
2. Baltimore	97.4
3. Minnesota	101.9

THIRD-DOWN DEFENSE

1. Baltimore	36.0
Houston	36.0
3. Denver	36.3

SHUT 'EM DOWN

Dating back to 2017, 17 shutouts have been pitched by defenses throughout the NFL. Of those, a league-high 4, including Week 6's 21-0 win at Tennessee, have come courtesy of the Ravens.

MOST SHUTOUTS

(Since 1996 / Ravens' Inception)

Rk. Team	Shutouts
1. Baltimore Ravens	14
2. San Francisco 49ers	11
Seattle Seahawks	11

MOST SHUTOUTS

(Since 2017)

Rk. Team	Shutouts
1. Baltimore Ravens	4
2. Jacksonville Jaguars	2
Los Angeles Rams	2

ALL-TIME RAVENS 'D' COORDINATORS

Don Martindale joins a long line of great Ravens defensive coordinators, four of whom have gone on to become NFL head coaches: **Marvin Lewis** (1996-2001), **Mike Nolan** (2002-04), **Rex Ryan** (2005-08) and **Chuck Pagano** (2011).

RAVENS ALL-TIME DEFENSIVE COORDINATORS

Don Martindale (2018)

Dean Pees (2012-17)*

Chuck Pagano (2011)

Greg Mattison (2009-10)

Rex Ryan (2005-08)

Mike Nolan (2002-04)

Marvin Lewis (1996-2001)*

* Super Bowl-winning DC

SACK CITY, USA

In Week 6 at the Titans, Baltimore racked up a franchise-best 11 sacks, tying for the second most by a team in league history. They also stand as the most in an NFL game since 2012 (San Diego, 11).

MOST SINGLE-GAME SACKS RAVENS HISTORY

10/14/18 at Ten. 11

11/24/11 vs. SF. 9

11/26/06 vs. Pit. 9

11/16/97 vs. Phi. 9

Second-Half "D" Dominates: In Week 6 vs. Tennessee, the Ravens became the first team since the 1934 Lions not to allow a touchdown after halftime in each of their first six games of a season. (Baltimore's streak was then snapped by New Orleans in Week 7.)



MARTY MORNHINWEG & OFFENSIVE NOTES

MARTY MANS THE OFFENSE

Marty Mornhinweg was elevated to offensive coordinator on Oct. 10, 2016. A 24-year NFL coaching veteran, Mornhinweg, who joined Baltimore as QBs coach in 2015, is a former head coach of the Lions (2001-02). He has also served as offensive coordinator for the New York Jets (2013-14), Philadelphia Eagles (2004-12) and San Francisco 49ers (1997-2000).

FIVE PRO BOWLERS

- Throughout his NFL coaching career, five quarterbacks have earned Pro Bowl honors under Mornhinweg's direction: Michael Vick, Donovan McNabb, Steve Young, Jeff Garcia and Brett Favre.

SEASONS

RAVENS: 4TH
NFL: 24TH



MARTY'S NFL COORDINATOR ROLES

1997-2000: 49ers – Offensive Coordinator/QBs Coach

- During this span, SF offense ranked third in total net yards (364.6 ypg), including third in rushing (131.4 ypg) and fifth in passing (233.2 ypg).
- In 1999, the 49ers boasted the NFL's No. 1 rush offense (130.9 ypg).
- In 1998, SF offense ranked No. 1 in the NFL (425.0 ypg), including first in rushing (159.0 ypg) and second in passing (266.0 ypg).

2004-12: Eagles – Offensive Coordinator/Asst. Head Coach

- Under Mornhinweg, 10 offensive players earned a total of 17 Pro Bowl honors. Philly set a then-franchise best with 6,386 total net yards in 2011.
- In his first season (2004) guiding the offense, Philadelphia advanced to Super Bowl XXXIX.

2013-14: NY Jets – Offensive Coordinator

- Jets ranked third in the NFL rush offense (138.7 ypg) during this span.
- In 2014, helped guide a rushing attack that finished third in the NFL (142.5 ypg) behind RBs Chris Ivory and Chris Johnson.

2016-18: Baltimore Ravens – Offensive Coordinator

- In 2016, QB Joe Flacco threw for a franchise-record 4,317 yards.
- Over 2017 season's last nine games, Baltimore scored the NFL's second-most points per contest (29.4). During this span, the Ravens also ranked No. 1 in fewest giveaways (5) and No. 2 in sacks allowed (10).

TOP "0" UNDER HARBAUGH

The Ravens' Top 6 all-time single-game offensive outputs have come during the **John Harbaugh** Era, including a 496-yard performance vs. Miami with **Marty Mornhinweg** as O.C. in 2016.

RAVENS TOP TOTAL NET YARDS (Single-Game History)

Yards	Game/Date	Results
553	09/25/11 at STL	W, 37-7
548	12/13/09 vs. Det.	W, 48-3
533	12/23/12 vs. NYG	W, 33-14
503	09/23/12 vs. NE	W, 31-30
501	09/13/09 vs. KC	W, 38-24
496	12/04/16 vs. Mia.	W, 38-6

BALTIMORE RAVENS MOST TOTAL YARDS (Since 2012 / Past Six Years)

12/23/12 vs. NYG	533
09/23/12 vs. NE	503
12/04/16 vs. Mia.	496
09/20/15 at Oak.	493
10/12/14 at TB	475
09/28/14 vs. Car.	454

RUN GAME QUICK HITS

- ✓ *The Ravens have rushed for at least 190 yards in five-consecutive games. The last NFL team to achieve this feat was the 1976 Steelers.*
- ✓ *In their past five games (4-1 record), Baltimore has rushed for an NFL-high 230.4 yPG. Overall, the Ravens' run game ranks NO. 2 in the NFL (141.9 ypg).*
- ✓ *Under Harbaugh, when rushing for at least 125 yards in a game, the Ravens have produced a 53-11 record. Baltimore is 32-7 when rushing for at least 150 yards and 14-1 when tallying at least 200 under Harbaugh.*

RAVENS STOUT ON THIRD DOWN

Baltimore ranks No. 3 in third-down offense, converting 97 of 204 attempts (47.5%). Here is a breakdown of the Ravens' third-down offensive rankings, entering Week 16:

Third-and-short (<4 yards)46 of 58 (79.3%) – No. 1
Third-and-127 of 32 (84.4%) – No. 1
Third-and-2/319 of 26 (73.1%) – No. 2
Third down overall 97 of 204 (47.5%) – No. 3

10-PLAY TD DRIVES

Baltimore's offense has posted an NFL-high 36 10-play drives this season, 19 of which have produced touchdowns (also an NFL high).

10-PLAY TOUCHDOWN DRIVES / 2018 SEASON

Rk.	Team	Poss.	10-Play Drives	10-Play TDs
1.	Baltimore	153	36	19*
2.	New England	156	32	13
3.	Kansas City	150	30	16

* NFL high, with Pit. (17) in second.



2018 Ravens Rushing Ranking (141.9 YPG)
(Seattle, 154.9)



NFL-High 200-Yard Rushing Games by Baltimore in 2018
(Week 11, Week 12, Week 13, Week 15)

RUN IT UP

There have been 28 200-yard rushing games in the NFL this season, with Baltimore producing a league-high four such performances, including 3 of the Top 10.

MOST RUSHING YARDS / TOP 10 GAMES / 2018 SEASON

Rk.	Team	Week/Opp.	Yards	Result
1.	NY Jets	5 vs. Broncos	323	W
2.	Houston	12 vs. Titans	281	W
3.	Seattle	10 at Rams	273	L
4.	LA Rams	6 at Broncos	270	W
5.	Baltimore	11 vs. Bengals	267	W
6.	Tennessee	14 vs. Jaguars	264	W
7.	Detroit	7 at Dolphins	248	W
8.	LA Chargers	6 at Browns	246	W
9.	New Orleans	10 at Bengals	244	W
10.	Baltimore	15 vs. Buccaneers	242	W
	Baltimore	12 vs. Raiders	242	W



ASSISTANT COACHES

JERRY ROSBURG

SPECIAL TEAMS COORD. / ASSOC. HEAD COACH

In his 40th season coaching, Rosburg has guided an exceptional special teams group over his 10 years (2008-17) with the Ravens. Specifically in the past six full seasons (2012-17), the Ravens' ST units have consistently been acknowledged as one of the league's best. In the annual special teams report from senior NFL writer Rick Gosselin, Baltimore has ranked in the NFL's Top 5 for six-straight seasons (and is the only team to do so).

DON MARTINDALE

DEFENSIVE COORDINATOR

"Wink" was promoted to "D" coordinator on Jan. 9, 2018 after six years working with Baltimore's LBs. Originally joining the Ravens in 2012, during the past six seasons, Martindale has guided and helped grow a number of standout linebackers, most notably ILB C.J. Mosley. Martindale was the Broncos' "D" coordinator in 2010, and in 2009, coached all four LBs in the 3-4 scheme.

MARTY MORNHINWEG

OFFENSIVE COORDINATOR

Mornhinweg is in his third year as offensive coordinator, originally assuming the role in Week 6 of 2016. A 34-year coaching veteran and former NFL head coach (Lions), he has an extensive background coordinating offenses and tutoring QBs. Throughout his NFL career, five QBs have earned Pro Bowl honors under his direction: Michael Vick, Donovan McNabb, Jeff Garcia, Steve Young and Brett Favre.

GREG ROMAN

ASSISTANT HEAD COACH / TIGHT ENDS COACH

Roman is in his second stint with the Ravens, re-joining the team in 2017. In the latter part of '17, Baltimore's offense made big strides, and following the season, he was promoted to assistant head coach/TEs coach. Since his first term in Baltimore (2006-07), he has been a successful NFL offensive coordinator both in San Francisco and Buffalo.

RICHARD ANGULO

ASSISTANT OFFENSIVE LINE COACH

Angulo is in his fifth year with the Ravens and his second as the team's assistant offensive line coach. In 2017, he helped coach an offensive line that allowed the league's seventh-fewest sacks (27, tied with Minnesota). From 2015-16, he served as Baltimore's tight ends coach after being promoted from his original position of offensive coaching intern (2014).

ANDY BISCHOFF

OFFENSIVE ASSISTANT / TIGHT ENDS

Bischoff is in his fourth year with the Ravens and continues his work with the TEs, while aiding "O" coordinator Marty Mornhinweg and assistant head coach Greg Roman, who also coaches the TEs.

RANDY BROWN

SPECIALISTS COACH

Brown works directly with the kicking group – K Justin Tucker, P Sam Koch (holder) and LS Morgan Cox – and has coached five Pro Bowlers in Baltimore: Koch (2015), Cox (2015 & 2016), Tucker (2013 & 2016), K Billy Cundiff (2010) and K Matt Stover (last kicked for Ravens in 2008).

JOE CULLEN

DEFENSIVE LINE COACH

Cullen enters his third year as the Ravens' defensive line coach. He originally joined the team in 2016 following two seasons with the Buccaneers in the same role. A D-line specialist, he has 29 years of experience, including 11 in the NFL with five teams (Bal., TB, Cle., Jax. and Det.).

JOE D'ALESSANDRIS

OFFENSIVE LINE COACH

Pronounced *dell-ah-SAN-dress*, he is a 40-year coaching veteran who enters his second season as Baltimore's O-line coach. "Joe D" has extensive experience guiding and developing linemen, both in the collegiate ranks and pros. Since transitioning to the NFL in 2008, he's mentored players for the Chiefs, Bills, Chargers and Ravens.

BOBBY ENGRAM

WIDE RECEIVERS COACH

Engram, who enjoyed a 14-year NFL playing career, is in his fifth season as the Ravens' WRs coach. In his third year (2016) guiding Baltimore's receivers, his group helped record the second-most net passing yards in team history (4,100), including a franchise-best 4,317 by QB Joe Flacco.

THOMAS HAMMOCK

RUNNING BACKS COACH

Hammock is in his fifth year as the Ravens' RBs coach. In 2017, he helped guide RB Alex Collins to a breakout season, when the back tallied 973 rushing yards and 1,160 yards from scrimmage. Prior to joining the Ravens, he spent 11 years on the collegiate circuit, including three (2011-13) as Wisconsin's assistant HC/RBs/recruiting coordinator.

CHRIS HEWITT

SECONDARY COACH

Hewitt enters his second season as the secondary coach after being promoted prior to the 2017 campaign. He previously served as the team's DBs coach from 2015-16 and the assistant secondary coach in 2014. In his seventh-overall year in Baltimore, he also spent two years (2012-13) helping guide the special teams unit led by Jerry Rosburg.

CHRIS HORTON

ASSISTANT SPECIAL TEAMS COACH

Horton is in his third year as the Ravens' assistant special teams coach, working directly with Jerry Rosburg. Horton has helped Baltimore's special teams units

perform outstandingly in the three years he's been involved. In the annual special teams report from senior NFL writer Rick Gosselin, Baltimore has ranked in the NFL's Top 5 for six-straight seasons.

STERLING LUCAS

QUALITY CONTROL - DEFENSE

Lucas is in his third year with the Ravens after being promoted to a defensive quality control coach in January 2018, with responsibilities that include finding tips/tendencies on opponent offenses, self-scouting and working with the LBs.

MIKE MACDONALD

LINEBACKERS COACH

Macdonald is in his first season as the team's LBs coach. In his fifth year with the Ravens, he previously spent time as the defensive backs coach (2017) and as a defensive assistant (2015-16). He originally joined Baltimore in 2014 as a coaching intern.

JAMES URBAN

QUARTERBACKS COACH

Urban joined the Ravens in 2018. A 15-year NFL coaching veteran, he spent the past seven seasons with AFC North rival Cincinnati, coaching the WRs. He entered the NFL with the Eagles in 2004. After five seasons in two roles under Andy Reid, he was promoted to QBs coach his final two years (2009-10), coaching Pro Bowlers Donovan McNabb (2009) and Michael Vick (2010).

CRAIG VER STEEG

SENIOR OFFENSIVE ASSISTANT

Pronounced *ver-STEEG*, he is in his 11th year working with the Ravens. Ver Steeg, who owns 35 years of coaching experience, has an extensive background working with QBs, WRs and RBs. As one of John Harbaugh's original coaching hires (2008), he has assisted in game preparation, game and practice analysis and guiding players.

MATT WEISS

FOOTBALL STRATEGY COORD. / WRs

Weiss is in his 10th season with the Ravens after assisting with the QBs from 2016-17. Prior to joining the offense, he coached on defense in a variety of roles, including CBs, assistant LBs and quality control. In addition to his coaching duties, he's responsible for leading coaching staff analytics, advising John Harbaugh on game management and scripting situational practice periods.

DREW WILKINS

ASST. DEFENSIVE LINE / OLBS


Wilkins originally joined the Ravens in 2010 and was promoted to assistant D-line/OLBs coach in 2018. Wilkins, who spent three seasons (2014-16) as a defensive assistant, was responsible for weekly production of the defensive playbook, scouting reports, film breakdown and assisting with the development of the D-line in practice.



OZZIE NEWSOME / PERSONNEL NOTES

THE WIZARDRY OF OZ

SEASONS
RAVENS: 22
NFL: 40



Ozzie Newsome's legacy is unlike any the game has seen. Known throughout all of sports as a premier leader, Newsome is a Hall of Fame player, the architect of Baltimore's 2000 and 2012 Super Bowl championship teams and an elite personnel evaluator who became the NFL's first African American GM.

OZZIE NEWSOME CAREER SNAPSHOT

- NFL's first African American General Manager (promoted in 2002)
- Architect of Ravens 2000 & 2012 Super Bowl Championship Teams
- NFL Executive of the Year (2000)
- Pro Football Hall of Fame (class of 1999)
- State of Alabama Hall of Fame (class of 1995)
- National Football Foundation College Hall of Fame and NCAA Hall of Fame (class of 1994)
- 13-Year NFL Tight End with Cleveland Browns (1978-90)
- Three-Time Pro Bowler (1981, 1984-85)
- Four-Time Cleveland Touchdown Club Offensive Player of the Year
- Current Member of Two Major NFL Policy-Making Groups: Competition Committee and Player Care Foundation Board

FIRST-ROUND FINDS

Led by Ozzie Newsome, the Ravens have selected 24 players in the first round. These picks have earned 60 combined Pro Bowls, many All-Rookie honors, multiple Defensive Player of the Year Awards, two Super Bowl MVPs and two Hall of Fame enshrinements.

RAVENS ALL-TIME FIRST-ROUND DRAFT PICKS

Year	Name	Pick	Pro Bowls
1996	T Jonathan Ogden*~	4	11
1996	LB Ray Lewis* ++ ~-	26	13
1997	LB Peter Boulware*	4	4
1998	CB Duane Starks*	10	
1999	CB Chris McAlister*	10	3
2000	RB Jamal Lewis* =	5	1
2000	WR Travis Taylor	10	
2001	TE Todd Heap*	31	2
2002	S Ed Reed* +	24	9
2003	OLB Terrell Suggs* +	10	7
2003	QB Kyle Boller	19	
2005	WR Mark Clayton*	22	
2006	DT Haloti Ngata*	12	5
2007	G Ben Grubbs*	29	2
2008	QB Joe Flacco^ ~	18	
2009	T Michael Oher*	23	
2011	CB Jimmy Smith	27	
2013	S Matt Elam	32	
2014	LB C.J. Mosley*	17	3
2015	WR Breshad Perriman	26	
2016	T Ronnie Stanley	6	
2017	CB Marlon Humphrey	16	
2018	TE Hayden Hurst	25	
2018	QB Lamar Jackson	32	

* All-Rookie Team ^ Rookie of the Year (NFL.com Fan Vote)
 ~ Super Bowl MVP + Defensive Player of the Year Awards
 = Offensive Player of the Year Award - Pro Football Hall of Fame

HOMEGROWN PRO BOWLERS

Year Drafted (Rd.)	Name	Pro Bowls
1996 (1st)	LB Ray Lewis	13
1996 (1st)	T Jonathan Ogden	11
2002 (1st)	S Ed Reed	9
2003 (1st)	OLB Terrell Suggs	7
2007 (3rd)	G Marshal Yanda	6
2006 (1st)	DT Haloti Ngata	5
1997 (1st)	OLB Peter Boulware	4
1999 (1st)	CB Chris McAlister	3
2008 (2nd)	RB Ray Rice	3
2015 (RFA)	LS Morgan Cox #	2
2001 (1st)	TE Todd Heap	2
1996 (5th)	WR/RS Jermaine Lewis	2
2007 (4th)	FB Le'Ron McClain	2
2014 (1st)	LB C.J. Mosley	3
2000 (6th)	OLB Adalius Thomas	2
2012 (RFA)	K Justin Tucker #	2
2007 (1st)	G Ben Grubbs	1
2013 (4th)	FB Kyle Juszczyk	1
2006 (6th)	P Sam Koch	1
2000 (1st)	RB Jamal Lewis	1
2002 (RFA)	LB Bart Scott #	1

Undrafted rookie free agent **Bold** indicates 2017 Pro Bowler



HOMEGROWN
RAVENS PRO BOWL
PLAYERS



RAVENS
DRAFT PICKS
To Earn Pro Bowls



RAVENS
ROOKIE FREE AGENTS
To Earn Pro Bowls

Ozzie's First Two Draft Choices: Jonathan Ogden & Ray Lewis – Hall of Fame Legends

According to ESPN Stats & Info, with Ray Lewis' 2018 Hall of Fame induction, it marks the first time that two players (Ogden & Lewis in 1996) were drafted in the same round by the same team and reached the HOF in their first year of eligibility.



OZZIE NEWSOME / PERSONNEL NOTES

AN ELITE CLUB

The Ravens have won two Super Bowls during their 22-year history, doing so in 2000 and 2012. Baltimore is one of four franchises to win multiple World Championships since 2000.



MOST SUPER BOWL CHAMPIONSHIPS (Since 2000 Season)

Titles	Team	Seasons
5	New England Patriots	2001, '03-04, '14, '16
2	Baltimore Ravens	2000, '12
2	New York Giants	2007, '11
2	Pittsburgh Steelers	2005, '08

CONSISTENT CONTENDERS

The Ravens have earned 10 playoff berths in their history (2014, 2012, 2011, 2010, 2009, 2008, 2006, 2003, 2001 & 2000). Baltimore's 11 berths from 2000-17 rank fourth in the AFC and seventh overall in the NFL.

MOST NFL PLAYOFF BERTHS / 2000-17 / PAST 18 SEASONS

AFC	NFC
15 - New England	13 - Green Bay
13 - Indianapolis	11 - Philadelphia
12 - Pittsburgh	11 - Seattle
10 - Baltimore	

PLAYOFFS SINCE 2008

Baltimore is one of eight teams to earn a playoff berth in six of the past 10 full seasons. In each of those respective playoff years, the Ravens won at least one playoff game.

MOST PLAYOFF BERTHS / 2008-17 / PAST 10 SEASONS

Berths	Team	Seasons
9	New England Patriots	2009-17
8	Green Bay Packers	2009-16
7	Pittsburgh Steelers	2008, 2010-11, 2014-17
6	Baltimore Ravens	2008-12, 2014
6	Atlanta Falcons	2008, 2010-12, 2016-17
6	Cincinnati Bengals	2009, 2011-15
6	Indianapolis Colts	2008-10, 2012-14
6	Seattle Seahawks	2010, 2012-16

RAVENS "20/20" CLUB

The "20/20 Club" includes members of the team's personnel staff who started with the Ravens as young assistants and grew into evaluators with more input. The term "20/20" refers to hiring 20-year-olds for \$20,000. But according to **Ozzie Newsome**: "The guys actually started when they were a little older than 20 and for more than \$20,000, but that's what we call them."

RAVENS "20/20 CLUB" GRADUATES / CURRENT SCOUTS

Name	Joined Ravens	Current Title
George Kokinis (Cle.)	1991	Senior Personnel Assistant
Eric DeCosta	1996	Assistant General Manager
Joe Hortiz	1998	Director of College Scouting
Chad Alexander	1999	Asst. Dir. of Pro Personnel
Mark Azevedo	2005	Northeast Area Scout
David Blackburn	2007	West Area Scout
Andrew Raphael	2013	Southeast Area Scout
Brandon Berning	2015	Midwest/SW Area Scout
Joey Cleary	2015	College & Pro Scout

UNDRAFTED GEMS

Undrafted rookies **LB Chris Board**, WR/RS Janarion Grant and CB Darius Williams made the Ravens' 2018 Week 1 roster. Their statuses marked the 15th-straight season a RFA has made Baltimore's roster, tying for the NFL's second-longest active streak.

CONSECUTIVE SEASONS W/ ROOKIE FA ON WEEK 1 ROSTER (Current NFL Streaks)

Rk.	Team	Seasons
1.	Indianapolis Colts	20
2.	Baltimore Ravens	15
	Denver, New England	15

ROOKIE FREE AGENTS

The Ravens have a history of unearthing rookie free agent gems. On their 2018 Week 16 roster, the Ravens have nine such players who were originally signed by the team as undrafted players.

ORIGINAL RAVENS ROOKIE FA SIGNINGS / 2018 ROSTER

2010: LS Morgan Cox	2016: G/C Matt Skura
2012: K Justin Tucker	2017: FB/DL Patrick Ricard
2014: T James Hurst	2018: LB Chris Board
2016: LB Patrick Onwuasor	2018: RB Gus Edwards
2016: DT Michael Pierce	

RAVENS FIND SUCCESS IN EVERY ROUND

- 1st** → Jonathan Ogden ('96), Ray Lewis ('96), Peter Boulware ('97), Chris McAlister ('99), Jamal Lewis ('00), Todd Heap ('01), Ed Reed ('02), Terrell Suggs ('03), Haloti Ngata ('06), Joe Flacco ('08), Jimmy Smith ('11), C.J. Mosley ('14), Ronnie Stanley ('16), Marlon Humphrey ('17)
- 2nd** → Jamie Sharper ('97), Ray Rice ('08), Torrey Smith ('11), Courtney Upshaw ('12), Kelechi Osemele ('12), Timmy Jernigan ('14)
- 3rd** → Casey Rabach ('01), Marshal Yanda ('07), Lardarius Webb ('09), Brandon Williams ('13), Crockett Gillmore ('14)
- 4th** → Edwin Mulitalo ('99), Jarret Johnson ('03), Le'Ron McClain ('07), Dennis Pitta ('10), Kyle Juszczyk ('13), Alex Lewis ('16), Tavon Young ('16)
- 5th** → Jermaine Lewis ('96), Dawan Landry ('06), Arthur Jones ('10), Pernell McPhee ('11), Rick Wagner ('13), Matthew Judon ('16)
- 6th** → Adalius Thomas ('00), Chester Taylor ('02), Sam Koch ('06), Haruki Nakamura ('08), Tyrod Taylor ('11), Maurice Canady ('16)
- 7th** → DeAngelo Tyson ('12), Michael Campanaro ('14)
- RFA** → Mike Flynn ('97), Priest Holmes ('97), Will Demps ('02), Bart Scott ('02), Ma'ake Kemoeatu ('02), Jameel McClain ('08), Dannell Ellerbe ('09), Morgan Cox ('10), Justin Tucker ('12), James Hurst ('14), Zach Orr ('14), Patrick Onwuasor ('16), Michael Pierce ('16), Matt Skura ('16)



IRONMEN & TURNOVER NOTES

NFL IRONMEN

Among active NFL players, Ravens **P Sam Koch** (206) & **CB Brandon Carr** (174) each rank first at their respective positions for current streaks of most consecutive games played. Koch's streak also ranks as the longest in Ravens history.

CONSECUTIVE GAMES PLAYED / CURRENT NFL STREAKS

PUNTERS		CORNERBACKS	
1. Sam Koch (Bal.)	206	1. Brandon Carr (Bal.) . . .	174
2. Brett Kern (Ten.)	174	2. Patrick Peterson (Ari.) . .	126
3. Dustin Colquitt (KC)	166	3. Casey Hayward (LAC)	78

CARR IS THE IRON HORSE

Ravens **CB Brandon Carr's** 174-consecutive *starts* rank as the NFL's longest active streak among defensive players, and it stands second overall among all NFL players.

NFL CONSECUTIVE GAMES STARTED / CURRENT STREAKS

Rk.	Player	Games
1.	Philip Rivers (LAC)	206
2.	Brandon Carr (Bal.)	174
3.	Glover Quin (Det.)	146
4.	Matt Ryan (Atl.)	145
5.	Patrick Peterson (Ari.)	126
	Matthew Stafford (Det.)	126
	Ryan Kerrigan (Was.)	126

RAVENS IRONMEN

RAVENS CONSECUTIVE GAMES PLAYED / CURRENT STREAKS

Rk.	Player	Games
1.	Sam Koch	206
2.	Justin Tucker	110
3.	Anthony Levine Sr.	94

RAVENS CONSECUTIVE GAMES PLAYED / ALL-TIME STREAKS

Rk.	Player	Games	Years
1.	Sam Koch	206	2006-present
2.	Jarret Johnson	129	2003-11
3.	Joe Flacco	122	2008-2015
4.	Peter Boulware	111	1997-2003
5.	Justin Tucker	110	2012-present
	Matt Stover	110	2002-08

BALTIMORE RAVENS MOST ALL-TIME GAMES PLAYED

Rk.	Player	Games	Years
1.	Ray Lewis	228	1996-2012
2.	Terrell Suggs	227	2003-present
3.	Matt Stover	207	1996-2008
4.	Sam Koch	206	2006-present
5.	Jonathan Ogden	177	1996-2007
6.	Joe Flacco	163	2008-present
7.	Marshal Yanda	160	2007-present
	Ed Reed	160	2002-12
9.	Jarret Johnson	143	2003-11
10.	Chris McAlister	135	1999-2008
	Haloti Ngata	135	2006-14
12.	Kelly Gregg	134	2001-10
13.	Mike Flynn	133	1998-2007
	Todd Heap	133	2001-10

TURNOVER MARGIN SINCE 2008

Since **John Harbaugh's** 2008 Baltimore arrival, the Ravens have produced the NFL's fifth-best (tied) turnover differential (+39).

NFL's TOP TURNOVER DIFFERENTIALS (Since 2008 / John Harbaugh Era)

Rk.	Team	Takeaways	Giveaways	Turnover Diff.
1.	New England	301	171	+130
2.	Green Bay	294	199	+95
3.	Kansas City	280	223	+57
4.	Seattle	279	224	+55
5.	Baltimore	277	238	+39
	Carolina*	299	260	+39
7.	Atlanta	261	227	+34

* Ravens (+17) ranked No. 1 in the NFL in 2017.

(*plays 12/17 on MNF)

TURNOVERS AT HOME

Baltimore owns a +52 differential *at home* during the **John Harbaugh** Era, ranking as the league's third-best mark.

NFL's TOP TURNOVER DIFFERENTIALS / AT HOME (Since 2008 / John Harbaugh Era)

Rk.	Team	Takeaways	Giveaways	Turnover Diff.
1.	Green Bay	166	86	+80
2.	New England	158	83	+75
3.	Baltimore	154	102	+52
4.	Seattle	155	106	+49

TURNOVER TABLE SINCE 2000

Year	TA/TO	Plus/Minus	Record
2018	11/18	-7	8-6
2017	34/17	+17	9-7
2016	28/23	+5	8-8
2015	14/28	-14	5-11
2014	22/20	+2	10-6
2013	24/29	-5	8-8
2012	25/16	+9	10-6
2011	26/24	+2	12-4
2010	27/20	+7	12-4
2009	32/22	+10	9-7
2008	34/21	+13	11-5
2007	23/40	-17	5-11
2006	40/23	+17	13-3
2005	26/36	-10	6-10
2004	34/23	+11	9-7
2003	41/38	+3	10-6
2002	31/32	-1	7-9
2001	28/36	-8	10-6
2000	49/26	+23	12-4
Total	549/492	+57	174-128

RAVENS ARE...

Since 2000, here are the Ravens' records in a game:

- When turnover ratio is +2 or better 76-5
- When turnover ratio is +1 or better 111-17
- When turnover ratio is even 31-24
- When turnover ratio is negative 31-85

Note: Since 2000, the Ravens are 76-5 when posting at least a +2 turnover margin, with the only losses coming in 2010 (23-20 OT at NE), 2012 (24-23 at Phi.), 2014 (34-33 vs. SD) and 2016 (27-23 at NYG & 30-23 at NE).



THAT M&T MAGIC

AT HOME UNDER HARBAUGH



Under **John Harbaugh** (since 2008) the Ravens own the NFL's third-best home winning pct. (.736), going 64-23 at M&T Bank Stadium.

NFL'S BEST REGULAR SEASON HOME RECORDS (John Harbaugh Era / Since 2008)

Rk.	Team	Record	Pct.
1.	New England Patriots	74-12	.860
2.	Green Bay Packers	64-21-2	.747
3.	Baltimore Ravens	64-23	.736
4.	Pittsburgh Steelers	62-25	.713
5.	New Orleans Saints	60-26	.698

RAVENS STRONG AT HOME

Simply put, the Ravens have been strong at home since the day they arrived in Baltimore. Below are the Ravens' respective home records and corresponding NFL rankings during several periods.

RAVENS HOME RECORDS / NFL RANKINGS

Time Period (Milestone)	Record	NFL Rank
Since 2010 (Past Eight-plus Seasons)	52-19	3
Since 2008 (John Harbaugh's Arrival)	64-23	3
Since 2000 (First Super Bowl Season)	110-41	2
Since 1998 (M&T Bank Stadium Opened)	118-49	3
Since 1996 (Team's Inception)	125-57-1	5

AT HOME, RAVENS ARE...

- The Ravens are 17-8 at home in the month of December under **John Harbaugh** and 37-16 in such games during their history.
- Under Harbaugh (since 2008), Baltimore has gone 17-5 against NFC teams at M&T Bank Stadium, producing the best (tied, Den. & Pit.) home record by an AFC squad vs. the "other" conference.
- Baltimore has won 20 of its last 25 home games vs. NFC teams.
- In their history, the Ravens have hosted 18 games when the temperature was below 40 degrees. Baltimore is 15-3 in these games.
- Under Harbaugh, the Ravens are 20-4 in November home games, producing the NFL's best such record. The Ravens have won 18 of their past 21 home games during the month.
- Baltimore is 8-1 at home in November against AFC North foes under Harbaugh. Overall under Harbaugh, the Ravens are 22-10 in home games played against AFC North foes.
- Under Harbaugh, the Ravens are 17-2 in September home games. The Ravens have won 20 of their past 22 home games in the month of September (dating back to 2006).
- Baltimore has won 17 of its last 24 home games vs. AFC North foes.
- The Ravens are 13-3 at home all time against teams from the *West Coast* (Oak. – 6-1, SD – 3-1, SF – 2-0 and Sea. – 2-1).

TOP "D" AT HOME

Baltimore has permitted an NFL-best 16.6 ppg at home during the **John Harbaugh** Era. Under "Harbs," the Ravens are 30-0 at home when allowing 10 points or fewer. In 19 of those games, the Ravens gave up no more than 7 points.

FEWEST POINTS/GAME ALLOWED AT HOME (Since 2008)

Rk.	Team	PPG
1.	Baltimore	16.6
2.	Seattle	18.2
3.	New England	18.6

RAVENS DEFENSE AT HOME (SINCE 2008)



16.6
Points Per Game Allowed
(NFL's Fewest)



74.1
Opponent Passer Rating
(NFL's Best)



297.5
Yards Per Game Allowed
(NFL's Best)

M&T BANK STADIUM FAST FACTS

- ✓ Dating back to 2008, the Ravens have outscored opponents 2,179 to 1,441 at home. In their 64 wins during this span, the margin of victory has been a strong 14.3 points per game.
- ✓ The Ravens own a +738 point differential at home under John Harbaugh, ranking No. 3 in the NFL (NE is +1,062 & GB is +811).
- ✓ Baltimore is 32-0 under Harbaugh when allowing 12 points or fewer at home, which it has done twice (TB - 12 & Buf. - 3) in 2018.

QUITE THE HOME HISTORY

The Ravens' "D" has been stout at home for many seasons. Since 2003, Baltimore ranks first in fewest points allowed per game (16.4) among home teams. The Ravens have also registered the top mark in terms of fewest yards allowed per game (292.1).

BEST NFL DEFENSES AT HOME / SINCE 2003

TOTAL DEFENSE (Fewest Yards Allowed)

1.	Baltimore	292.1
2.	Pittsburgh	299.7
3.	NY Jets	310.5

POINTS PER GAME (Fewest Allowed)

1.	Baltimore	16.4
2.	New England	17.2
3.	Seattle	17.9

INTERCEPTIONS (Most in NFL)

1.	Baltimore	154
	Cincinnati	154
3.	New England	153

SACKS (Most in NFL)

1.	Minnesota	361
2.	Baltimore	336
3.	Pittsburgh	331



ALL-TIME RESULTS / TRENDS

RAVENS ALL-TIME RECORDS

	<u>Overall Record</u>	<u>Home</u>	<u>Away</u>
Overall	198-167-1	125-57-1	73-110
In M&T Bank Stadium (since 1998)	118-49	118-49	n/a
Coached by Ted Marchibroda	16-31-1	11-12-1	5-19
Coached by Brian Billick	80-64	50-22	30-42
Coached by John Harbaugh	102-72	64-23	38-49
vs. AFC Teams	153-129	97-50	56-79
vs. AFC North	57-44	34-16	23-28
vs. AFC Central (1996-2001)	26-28	13-14	13-14
vs. AFC East	23-21	17-5	6-16
vs. AFC South	18-17	12-5	6-12
vs. AFC West	25-19	17-7	8-12
vs. NFC Teams	50-39-1	33-10-1	17-29
vs. NFC North	8-8	6-2	2-6
vs. NFC Central (1996-2001)	3-5	3-1	0-4
vs. NFC East	13-9-1	8-2-1	5-7
vs. NFC South	12-8	6-4	6-4
vs. NFC West	14-9	10-1	4-8
On Monday Night Football	12-11	5-2	7-9
On Thursday Night Football	7-5	6-1	1-4
On Saturday	3-1	2-0	1-1
In Overtime	12-13-1	7-4-1	5-9
Ravens Shutout Wins	14-0	6-0	8-0
In Season Openers	12-11	8-4	4-7
Indoors	6-15	n/a	6-15
Note: Baltimore has played in Houston's Reliant/NRG Stadium five times (3-2), Indy's Lucas Oil Stadium twice (0-2), Dallas' Texas Stadium once (1-0) and Atlanta's Mercedes-Benz Stadium once (1-0). Three of those games at Reliant Stadium (12/13/10, 10/21/12 & 12/21/14) came when the roof was closed, meaning those games were "indoors," while the other games listed are considered "outdoors" due to open roofs.			
In August	0-1	0-1	0-0
In September	48-30	31-7	17-23
In October	36-52	19-20	17-32
In November	57-39-1	35-13-1	22-26
In December	52-41	37-16	15-25
In January	5-4	3-0	2-4

RAVENS RESULTS WHEN...

<u>Team</u>	<u>Since 2000</u>	<u>Since 2008</u>	<u>2018</u>
Record	174-128	102-72	8-6
vs. AFC North (since 2002)	57-44	39-26	2-3
vs. AFC	131-96	77-53	6-4
vs. NFC	43-32	25-19	2-2
Home	110-41	65-23	5-2
Away	64-87	38-49	3-4
On grass	83-70	45-34	7-5
Artificial turf	91-58	57-38	1-1
Outdoors	169-116	96-64	8-6
Indoors	5-12	4-7	0-0
September	40-23	25-12	3-1
October	33-41	17-25	1-3
November	52-27	32-13	2-1
December	44-34	25-20	2-1
January	5-3	3-2	0-0
Leading at halftime	137-24	82-18	7-1
Trailing at halftime	27-91	14-49	0-5
Tied at halftime	10-13	6-5	1-0
Tied after 3 quarters	4-7	2-3	1-1
Leading After 3 quarters	148-18	90-16	7-1
Trailing after 3 quarters	23-102	10-56	0-4
Decided by 7 points or less	71-71	40-47	1-4
Decided by 3 points or less	40-40	24-26	1-2
When scoring first	120-39	74-24	4-4
When not scoring first	55-89	28-48	4-2
Positive or even turnover ratio	143-42	79-30	4-3
Negative turnover ratio	31-86	23-42	4-3
Winning penalty ratio	78-53	47-27	3-4
Losing penalty ratio	84-65	47-37	5-2
Overtime	9-11	6-8	0-2
When returning a KOR for a TD	5-3	5-2	0-0
When returning a PR for a TD	9-3	5-1	1-0

<u>Offense</u>	<u>Since 2000</u>	<u>Since 2008</u>	<u>2018</u>
Scoring 20 or more points	136-47	35-32	8-4
Scoring 30 or more points	57-7	37-5	2-0
Having 20 or more first downs	81-50	59-31	8-5
Totaling 350 or more net yards	81-41	56-26	7-3
At least 35 minutes time of poss.	47-7	27-5	6-0
Rushing for 150 or more yards	57-15	32-7	4-1
When not throwing an INT	96-23	58-16	4-3
With a 100-yard rusher	55-21	27-8	3-0
Without a 100-yard rusher	119-107	75-64	5-6
With a 100-yard receiver	38-23	25-16	1-1
Without a 100-yard receiver	136-105	77-56	7-5
With a 300-yard passer	22-19	19-14	1-1
Without a 300-yard passer	152-109	83-58	7-5
<u>Defense</u>	<u>Since 2000</u>	<u>Since 2008</u>	<u>2018</u>
When scoring a defensive TD	44-7	22-5	2-0
When returning an INT for a TD	33-3	15-2	0-0
When returning a fumble for a TD	11-4	7-3	2-0
Recording 3 or more sacks	95-39	49-25	5-2
Holding opp. under 250 net yards	53-6	37-6	5-0
Holding opp. under 21 points	140-36	84-15	7-1
Holding opp. under 15 points	109-16	61-7	5-1
Allowing a 100-yard rusher	17-28	10-17	0-1
Not allowing a 100-yard rusher	156-101	92-55	8-5
Allowing a 100-yard receiver	36-40	19-24	1-1
Not allowing a 100-yard receiver	139-87	83-48	7-5
Allowing a 300-yard passer	22-27	14-19	0-2
Not allowing a 300-yard passer	151-101	88-53	8-4



TERRELL SUGGS NOTES



55 SUGGS
16TH SEASON
7 PRO BOWLS
2011 NFL DPOY
6-3, 265
OUTSIDE LINEBACKER

SUGGS SIZZLES

OLB Terrell Suggs, the 2011 DPOY and Ravens' all-time sacks leader (132.5), has 7 QB drops this season. In Week 12's win over Oakland, Suggs (age 36) scored a 43-yard FR-TD, becoming the second-oldest player in league history with a FR-TD of at least 40 yards (Sam Mills, 41 yards at age 36 in 1996).

RAVENS ALL-TIME SACKS

Rk.	Player (Years)	Sacks
1.	Terrell Suggs (2003-18)	132.5
2.	Peter Boulware (1997-2005)	70.0
3.	Michael McCrary (1997-2002)	51.0
4.	Ray Lewis (1996-2012)	41.5
5.	Adalius Thomas (2000-06)	38.5

RAVENS ALL-TIME TACKLES

Rk.	Player (Years)	Tackles
1.	Ray Lewis (1996-2012)	2,643
2.	Terrell Suggs (2003-18)	937
3.	Kelly Gregg (2001-10)	721
4.	Ed Reed (2002-12)	661
5.	C.J. Mosley (2014-18)	560
6.	Haloti Ngata (2006-14)	528

*"It's a no-brainer. He's such a phenomenal football player and leader. Everything he brings to the game of football is special."
— Ben Roethlisberger, Steelers QB, on if Terrell Suggs should be a Hall of Fame player*

SUGGS' STANDINGS

SUGGS' CAREER SACKS (Most vs. a Single Team)

- Cleveland Browns 19
- Pittsburgh Steelers 15
- Cincinnati Bengals 12.5
- Miami Dolphins 8.5

Note: Including playoffs, Suggs has totaled 20 sacks vs. Pittsburgh.

RAVENS SACKS LEADERS (2018 Season)

- Terrell Suggs 7
- Matthew Judon 7
- Za'Darius Smith 7
- Patrick Onwuasor 3.5
- Kenny Young 2.5
- T. Williams, T. Young 2

RAVENS SACKS LEADERS (Single-Season Records)

- Elvis Dumervil (2014) 17
- Peter Boulware (2001) 15
- Michael McCrary (1998) 14.5
- Terrell Suggs (2011) 14
- Trevor Pryce (2006) 13
- Terrell Suggs (2014, 2003) 12

RAVENS FORCED FUMBLES (Career Leaders)

- Terrell Suggs 37
- Ray Lewis 20
- Adalius Thomas 17
- Peter Boulware 13
- Ed Reed 11
- Jarret Johnson 9

ALL-TIME NFL SACK LEADERS

OLB Terrell Suggs' 132.5 career sacks rank second among active players and tie for 13th most in NFL history.

NFL SACKS LEADERS / ALL TIME

Rk.	Player	Sacks
1.	Bruce Smith*	200.0
2.	Reggie White*	198.0
3.	Kevin Greene*	160.0
4.	Julius Peppers (active)+	158.5
5.	Chris Doleman*	150.5
6.	Michael Strahan*	141.5
7.	Jason Taylor*	139.5
8.	DeMarcus Ware	138.5
9.	Richard Dent*	137.5
	John Randle*	137.5
11.	Jared Allen	136.0
12.	John Abraham	133.5
13.	Terrell Suggs (active)	132.5
	Leslie O'Neal	132.5
	Lawrence Taylor*	132.5
16.	Rickey Jackson*	128.0
17.	Derrick Thomas*	126.5

* Pro Football Hall of Famer + Plays 12/17



Suggs' Career Sacks
(13th, tied, All Time)



Defenders w/ Most Sacks for a Franchise

Bruce Smith (Buf.) 171
Michael Strahan (NYG)	... 141.5
Terrell Suggs (Bal.) 132.5
Lawrence Taylor (NYG) 132.5
Jason Taylor (Mia.) 131

A PLAYOFF PERFORMER

OLB Terrell Suggs has posted 12.5 sacks in the playoffs, producing a mark that ranks third in all-time NFL postseason history.

NFL POSTSEASON SACKS LEADERS / ALL TIME

Rk.	Player	Sacks	Yards
1.	Willie McGinest	16.0	113.5
2.	Bruce Smith	14.5	109.5
3.	Terrell Suggs	12.5	79.0

VETERAN DEFENDERS

MOST REGULAR SEASON GAMES PLAYED (Active NFL Defenders)

Rk.	Player (Year Entered NFL)	Games
1.	DE Julius Peppers (2002)*	263
2.	OLB Terrell Suggs (2003)	227
3.	S Mike Adams (2004)*	219

* plays 12/17

SUGGS A STRIP-SACK ARTIST

MOST CAREER STRIP-SACKS (Active NFL Defenders)

Rk.	Players	Strip-Sacks
1.	Julius Peppers (Car.)*	39
2.	Terrell Suggs (Bal.)	31

Note: Suggs tallied 4 strip-sacks in 2017. * plays 12/17

✓ The Ravens are 76-33 all time when Suggs records at least a half-sack, 20-1 when he tallies 2-or-more sacks and 5-0 when he has 3 sacks.

✓ Suggs is the only active NFL player with 900 tackles, 100 sacks & 30 FFs.



C.J. MOSLEY NOTES

AN ELITE PAIR

NFL DEFENDERS W/ 500 TACKLES, 8 INTs & 8 SACKS
(Since 2014)

Player (Team)	Tackles	INTs	Sacks
Luke Kuechly (Car.)*	609	10	9.5
C.J. Mosley (Bal.)	560	8	8.5

* plays 12/17



57 MOSLEY
5TH SEASON
3 PRO BOWLS
6-2, 250
INSIDE LINEBACKER

C.J.'s STOPS

LB **C.J. Mosley**, Baltimore's 2014 first-round draft pick and a three-time Pro Bowler, owns the NFL's fifth-most total tackles (560) over the past five seasons. In 2018, he has tallied a team-high 91 stops.

NFL'S TACKLE LEADERS (Since 2014)

Rk.	Player (Team)	Tackles
1.	Bobby Wagner (Sea.)	632
2.	Luke Kuechly (Car.)*	609
3.	Lavonte David (TB)	586
4.	Telvin Smith Sr. (Jax.)	565
5.	C.J. Mosley (Bal.)	560
6.	Preston Brown (Cin.)	546
7.	Demario Davis (NO)*	533
8.	Alec Ogletree (NYG)	477
	Avery Williamson (NYJ)	477

* plays 12/17

A TACKLE MACHINE

In Week 7 vs. NO, LB **C.J. Mosley** surpassed the 500-tackle milestone by posting a career-high 16 stops. He now has 560 tackles, ranking fifth most in franchise history.

RAVENS TACKLES LEADERS / FRANCHISE HISTORY

Rk.	Player (Years)	Tackles
1.	Ray Lewis (1996-2012)	2,643
2.	Terrell Suggs (2003-present)	937
3.	Kelly Gregg (2001-10)	721
4.	Ed Reed (2002-12)	661
5.	C.J. Mosley (2014-present)	560
6.	Haloti Ngata (2006-14)	528
7.	Jarret Johnson (2003-11)	523
8.	Jamie Sharper (1997-2001)	522

MOSLEY QUICK HITS

- ✓ In 2017, LB **C.J. Mosley** tallied 132 total tackles, 11 TFL, 2 INTs (1 for a 63-yard TD), 1 sack, 3 FRs and 3 FFs to earn his third Pro Bowl honor.
- ✓ Mosley was the NFL's only player with at least 125 tackles, 3 sacks and 2 INTs in 2014, when he finished second to DT Aaron Donald in the 2014 NFL Defensive Rookie of the Year voting.
- ✓ Mosley (2014), Daryl Smith (2013) & Ray Lewis (1998, 1999, 2000 & 2001) are the only Raven defenders to register at least 115 tackles, 3 sacks and 2 INTs in a single season.
- ✓ Mosley is the first-ever Ravens rookie to earn Pro Bowl honors (2014).

560

Total Tackles
NFL's Fifth Most
Since 2014

91

Total Tackles
Ravens Most
in 2018

3

2017 NFL Defenders
w/ 120 tackles, 10 TFL, 2 INTs & 1 sack
(Mosley, Deion Jones & Bobby Wagner)

16

Career-High Tackles
by Mosley in Week 7's
2018 Game vs. NO

'BACKER THEFTS

LB **C.J. Mosley** has produced the NFL's second-most INTs by a linebacker (8, tied) since he entered the NFL in 2014. Mosley had 2 thefts in 2017, including a 63-yard pick-6 in Week 8 vs. the Dolphins.

INTS / NFL LINEBACKERS (Since 2014)

1.	Luke Kuechly (Car.)	10
	Alec Ogletree (NYG)	10
3.	C.J. Mosley (Bal.)	8
	Deion Jones (Atl.)	8
	Telvin Smith Sr.	8

INTS / RAVENS LINEBACKERS (All-Time Career Leaders)

1.	Ray Lewis	31
2.	C.J. Mosley	8
3.	Terrell Suggs	7
4.	Adalius Thomas	6
5.	Daryl Smith	5

INTS / RAVENS LINEBACKERS (Single-Season History)

1.	Ray Lewis (2003)	6
2.	C.J. Mosley (2016)	4
3.	Zachary Orr (2016)	3
	Ray Lewis (3 times)	3
	Daryl Smith (2013)	3



YANDA, B. WILLIAMS & JUDON NOTES

73 YANDA
12TH SEASON
6 PRO BOWLS
6-3, 305
GUARD



STANDING GUARD

G Marshal Yanda, considered one of the greatest players to ever wear a Ravens uniform and an elite NFL lineman, has been to six-career Pro Bowls, which stand fifth in franchise history. Only four active NFL O-linemen have played in more games than Yanda, who currently sits at 160 games during his 12-year career.

MOST PRO BOWLS (Ravens History)

LB Ray Lewis	13
T Jonathan Ogden	11
S Ed Reed	9
OLB Terrell Suggs	7
G Marshal Yanda	6

MOST GAMES PLAYED (Active NFL O-Linemen)

T Andrew Whitworth (LAR) . .	197
T Jason Peters (Phi.)	190
T Donald Penn (Oak.)	178
T Joe Staley (SF)	172
G Marshal Yanda (Bal.) . .	160

*“Only the elite of the elite guards earn serious Hall of Fame consideration. Yanda belongs in that realm.”
– Childs Walker, The Baltimore Sun*

PERENNIAL PRO BOWLER

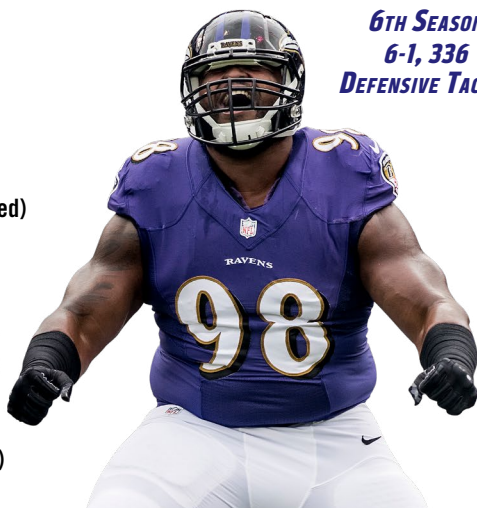
- ✓ 2016 marked the sixth-straight Pro Bowl invitation for **G Marshal Yanda**. (Yanda missed the final 14 games of 2017 with a broken ankle.)
- ✓ The 12-year veteran has played in 160 games (149 starts) during his career, ranking as the second-most games played among offensive linemen in Ravens history (Jonathan Ogden – 177).
- ✓ Prior to the 2015 campaign, Ravens’ season ticket holders voted Yanda as one of the Top 10 players in the franchise’s 20-year existence.

MOST PRO BOWL SELECTIONS (Active NFL Offensive Linemen)

Rk.	Player (Team)	Pro Bowls
1.	T Jason Peters (Phi.)	9
2.	G Marshal Yanda (Bal.)	6
	C Maurkice Pouncey (Pit.)	6
	T Joe Staley (SF)	6
	T Trent Williams (Was.)	6

98 WILLIAMS

6TH SEASON
6-1, 336
DEFENSIVE TACKLE



3
Ravens 2018 Run
Defense Ranking
(87.6 Rush YPG Allowed)

4
Ravens 2018
Rushing Average
(3.78 YPC Allowed)

WILLIAMS ANCHORS RUN “D”

DT Brandon Williams is one of the NFL’s top D-linemen, helping Baltimore regularly produce a dominant run defense. Dating back to 2014, when Williams became a full-time starter, Baltimore has been especially stout against opposing ground games.

RUSHING YPG ALLOWED (Since 2014)

1. Carolina (plays 12/17) . . . 95.5
2. Seattle Seahawks 96.0
- 3. Baltimore Ravens . . . 96.3**
4. Pittsburgh Steelers . . . 98.9
5. Denver Broncos 101.1

RUSHING AVG. YPC ALLOWED (Since 2014)

1. Seattle Seahawks 3.83
2. Denver Broncos 3.84
- 3. Baltimore Ravens . . . 3.85**
4. New York Jets 3.93
5. Houston Texans 3.94

7

Team-High Sacks in 2018
Tied (Suggs & Z. Smith)

15

Sacks Since 2017
Second on the Team

26

Team-High Tackles for
Loss since 2017
(Terrell Suggs is 2nd w/ 24)

99 JUDON

3RD SEASON
6-3, 261
OLB



AN ALL-AROUND LB

NFL LINEBACKERS / 2018 SEASON (w/ at Least 35 Tackles, 9 TFL, 7 Sacks & 3 PD)

Defender	Tackles	TFL	Sacks	PD
Darius Leonard (Ind.)	146	12	7.0	6
Matthew Judon (Bal.)	42	9	7.0	3
Khalil Mack (Chi.)	42	9	12.5	4

3 – Sacks by OLB **Matthew Judon** in a span of three plays in Week 12 vs. Oakland. He is the second player since 1982 (when the stat began being tracked) with a sack on three-straight opponent offensive plays (Indy’s Brad Scioli vs. Houston in 2002).



LAMAR JACKSON & GUS EDWARDS NOTES

JACKSON'S STARTING DEBUT

QB Lamar Jackson made his first-career start in Week 11 vs. Cincy, boosting the Ravens to a 24-21 victory. Here are several notable feats by the first-round draft pick (32nd overall) from the game:

- Jackson completed 13 of 19 passes for 150 yards and 1 INT, adding 119 rushing yards on 26 carries.
- It marked the first time in NFL history that a team had a rookie QB and RB (Gus Edwards, 115) each surpass 100 rushing yards.
- Jackson's 119 rushing yards are the third most by a rookie QB since the 1970 AFL-NFL merger, with only **QB Robert Griffin III** (138 on 10/14/12 with Washington) and Josh Allen (135 on 12/2/18 for Buffalo) having more.
- The 119 stand as the most rushing yards by a QB in a starting debut, while his 26 attempts are the most by a QB in the modern NFL era.

8 JACKSON

ROOKIE
6-2, 212
QUARTERBACK



427

Rushing Yards
in Jackson's Five Starts
Most by Any QB in the
First Five Starts
of a Career
(Super Bowl Era)

36

Rushing 1st Downs
Most by a QB in 2018

35 EDWARDS

ROOKIE
6-1, 238
RUNNING BACK



26

Rushing First Downs
Most (tied) in the NFL
Since Week 11

486

Rushing Yards
Since Week 11
NFL's Fourth Most

ACTION JACKSON

Rookie **QB Lamar Jackson** has rushed for 566 yards this season, the most among all NFL quarterbacks. In his last five games alone (all starts with a 4-1 record), Jackson has posted 427 rushing yards, which rank as the NFL's fifth-most overall since Week 11.

MOST RUSHING YARDS / QUARTERBACKS (2018 Season)

Rk.	Quarterback	Att.	Yards	Avg.	LG	TDs
1.	Lamar Jackson (Bal.)	114	566	4.96	39	3
2.	Josh Allen (Buf.)	75	506	6.75	45	6
3.	Cam Newton (Car.)*	96	473	4.93	29	4
4.	Deshawn Watson (Hou.)	78	436	5.59	34	2
5.	Mitchell Trubisky (Chi.)	60	402	6.70	39	3

* plays 12/17

QB Lamar Jackson, the 2016 Heisman Trophy winner, is the only player in FBS history to rush for at least 1,500 yards and pass for at least 3,500 yards in a season, accomplishing the incredible feat twice (2016 & 2017) while at Louisville.

NOSE FOR THE END ZONE

QB Lamar Jackson has produced 3 of the Ravens' 17 rushing TDs this season, which rank as the NFL's fourth most.

RUSHING TOUCHDOWNS (NFL QBs / 2018 Season)

1.	Josh Allen	6
2.	Dak Prescott	5
3.	Drew Brees (plays 12/17)	4
	Cam Newton (plays 12/17)	4
5.	Lamar Jackson	3
	Ben Roethlisberger	3
	Mitchell Trubisky	3

TEAM RUSHING TOUCHDOWNS (2018 Season)

Rk.	Team	TDs
1.	New Orleans (plays 12/17)	21
2.	Los Angeles Rams	19
3.	Denver Broncos	18
4.	Baltimore Ravens	17
5.	New England/Pittsburgh	16

'GUS THE BUS' KEEPS ROLLING

Baltimore has rushed for over 190 yards in five-straight games, marking the NFL's first such occurrence by a team since 1976 (Steelers). Much of this success can be attributed to **RB Gus Edwards** and **QB Lamar Jackson**, who have posted 486 and 427 yards, respectively, each ranking in the NFL's Top 5 leaders dating back to Week 11, when Jackson made his first-career start.

MOST RUSHING YARDS / SINCE WEEK 11 / PAST FIVE GAMES

Rk.	Player	Att.	Yards	Avg.	LG	TDs
1.	Saquon Barkley (NYG)	92	569	6.18	78	4
2.	Derrick Henry (Ten.)	77	524	6.81	99	7
3.	Ezekiel Elliott (Dal.)	118	518	4.39	24	2
4.	Gus Edwards (Bal.)	96	486	5.06	26	2
5.	Lamar Jackson (Bal.)	86	427	4.97	39	2

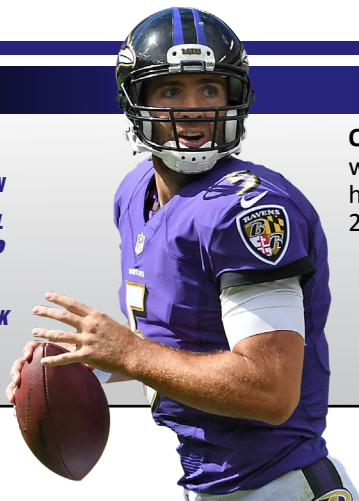
RAVE REVIEWS FOR ROOKIE RB

In Week 12's 34-17 win vs. Oakland, rookie **RB Gus Edwards** rushed for over 100 yards for the second-straight game, finishing with 118 on 23 carries (5.1 average). With that performance...

- Edwards became the second rookie in Ravens history with back-to-back 100-yard games (Jamal Lewis, 2000, Weeks 12-13).
- Edwards became the sixth undrafted rookie in the NFL's common draft era to produce 100-plus rushing yards in consecutive games. He joined Branden Oliver (2014), LeGarrette Blount (2010), Dominic Rhodes (2001), Fred Lane (1997) and Clark Gaines (1976) in accomplishing the feat.
- Edwards also became the first Raven to rush for back-to-back "100s" since RB Justin Forsett (Nov. 2014).

Despite not playing until Week 6 this season, Gus Edwards (550) ranks sixth in the NFL in rushing yards by a rookie.

JOE FLACCO NOTES



RAVENS ALL-TIME PASSING LEADER

5 FLACCO

11TH SEASON

SUPER BOWL
XLVII MVP

6-6, 245
QUARTERBACK

QB Joe Flacco is the Ravens' all-time leading passer in every major category. Flacco, who led Baltimore to a Super Bowl XLVII victory in 2012 (and earned game MVP honors), is in his 11th NFL campaign. In nine games this season, Flacco has completed 232 of 379 passes (61.2%) for 2,465 yards, 12 TDs and 6 INTs (84.2 rating).

RAVENS CAREER PASSING LEADERS

Rk.	Player	G	Att	Cmp	Pct	Yards	TDs	INTs	Rate
1.	Joe Flacco	163	5,670	3,499	61.7	38,245	212	136	84.1
2.	Kyle Boller	53	1,311	746	56.9	7,846	45	44	71.9
3.	V. Testaverde	29	1,019	596	58.5	7,148	51	34	82.8

PLAYOFF PERFECTION

Super Bowl XLVII MVP QB Joe Flacco was masterful during the Ravens' 2012 playoff run, completing 73 of 126 passes for 1,140 yards, 11 TDs and 0 INTs to produce a 117.2 passer rating. Flacco joined Hall of Fame QB Joe Montana (1989) as the only players to produce 11 TDs and 0 INTs during an NFL postseason.

JOE FLACCO STATISTICS / 2012 PLAYOFFS

Game (Opp./Rd.)	Cmp-Att	Pct.	Yards	TDs	INTs	Rate
1/06/13 vs. Ind. (WC)	12-23	52.2	282	2	0	125.6
1/12/13 at Den. (Div.)	18-34	52.9	331	3	0	116.2
1/20/13 at NE (AFC)	21-36	58.3	240	3	0	106.3
2/03/13 at SF (SB)	22-33	66.6	287	3	0	124.2
Totals (Record: 4-0)	73-126	57.9	1,140	11	0	117.2

FLACCO POSTSEASON QUICK HITS

- ✓ Flacco, Joe Montana (1989) and Kurt Warner (2008) are the only QBs in NFL history to throw 11 TDs in a single postseason. Neither Flacco nor Montana threw an INT.
- ✓ In the Ravens' last 10 playoff games (since 2010), Flacco is 196-of-327 for 2,563 yards, 24 TDs and 4 INTs (104.1 rating). He has led the Ravens to a 7-3 record in these contests.
- ✓ In Baltimore's last six playoff games (5-1 record), Flacco has thrown 17 TDs and 2 INTs. Completing 119 of 200 passes for 1,691 yards, he owns a magnificent 111.1 QB rating.
- ✓ Flacco has thrown at least 2 TDs in eight-straight playoff games, marking the longest streak in NFL postseason history.

QUARTERBACK WINS

MOST TOTAL WINS BY QBs (Includes Playoffs / Since 2008)

Rk.	Player	Record
1.	Tom Brady	132-43
2.	Drew Brees (plays 12/17)	112-69
3.	Ben Roethlisberger	112-58-1
4.	Aaron Rodgers	108-63-1
5.	Joe Flacco	106-72

MOST REGULAR SEASON WINS BY QBs (First SEVEN Seasons / NFL History)

Rk.	Player	Wins
1.	Joe Flacco (2008-14)	72
2.	Tom Brady (2000-06)	70
3.	Ben Roethlisberger (2004-10)	69

MOST REGULAR SEASON WINS BY QBs (First EIGHT Seasons / NFL History)

Rk.	Player	Wins
1.	Tom Brady (2000-07)	86
2.	Ben Roethlisberger (2004-11)	80
	Peyton Manning (1998-2005)	80
4.	Jim Kelly (1986-93)	76
5.	Joe Flacco (2008-15)	75

MOST REGULAR SEASON WINS BY QBs (First NINE Seasons / NFL History)

Rk.	Player	Wins
1.	Peyton Manning (1998-2006)	92
2.	Tom Brady (2000-08)	87
	Ben Roethlisberger (2004-12)	87
4.	Matt Ryan (2008-16)	85
5.	Joe Flacco (2008-16)	83
	Jim Kelly (1986-94)	83

QB PLAYOFF VICTORIES

PLAYOFF WINS (ACTIVE QBs / SINCE 2008)

1.	Tom Brady	13
2.	Joe Flacco	10
3.	Aaron Rodgers	9
4.	Ben Roethlisberger	8
	Russell Wilson	8

ROAD PLAYOFF WINS (BY QBs / NFL HISTORY)

1.	Joe Flacco	7
2.	E. Manning, A. Rodgers	5
	B. Roethlisberger	5
5.	L. Dawson, J. Delhomme	4
	M. Sanchez, R. Staubach	4

QB/HC DUOS

MOST REGULAR SEASON STARTS BY A QUARTERBACK / ENTIRE CAREER WITH SAME HEAD COACH (NFL History)

Rk.	Quarterback/Head Coach (Years)	Starts
1.	Tom Brady/Bill Belichick (2001-present)	265
2.	Joe Flacco/John Harbaugh (2008-present)	163
3.	Terry Bradshaw/Chuck Knoll (1970-83)	158

FLACCO AT HOME

13-1

Touchdowns to interceptions ratio for QB Joe Flacco in his last nine home games. He has a 93.1 rating, completing 63.8% of his passes and averaging 216.6 yards per game.

90.5

Career passer rating for QB Joe Flacco in 81 career home games (60-21), averaging 240 passing yards per contest, with 116 TDs and 52 INTs, and producing 7.15 yards per attempt.



JOE FLACCO NOTES

JOE'S RAVENS PASSING RECORDS

300-YARD PASSING GAMES (Ravens Single Seasons)

Rk.	Player (Year)	Games
1.	Joe Flacco (2015)	5
	Joe Flacco (2014)	5
	Joe Flacco (2012)	5
	Vinny Testaverde (1996)	5
5.	Joe Flacco (2016, 2011)	4

300-YARD PASSING GAMES (Ravens Career History)

Rk.	Player (Year)	Games
1.	Joe Flacco (2008-18)	32
2.	Vinny Testaverde (1996-97)	8
3.	Steve McNair (2006-07)	2
	Jeff Blake (2002)	2
	Eric Zeier (1996-97)	2

MOST PASSES WITHOUT AN INT (Ravens History)

Rk.	Player (Year)	Passes
1.	Joe Flacco (2016)	176
2.	Eric Zeier (1997-98)	175
3.	Steve McNair (2006)	162
4.	Joe Flacco (2010)	137
5.	Joe Flacco (2014, 2012)	126

MORE RAVENS RECORDS

RAVENS SINGLE-GAME PASSING YARDS

Yards	Player	(Opp./Date)
429	Vinny Testaverde	vs. STL, 10/27/96
389	Joe Flacco	at STL, 9/25/11
385	Joe Flacco	at Min., 10/18/09
384	Joe Flacco	at Oak., 9/20/15
382	Joe Flacco	vs. NE, 9/23/12

RAVENS SINGLE-SEASON PASSING YARDS

Rk.	Player (Year)	Cmp-Att	Pct.	Yards	TD	INT	Rate
1.	Joe Flacco ('16)	436-672	64.9	4,317	20	15	83.5
2.	V. Testaverde ('96)	325-549	59.2	4,177	33	19	88.7
3.	Joe Flacco ('14)	344-554	62.0	3,986	27	12	91.0
4.	Joe Flacco ('13)	362-614	59.0	3,912	19	22	73.1
5.	Joe Flacco ('12)	317-531	59.7	3,817	22	10	87.7

QUARTERBACK IRONMEN

MOST CONSECUTIVE STARTS / QUARTERBACKS / NFL HISTORY

Rk.	Player (Years)	Games
1.	Brett Favre (1992-2010)	297
2.	Eli Manning (2004-17)	210
3.	Peyton Manning (1998-2011)	208
4.	Philip Rivers (2006-present)	206
5.	Matt Ryan (2009-present)	145
6.	Matthew Stafford (2011-present)	126
7.	Joe Flacco (2008-15)	122

2018 PASSING YARDS

QB Joe Flacco's passing yards (2,465) this season mark the second most (2,492 in 2015) he's ever produced through a season's first nine games. (Flacco was out for Weeks 11-14 with a hip injury and then named the backup QB in Week 15.)

RAVENS RECORD & FLACCO...

With 300 passing yards	19-13	With at least a 100 QB rating . . .	42-6	vs. AFC North	36-25	In October	17-25
With 3-or-more TD passes	14-3	With at least a 110 QB rating . . .	23-3	vs. AFC	73-49	In November	29-13
When not throwing an INT	57-16	When not sacked	19-6	vs. NFC	23-18	In December/January	25-17
With at least 4 comps. 25+ yards . .	9-4	Playing in < 40 degree weather . .	12-8	In September	25-12	In season's final four games . .	22-14

GAME-WINNING DRIVES: 26 (24 REGULAR SEASON & 2 PLAYOFFS)

GAME-WINNING DRIVES IN FOURTH QUARTER OR OVERTIME (26 TOTAL)

Date/Opp.	Drive Length	Scoring Play	Time Left	Score
11/02/08 at Cle.	5 plays, 59 yards in 1:54	Stover 22-yard field goal	5:36	30-27
01/10/09 at Ten. (Div.)	9 plays, 51 yards in 3:30	Stover 43-yard field goal	0:53	13-10
09/13/09 vs. KC	8 plays, 74 yards in 3:15	Clayton 31-yard pass from Flacco	2:06	38-24
11/29/09 vs. Pit.	6 plays, 17 yards in 3:23	Cundiff 29-yard field goal	6:42 (OT)	20-17
09/26/10 vs. Cle.	10 plays, 69 yards in 5:41	Boldin 27-yard pass from Flacco	9:13	21-17
10/03/10 at Pit.	4 plays, 40 yards in 0:36	Houshmandzadeh 18-yard pass from Flacco	0:32	17-14
10/24/10 vs. Buf.	4 plays, 9 yards in 1:58	Cundiff 38-yard field goal	10:54 (OT)	37-34
12/19/10 vs. NO	5 plays, 66 yards in 1:31	Cundiff 32-yard field goal	10:03	27-24 (30-24 final)
10/30/11 vs. Ari.	5 plays, 37 yards in 0:52	Cundiff 25-yard field goal	0:00	30-27
11/06/11 at Pit.	13 plays, 92 yards in 2:16	T. Smith 26-yard pass from Flacco	0:08	23-20
11/24/11 vs. SF	16 plays, 76 yards in 7:34	Pitta 8-yard pass from Flacco	14:56	13-6 (16-6 final)
09/23/12 vs. NE	7 plays, 70 yards in 1:55	Tucker 27-yard field goal	0:00	31-30
11/04/12 at Cle.	9 plays, 81 yards in 4:22	T. Smith 19-yard pass from Flacco	4:26	22-15 (25-15 final)
11/25/12 at SD	12 plays, 40 yards in 3:09	Tucker 38-yard field goal	0:00	13-13
	12 plays, 69 yards in 3:49	Tucker 38-yard field goal	1:07 (OT)	16-13
01/12/13 at Den. (Div.)	3 plays, 77 yards in :38	J. Jones 70-yard pass from Flacco	0:31	35-35
	6 plays, 16 yards in 2:33	Tucker 47-yard field goal	13:18 (2OT)	38-35
10/06/13 at Mia.	7 plays, 34 yards in 2:25	Tucker 44-yard field goal	1:42	26-23
11/10/13 vs. Cin.	8 plays, 28 yards in 4:34	Tucker 46-yard field goal	5:27 (OT)	20-17
12/08/13 vs. Min.	5 plays, 80 yards in 0:41	M. Brown 9-yard pass from Flacco	0:04	29-26
12/16/13 at Det.	7 plays, 24 yards in 1:43	Tucker 61-yard field goal	0:38	18-16
09/21/14 at Cle.	6 plays, 37 yards in 1:58	Tucker 32-yard field goal	0:00	23-21
12/28/14 vs. Cle.	2 plays, 69 yards in :50	T. Smith 16-yard pass from Flacco	7:33	13-10 (20-10 final)
10/01/15 at Pit.	7 plays, 45 yards in :58	J. Tucker 42-yard field goal	0:03	20-20
	8 plays, 32 yards in 4:33	J. Tucker 52-yard field goal	5:08 (OT)	23-20
11/01/15 vs. SD	9 plays, 59 yards in 2:27	J. Tucker 39-yard field goal	0:00	29-26
11/22/15 vs. STL	5 plays, 12 yards in :54	J. Tucker 47-yard field goal	0:00	16-13
09/18/16 at Cle.	5 plays, 27 yards in 2:35	J. Tucker 49-yard field goal	11:19	22-20 (25-20 final)
09/25/16 at Jax.	8 plays, 22 yards in 1:57	J. Tucker 54-yard field goal	1:02	19-17



CRABTREE, BROWN & SNEAD IV NOTES

TOUCHDOWN TRIOS

In Week 1's 47-3 win over Buffalo, three Ravens wideouts (**John Brown**, **Michael Crabtree** & **Willie Snead IV**) each caught a touchdown. It marked just the fifth time in franchise history (and first since 2014) that such a feat was accomplished.

GAMES WITH A TD CATCH BY THREE DIFFERENT RECEIVERS (Ravens History)

- 9/9/18 vs. Buf. – Ravens 47, Bills 3**
 - John Brown, Michael Crabtree, Willie Snead IV
- 10/12/14 at TB – Ravens 48, Bucs 17**
 - Kamar Aiken, Michael Campanaro, Torrey Smith, Steve Smith Sr.
- 12/5/99 vs. Ten. – Ravens 41, Titans 14**
 - Justin Armour, Jermaine Lewis, Patrick Johnson
- 11/1/98 vs. Jax. – Jaguars 45, Ravens 19**
 - Patrick Johnson, Jermaine Lewis, Floyd Turner
- 10/27/96 vs. STL – Ravens 37, Rams 31**
 - Derrick Alexander, Michael Jackson, Floyd Turner

15 CRABTREE
10TH SEASON
6-1, 215
WIDE RECEIVER



51

Receptions in 2018
 Second Most on the Team
 (Willie Snead IV - 61)

630

Career Catches
 Seventh Most Among
 Active Players

SCORING THREAT

MOST NFL RECEIVING TOUCHDOWNS (Since 2015)

Rk.	Player (Team)	TDs
1.	Antonio Brown (Pit.)	44
2.	DeAndre Hopkins (Hou.)	39
3.	Davante Adams (GB)	35
4.	Doug Baldwin (Sea.)	33
5.	Odell Beckham Jr. (NYG)	32
6.	Michael Crabtree (Bal.)	28
	A.J. Green (Cin.)	28
8.	Two Players	27

2

NFL Players
 Crabtree & Antonio Brown
 to record at least 8 TD
 catches in each of the past
 three full seasons (2015-17)

KING CRAB NOTES

WR Michael Crabtree, a 10-year NFL veteran, signed with the Ravens as a free agent this past spring. Through 14 games, he has tallied 51 catches for 567 yards and 3 TDs. Here are several fast facts about the standout wideout:

- Crabtree has produced at least 8 receiving TDs in a season four times, including in each of the past three years (9 – 2015, 8 – 2016 & 8 – 2017).
- His 28 receiving TDs since 2015 (see chart above) tie (A.J. Green) for the NFL's sixth most.
- Crabtree and Steelers WR Antonio Brown are the only NFL players to post at least 8 TD catches in each of the past three full seasons.
- Crabtree has totaled at least 85 catches in a season three times, with a career-high 89 during the 2016 campaign (earned Pro Bowl alternate honors).
- He has twice surpassed 1,000 receiving yards, tallying a career-high 1,105 (on 85 receptions) in 2012.

RED ZONE & TD FAST FACTS

- ✓ When Crabtree scores at least 1 receiving TD, his team has produced a 31-12-1 record. When he has 2 TDs, they are 6-2.
- ✓ Of Crabtree's 54 career receiving TDs, 28 have come in the red zone.
- ✓ Since 2015, 16 of Crabtree's 28 receiving TDs occurred in the red zone.

83 SNEAD IV
4TH SEASON
5-11, 205
WIDE RECEIVER

61

Snead IV's Catches
 in 2018
 Most on the Team

681

Brown's 2018
 Receiving Yards
 First on the Team



13 BROWN
5TH SEASON
5-11, 178
WIDE RECEIVER

RAVENS NEW WIDEOUTS

Through 14 games, **WR John Brown** leads Baltimore with 681 receiving yards and 5 TDs on 39 catches. His 17.46 ypc average ranks fifth best in the NFL. **WR Willie Snead IV** ranks second on the team with 626 receiving yards and 1 TD on a Ravens-high 61 catches. An impressive 36 of those have earned first downs.

NFL YARDS-PER-CATCH AVERAGE / 2018 SEASON

Rk.	Player	Rec.	Yards	Avg.	LG	TDs
1.	DeSean Jackson (TB)	40	750	18.75	75t	4
2.	Josh Gordon (NE)	41	737	17.96	55t	4
3.	Mike Evans (TB)	74	1,328	17.95	72t	5
4.	Courtland Sutton (Den.)	35	614	17.54	42	3
5.	John Brown (Bal.)	39	681	17.46	71	5

Quick Hit:

- John Brown and Mike Evans are the only NFL WRs with at least 600 receiving yards, 5 TDs and a 17.0 yards-per-catch average.



JEFFERSON, Z. SMITH & CARR NOTES



DROPPIN' FOR LOSS

23 JEFFERSON
6TH SEASON
5-11, 211
SAFETY

Since 2015, **S Tony Jefferson** leads the NFL in tackles for loss by a DB, with 29 such stops, including 7 in his first year (2017) with the Ravens and 5 this season. While with Arizona in 2016, his 13 TFL led all NFL defensive backs. The 13 stops also rank as the NFL's most by a DB in a season since the stat began being tracked in 2008.

MOST TACKLES FOR LOSS / NFL DEFENSIVE BACKS / SINCE 2015

Rk.	Player	Tackles for Loss
1.	Tony Jefferson (Bal.)	29
2.	Tyrann Mathieu (Hou.)	24
3.	Malcolm Jenkins (Phi.)	23
4.	Two Players	22

Tony Jefferson is one of six NFL safeties to post at least 5 tackles for loss, 1 sack, 1 INT, 1 forced fumble and 1 fumble recovery in 2018 (Jamal Adams, Kareem Jackson, Malcolm Jenkins, Jordan Poyer & Harrison Smith).



TACKLES FOR LOSS
Ninth (tied) Among
NFL DBs in 2018



TACKLES FOR LOSS
Most Among NFL
DBs since 2015



TOTAL TACKLES
Eighth Among NFL
DBs since 2015

CARR'S IMPRESSIVE STREAK

CB Brandon Carr's 174-consecutive starts rank as the NFL's longest active streak among defensive players, and it stands second overall among all NFL players.

NFL CONSECUTIVE GAMES STARTED / CURRENT STREAKS

Rk.	Player	Games
1.	QB Philip Rivers (LAC)	206
2.	CB Brandon Carr (Bal.)	174
3.	S Glover Quin (Det.)	146
4.	QB Matt Ryan (Atl.)	145
5.	Three Players	126



90 Z. SMITH
4TH SEASON
6-4, 272
OLB



Sacks in 2018
tied w/ Suggs & Judon
for Most on the Team



AFC Def. POW Award
2018 Week 6 at Ten.
(5 TT, 3 Sacks, 1 FF)

24 CARR
11TH SEASON
6-0, 210
CORNERBACK



2018 Passes Defended
(Ravens' Second Most)



Career INTs
(5 with Ravens)

MAY "Z" FORCE BE WITH YOU

In Week 6 at Tennessee, **OLB Za'Darius Smith** had a career-high 3 sacks as part of the Ravens' 11 QB drops, setting a team record. His 3-sack performance was the first of two such games by a Raven this season (**OLB Matthew Judon** on 11/25/18 vs. Oak.).

MOST SINGLE-GAME SACKS / RAVENS HISTORY

P. Boulware (1/7/02 vs. Min.) 4	T. Suggs (10/6/13 at Mia.) 3
M. McCrary (11/8/98 vs. Oak.) 4	T. Suggs (12/11/11 vs. Ind.) 3
E. Dumervil (12/7/14 at Mia.) 3.5	T. Suggs (11/24/11 vs. SF) 3
J. Sharper (11/12/01 at Ten.) 3.5	T. Suggs (9/11/11 vs. Pit.) 3
M. McCrary (12/5/99 vs. Ten.) 3.5	T. Suggs (12/4/05 vs. Hou.) 3
M. Judon (11/25/18 vs. Oak.) 3	M. McCrary (12/26/99 vs. Cin.) 3
Z. Smith (10/14/18 at Ten.) 3	M. McCrary (11/16/97 vs. Phi.) 3
E. Dumervil (11/10/13 vs. Cin.) 3	B. Thompson (11/10/96 at Jax.) 3

CARR A STEADY VETERAN

BALTIMORE INTERCEPTIONS (Since Carr's 2017 Ravens Arrival)

Rk.	Player	INTs
1.	Eric Weddle	6
2.	Brandon Carr	5
3.	Marlon Humphrey	3
	Jimmy Smith	3

MOST NFL PASSES DEFENSED (Since 2008)

Rk.	Player	PD
1.	Johnathan Joseph	145
2.	Tramon Williams	139
3.	Brent Grimes	137
4.	Brandon Carr	131
5.	Aqib Talib	121

Quick Hit: Carr's 12 PD ranked No. 1 on the team in 2017.



SAM KOCH NOTES

SOARING WITH SAM

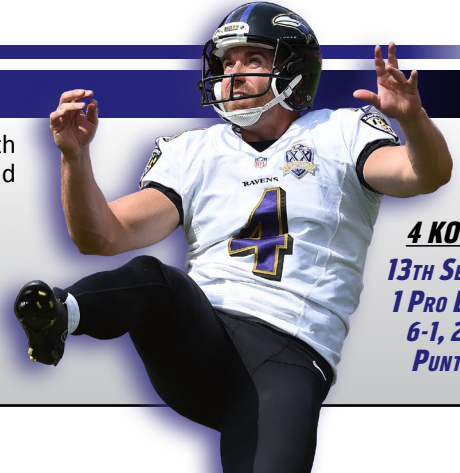
Pro Bowl **P Sam Koch** owns a 45.3 career gross average and 39.5 career net, both marks that rank first in Ravens history. In 2014, Koch posted a career-high and Ravens franchise-record 47.4-yard gross and 43.3-yard net average.

CAREER GROSS PUNTING AVG. (Ravens History)

Rk.	Player	Avg.
1.	Sam Koch	45.3
2.	Greg Montgomery	43.2
3.	Dave Zastudil	41.6

CAREER NET PUNTING AVG. (Ravens History)

Rk.	Player	Avg.
1.	Sam Koch	39.5
2.	Greg Montgomery	37.2
3.	Kyle Richardson	35.4



4 KOCH
13TH SEASON
1 PRO BOWL
6-1, 222
PUNTER

KOCH DOMINATED IN 2017

No punter in 2017 was more dominant at pinning opponents deep in their own territory than **P Sam Koch**.

PUNTS INSIDE 20

1.	Sam Koch	40
2.	Chris Jones	34
3.	Two Players	33

PUNTS INSIDE 10

1.	Sam Koch	16
2.	Marquette King	14
3.	Three Players	13

PUNTS INSIDE 5

1.	Andy Lee	6
2.	Sam Koch	5
	Three Others	5

PINNING 'EM DEEP

Dating back to 2006, when he entered the NFL, **P Sam Koch**'s 382 punts inside the 20 rank second in the NFL.

NFL PUNTS INSIDE THE 20 / SINCE 2006

Rk.	Player	In 20
1.	Dustin Colquitt (KC)	412
2.	Sam Koch (Bal.)	382
3.	Andy Lee (Ari.)	357



2018 Punts Inside the 20
(Tied for NFL's 10th Most)

"He is composed, he is resilient, and he's not easily rattled. People don't really expect it from a punter, but I definitely think Sam Koch carries that special Raven persona."

— Terrell Suggs, Ravens OLB

In 2017, Koch twice earned AFC Special Teams Player of the Week honors (Week 12 vs. Hou. & Week 15 at Cleveland). He became the first punter to win multiple POW awards in a single season since Buffalo's Brian Moorman in 2006.

SAM IN THE 20

P Sam Koch is the Ravens' all-time leader in punts inside the 20 (382). In 2017, he posted a franchise-record 40 boots inside the 20, which ranked as the NFL's most.

* In 2017, Koch's 40 punts inside the 20 ranked No. 1 in the NFL.

PUNTS INSIDE THE 20 (Ravens All-Time History)

Rk.	Player	In 20
1.	Sam Koch	382
2.	Kyle Richardson	128
3.	Dave Zastudil	89

PUNTS INSIDE THE 20 (Ravens Single Seasons)

Rk.	Player (Year)	In 20
1.	Sam Koch (2017)*	40
2.	Sam Koch (2010)	39
	Kyle Richardson (1999)	39

PRO BOWL PUNTER



In his 10th season (2015), **P Sam Koch** was finally named to his first Pro Bowl, as the standout punter's net average (42.9) ranked No. 2 in the NFL, while his gross average (46.7) was ninth. Koch also dominated the league in 2014, producing the No. 1 net (43.3) and No. 3 gross (47.4) averages.

NOTE THE QUOTE

ESPN.com's Kevin Seifert on Sam Koch's arsenal of punts:

"Some are designed to hook toward the sideline with maximum hang time. Others use an intentionally low trajectory to aid coverage teams. He has a knuckler and one kick that drops, from the returner's perspective, roughly in the shape of the letter 'S.' He's debuted a "boomerang" punt that does just what you would imagine it might. Most, but not all, of these punts are intended to discourage a clean catch and minimize the return.

"It's not unusual for NFL punters to develop a "changeup" of sorts, but no one has ever had multiple options at the ready. ... The NFL changes every day, but there are only a few moments in each generation when it transforms. This is one of them. In plain sight, Sam Koch and the Ravens have introduced a new way to punt."

RAVENS IRONMAN

RAVENS CONSECUTIVE GAMES PLAYED / ALL-TIME STREAKS

Rk.	Player	Games	Years
1.	Sam Koch	206	2006-present
2.	Jarret Johnson	129	2003-11
3.	Joe Flacco	122	2008-15

BALTIMORE RAVENS MOST ALL-TIME GAMES PLAYED

Rk.	Player	Games	Years
1.	Ray Lewis	228	1996-2012
2.	Terrell Suggs	227	2003-present
3.	Matt Stover	207	1996-2008
4.	Sam Koch	206	2006-present
5.	Jonathan Ogden	177	1996-2007



Punts In 20
NFL's Second Most
Since 2014



Net Punt Average
NFL's Fourth Best
Since 2014



Gross Punt Average
NFL's Seventh Best
Since 2014



JUSTIN TUCKER NOTES

TUCKER THE ALL-TIME BEST

K Justin Tucker, the most accurate kicker of all time, has hit 230 of 254 FGAs to post a 90.6% mark. Tucker has connected on nine-consecutive FGAs of 50-plus yards dating back to 2017, while he is 19-of-21 on such kicks since the 2016 campaign.

BEST CAREER FIELD GOAL PERCENTAGE (NFL History / Min. 100 Att.)

Rk.	Player	FGM-FGA	Pct.
1.	Justin Tucker	230-254	90.6
2.	Robbie Gould	354-404	87.6
3.	Stephen Gostkowski	365-418	87.3
4.	Stephen Hauschka	240-276	87.0
5.	Mike Vanderjagt	230-266	86.5



9 TUCKER
7TH SEASON
2 PRO BOWLS
6-1, 183
KICKER

900 Points: In 2018's Week 12 win vs. Oakland, Tucker became the fastest pure kicker in league history to reach the 900-point milestone, doing so in his 107th game. Of overall players, only Gino Cappelletti (a WR/PK combo from 1960-70) did it faster (106 games).

TUCKER'S CAREER STATS

Year	1-19	20-29	30-39	40-49	50+	Total	Pct.	LG	PAT	Pts
2012	0-0	8-8	8-8	10-13	4-4	30-33	90.9	56	42-42	132
2013	0-0	10-10	12-13	10-11	6-7	38-41	92.7	61	26-26	140
2014	0-0	10-10	11-11	4-4	4-9	29-34	85.3	55	42-42	129
2015	0-0	10-10	9-9	10-11	4-10	33-40	82.5	52	29-29	128
2016	0-0	4-4	10-11*	14-14	10-10	38-39*	97.4	57	27-27	141
2017	0-0	7-7	11-11	11-12	5-7	34-37	91.9	57	39-39	141
2018	0-0	10-10	6-6	8-10*	4-4	28-30*	93.3	56	33-34	117
Totals	0-0	59-59	67-69	67-75	37-51	230-254	90.6	61	238-239	928

* Lone miss in 2016 & both misses in 2018 were blocked kicks.



Field Goals Made
NFL's Most
Since 2012



Points Scored
NFL's Second
Most Since 2012



Career FG Pct.
Best Mark
in NFL History



40-Plus-Yard FGs
NFL's Most
Since 2012



50-Plus-Yard FGs
NFL's Most
Since 2012



Career Games
w/ Dual 50+ FGs Made
(Most in NFL History)

2016: PERHAPS THE BEST YEAR EVER

In 2016, All-Pro **K Justin Tucker** connected on 38 of 39 FGAs (lone miss was a block), posting the fifth-best pct. in NFL single-season history. In addition to making 35-straight FGs at one point (tied for fifth-best streak ever), here are facts about his remarkable season, arguably the best ever by a kicker:

- ✓ Tucker's 38 FGs made ranked No. 1 in the NFL. He was also 27-of-27 on PATs. An NFL single-season record 24 of Tucker's 38 FGs made in 2016 came from 40 yards or beyond.
- ✓ Tucker's 10 FGs of 50-plus yards are a Ravens' single-season record. They tie (Blair Walsh, 2012) for the most in NFL history. (Tucker was a perfect 10-for-10 from 50 yards and out during the 2016 season.)
- ✓ Tucker's 141 points ranked second in the league only behind Atlanta's Matt Bryant (158).
- ✓ In Week 12 of 2016 vs. Cincy, Tucker became just the ninth kicker in league history to make 3 FGs of 50-plus yards in a single game (52, 57 & 54). He is also the first kicker in NFL history to make 3 FGs of 50-plus yards in the first half of a game. (These feats earned him AFC ST POW honors.)

BEST FG PERCENTAGE / NFL SINGLE-SEASON HISTORY

Rk.	Player (Team)	FGM-FGA	Pct.
1.	Gary Anderson (1998)	35-35	100.0
	Mike Vanderjagt (2003)	37-37	100.0
	Jeff Wilkins (2000)	17-17	100.0
	Tony Zendejas (1991)	17-17	100.0
5.	Justin Tucker (2016)	38-39	97.4

TUCKER TIDBITS

- ✓ Since PATs were moved back to the 15-yard line in 2015, Tucker (128-of-129) has produced the NFL's best PAT percentage (99.2).
- ✓ Tucker is a six-time AFC Special Teams Player of the Month, which ranks three more than legends S Ed Reed & K Matt Stover for the most POM awards in Ravens history. (Tucker has also earned eight AFC Special Teams Player of the Week honors.) "Tuck" earned his sixth POM award in Nov. 2018, going 8-for-8 on FGAs and 6-for-6 on PATs.
- ✓ Tucker's 6 FGs on 12/16/13 at Det. set a team record and a single-game NFL high in 2013. Against the Lions, he became the first NFL kicker ever to connect from the 20-, 30-, 40-, 50- & 60-yard range in a game.
- ✓ Tucker's 93.4 career FG% when kicking on grass (127-of-136) ranks as the NFL's best of all time.
- ✓ Tucker's 93.3 career FG% (111-of-119) in the second half/overtime ranks as the NFL's best second half/OT mark of all time.



JUSTIN TUCKER & ERIC WEDDLE NOTES

TUCK'S CHART TALK

MOST FIELD GOALS MADE / SINCE 2012

Rk.	Player (Team)	FGM
1.	Justin Tucker (Bal.)	230
2.	Stephen Gostkowski (NE)	224
3.	Stephen Hauschka (Buf.)	199
4.	Adam Vinatieri (Ind.)	193
5.	Matt Bryant (Atl.)	185

MOST NFL POINTS / SINCE 2012

Rk.	Player (Team)	Points
1.	Stephen Gostkowski (NE)	1,017
2.	Justin Tucker (Bal.)	928
3.	Stephen Hauschka (Buf.)	845
4.	Adam Vinatieri (Ind.)	835
5.	Two Players	821

CONSECUTIVE FIELD GOALS MADE (All-Time NFL Streaks)

Rk.	Kicker (Years)	FGs Made
1.	Adam Vinatieri (2015-16)	44
2.	Mike Vanderjagt (2002-04)	42
3.	Gary Anderson (1997-98)	40
4.	Matt Stover (2005-06)	36
5.	Justin Tucker (2015-16) Adam Vinatieri (2013-14)	35

BEST NFL FIELD GOAL PERCENTAGE (2016 Season)

Rk.	Player (Team)	FGM-FGA	Pct.
1.	Justin Tucker (Bal.)	38-39	97.4
2.	Matt Bryant (Atl.)	34-37	91.9
3.	Ryan Succop (Ten.)	22-24	91.7
4.	Stephen Hauschka (Sea.)	33-37	89.2
5.	Cairo Santos (KC)	31-35	88.6
6.	Two Players	27-31	87.1

BEST FIELD GOAL PERCENTAGE / ROOKIES (NFL History)

Rk.	Player (Year)	FGM-FGA	Pct.
1.	Blair Walsh (2012)	35-38	92.1
2.	Justin Tucker (2012)	30-33	90.9
3.	Harrison Butker (2017)	38-42	90.5
4.	Cody Parkey (2014)	32-36	88.9
	Alex Henery (2011)	24-27	88.9
6.	Chandler Catanzaro (2014)	29-33	87.9

BEST FIELD GOAL PERCENTAGE (Ravens Single-Season History)

Rk.	Player (Year)	FGM-FGA	Pct.
1.	Justin Tucker (2016)	38-39	97.4
2.	Justin Tucker (2018)	28-30	93.3
	Matt Stover (2006)	28-30	93.3
4.	Justin Tucker (2013)	38-41	92.7
5.	Justin Tucker (2017)	34-37	91.9

(min. 16 att.)

TUCKER'S GAME-WINNERS

13

Career game-winning FGs by K Justin Tucker:

- 2018: Week 11 vs. Cin., 24 yards
- 2016: Week 3 at Jax., 53 yards
- 2016: Week 2 at Cle., 49 yards
- 2015: Week 11 vs. STL, 47 yards
- **2015: Week 8 vs. SD, 39 yards**
- 2015: Week 4 at Pit., 52 yards OT
- 2014: Week 3 at Cle., 32 yards
- 2013: Week 15 at Det., 61 yards
- 2013: Week 10 vs. Cin., 46 yards OT
- 2013: Week 5 at Mia., 44 yards
- 2012: Div. at Den., 47 yards 2OT
- **2012: Week 12 at SD, 38 yards OT**
- 2012: Week 3 vs. NE, 27 yards

EXCLUDING 4 BLOCKS, JUSTIN TUCKER IS 107-OF-109 ON FGAs DATING BACK TO 12/13/15, WITH HIS 2 MISSES COMING FROM 58 AND 62 YARDS.

WHEN OMITTING THE 4 BLOCKED KICKS DURING THIS SPAN, "TUCK" HAS MADE AN AMAZING 107-STRAIGHT FGs FROM 57 YARDS AND IN.

TUCKER HAS ALSO MADE 21-STRAIGHT FGs BETWEEN 50-57 YARDS.

THE SECONDARY'S SERGEANT

A five-time Pro Bowler (including two as a Raven), **S Eric Weddle's** 29-career INTs stand third among active safeties. In his first year (2016) as a Raven, he produced a team-high 4 picks (tied, C.J. Mosley) and 89 tackles. In 2017, he posted 6 INTs (including 1 "pick-6"), ranking as a team best and tying (A.J. Bouye) for third overall in the NFL.

NFL INTERCEPTIONS LEADERS / ACTIVE NFL SAFETIES

Rk.	Player (Team)	INTs	Yards	TDs
1.	Reggie Nelson (Oak.)	38	486	1
2.	Mike Adams (Car.)*	30	337	2
3.	Eric Weddle (Bal.)	29	467	4
4.	Earl Thomas (Sea.)	28	417	2

* plays 12/17

32 WEDDLE
12TH SEASON
5 PRO BOWLS
5-11, 200
SAFETY



INTERCEPTIONS LEADERS / SAFETIES / SINCE 2016

Rk.	Player (Team)	INTs	Yards	TDs
1.	Kevin Byard (Ten.)	11	130	0
	Ha Ha Clinton-Dix (Was.)	11	105	0
	D.J. Swearinger Sr. (Was.)	11	78	0
4.	Eric Weddle (Bal.)	10	177	1
	Tre Boston (Ari.)	10	87	0
	Micah Hyde (Buf.)	10	91	0



1
Active NFL Safety
(Weddle) w/ at least
1,000 tackles, 25 INTs & 5 sacks



3
Active NFL Safeties
(Weddle, Mike Adams, Reggie Nelson)
w/ 25 INTs & 90 PD



19
Weddle INTs
While Playing for SD
(2007-15)

Weddle earned his first-ever AFC Defensive Player of the Week honor for his performance in 2017's Week 13 win over Detroit. In the game, he tallied 3 tackles, 1 strip-sack and a 45-yard interception return for a touchdown, leading the Ravens to a 44-20 victory.



RAVENS IN OUR COMMUNITY

HOLIDAY HELPERS

Funded by the Carr Cares Foundation, Ravens **CB Brandon Carr** (right) hosted the Ravens 14th Annual Holiday Helpers event on Dec. 10 at the Owings Mills Target. Joined by his teammates, the players served as personal shoppers for deserving Baltimore City students. In addition, Ravens cheerleaders, Poe and a live DJ were there to help with shopping and entertainment. On top of the shopping spree, the children received a pre-shopping pizza party, donated by Papa John's, cake and a Holiday Helpers t-shirt and gift bag, including items from the Ravens and Target. Players who attended the event included **WR John Brown, TE Nick Boyle, S Chuck Clark, LS Morgan Cox, CB Marlon Humphrey** (bottom center), **S Tony Jefferson** (bottom left), **OLB Matthew Judon, WR Chris Moore, ILB Patrick Onwuasor, G Matt Skura, S Eric Weddle** and **DE Chris Wormley**.



BRANDON CARR – EVERFI

On Monday, Dec. 10, Ravens **CB Brandon Carr** and the Carr Cares Foundation teamed up with EVERFI Inc. to present the *Healthier Me – Wellness Fundamentals* program to Glenmount Elementary school students. Carr spent the morning teaching students the importance of maintaining a healthy lifestyle, physical activity and his vision for the *Healthier Me* program. The program will serve as an integral part of the Carr Cares Foundation. EVERFI Inc.'s *Healthier Me* is an innovative, games-based digital course that educates elementary school students about the importance of well-balanced meals and physical activity. The program is built to help prepare them to make healthy informed decisions when it comes to nutrition and fitness. Carr also surprised the school's principal with two tickets to Super Bowl LIII in Feb. 2019.



SAMARITAN'S FEET

On Dec. 10, the Ravens participated in a *Shoes of Hope* distribution with Samaritan's Feet and student-athletes from Dunbar High School. Hosted at Collington Square Elementary/Middle school, players and volunteers spent their morning with the students, washing their feet and surprising them with new shoes. *Shoes of Hope* is a shoe distribution initiative run by Samaritan's Feet. Samaritan's Feet hopes that by providing children with shoes, they will be the foundation of a spiritual and healthy life, which will result in the advancement of their education and economic opportunities. Players in attendance included **LB Chris Board, LS Morgan Cox, OLB Matthew Judon, DB/LB Anthony Levine Sr., RB/WR Ty Montgomery** (below), **DT Michael Pierce, DT Zach Seiler, T Greg Senat, S Eric Weddle** and **LB Kenny Young**.



ALPHABETICAL ROSTER

As of Dec. 17

No.	Name	Pos.	Ht.	Wt.	Birthdate	Exp.	College	Hometown
37	Allen, Javorius	RB	6-0	218	8/27/91	4	Southern California	Miccosukee, FL
89	Andrews, Mark	TE	6-4	256	9/6/95	R	Oklahoma	Scottsdale, AZ
28	Averett, Anthony	CB	5-11	178	11/30/94	R	Alabama	Woodbury, NJ
49	Board, Chris	LB	6-2	229	7/23/95	R	North Dakota State	Orlando, FL
54	Bowser, Tyus	OLB	6-3	242	5/23/95	2	Houston	Tyler, TX
86	Boyle, Nick	TE	6-4	270	2/17/93	4	Delaware	Sussex, NJ
77	Bozeman, Bradley	C	6-3	317	11/24/94	R	Alabama	Roanoke, AL
78	Brown Jr., Orlando	T	6-8	345	5/2/96	R	Oklahoma	Baltimore, MD
13	Brown, John	WR	5-11	178	4/3/90	5	Pittsburg State	Homestead, FL
26	Canady, Maurice	CB	6-1	193	5/26/94	3	Virginia	Richmond, VA
24	Carr, Brandon	CB	6-0	210	5/19/86	11	Grand Valley State	Flint, MI
36	Clark, Chuck	S	6-0	205	4/19/95	2	Virginia Tech	Suffolk, VA
46	Cox, Morgan	LS	6-4	235	4/26/86	9	Tennessee	Collierville, TN
15	Crabtree, Michael	WR	6-1	215	9/14/87	10	Texas Tech	Dallas, TX
30	Dixon, Kenneth	RB	5-10	228	1/21/94	3	Louisiana Tech	Strong, AR
35	Edwards, Gus	RB	6-1	238	4/13/95	R	Rutgers	Staten Island, NY
71	Eluemunor, Jermaine	G/T	6-4	335	12/13/94	2	Texas A&M	London, England
5	Flacco, Joe	QB	6-6	245	1/16/85	11	Delaware	Audubon, NJ
3	Griffin III, Robert	QB	6-2	213	2/12/90	6	Baylor	Copperas Cove, TX
29	Humphrey, Marlon	CB	6-0	197	7/8/96	2	Alabama	Hoover, AL
81	Hurst, Hayden	TE	6-4	245	8/24/93	R	South Carolina	Jacksonville, FL
74	Hurst, James	G/T	6-5	310	12/17/91	5	North Carolina	Plainfield, IN
8	Jackson, Lamar	QB	6-2	212	1/7/97	R	Louisville	Pompano Beach, FL
23	Jefferson, Tony	S	5-11	211	1/27/92	6	Oklahoma	Chula Vista, CA
27	Jones, Cyrus	CB/RS	5-10	200	11/29/93	3	Alabama	Baltimore, MD
99	Judon, Matthew	OLB	6-3	261	8/15/92	3	Grand Valley State	West Bloomfield, MI
4	Koch, Sam	P	6-1	222	8/13/82	13	Nebraska	Seward, NE
17	Lasley, Jordan	WR/RS	6-1	213	11/13/96	R	UCLA	Compton, CA
41	Levine Sr., Anthony	DB/LB	5-11	207	3/27/87	7	Tennessee State	Abbeville, LA
72	Lewis, Alex	G/T	6-6	305	4/21/92	3	Nebraska	Tempe, AZ
88	Montgomery, TY	RB/WR	6-0	216	1/22/93	4	Stanford	Jackson, MS
10	Moore, Chris	WR/RS	6-1	200	6/16/93	3	Cincinnati	Tampa, FL
57	Mosley, C.J.	ILB	6-2	250	6/19/92	5	Alabama	Mobile, AL
48	Onwuasor, Patrick	ILB	6-0	227	8/22/92	3	Portland State	Inglewood, CA
97	Pierce, Michael	DT	6-0	340	11/6/92	3	Samford	Daphne, AL
42	Ricard, Patrick	FB/DL	6-3	311	5/27/94	2	Maine	Spencer, MA
95	Sieler, Zach	DT	6-6	290	9/7/95	R	Ferris State	Pinckney, MI
68	Skura, Matt	G/C	6-3	313	2/17/93	2	Duke	Columbus, OH
22	Smith, Jimmy	CB	6-2	210	7/26/88	8	Colorado	Colton, CA
90	Smith, Za'Darius	OLB	6-4	272	9/8/92	4	Kentucky	Greenville, AL
83	Snead IV, Willie	WR/RS	5-11	205	10/17/92	4	Ball State	Muskegon (MI)
79	Stanley, Ronnie	T	6-6	315	3/18/94	3	Notre Dame	Las Vegas, NV
55	Suggs, Terrell	OLB	6-3	265	10/11/82	16	Arizona State	Chandler, AZ
9	Tucker, Justin	K	6-1	183	11/21/89	7	Texas	Austin, TX
96	Urban, Brent	DE	6-7	300	5/5/91	5	Virginia	Mississauga, ON, CAN
32	Weddle, Eric	S	5-11	195	1/4/85	12	Utah	Alta Loma, CA
98	Williams, Brandon	DT	6-1	336	2/21/89	6	Missouri Southern St.	Kirkwood, MO
87	Williams, Maxx	TE	6-4	252	4/12/94	4	Minnesota	Waconia, MN
56	Williams, Tim	OLB	6-3	252	11/12/93	2	Alabama	Baton Rouge, LA
93	Wormley, Chris	DE	6-5	300	10/25/93	2	Michigan	Toledo, OH
73	Yanda, Marshal	G/T	6-3	305	9/15/84	12	Iowa	Anamosa, IA
40	Young, Kenny	LB	6-1	234	11/15/94	R	UCLA	Boutte, LA
25	Young, Tavon	CB	5-9	185	3/14/94	3	Temple	Oxon Hill, MD

Practice Squad

63	Amichia, Kofi	G	6-3	304	7/29/94	1	South Florida	East Point, GA
60	Crecelius, Randin	G/T	6-5	300	8/5/96	R	Portland State	Lake Stevens, WA
31	Daniel, Robertson	CB	6-1	209	10/1/91	1	Brigham Young	San Jose, CA
39	Ervin, Tyler	RB	5-10	182	10/7/93	3	San Jose State	San Bernardino, CA
45	Ezeala, Christopher (IPP)	FB	5-11	248	9/19/95	R	German Football League	Munich, Germany
84	Grant, Janarion	WR/RS	5-10	173	11/20/93	R	Rutgers	Trilby, FL
33	Jackson, Bennett	CB	6-0	192	9/16/91	2	Notre Dame	Hazlet, NJ
58	Jones, Alvin	ILB	5-10	231	12/2/94	R	UTEP	El Paso, TX
82	Keizer, Nick	TE	6-4	251	5/2/95	R	Grand Valley State	Portage, MI
70	Rodgers, Jake	T	6-6	320	9/10/91	2	Eastern Washington	Spokane, WA
14	White, Tim	WR/RS	5-10	175	7/15/94	2	Arizona State	Los Angeles, CA

Non-Football Injury List

6	Vedvik, Kaare	P/K	6-3	210	3/16/94	R	Marshall	Stavanger, Norway
---	---------------	-----	-----	-----	---------	---	----------	-------------------

Injured Reserve

34	Collins, Alex	RB	5-10	208	8/26/94	3	Arkansas	Ft. Lauderdale, FL
21	Elliott, DeShon	S	6-0	210	4/21/97	R	Texas	Dallas, TX
69	Henry, Willie	DT	6-3	291	3/20/94	3	Michigan	Cleveland, OH
38	Jean-Baptiste, Stanley	CB	6-3	216	4/12/90	3	Nebraska	Miami, FL
12	Scott, Jaleel	WR	6-5	210	2/23/95	R	New Mexico State	Rock Hill, SC
64	Senat, Greg	T	6-6	305	9/8/94	R	Wagner	Elmont, NY
47	Turner, De'Lance	RB	5-11	214	8/23/95	R	Alcorn State	McClain, MS

Physically Unable to Perform

16	Adeboyejo, Quincy	WR	6-3	200	5/26/95	1	Mississippi	Cedar Hill, TX
53	Bradley, Bam	ILB	5-11	232	6/26/94	2	Pittsburgh	Trotwood, OH
43	Hill, Jaylen	CB	5-10	175	5/26/94	2	Jacksonville State	Marietta, GA

NUMERICAL ROSTER

As of Dec. 17

No.	Name	Pos.	Ht.	Wt.	Birthdate	Exp.	College	How Acq.	2018 Games			
									P	S	DNP	INA
3	Robert Griffin III	QB	6-2	213	2/12/90	6	Baylor	FA '18	3	0	1	10
4	Sam Koch	P	6-1	222	8/13/82	13	Nebraska	D6a '06	14	0	0	0
5	Joe Flacco	QB	6-6	245	1/16/85	11	Delaware	D1 '08	9	9	1	4
8	Lamar Jackson	QB	6-2	212	1/7/97	R	Louisville	D1b '18	14	5	0	0
9	Justin Tucker	K	6-1	183	11/21/89	7	Texas	FA '12	14	0	0	0
10	Chris Moore	WR/RS	6-1	200	6/16/93	3	Cincinnati	D4b '16	14	0	0	0
13	John Brown	WR	5-11	178	4/3/90	5	Pittsburg State	UFA (ARI) '18	14	13	0	0
15	Michael Crabtree	WR	6-1	215	9/14/87	10	Texas Tech	FA '18	14	14	0	0
17	Jordan Lasley	WR/RS	6-1	213	11/13/96	R	UCLA	D5 '18	0	0	0	14
22	Jimmy Smith	CB	6-2	210	7/26/88	8	Colorado	D1 '11	10	8	0	0
23	Tony Jefferson	S	5-11	211	1/27/92	6	Oklahoma	UFA (ARI) '17	12	12	0	2
24	Brandon Carr	CB	6-0	210	5/19/86	11	Grand Valley State	UFA (DAL) '17	14	14	0	0
25	Tavon Young	CB	5-9	185	3/14/94	3	Temple	D4a '16	13	6	0	1
26	Maurice Canady	CB	6-1	193	5/26/94	3	Virginia	D6b '16	5	0	0	2
27	Cyrus Jones	CB/RS	5-10	200	11/29/93	3	Alabama	WAV (NE) '18	9	0	0	0
28	Anthony Averett	CB	5-11	178	11/30/94	R	Alabama	D4a '18	9	0	0	5
29	Marlon Humphrey	CB	6-0	197	7/8/96	2	Alabama	D1 '17	12	7	0	2
30	Kenneth Dixon	RB	5-10	228	1/21/94	3	Louisiana Tech	D4e '16	4	0	0	0
32	Eric Weddle	S	5-11	195	1/4/85	12	Utah	UFA (SD) '16	14	14	0	0
35	Gus Edwards	RB	6-1	238	4/13/95	R	Rutgers	FA '18	9	4	0	0
36	Chuck Clark	S	6-0	205	4/19/95	2	Virginia Tech	D6 '17	14	1	0	0
37	Javorius Allen	RB	6-0	218	8/27/91	4	Southern California	D4b '15	14	0	0	0
40	Kenny Young	LB	6-1	234	11/15/94	R	UCLA	D4b '18	14	3	0	0
41	Anthony Levine Sr.	DB/LB	5-11	207	3/27/87	7	Tennessee State	FA '12	14	1	0	0
42	Patrick Ricard	FB/DL	6-3	311	5/27/94	2	Maine	FA '17	10	2	0	4
46	Morgan Cox	LS	6-4	235	4/26/86	9	Tennessee	FA '10	14	0	0	0
48	Patrick Onwuasor	ILB	6-0	227	8/22/92	3	Portland State	FA '16	14	10	0	0
49	Chris Board	LB	6-2	229	7/23/95	R	North Dakota State	FA '18	14	0	0	0
54	Tyus Bowser	OLB	6-3	242	5/23/95	2	Houston	D2 '17	13	0	0	1
55	Terrell Suggs	OLB	6-3	265	10/11/82	16	Arizona State	D1a '03	14	14	0	0
56	Tim Williams	OLB	6-3	252	11/12/93	2	Alabama	D3b '17	7	0	0	7
57	C.J. Mosley	ILB	6-2	250	6/19/92	5	Alabama	D1 '14	13	13	0	1
68	Matt Skura	G/C	6-3	313	2/17/93	2	Duke	FA '16	14	14	0	0
71	Jermaine Eluemunor	G/T	6-4	335	12/13/94	2	Texas A&M	D5 '17	7	1	0	2
72	Alex Lewis	G/T	6-6	305	4/21/92	3	Nebraska	D4c '16	10	10	0	4
73	Marshal Yanda	G/T	6-3	305	9/15/84	12	Iowa	D3b '07	14	14	0	0
74	James Hurst	G/T	6-5	310	12/17/91	5	North Carolina	FA '14	8	8	0	6
77	Bradley Bozeman	C	6-5	317	11/24/94	R	Alabama	D6c '18	12	1	2	0
78	Orlando Brown Jr.	T	6-8	345	5/2/96	R	Oklahoma	D3a '18	14	8	0	0
79	Ronnie Stanley	T	6-6	315	3/18/94	3	Notre Dame	D1 '16	13	13	0	1
81	Hayden Hurst	TE	6-4	245	8/24/93	R	South Carolina	D1a '18	10	0	0	4
83	Willie Snead IV	WR/RS	5-11	205	10/17/92	4	Ball State	RFA (NO) '18	14	8	0	0
86	Nick Boyle	TE	6-4	270	2/17/93	4	Delaware	D5a '15	14	12	0	0
87	Maxx Williams	TE	6-4	252	4/12/94	4	Minnesota	D2 '15	11	5	0	3
88	Ty Montgomery	RB/WR	6-0	216	1/22/93	4	Stanford	TR (GB) '18	11	0	0	2
89	Mark Andrews	TE	6-5	256	9/6/95	R	Oklahoma	D3b '18	14	3	0	0
90	Za'Darius Smith	OLB	6-4	272	9/8/92	4	Kentucky	D4a '15	14	7	0	0
93	Chris Wormley	DE	6-5	300	10/25/93	2	Michigan	D3a '17	14	6	0	0
95	Zach Sieler	DT	6-6	290	9/7/95	R	Ferris State	D7 '18	2	0	0	12
96	Brent Urban	DE	6-7	300	5/5/91	5	Virginia	D4a '14	14	14	0	0
97	Michael Pierce	DT	6-0	340	11/6/92	3	Samford	FA '16	12	1	0	2
98	Brandon Williams	DT	6-1	336	2/21/89	6	Missouri Southern St.	D3 '13	14	14	0	0
99	Matthew Judon	OLB	6-3	261	8/15/92	3	Grand Valley State	D5 '16	14	7	0	0
Practice Squad												
14	Tim White	WR/RS	5-10	175	7/15/94	2	Arizona State	FA '17	3	0	0	0
31	Robertson Daniel	CB	6-0	209	10/1/91	1	Brigham Young	FA '18	1	0	0	0
33	Bennett Jackson	CB	6-0	192	9/16/91	2	Notre Dame	FA '18	0	0	0	0
39	Tyler Ervin	RB	5-10	182	10/7/93	3	San Jose State	FA '18	9	0	0	0
45	Christopher Ezeala (IPP)	FB	5-11	248	9/19/95	R	German Football League	IPP '18	0	0	0	0
58	Alvin Jones	ILB	5-10	231	12/2/94	R	UTEP	FA '18	0	0	0	0
60	Randin Crecelius	G/T	6-5	300	8/5/96	R	Portland State	FA '18	0	0	0	0
63	Kofi Amichia	G	6-3	304	7/29/94	1	South Florida	FA '18	0	0	0	0
70	Jake Rodgers	T	6-6	320	9/10/91	2	Eastern Washington	FA '18	0	0	0	0
82	Nick Keizer	TE	6-4	251	5/2/95	R	Grand Valley State	FA '18	0	0	0	0
84	Janarion Grant	WR/RS	5-10	173	11/20/93	R	Rutgers	FA '18	2	0	0	0
Non-Football Injury List												
6	Kaare Vedvik	P/K	6-3	210	3/16/94	R	Marshall	FA '18	0	0	0	0
Injured Reserve												
12	Jaleel Scott	WR	6-5	210	2/23/95	R	New Mexico State	D4c '18	0	0	0	0
21	DeShon Elliott	S	6-1	210	4/21/97	R	Texas	D6a '18	0	0	0	0
34	Alex Collins	RB	5-10	208	8/26/94	3	Arkansas	FA '17	10	10	0	1
38	Stanley Jean-Baptiste	CB	6-3	216	4/12/90	3	Nebraska	FA '17	0	0	0	0
47	De'Lance Turner	RB	5-11	214	8/23/95	R	Alcorn State	FA '18	4	0	0	0
64	Greg Senat	T	6-6	305	9/8/94	R	Wagner	D6b '18	0	0	0	0
69	Willie Henry	DT	6-3	291	3/20/94	3	Michigan	D4d '16	3	0	0	4
Physically Unable to Perform												
16	Quincy Adebeyejo	WR	6-3	200	5/26/95	1	Mississippi	FA '17	0	0	0	0
43	Jaylen Hill	CB	5-10	175	5/26/94	2	Jacksonville State	FA '17	0	0	0	0
53	Bam Bradley	ILB	5-11	232	6/26/94	2	Pittsburgh	FA '17	0	0	0	0



POSITIONAL ROSTER

As of Dec. 17

QUARTERBACKS

3	Robert Griffin III	.QB
5	Joe Flacco	.QB
8	Lamar Jackson	.QB

WIDE RECEIVERS

10	Chris Moore	WR/RS
13	John Brown	WR
15	Michael Crabtree	WR
17	Jordan Lasley	WR/RS
83	Willie Snead IV.	WR/RS

RUNNING BACKS

30	Kenneth Dixon	RB
35	Gus Edwards	RB
37	Javorius Allen	RB
88	Ty Montgomery	RB/WR

TIGHT ENDS

81	Hayden Hurst	TE
86	Nick Boyle	TE
87	Maxx Williams	TE
89	Mark Andrews	TE

OFFENSIVE LINE

68	Matt Skura	G/C
71	Jermaine Eluemunor	G/T
72	Alex Lewis	G/T
73	Marshal Yanda	G/T
74	James Hurst	G/T
77	Bradley Bozeman	C
78	Orlando Brown Jr.	T
79	Ronnie Stanley	T

SPECIALISTS

4	Sam Koch	.P
9	Justin Tucker	.K
46	Morgan Cox	LS

SECONDARY

22	Jimmy Smith	CB
23	Tony Jefferson	.S
24	Brandon Carr	CB
25	Tavon Young	CB
26	Maurice Canady	CB
27	Cyrus Jones	CB/RS
28	Anthony Averett	CB
29	Marlon Humphrey	CB
32	Eric Weddle	.S
36	Chuck Clark	.S
41	Anthony Levine Sr.	DB/LB

LINEBACKERS

40	Kenny Young	.LB
48	Patrick Onwuasor	.ILB
49	Chris Board	.LB
54	Tyus Bowser	OLB
55	Terrell Suggs	OLB
56	Tim Williams	OLB
57	C.J. Mosley	.ILB
90	Za'Darius Smith	OLB
99	Matthew Judon	OLB

DEFENSIVE LINE

42	Patrick Ricard	FB/DL
93	Chris Wormley	.DE
95	Zach Sieler	.DT
96	Brent Urban	.DE
97	Michael Pierce	.DT
98	Brandon Williams	.DT

PRACTICE SQUAD

14	Tim White	WR/RS
31	Robertson Daniel	CB
33	Bennett Jackson	CB
39	Tyler Ervin	RB
45	Christopher Ezeala (IPP)	FB
58	Alvin Jones	.ILB
60	Randin Crecelius	G/T
63	Kofi Amichia	G
70	Jake Rodgers	.T
82	Nick Keizer	.TE
84	Janarion Grant	WR/RS

INJURED RESERVE

12	Jaleel Scott	WR
21	DeShon Elliott	.S
34	Alex Collins	RB
38	Stanley Jean-Baptiste	CB
47	De'Lance Turner	RB
64	Greg Senat	.T
69	Willie Henry	.DT

PHYSICALLY UNABLE TO PERFORM (PUP)

16	Quincy Adeboyejo	WR
43	Jaylen Hill	CB
53	Bam Bradley	.ILB

NON-FOOTBALL INJURY LIST

6	Kaare Vedvik	P/K
---	--------------	-----



2018 COACHING STAFF

John Harbaugh Head Coach
 Jerry Rosburg Special Teams Coord. / Assc. Head Coach
 Don Martindale Defensive Coordinator
 Marty Mornhinweg Offensive Coordinator
 Greg Roman Assistant Head Coach / Tight Ends Coach
 Richard Angulo Assistant Offensive Line Coach
 Juney Barnett Assistant Strength & Conditioning Coach
 Andy Bischoff Offensive Assistant / TEs
 Randy Brown Specialists Coach
 Joe Cullen Defensive Line Coach
 Joe D'Alessandris Offensive Line Coach

Bobby Engram Wide Receivers Coach
 Thomas Hammock Running Backs Coach
 Chris Hewitt Secondary Coach
 Chris Horton Assistant Special Teams Coach
 Sterling Lucas Quality Control - Defense
 Mike Macdonald Linebackers Coach
 Steve Saunders Head Strength & Conditioning Coach
 James Urban Quarterbacks Coach
 Craig Ver Steeg Senior Offensive Assistant
 Matt Weiss Football Strategy Coordinator / WRs
 Drew Wilkins Assistant Defensive Line / OLBs



DEPTH CHART

Updated by Ravens PR on Dec. 17

OFFENSE

WR	83	Willie Snead IV	10	Chris Moore		
WR	15	Michael Crabtree	<u>17</u>	<u>Jordan Lasley</u>		
WR	13	John Brown				
LT	79	Ronnie Stanley	74	James Hurst	71	Jermaine Eluemunor
LG	72	Alex Lewis*	74	James Hurst	<u>77</u>	<u>Bradley Bozeman</u>
C	68	Matt Skura	72	Alex Lewis*	<u>77</u>	<u>Bradley Bozeman</u>
RG	73	Marshal Yanda	74	James Hurst	<u>77</u>	<u>Bradley Bozeman</u>
RT	<u>78</u>	<u>Orlando Brown Jr.</u>	74	James Hurst	71	Jermaine Eluemunor
TE	86	Nick Boyle	<u>81</u>	<u>Hayden Hurst</u>	<u>89</u>	<u>Mark Andrews</u> 87 Maxx Williams
QB	8	<u>Lamar Jackson</u>	5	Joe Flacco	3	Robert Griffin III
RB	<u>35</u>	<u>Gus Edwards</u>	30	Kenneth Dixon	37	Javorius Allen 88 Ty Montgomery (RB/WR) 42 Patrick Ricard (FB)

DEFENSE

DT	93	Chris Wormley	42	Patrick Ricard		
NT	98	Brandon Williams	97	Michael Pierce		
DE	96	Brent Urban	<u>95</u>	<u>Zach Sieler</u>		
RUSH	55	Terrell Suggs	90	Za'Darius Smith	56	Tim Williams*
MLB	57	C.J. Mosley	<u>49</u>	<u>Chris Board</u>		
WLB	48	Patrick Onwuasor	<u>40</u>	<u>Kenny Young</u>		
SAM	99	Matthew Judon	54	Tyus Bowser		
LCB	24	Brandon Carr	22	Jimmy Smith	<u>28</u>	<u>Anthony Averett</u>
SS	23	Tony Jefferson	41	Anthony Levine Sr.		
FS	32	Eric Weddle	36	Chuck Clark		
RCB	29	Marlon Humphrey	25	Tavon Young	26	Maurice Canady 27 Cyrus Jones

SPECIAL TEAMS

P	4	Sam Koch				
K	9	Justin Tucker				
H	4	Sam Koch				
LS	46	Morgan Cox				
KOR	10	Chris Moore	83	Willie Snead IV	<u>17</u>	<u>Jordan Lasley</u>
PR	27	Cyrus Jones	83	Willie Snead IV	<u>17</u>	<u>Jordan Lasley</u>

All Rookies Underlined *Missed last game with injury

PRONUNCIATIONS

PLAYERS: Quincy Adebeyejo (add-ah-BOY-joe); Javorius Allen (juh-VAR-us); Anthony Averett (AY-vrett); Maurice Canady (CAN-uh-dee); Randin Crecelius (cruh-SILL-ee-us); Jermaine Eluemunor (EE-lew-mun-or); Chris Ezeala (ee-ZAH-lah); Janarion Grant (juh-NAIR-ee-on); Stanley Jean-Baptiste (GENE bap-TEEST); Sam Koch (Cook); Anthony Levine Sr. (luh-VEEN); Patrick Onwuasor (oh-WAH-so); Greg Senat (suh-NOT); Zach Sieler (SEE-ler); Matt Skura (SKUR-uh); Za'Darius Smith (zuh-DARE-ee-us); Marshal Yanda (YAWN-da); Kaare Vedvik (CORE-ee, VED-vick); Tavon Young (TAY-von) **COACHES:** Richard Angulo (an-GOO-low); Andy Bischoff (BISH-off); Joe D'Alessandris (dell-ah-SAN-dress); Marty Mornhinweg (MORE-ning-wig); Craig Ver Steeg (ver-STEGG)



HOW THE RAVENS ARE BUILT

BY YEAR SIGNED

YEAR	PLAYER	ACQ.
2003	OLB Terrell Suggs	D1a
2006	P Sam Koch	D6a
2007	G/T Marshal Yanda	D3b
2008	QB Joe Flacco	D1
2010	LS Morgan Cox	RFA
2011	CB Jimmy Smith	D1
2012	DB/LB Anthony Levine Sr. K Justin Tucker	FA RFA
2013	DT Brandon Williams	D3
2014	OL James Hurst LB C.J. Mosley DE Brent Urban	RFA D1 D4a
2015	RB Javorius Allen TE Nick Boyle OLB Za'Darius Smith TE Maxx Williams	D4b D5a D4a D2
2016	CB Maurice Canady RB Kenneth Dixon DT Willie Henry [Injured Reserve] OLB Matthew Judon G/T Alex Lewis WR Chris Moore ILB Patrick Onwuasor DT Michael Pierce G/C Matt Skura T Ronnie Stanley S Eric Weddle CB Tavon Young	D6b D4e D4d D5 D4c D4b RFA RFA FA D1 UFA (SD) D4a
2017	WR Quincy Adeboyejo [PUP List] OLB Tyus Bowser LB Bam Bradley [PUP List] CB Brandon Carr S Chuck Clark RB Alex Collins [Injured Reserve] G/T Jermaine Eluemunor CB Jaylen Hill [PUP List] CB Marlon Humphrey CB Stanley Jean-Baptiste [Injured Reserve] S Tony Jefferson FB/DL Patrick Ricard OLB Tim Williams DE Chris Wormley	RFA D2 RFA UFA (Dal.) D6 FA D5 RFA D1 FA UFA (Ari.) RFA D3b D3a
2018	TE Mark Andrews CB Anthony Averett LB Chris Board C Bradley Bozeman WR John Brown T Orlando Brown Jr. WR Michael Crabtree RB Gus Edwards S DeShon Elliott [Injured Reserve] QB Robert Griffin III TE Hayden Hurst QB Lamar Jackson CB/RS Cyrus Jones WR Jordan Lasley RB/WR Ty Montgomery WR Jaleel Scott [Injured Reserve] T Greg Senat [Injured Reserve] DT Zach Sieler WR Willie Snead IV RB De'Lance Turner [Injured Reserve] P/K Kaare Vedvik [Non-Football Injury List] LB Kenny Young	D3b D4a RFA D6c FA D3a FA RFA D6a FA D1a D1b WAV (NE) D5 TR (GB) D4c D6b D7 Res. FA (NO) RF RFA D4b

BY DRAFT ROUND

1st ROUND (10)	TEAM	YEAR
OLB Terrell Suggs	Baltimore	2003 (10th)
QB Joe Flacco	Baltimore	2008 (18th)
WR Michael Crabtree	San Francisco	2009 (10th)
CB Jimmy Smith	Baltimore	2011 (27th)
QB Robert Griffin III	Washington	2012 (2nd)
LB C.J. Mosley	Baltimore	2014 (17th)
T Ronnie Stanley	Baltimore	2016 (6th)
CB Marlon Humphrey	Baltimore	2017 (16th)
TE Hayden Hurst	Baltimore	2018 (21st)
QB Lamar Jackson	Baltimore	2018 (32nd)
2nd ROUND (5)		
S Eric Weddle	San Diego	2007
CB Stanley Jean-Baptiste [Injured Reserve]	New Orleans	2014
TE Maxx Williams	Baltimore	2015
CB/RS Cyrus Jones	New England	2016
OLB Tyus Bowser	Baltimore	2017
3rd ROUND (8)		
G/T Marshal Yanda	Baltimore	2007
DT Brandon Williams	Baltimore	2013
WR John Brown	Arizona	2014
RB/WR Ty Montgomery	Green Bay	2015
OLB Tim Williams	Baltimore	2017
DE Chris Wormley	Baltimore	2017
TE Mark Andrews	Baltimore	2018
T Orlando Brown Jr.	Baltimore	2018
4th ROUND (11)		
DE Brent Urban	Baltimore	2014
RB Javorius Allen	Baltimore	2015
OLB Za'Darius Smith	Baltimore	2015
DT Willie Henry [Injured Reserve]	Baltimore	2016
RB Kenneth Dixon	Baltimore	2016
G/T Alex Lewis	Baltimore	2016
WR Chris Moore	Baltimore	2016
CB Tavon Young	Baltimore	2016
CB Anthony Averett	Baltimore	2018
WR Jaleel Scott [Injured Reserve]	Baltimore	2018
LB Kenny Young	Baltimore	2018
5th ROUND (6)		
CB Brandon Carr	Kansas City	2008
TE Nick Boyle	Baltimore	2015
RB Alex Collins [Injured Reserve]	Seattle	2016
OLB Matthew Judon	Baltimore	2016
G/T Jermaine Eluemunor	Baltimore	2017
WR Jordan Lasley	Baltimore	2018
6th ROUND (6)		
P Sam Koch	Baltimore	2006
CB Maurice Canady	Baltimore	2016
S Chuck Clark	Baltimore	2017
C Bradley Bozeman	Baltimore	2018
S DeShon Elliott [Injured Reserve]	Baltimore	2018
T Greg Senat [Injured Reserve]	Baltimore	2018
7th ROUND (1)		
DT Zach Sieler	Baltimore	2018
UNDRAFTED (17)		
LS Morgan Cox	Baltimore	2010
DB Anthony Levine Sr.	Green Bay	2010
K Justin Tucker	Baltimore	2012
S Tony Jefferson	Arizona	2013
OL James Hurst	Baltimore	2014
WR Willie Snead IV	Cleveland	2014
ILB Patrick Onwuasor	Baltimore	2016
DT Michael Pierce	Baltimore	2016
G/C Matt Skura	Baltimore	2016
WR Quincy Adeboyejo [PUP]	Baltimore	2017
LB Bam Bradley [PUP]	Baltimore	2017
CB Jaylen Hill [PUP]	Baltimore	2017
FB/DL Patrick Ricard	Baltimore	2017
LB Chris Board	Baltimore	2018
RB Gus Edwards	Baltimore	2018
RB De'Lance Turner [Injured Reserve]	Baltimore	2018
P/K Kaare Vedvik [Non-Football Injury List]	Baltimore	2018

GAME-BY-GAME STARTERS

OFFENSE

GAME	WR	LT	LG	C	RG	RT	TE	WR	QB	RB	WR	OTHER
Sept. 9 vs. Buffalo	Crabtree	Stanley	Lewis	Skura	Yanda	J. Hurst	Boyle	J. Brown	Flacco	Collins	M. Williams (TE)	n/a
Sept. 13 at Cincinnati	Crabtree	Stanley	Lewis	Skura	Yanda	J. Hurst	Andrews	J. Brown	Flacco	Collins	Snead IV	n/a
Sept. 23 vs. Denver	Crabtree	Stanley	Lewis	Skura	Yanda	J. Hurst	Boyle	J. Brown	Flacco	Collins	M. Williams (TE)	n/a
Sept. 30 at Pittsburgh	Crabtree	Stanley	Lewis	Skura	Yanda	J. Hurst	Boyle	J. Brown	Flacco	Collins	M. Williams (TE)	n/a
Oct. 7 at Cleveland	Crabtree	Stanley	Lewis	Skura	Yanda	J. Hurst	Boyle	Snead IV	Flacco	Collins	M. Williams (TE)	n/a
Oct. 14 at Tennessee	Crabtree	Stanley	Lewis	Skura	Yanda	J. Hurst	Andrews	J. Brown	Flacco	Collins	M. Williams (TE)	n/a
Oct. 21 vs. New Orleans	Crabtree	Stanley	Bozeman	Skura	Yanda	O. Brown	Boyle	J. Brown	Flacco	Collins	Snead IV	n/a
Oct. 28 at Carolina	Crabtree	Stanley	Grasu	Skura	Yanda	O. Brown	Boyle	J. Brown	Flacco	Collins	Snead IV	n/a
Nov. 4 vs. Pittsburgh	Crabtree	Elumunor	Lewis	Skura	Yanda	O. Brown	Boyle	J. Brown	Flacco	Collins	n/a	Ricard (FB)
Nov. 18 vs. Cincinnati	Crabtree	Stanley	Lewis	Skura	Yanda	O. Brown	Boyle	J. Brown	Jackson	Collins	Andrews (TE)	n/a
Nov. 25 vs. Oakland	Crabtree	Stanley	Lewis	Skura	Yanda	O. Brown	Boyle	J. Brown	Jackson	Edwards	Snead IV	n/a
Dec. 2 at Atlanta	Crabtree	Stanley	Lewis	Skura	Yanda	O. Brown	Boyle	J. Brown	Jackson	Edwards	Snead IV	n/a
Dec. 9 at Kansas City	Crabtree	Stanley	J. Hurst	Skura	Yanda	O. Brown	Boyle	J. Brown	Jackson	Edwards	Snead IV	n/a
Dec. 16 vs. Tampa Bay	Crabtree	Stanley	J. Hurst	Skura	Yanda	O. Brown	Boyle	J. Brown	Jackson	Edwards	Snead IV	n/a
Dec. 22/23 at LAC												
Dec. 30 vs. Cleveland												

DEFENSE

GAME	NT	DE	DT	SAM	MIKE	WILL	RUSH	RCB	LCB	SS	FS	OTHER
Sept. 9 vs. Buffalo	B. Williams	Urban	n/a	Z. Smith	Mosley	Onwuasor	Suggs	Humphrey	Carr	Jefferson	Weddle	T. Young (DB)
Sept. 13 at Cincinnati	B. Williams	Urban	Wormley	Judon	Mosley	Onwuasor	Suggs	Humphrey	Carr	Jefferson	Weddle	n/a
Sept. 23 vs. Denver	B. Williams	Urban	Wormley	Judon	K. Young	McClellan	Suggs	Humphrey	Carr	Jefferson	Weddle	n/a
Sept. 30 at Pittsburgh	B. Williams	Urban	n/a	Z. Smith	Mosley	K. Young	Suggs	Humphrey	Carr	Jefferson	Weddle	T. Young (DB)
Oct. 7 at Cleveland	B. Williams	Urban	Wormley	Judon	Mosley	K. Young	Suggs	n/a	Carr	Jefferson	Weddle	P. Ricard (DL)
Oct. 14 at Tennessee	B. Williams	Urban	Wormley	Judon	Mosley	Onwuasor	Suggs	Humphrey	Carr	Jefferson	Weddle	n/a
Oct. 21 vs. New Orleans	B. Williams	Urban	Wormley	Judon	Mosley	n/a	Suggs	J. Smith	Carr	Jefferson	Weddle	T. Young (DB)
Oct. 28 at Carolina	B. Williams	Urban	Wormley	Judon	Mosley	Onwuasor	Suggs	J. Smith	Carr	Jefferson	Weddle	n/a
Nov. 4 vs. Pittsburgh	B. Williams	Urban	n/a	Z. Smith	Mosley	Onwuasor	Suggs	J. Smith	Carr	Jefferson	Weddle	T. Young (DB)
Nov. 18 vs. Cincinnati	B. Williams	Urban	n/a	Z. Smith	Mosley	Onwuasor	Suggs	J. Smith	Carr	Jefferson	Weddle	T. Young (DB)
Nov. 25 vs. Oakland	B. Williams	Urban	n/a	Z. Smith	Mosley	Onwuasor	Suggs	Humphrey	Carr	Jefferson	Weddle	J. Smith (CB)
Dec. 2 at Atlanta	B. Williams	Urban	n/a	Z. Smith	Mosley	Onwuasor	Suggs	J. Smith	Carr	Clark	Weddle	T. Young (DB)
Dec. 9 at Kansas City	B. Williams	Urban	n/a	Z. Smith	Mosley	Onwuasor	Suggs	Humphrey	Carr	Clark	Weddle	J. Smith (CB)
Dec. 16 vs. Tampa Bay	B. Williams	Urban	Pierce	Judon	Mosley	Onwuasor	Suggs	J. Smith	Carr	Jefferson	Weddle	n/a
Dec. 22/23 at LAC												
Dec. 30 vs. Cleveland												

Bold denotes first NFL start



2018 TRANSACTIONS

- **Jan. 1:** Re-signed RB John Crockett, T Steven Moore, FB Ricky Ortiz and QB Josh Woodrum to Reserve/Future contracts
- **Jan. 2:** Re-signed CB Robertson Daniel to a Reserve/Future contract.
- **Jan. 3:** Signed **CB Bennett Jackson** to a Reserve/Future contract.
- **Jan. 11:** Re-signed CB Robert Nelson to a Reserve/Future contract.
- **Feb. 6:** Signed free agent **WR DeVier Posey**.
- **March 6:** Signed a new renegotiated deal with DE Brent Urban.
- **March 12:** Terminated the contract of vested veteran DB Lardarius Webb; Signed a new renegotiated deal with G/T James Hurst.
- **March 13:** Terminated the contract of vested veteran RB Danny Woodhead.
- **March 14:** Terminated the contract of vested veteran WR Jeremy Maclin.
- **March 15:** Signed UFA (Ari.) **WR John Brown**.
- **March 16:** Signed free agent **WR Michael Crabtree**.
- **April 11:** Signed free agent **QB Robert Griffin III**.
- **April 14:** Re-signed exclusive rights free agent RB Alex Collins.
- **April 16:** Re-signed exclusive rights free agents WR Quincy Adeboyejo, DB Stanley Jean-Baptiste, TE Vince Mayle, LB Patrick Onwuasor, G Maurice Shakir and G/C Matt Skura.
- **April 24:** Waived (failed physical) C Brandon Kublanow and T Stephane Nembot.
- **April 26:** Signed restricted free agent (NO) **WR Willie Snead IV**.
- **May 1:** Claimed off waivers (Cle.) **DB Kai Nacua**.
- **May 2:** Waived RB John Crockett.
- **May 3:** Waived CB Robertson Daniel.
- **May 4:** Signed 15 undrafted rookie free agents: **WR Jaelon Acklin, G Randin Crecelius, RB Gus Edwards, G Justin Evans, ILB Alvin Jones, TE Nick Keizer, DE Christian LaCouture, WR Andre Levrone, LB Mason McKenrick, LS Trent Sieg, C Alex Thompson, RB Mark Thompson, RB De'Lance Turner, P Kaare Vedvik and DB Darius Williams**; Waived T Steven Moore.
- **May 5:** Signed 2018 draft picks **CB Anthony Averett, C Bradley Bozeman, S DeShon Elliott, WR Jordan Lasley, WR Jaleel Scott, T Greg Senat, DE Zach Sieler and LB Kenny Young**.
- **May 7:** Waived LB Mason McKenrick and FB Ricky Ortiz; Signed rookie free agents **WR Janarion Grant** and **DE Myles Humphrey**.
- **May 14:** Signed rookie free agent **DE Da'Sean Downey** and International Practice Player **FB Christopher Ezeala**.
- **May 17:** Signed 2018 draft picks **TE Mark Andrews** and **T Orlando Brown Jr.**
- **June 1:** Waived DE Da'Sean Downey; Signed rookie free agent **LB Chris Board**.
- **June 5:** Signed 2018 first-round draft pick QB Lamar Jackson.
- **June 11:** Waived CB Robert Nelson Jr.; Signed rookie free agent **CB Jackson Porter**.
- **June 20:** Signed 2018 draft pick **TE Hayden Hurst**.
- **July 12:** Placed rookie G/C Alex Thompson on Reserve - Did Not Report.
- **July 21:** Signed free agent **G Cameron Lee**.
- **Aug. 6:** Waived (injured) WR Jaelon Acklin, who reverted to Injured Reserve; **TE Darren Waller** was reinstated by the Commissioner following suspension.
- **Aug 27:** Placed WR Jaleel Scott on Injured Reserve and re-signed DB Robertson Daniel.
- **Aug 28:** Traded LB Kamalei Correa to the Tennessee Titans for a 2019 sixth-round draft choice.
- **Aug. 31:** Waived DB Robertson Daniel, G/T Andrew Donnal, G Justin Evans, TE Nick Keizer, DE Christian LaCouture, DB Kai Nacua, CB Jackson Porter, WR DeVier Posey and LS Trent Sieg; Waived (injured) ILB Alvin Jones, who reverted to Injured Reserve; Placed S DeShon Elliott, DB Bennett Jackson, CB Stanley Jean-Baptiste and T Greg Senat on Injured Reserve; WR Quincy Adeboyejo, LB Bam Bradley and CB Jaylen Hill remained on the PUP list.
- **Sept. 1:** Waived G Randin Crecelius, DT Carl Davis, RB Gus Edwards, FB Christopher Ezeala, DE/LB Myles Humphrey, DE Bronson Kaufusi, G Cameron Lee, WR Andre Levrone, TE/WR Vince Mayle, WR Breshad Perriman, G Maurice Shakir, G Nico Siragusa, RB Mark Thompson, RB De'Lance Turner, TE Darren Waller, WR/RS Tim White and QB Josh Woodrum; Terminated the contract of vested veteran LB Albert McClellan; Placed K/P Kaare Vedvik on the Non-Football Injury list.
- **Sept. 2:** Signed G Randin Crecelius, RB Gus Edwards, DE/LB Myles Humphrey, G Nico Siragusa, RB De'Lance Turner, TE Darren Waller and WR/RS Tim White to the practice squad; Signed FB Christopher Ezeala to the practice squad as part of the NFL's International Player Pathway program.
- **Sept. 3:** Signed DB Robertson Daniel, DE Christian LaCouture and **CB Cyrus Jones** to the practice squad.
- **Sept. 4:** Waived (injury settlement) WR Jaelon Acklin.
- **Sept. 6:** Waived (injury settlements) DB Bennett Jackson and ILB Alvin Jones.
- **Sept. 12:** Placed RB Kenneth Dixon (knee) on Injured Reserve; Elevated RB De'Lance Turner from the practice squad to the 53-man roster.
- **Sept. 15:** Re-signed DB Kai Nacua to the practice squad.
- **Sept. 17:** Placed CB Maurice Canady on Injured Reserve; Re-signed LB Albert McClellan to the 53-man roster.
- **Sept. 19:** Signed **CB Makinton Dorleant** to the practice squad after CB/RS Cyrus Jones was signed by New England off the practice squad.
- **Sept. 22:** Waived G/T Jermaine Eluemunor and WR/RS Janarion Grant; Elevated CB Robertson Daniel and WR/RS Tim White from the practice squad to the 53-man roster.
- **Sept 24:** Waived CB Robertson Daniel and signed free agent **C Hroniss Grasu**.
- **Sept. 25:** Re-signed G/T Jermaine Eluemunor and WR/RS Janarion Grant to the practice squad.
- **Sept. 26:** Waived DE/LB Myles Humphrey from the practice squad and re-signed CB Robertson Daniel to the practice squad.
- **Oct. 4:** Waived DE Christian LaCouture from the practice squad and re-signed WR Andre Levrone to the practice squad.
- **Oct. 7:** Waived CB Darius Williams and activated CB Jimmy Smith from the Commissioner Exempt list following his suspension.
- **Oct. 8:** Waived WR/RS Tim White; Claimed CB/RS Cyrus Jones (NE) off waivers.
- **Oct. 9:** Waived G Randin Crecelius from the practice squad and re-signed WR/RS Tim White to the practice squad.
- **Oct. 13:** Placed RB De'Lance Turner on Injured Reserve and elevated RB Gus Edwards from the practice squad to the 53-man roster.
- **Oct. 15:** Waived WR Andre Levrone and DB Kai Nacua from the practice squad; Re-signed G/T Randin Crecelius, LB Alvin Jones and RB Mark Thompson to the practice squad.
- **Oct. 23:** Placed DT Willie Henry on Injured Reserve and elevated G/T Jermaine Eluemunor from the practice squad to the 53-man roster.
- **Oct. 24:** Signed **G Kofi Amichia** to the practice squad.
- **Oct. 30:** Acquired **RB/WR Ty Montgomery** from the Green Bay Packers in exchange for an undisclosed future draft pick; Terminated the contract of vested veteran LB Albert McClellan.
- **Nov. 14:** Waived CB Makinton Dorleant from the practice squad and signed **RB Tyler Ervin**.
- **Nov. 24:** Waived G/C Hroniss Grasu and activated CB Maurice Canady from Injured Reserve - Designated for Return.
- **Nov. 27:** Waived RB Mark Thompson from the practice squad and re-signed CB Bennett Jackson.
- **Nov. 28:** Re-signed TE Nick Keizer to the practice squad after TE Darren Waller was signed off the practice squad by Oakland.
- **Dec. 1:** Placed RB Alex Collins on Injured Reserve and activated RB Kenneth Dixon from Injured Reserve.
- **Dec. 12:** Signed **T Jake Rodgers** to the practice squad after G Nico Siragusa was signed by Green Bay off the practice squad.

(Bold denotes first time player has joined the Ravens.)

2018 DEFENSIVE STATISTICS

from Press Box Stats

Name	Total	Solo	Assists	Sacks	Yds.	INT	Yds.	PD	FF	FR
Mosley, C.J.	91	62	29	0.5	0.5	0	0	3	0	0
Weddle, Eric	66	53	13	1	9	0	0	3	0	0
Jefferson, Tony	63	43	20	1	7	1	15	5	1	1
Young, Kenny	46	36	10	2.5	5.5	0	0	1	1	0
Judon, Matthew	42	27	15	7	41	0	0	3	1	0
Smith, Jimmy	42	32	10	0	0	0	0	6	0	0
Carr, Brandon	40	36	4	0	0	1	32	10	0	0
Onwuasor, Patrick	40	23	17	3.5	27.5	1	33	3	1	0
Smith, Za'Darius	38	21	17	7	46.5	0	0	2	1	0
Williams, Brandon	33	21	12	1	8	0	0	1	0	0
Young, Tavon	33	31	2	2	7	1	0	4	0	1^
Humphrey, Marlon	31	25	6	0	0	1	0	12	1	0
Suggs, Terrell	30	23	7	7	51	0	0	6	1	1*
Pierce, Michael	27	17	10	0	0	0	0	1	0	1
Urban, Brent	23	14	9	0	0	0	0	2	0	0
Levine Sr., Anthony	20	17	3	1	2	1	16	6	0	0
Wormley, Chris	15	12	3	1	6	0	0	5	0	0
Clark, Chuck	14	10	4	0	0	1	5	1	0	0
Williams, Tim	8	5	3	2	21	0	0	0	0	0
Bowser, Tyus	4	1	3	0.5	2	0	0	0	0	0
Ricard, Patrick	4	2	2	0	0	0	0	0	0	0
Averett, Anthony	3	3	0	0	0	0	0	2	0	0
Henry, Willie	3	2	1	1	11	0	0	0	0	0
Canady, Maurice	2	2	0	0	0	0	0	0	0	0
Jones, Cyrus	1	0	1	0	0	0	0	0	0	0
McClellan, Albert	1	1	0	0	0	0	0	0	0	0
Sieler, Zach	1	1	0	0	0	0	0	0	0	0
Team	0	0	0	1	12	0	0	0	0	0
Totals	721	520	201	39	257	7	101	76	7	4

*Returned 43 yards for a TD vs. Oak. (11/25)

^Returned 12 yards for a TD at Atl. (12/2)

2018 SPECIAL TEAMS TACKLES

from Press Box Stats

Name	Total	Solo	Assists	FF	FR	Blocked Kicks
Board, Chris	8	6	2	0	0	0
Clark, Chuck	7	5	2	0	0	0
Jones, Cyrus	7	6	1	0	0	0
Levine Sr., Anthony	6	4	2	0	0	0
Bowser, Tyus	5	4	1	0	0	0
Onwuasor, Patrick	5	2	3	0	0	0
Allen, Javorius	3	2	1	0	0	0
Canady, Maurice	3	3	0	0	0	0
Turner, De'Lance	3	2	1	0	0	0
Young, Kenny	3	3	0	0	1	0
McClellan, Albert	2	2	0	0	0	0
Moore, Chris	2	2	0	0	0	0
Williams, Tim	2	1	1	0	0	0
Averett, Anthony	1	1	0	0	0	0
Koch, Sam	1	1	0	0	0	0
Williams, Maxx	1	1	0	0	0	0
Young, Tavon	1	1	0	0	1	0
Totals	60	46	14	0	2	0

2018 SINGLE-GAME BESTS

Tackles: 16 by C.J. Mosley vs. NO (10/21)

Sacks: 3 by Matthew Judon vs. Oak. (11/25) and Za'Darius Smith at Ten. (10/14)

Interceptions: 1 by seven different players; last by Marlon Humphrey vs. TB (12/16)

Passes Defensed: 4 by Marlon Humphrey vs. TB (12/16)

Forced Fumbles: 1 by seven different players; last by Patrick Onwuasor & Kenny Young at Atl. (12/2)

Fumble Recoveries: 1 by four different players; last by Tavon Young at Atl. (12/2)

Special Teams Tackles: 3 by Cyrus Jones vs. TB (12/16)

BALTIMORE RAVENS 2018 REGULAR SEASON GAME BY GAME OFFENSIVE STATISTICS

Game	9/9 vs. Buf.	9/13 at Cin.	9/23 vs. Den.	9/30 at Pit.	10/7 at Cle.	10/14 at Ten.	10/21 vs. NO	10/28 at Car.	11/4 vs. Pit.	11/18 vs. Cin.	11/25 vs. Oak.	12/2 at Atl.	12/9 at KC	12/16 vs. TB	12/22 at LAC	12/30 vs. Cle.
Points	47	23	27	26	9	21	23	21	16	24	34	26	24	20		
1st Qtr	14	0	10	14	3	7	0	7	3	7	3	7	0	0		
2nd Qtr	12	14	10	0	0	7	10	0	3	6	10	3	10	10		
3rd Qtr	14	3	7	3	3	7	7	7	7	8	7	6	7	7		
4th Qtr	7	6	0	9	3	0	6	7	3	3	14	10	7	3		
Overtime	0	0	0	0	0	0	0	0	0	0	0	0	0	0		
TDs (Ru-P-Ret)	6 (3-3-0)	3 (1-2-0)	3 (2-1-0)	2 (0-2-0)	0 (0-0-0)	3 (2-1-0)	3 (1-2-0)	3 (1-2-0)	1 (1-0-0)	2 (2-0-0)	4 (1-1-2)	2 (1-0-1)	3 (1-2-0)	2 (1-1-0)		
PATs (M/A)	5/5	2/2	3/3	2/2	0/0	3/3	2/3	3/3	1/1	1/1	4/4	2/2	3/3	2/2		
2PT Convs (M/A)	0/1	0/1	0/0	0/0	0/0	0/0	0/0	0/0	0/0	1/1	0/0	0/0	0/0	0/0		
FGs (M/A)	2/2	1/1	2/3	4/4	3/4	0/0	1/1	0/0	3/3	3/3	2/2	4/4	1/1	2/2		
Safeties	0	0	0	0	0	0	0	0	0	0	0	0	0	0		
First Downs	26	28	20	24	25	23	25	20	18	23	23	25	24	24		
Rushing	11	5	5	6	10	9	6	8	5	15	13	12	10	16		
Passing	13	20	13	17	14	13	15	11	10	7	9	9	12	7		
Penalty	2	3	2	1	1	1	4	1	3	1	1	4	2	1		
3rd Down Conv (M/A)	6/14	7/16	8/16	8/17	4/16	12/17	5/12	6/12	4/12	8/16	8/13	7/15	5/12	9/16		
3rd Down Conv Pct	42.9%	43.8%	50%	47%	25%	71%	42%	50%	33%	50%	62%	47%	42%	56%		
4th Down Conv (M/A)	0/0	2/4	0/0	1/1	1/1	1/1	1/2	1/2	0/1	0/1	0/0	2/2	1/3	1/1		
4th Down Conv Pct	0%	50%	0%	100%	100%	100%	50%	50%	0%	0%	0%	100%	33%	100%		
Total Net Yards	369	425	342	451	410	361	351	325	265	403	416	366	321	370		
Total Off. Plays	74	81	70	74	84	72	64	64	56	75	69	77	68	74		
Avg. Gain Per Play	5.0	5.2	4.9	6.1	4.9	5.0	5.5	5.1	4.7	5.4	6.0	4.8	4.7	5.0		
Net Yards Rushing	117	66	77	96	116	123	77	101	61	267	242	207	194	242		
Total Rushing Plays	34	22	28	30	25	35	23	18	16	53	43	49	40	49		
Avg. Gain Per Rush	3.4	3.0	2.8	3.2	4.6	3.5	3.3	5.6	3.8	5.0	5.6	4.2	4.9	4.9		
Net Yards Passing	252	359	265	355	294	238	274	224	204	136	174	159	127	128		
Times Sacked	2	4	2	2	2	0	1	2	2	3	1	2	2	2		
Yards Lost on Sacks	8	17	12	8	4	0	10	14	14	14	4	8	20	3		
Gross Yards Passing	260	376	277	363	298	238	284	238	218	150	178	167	147	131		
Pass Attempts	38	55	40	42	57	37	40	44	38	19	25	26	26	23		
Pass Completions	26	32	25	28	29	25	24	26	24	13	14	15	13	14		
Completion Pct	68.4%	58.2%	62.5%	66.7%	50.9%	67.6%	60.0%	59.1%	63.2%	68.4%	56.0%	57.7%	50.0%	60.9%		
Avg. Gain Per Pass	6.3	6.1	6.3	8.1	5.0	6.4	6.7	4.9	5.1	6.2	6.7	5.7	4.5	5.1		
Interceptions	0	2	0	0	1	1	0	2	0	1	2	0	0	0		
Fumbles / Fum. Lost	4/1	2/1	1/0	1/1	2/1	0/0	0/0	1/1	1/0	1/0	1/0	4/1	1/1	2/2		
Penalties	9	7	7	7	4	10	5	9	5	5	6	9	11	8		
Penalty Yards	78	51	52	50	41	70	54	68	25	31	45	88	112	70		
Punts	5	3	5	4	8	4	3	3	4	4	2	3	3	3		
Gross Punting Average	51.4	56.3	39.4	43.8	45.8	43.8	45.7	51.0	47.3	39.3	47.0	47.3	52.7	42.3		
Touchbacks	0	1	0	1	1	0	0	0	1	0	0	1	0	0		
Inside20	3	0	2	2	6	2	2	1	1	2	1	1	1	1		
Punts Blocked	0	0	1	0	0	0	0	0	0	0	0	0	0	0		
Net Punting Average	47.6	41.7	33.2	38.0	40.4	43.8	41.7	44.0	38.0	27.8	48.5	34.7	48.3	38.3		
Punt Returns	6	1	3	1	5	4	1	1	2	2	4	1	1	1		
Punt Return Yards	54	-2	12	4	59	50	8	23	27	14	79	4	55	0		
Punt Return Avg.	9.0	-2.0	4.0	4.0	11.8	12.5	8.0	23.0	13.5	7.0	19.8	4.0	55.0	0.0		
Fair Catches	1	3	0	4	2	2	0	0	2	3	1	3	1	1		
Kickoff Returns	1	1	3	3	0	1	3	1	1	4	2	2	1	4		
Kickoff Return Yards	24	32	78	57	0	20	50	39	31	67	59	36	30	92		
Kickoff Return Avg.	24.0	32.0	26.0	19.0	0.0	20.0	16.7	39.0	31.0	16.8	29.5	18.0	30.0	23.0		
Time of Possession	35:14	28:10	30:14	35:03	33:42	37:34	26:29	25:59	23:31	38:09	34:12	39:39	31:27	37:10		

BALTIMORE RAVENS 2018 REGULAR SEASON GAME BY GAME DEFENSIVE STATISTICS

Game	9/9 vs. Buf.	9/13 @ Cin.	9/23 vs. Den.	9/30 @ Pit.	10/7 @ Cle.	10/14 @ Ten.	10/21 vs. NO	10/28 @ Car.	11/4 vs. Pit.	11/18 vs. Cin.	11/25 vs. Oak.	12/2 @ Atl.	12/9 @ KC	12/16 vs. TB	12/22 @ LAC	12/30 vs. Cle.
Points	3	34	14	14	12	0	24	36	23	21	17	16	27	12		
1st Qtr	0	14	14	0	0	0	0	7	7	0	7	3	7	0		
2nd Qtr	0	14	0	14	6	0	7	17	7	7	3	7	10	9		
3rd Qtr	3	0	0	0	3	0	0	3	6	14	7	0	0	3		
4th Qtr	0	6	0	0	0	0	17	9	3	0	0	6	7	0		
Overtime	0	0	0	0	3	0	0	0	0	0	0	0	3	0		
TDs (Ru-P-Ret)	0 (0-0-0)	4 (0-4-0)	2 (2-0-0)	1 (0-1-0)	1 (0-1-0)	0 (0-0-0)	3 (1-2-0)	4 (2-2-0)	3 (1-2-0)	3 (1-2-0)	2 (1-1-0)	2 (0-1-1)	3 (1-2-0)	1 (1-0-0)		
PATs (M/A)	0-0	4-4	2-2	0-0	0-1	0-0	3-3	3-3	2-3	3-3	2-2	1-1	3-3	0-0		
2PT Convs (M/A)	0-0	0-0	0-0	1-1	0-0	0-0	0-0	0-1	0-0	0-0	0-0	0-1	0-0	0-1		
FGs (M/A)	1-2	2-2	0-0	2-2	2-3	0-0	1-1	3-3	1-1	0-1	1-1	1-1	2-4	2-2		
Safeties	0	0	0	0	0	0	0	0	0	0	0	0	0	0		
First Downs	10	24	18	14	20	7	26	22	27	15	13	16	30	12		
Rushing	3	6	8	1	6	1	12	7	8	4	4	5	8	6		
Passing	5	14	8	12	13	5	12	14	18	10	9	6	18	4		
Penalty	2	4	2	1	1	1	2	1	1	1	0	5	4	2		
3rd Down Conv (M/A)	2-15	5-13	6-14	2-12	6-19	1-10	6-14	6-12	10-16	6-14	3-13	2-9	6-16	3-10		
3rd Down Conv Pct	13.3%	38.5%	42.9%	16.7%	31.6%	10.0%	42.9%	50.0%	62.5%	42.9%	23.1%	22.2%	37.5%	30.0%		
4th Down Conv (M/A)	0-1	0-0	0-1	0-1	0-1	0-0	4-5	1-1	1-1	0-1	1-2	0-1	3-3	0-1		
4th Down Conv Pct	0%	0%	0%	0%	0%	0%	80.0%	100.0%	100.0%	0%	50.0%	0%	100.0%	0%		
Total Net Yards	153	373	293	284	416	106	339	386	395	255	249	131	442	241		
Total Off. Plays	61	70	61	59	76	40	70	63	76	54	56	45	83	47		
Avg. Gain Per Play	2.5	5.3	4.8	4.8	5.5	2.7	4.8	6.1	5.2	4.7	4.4	2.9	5.3	5.1		
Net Yards Rushing	83	108	120	19	112	55	134	154	113	48	67	34	94	85		
Total Rushing Plays	22	28	24	11	28	14	39	33	27	16	19	15	27	21		
Avg. Gain Per Rush	3.8	3.9	5.0	1.7	4.0	3.9	3.4	4.7	4.2	3.0	3.5	2.3	3.5	4.0		
Net Yards Passing	70	265	173	265	304	51	205	232	282	207	182	97	348	156		
Times Sacked	6	0	3	1	5	11	1	0	1	1	3	3	3	1		
Yards Lost on Sacks	28	0	19	9	38	66	7	0	10	4	12	34	29	1		
Gross Yards Passing	98	265	192	274	342	117	212	232	292	211	194	131	377	157		
Pass Attempts	33	42	34	47	43	15	30	30	48	37	34	27	53	25		
Pass Completions	11	24	22	27	25	10	22	22	29	19	16	16	35	13		
Completion Pct	33.3%	57.1%	64.7%	57.5%	58.1%	66.7%	73.3%	73.3%	60.4%	51.4%	47.1%	59.3%	66.0%	52.0%		
Avg. Gain Per Pass	1.8	6.3	4.7	5.5	6.3	2.0	6.6	7.7	5.8	5.4	4.9	3.2	6.2	6.0		
Interceptions	2	0	1	1	1	0	0	0	0	0	0	0	1	1		
Fumbles / Fum. Lost	1-0	1-0	1-0	1-1	1-0	1-0	1-1	1-0	0-0	0-0	1-1	2-1	1-0	0-0		
Penalties	10	9	13	5	10	4	6	4	8	7	4	8	7	6		
Penalty Yards	100	92	120	40	66	35	52	30	103	58	24	82	53	58		
Punts	8	6	7	5	9	9	2	3	4	6	6	5	3	4		
Gross Punting Average	49.6	40.2	41.0	41.2	50.2	41.7	44.0	45.7	37.5	41.8	44.7	50.4	37.0	40.8		
Touchbacks	0	0	0	0	1	0	0	0	0	0	0	1	0	1		
Inside20	3	4	3	1	3	3	0	2	1	1	1	3	2	1		
Punts Blocked	0	0	0	0	0	0	0	0	0	0	0	0	0	0		
Net Punting Average	42.9	40.5	39.3	40.4	41.4	36.1	40.0	38.0	30.8	39.5	31.5	45.6	18.7	35.8		
Punt Returns	3	2	3	1	3	1	1	2	3	2	1	1	2	1		
Punt Return Yards	19	24	31	3	23	0	12	21	17	46	-3	18	13	12		
Punt Return Avg.	6.3	12.0	10.3	3.0	7.7	0.0	12.0	10.5	5.7	23.0	-3.0	18.0	6.5	12.0		
Fair Catches	0	0	1	1	3	0	1	0	0	2	0	1	0	0		
Kickoff Returns	5	3	2	4	0	1	1	1	1	2	2	0	0	4		
Kickoff Return Yards	165	56	41	80	0	20	16	14	31	35	44	0	0	90		
Kickoff Return Avg.	33.0	18.7	20.5	20.0	0	20.0	16.0	14.0	31.0	17.5	22.0	0.0	0.0	22.5		
Time of Possession	24:46	31:50	29:46	24:57	36:16	22:26	33:31	34:01	36:29	21:51	25:48	20:21	37:00	22:50		