



# BALTIMORE RAVENS PRESS RELEASE

UNDER ARMOUR PERFORMANCE CENTER | 1 WINNING DRIVE | OWINGS MILLS, MD 21117  
PH: 410-701-4000 | BALTIMORERAVENS.COM | TWITTER: @RAVENS

TWO-TIME WORLD CHAMPIONS: SUPER BOWL XXXV (2000) & SUPER BOWL XLVII (2012)



## TAMPA BAY BUCCANEERS VS. BALTIMORE RAVENS

(5-8)

WEEK 15 – SUNDAY, DEC. 16, 2018

1 P.M. ET – M&T BANK STADIUM (71,008)



(7-6)

### JUST THE FACTS

• The Baltimore Ravens (7-6), who have won three of their past four games, host the Tampa Bay Buccaneers (5-8) this Sunday in a battle that kicks off at 1 p.m. from M&T Bank Stadium. Baltimore currently holds the AFC's second Wild Card playoff position and sits just a half-game behind Pittsburgh (7-5-1) in the AFC North. Tampa Bay has won two of its past three games and is 1-5 on the road this season.

• Last Sunday, Baltimore took the Chiefs, who own the AFC's best record (11-2), to overtime before dropping a 27-24 heartbreaker at Arrowhead Stadium. K Harrison Butker's 35-yard FG in the extra period was the difference. The Ravens jumped to a 24-17 lead with 4:04 left in regulation on QB Lamar Jackson's 9-yard TD throw (his second of the day) to WR John Brown. Kansas City then produced an 11-play, 75-yard TD drive that included two fourth-down conversions, including a fourth-and-3 at the Ravens' 5, where QB Patrick Mahomes hit RB Damien Williams for the game-tying TD. The Chiefs won the OT coin toss and produced a FG on that drive. Baltimore was then unable to capitalize on its ensuing possession, giving the Chiefs a hard-fought victory. The Ravens sacked Mahomes 3 times and registered a season-high 15 QB hits, while Jackson (71), RB Gus Edwards (67) and RB Kenneth Dixon (59) helped Baltimore rush for 198 yards.

• The Ravens are 3-2 all time against Tampa Bay, including a 2-0 mark under head coach John Harbaugh. These teams last met in 2014, when Baltimore prevailed, 48-17, at Raymond James Stadium.

• In his 11th season at Baltimore's helm, Harbaugh has led the Ravens to a 111-77 overall record (10-5 postseason), posting the NFL's fifth-most total wins since his 2008 arrival. The Ravens have played in three AFC title games ('08, '11 & '12) under Harbaugh, while in 2012, he guided the franchise to its second Super Bowl victory.

### THIS WEEK'S SCHEDULE

**Wed. Dec. 12:** 11:15 a.m. .... Coach Harbaugh & Players at Podium  
11:25 a.m. .... Open Locker Room  
1:10 p.m. .... Practice/Media Viewing

**Thur. Dec. 13:** 10:55 a.m. .... Three Coordinators at Podium &  
Open Locker Room  
12:10 p.m. .... Practice/Media Viewing

**Fri. Dec. 14:** 11:10 a.m. .... Practice/Media Viewing  
12:45 p.m. .... Coach Harbaugh at Podium

### WEDNESDAY CONFERENCE CALLS

**Buccaneers:** Head Coach Dirk Koetter at 12:15 p.m. ET  
**Ravens:** Head Coach John Harbaugh at 11:30 a.m. ET

### CALLING THE ACTION

**Television:** FOX / WBFF Ch. 45 (Baltimore)  
- Dick Stockton (PBP) - Mark Schlereth (analyst) - Jennifer Hale (sideline)  
- Eric Billigmeier (producer) - Scott Katz (director)

**Local Radio:** WBAL (1090 AM) & 98Rock (97.9 FM)  
- Gerry Sandusky (PBP) - Dennis Pitta (analyst) - Kirk McEwen (sideline)

### HARBS SAYS

#### JOHN HARBAUGH ON THE RAVENS' FOCUS MOVING FORWARD:

"All we need to do is just focus on playing our best football on Sunday. Keep it simple; keep it about football. That's what we've been about from Day One. Our guys have been all about that, and I really appreciate that about them. I'm proud of this football team. I'm not just talking about [last Sunday's] game. I'm talking about all year, from Day One when we first got here, and the mindset they've taken, the accountability, how trustworthy they are. As a coach, that's all you can ask for. Like I've said, it's been a joy every single day, coming in and coaching these guys. Let's keep fighting and be the best we can be."

### INJURY UPDATE

QB Joe Flacco (hip) has missed the past four games, while starting SS Tony Jefferson (ankle) has been out the last two. Starting LG Alex Lewis (shoulder) also did not play last Sunday at Kansas City. OLB Tim Williams (ankle/illness, five games) has missed significant time.

### NOTE THE QUOTE

#### S ERIC WEDDLE ON THE RAVENS' MINDSET ENTERING WEEK 15:

"Guys should come away excited about the next opportunity we get to rebound and get a huge win at home and keep the momentum. Right now, the way we're playing, no one is going to want to face us [down the stretch]. We've got to do our job to get into the playoffs and see what happens. We'll be a team to be reckoned with, for sure."

### WHAT'S GOING ON?

#### MOST QB RUSHING YARDS IN FIRST FOUR STARTS - SUPER BOWL ERA -

| QUARTERBACK        | YARDS | RECORD |
|--------------------|-------|--------|
| LAMAR JACKSON      | 336   | 3-1    |
| TIM TEBOW          | 258   | 2-2    |
| TERRELLE PRYOR     | 247   | 1-3    |
| ROBERT GRIFFIN III | 234   | 2-2    |
| DONOVAN McNABB     | 200   | 1-3    |



# 475

RUSHING YARDS  
SECOND AMONG QBs IN 2018  
(JOSH ALLEN, 490)

IN JACKSON'S  
FOUR STARTS  
(3-1 RECORD),  
BALTIMORE HAS  
SCORED 27.0  
POINTS PER GAME  
(8TH IN THE NFL)  
AND RUSHED FOR  
A LEAGUE-HIGH  
228.5 YARDS  
PER CONTEST.





# RAVENS / OPPONENT INFORMATION

## SCHEDULE / RESULTS (7-6)

| Date            | Opponent                | Result/Time      |
|-----------------|-------------------------|------------------|
| Sun. Sept. 9    | BUFFALO BILLS           | W, 47-3          |
| Thurs. Sept. 13 | at Cincinnati Bengals   | L, 23-34         |
| Sun. Sept. 23   | DENVER BRONCOS          | W, 27-14         |
| Sun. Sept. 30   | at Pittsburgh Steelers  | W, 26-14         |
| Sun. Oct. 7     | at Cleveland Browns     | L, 9-12 (OT)     |
| Sun. Oct. 14    | at Tennessee Titans     | W, 21-0          |
| Sun. Oct. 21    | NEW ORLEANS SAINTS      | L, 23-24         |
| Sun. Oct. 28    | at Carolina Panthers    | L, 21-36         |
| Sun. Nov. 4     | PITTSBURGH STEELERS     | L, 16-23         |
| Sun. Nov. 18    | CINCINNATI BENGALS      | W, 24-21         |
| Sun. Nov. 25    | OAKLAND RAIDERS         | W, 34-17         |
| Sun. Dec. 2     | at Atlanta Falcons      | W, 26-16         |
| Sun. Dec. 9     | at Kansas City Chiefs   | L, 24-27 (OT)    |
| Sun. Dec. 16    | TAMPA BAY BUCCANEERS    | 1 p.m.           |
| Sat. Dec. 22    | at Los Angeles Chargers | 8:20 p.m. (NFLN) |
| Sun. Dec. 30*   | CLEVELAND BROWNS        | 1 p.m.           |

\*Flexible Scheduling Games      Home Games in CAPS      All Times Eastern

## THE RAVENS' NO. 1 SCORING DEFENSE

Entering Week 15, the Ravens own the NFL's No. 1 scoring (ppg) defense and the No. 2 overall (ypg) defense.

### 2018 SCORING DEFENSE

| Rk. | Team      | PPG  |
|-----|-----------|------|
| 1.  | Baltimore | 18.5 |
| 2.  | Dallas    | 18.9 |
| 3.  | Chicago   | 19.0 |
| 4.  | Tennessee | 19.5 |
| 5.  | Houston   | 19.9 |

### 2018 TOTAL DEFENSE

| Rk. | Team      | YPG   |
|-----|-----------|-------|
| 1.  | Buffalo   | 290.6 |
| 2.  | Baltimore | 293.9 |
| 3.  | Chicago   | 309.9 |
| 4.  | Dallas    | 313.4 |
| 5.  | Minnesota | 323.6 |

## NUMBERS TO RAVE ABOUT

**1** — Team (Baltimore) to rank in the NFL's Top 5 in both third-down offense (46.8% — 3rd) and third-down defense (34.5% — 4th).

**4.69** — Yards per play the Ravens' defense has allowed, ranking as the NFL's best mark. Tampa Bay's offense averages 6.38 yards per play, which ranks fourth in the NFL.

**31:31** — The Ravens' average time of possession per game, which ranks as the NFL's third-highest mark (NO — 32:03 & Dal. — 31:42).

**79.2** — Third-and-short (<4 yards) conversion percentage for the Ravens' offense (42 of 53), which ranks No. 1 in the NFL. (NYG is second with a 69.7% mark.)

**90** — QB hits the Ravens' defense has registered (the NFL's third most), including 15 last week at KC, which tied Seattle (12/2 vs. SF) for the second most in an NFL game this season.

**115** — Rushing first downs gained by the Ravens' offense, which rank No. 1 in the NFL. (NO & Seattle are second with 109.)

**+671** — Rushing yards differential by the Ravens since Week 11 (past four games), with Baltimore gaining an NFL-best 914 yards on the ground and allowing a league-low 243.

## AFC NORTH STANDINGS

| Teams            | W        | L        | T        | Home       | Road       | Div.       | Con.       | PF         | PA         |
|------------------|----------|----------|----------|------------|------------|------------|------------|------------|------------|
| Pittsburgh       | 7        | 5        | 1        | 3-3        | 4-2-1      | 3-1-1      | 4-5-1      | 367        | 306        |
| <b>Baltimore</b> | <b>7</b> | <b>6</b> | <b>0</b> | <b>4-2</b> | <b>3-4</b> | <b>2-3</b> | <b>6-4</b> | <b>321</b> | <b>241</b> |
| Cleveland        | 5        | 7        | 1        | 4-2-1      | 1-5        | 2-1-1      | 3-5-1      | 292        | 332        |
| Cincinnati       | 5        | 8        | 0        | 3-4        | 2-4        | 1-3        | 3-6        | 307        | 397        |

## 2018 RANKINGS

### DEFENSE

| Category            | --Ravens-- |      | --Buccaneers-- |      |
|---------------------|------------|------|----------------|------|
|                     | Stats      | Rank | Stats          | Rank |
| Total Defense       | 293.9      | 2    | 387.9          | 27   |
| Rush Defense        | 87.8       | 4    | 119.4          | 20   |
| Pass Defense        | 206.2      | 3    | 268.5          | 27   |
| Points Per Game     | 18.5       | 1    | 29.5           | 30   |
| 3rd-Down Def. %     | 34.5       | 4    | 38.5           | 15   |
| 4th-Down Def. %     | 55.6       | 12t  | 46.2           | 6t   |
| Red Zone Def. (TD%) | 65.7       | 25   | 82.6           | 32   |

### OFFENSE

| Category            | --Ravens-- |      | --Buccaneers-- |      |
|---------------------|------------|------|----------------|------|
|                     | Stats      | Rank | Stats          | Rank |
| Total Offense       | 369.6      | 12   | 430.1          | 2    |
| Rush Offense        | 134.5      | 4    | 98.7           | 27   |
| Pass Offense        | 235.2      | 18   | 331.4          | 1    |
| Points Per Game     | 24.7       | 13   | 25.5           | 10   |
| 3rd-Down Off. %     | 46.8       | 3    | 48.7           | 1    |
| 4th-Down Off. %     | 55.6       | 17   | 80.0           | 4    |
| Red Zone Off. (TD%) | 63.8       | 10   | 61.2           | 15   |

### TEAM

| Category       | --Ravens-- |      | --Buccaneers-- |      |
|----------------|------------|------|----------------|------|
|                | Stats      | Rank | Stats          | Rank |
| Turnover Ratio | -6         | 23t  | -17            | 31   |
| Penalties      | 94         | 24   | 99             | 29t  |
| Penalty Yards  | 765        | 17t  | 815            | 26   |

## SERIES HISTORY

- Ravens lead the regular season series, 3-2.
- In Baltimore, the Ravens are 1-1.
- In Tampa, the Ravens are 2-1.
- Under John Harbaugh, Baltimore is 2-0.

| Date     | Location  | Result            | Attendance |
|----------|-----------|-------------------|------------|
| 12/29/01 | Tampa Bay | Buccaneers, 22-10 | 65,619     |
| 09/15/02 | Baltimore | Buccaneers, 25-0  | 69,304     |
| 09/10/06 | Tampa Bay | Ravens, 27-0      | 65,087     |
| 11/28/10 | Baltimore | Ravens, 17-10     | 70,989     |
| 10/12/14 | Tampa Bay | Ravens, 48-17     | 60,041     |

## NOTE OF THE WEEK

- Last Sunday at KC, the Ravens finished 2 yards shy (198) of rushing for 200 yards for the fourth-straight game. Still, Baltimore became the first NFL team since 2003 (Denver) to rush for at least 190 yards in four-consecutive games.
- Over the season's past four games (since Week 11), Baltimore has rushed for an NFL-high 914 yards (see chart below).
- **RB Gus Edwards** (382) ranks fourth in NFL rushing since Week 11, while **QB Lamar Jackson** (336) stands eighth.

## NFL'S MOST RUSHING YARDS (Since Week 11 / Past Four Games)

| Rk. | Team                    | Att.       | Yards      | Avg.        | TDs      | Record     |
|-----|-------------------------|------------|------------|-------------|----------|------------|
| 1.  | <b>Baltimore Ravens</b> | <b>184</b> | <b>914</b> | <b>4.97</b> | <b>5</b> | <b>3-1</b> |
| 2.  | Houston Texans          | 129        | 696        | 5.40        | 4        | 3-1        |
| 3.  | New York Giants         | 112        | 657        | 5.87        | 4        | 3-1        |
| 4.  | Seattle Seahawks        | 134        | 630        | 4.70        | 4        | 4-0        |
| 5.  | Tennessee Titans        | 102        | 586        | 5.75        | 5        | 2-2        |



## CHIEFS HEAD COACH ANDY REID ON THE RAVENS' QUARTERBACK SITUATION:

"They're blessed to have two really good quarterbacks – well, really three – but the two that are playing and have played together, and that's a unique combination. Lamar, he can run like a running back, he's as fast as a wide receiver, and he can throw like a son of a gun, like a quarterback. That's a pretty good combination to have. He's a talented kid, and so is the other guy; [Joe] Flacco is a talented one. That's a good situation right there that Marty [Mornhinweg] and John [Harbaugh] have."

### OLB Terrell Suggs on the the Ravens' mindset after a near-win at Kansas City in Week 14:

"A lot of us are pissed off. But that's a good thing. It's good to be pissed off in December. We're going to take that and channel it into our preparation for Tampa Bay."

### CB Brandon Carr on if the Ravens received a "moral victory" in last week's OT defeat at 11-2 Kansas City:

"I'm not into moral victories. All this loss says is that you have to find a way to finish. You have to find ways to win these tough ball games against good opponents on the road, in unfriendly territory. We have to make our plays and find ways to get a victory moving forward."

### LB C.J. Mosley on how the Ravens should feel after last week's tough loss at Kansas City:

"[The Chiefs] have a heck of a team. That's December football; that was like a playoff game on the road. It was a great test for us. As a whole, we played a pretty good game, but it wasn't perfect. You want to try your best to be perfect, especially on the road. ... I don't think we're discouraged at all. Nobody in this locker room should walk out with their heads down."

### QB Lamar Jackson on the Ravens moving forward after the Week 14 defeat at Kansas City:

"We are a strong team. We can fight with anybody. I know a lot of people doubted us [and thought we'd] lose [the Kansas City] game anyway, but it was not how they thought it was going to be. We just have to get better next week and move on."

### Chiefs QB Patrick Mahomes on the Ravens' defense:

"This defense is really good. They're the real deal. They did a lot of things, like cover zero. Or, if it was exotic blitzes, they really mixed it up. It was like it was a different coverage every single play. When you're a young quarterback, I haven't seen some of those things they were doing."

### Defensive coordinator Don Martindale on CB Brandon Carr being named the Ravens Walter Payton Man of the Year:

"There's been talk before about that he's the 'Iron Man' now with his [173-] consecutive starts, but he's the 'Iron Man' also out in the community. The same guy that we get here, who makes plays for us, and we count on all the time, that's who he is as a person. I think everybody in this organization sees it. What a great honor bestowed on him to be nominated for this award, and what a great award it is."

### Rookie RB Gus Edwards on how much the running back group has worked together the past couple weeks:

"I think we're doing a good job at that. Guys are rooting each other on, we're working hard, trying to compete. I think we're doing a good job at just getting along and also helping each other get better. I feel like the competition in our running backs room is really good right now. Guys are working hard, and we're also bringing each other along."

### Head coach John Harbaugh on how he would classify OLB Matthew Judon's potential:

"He's an all-around player, yes. He can be a dominant pass rusher according to his style – a very physical, explosive, leverage-type of a pass rusher, great quickness – but also, really good run edge-setter, and that's the combination you really want. That's what Terrell Suggs has been over the years. I'm not making that comparison just yet, but he's watched 'Sizz' [Suggs] play and kind of patterned himself a little bit after that. And to me, he's a very similar kind of player."

### QB Lamar Jackson on the Ravens' tight ends group:

"Those guys do a great job. They're athletes as well. They're not just blocking tight ends. They can get out in space, catch the ball, make defenders miss, break tackles. They can put points up on the board. Those guys are great aspects to have on the field."

### LT Ronnie Stanley on where he has seen QB Lamar Jackson improve over the course of the season:

"He's improved tremendously over the past three weeks. It's been little by little every week, and that's all we can ask for. It's just constant progression and just keep taking steps forward and not backward. He's been a great leader. We have a lot of plays in our playbook, and that [was] a challenge at first, but he's been doing a great job of learning that and communicating more clearly."

### S Eric Weddle on how CB Tavon Young strengthens the secondary and what he brings to the defense:

"He's one of our best cover guys and just our best football players, when you look at our team and look at what he can do. He's played special teams, and obviously, gives us a dynamic player – a nickel who can blitz, who plays the run, who's physical and can run with those slot guys. It's nice to have a guy in there that can run around and cover guys that we need, especially going against a passing offense."



# RAVENS / OPPONENT INFORMATION

## KEY NUMBERS VS. BUCCANEERS

**2-0**

Baltimore's record vs. Tampa Bay under head coach **John Harbaugh**. The Ravens are 8-3 vs. the NFC South under Harbaugh, posting a 4-1 mark at home.

**13-3**

The Ravens' all-time record at home vs. the NFC in the month of December, winning 11 of their last 12.

**48**

Points scored by the Ravens during their 2014 game at Tampa Bay, marking the most ever by a Baltimore team on the road. (The final score was 48-17.)

**16:03**

Time it took **QB Joe Flacco** to throw 5 TDs passes at Tampa Bay in the Ravens' 2014 win. It was the fastest a QB has ever thrown 5 TDs in a game in league history.

**149.7**

A franchise single-game passer rating by **QB Joe Flacco** in the 2014, 48-17 win at Tampa Bay. Flacco was 21-of-28 for 306 yards and 5 TDs.

**272**

Career receiving yards (and 1 TD) on 19 catches for **WR Willie Snead IV**, who has played six games vs. Tampa Bay.

## WEEK 14 GAME RECAP

**CHIEFS 27, RAVENS 24 (OT)**

**Arrowhead Stadium • Kansas City, MO • Sunday, Dec. 9**

The Ravens took the Chiefs, who own the AFC's best record (11-2), to overtime before dropping a 27-24 heartbreaker at Arrowhead Stadium last Sunday. K Harrison Butker's 35-yard FG in the extra period was the difference. The Ravens jumped to a 24-17 lead with 4:04 left in regulation on a **QB Lamar Jackson** 9-yard TD throw to **WR John Brown**. Kansas City, which entered the game with the NFL's No. 1 scoring offense, then produced an 11-play, 75-yard TD drive that included 2 fourth-down conversions. The first came on a fourth-and-9 from their own 40, when a scrambling QB Patrick Mahomes threw an impressive cross-body heave (48 yards) to WR Tyreek Hill for a first down at the Ravens' 12-yard line. The second came on a fourth-and-3 at the Ravens' 5, when Mahomes hit RB Damien Williams for the tying TD. The Chiefs won the OT coin toss and produced a FG on that drive. The Ravens then crossed midfield (44-yard line), but a holding call (**LT Ronnie Stanley**) put them back to the Baltimore 45. **QB Robert Griffin III**, who replaced an injured Jackson for the last two plays, threw incomplete to a tightly-covered **WR Willie Snead IV** on the game's final play. After exchanging possessions in the first quarter, Kansas City scored on a Williams' 1-yard run. Baltimore then tied the game, running the ball all 8 plays on a TD series that ended with **RB Kenneth Dixon's** 3-yard score. A 28-yard **K Justin Tucker** FG gave the Ravens their only lead in the first half (10-7). Another Mahomes-engineered drive that ended with a 15-yard TD throw to TE Travis Kelce and a 24-yard Butker FG made the score 17-10 at the half. The Ravens produced the only points in the third quarter in a series that started with **S Chuck Clark's** interception of Mahomes at the Baltimore 37-yard line. Facing a fourth-and-2 at KC's 10, the Ravens went for it and scored with Jackson hitting **TE Maxx Williams** for a 10-yard TD toss. The game stayed at 17-17 until Brown's go-ahead TD late in the fourth quarter.

## RAVENS / BUCCANEERS LEADERS

### PASSING YARDS (TDs/INTs)

Joe Flacco . . . . . 2,465 (12/6) Ryan Fitzpatrick . . . 2,366 (17/12)  
Lamar Jackson . . . . . 687 (4/3) Jameis Winston . . . 2,154 (14/12)

### RUSHING YARDS (YPC)

Lamar Jackson . . . . . 475 (5.0) Peyton Barber . . . . . 677 (3.7)  
Gus Edwards . . . . . 446 (4.8) Jameis Winston . . . . . 244 (6.0)  
Alex Collins (IR) . . . . . 411 (3.6) Ryan Fitzpatrick . . . . . 152 (4.2)

### RECEIVING YARDS (CATCHES)

John Brown . . . . . 672 (38) Mike Evans . . . . . 1,207 (70)  
Willie Snead IV . . . . . 568 (56) DeSean Jackson . . . . . 750 (40)  
Michael Crabtree . . . . . 567 (51) Chris Godwin . . . . . 689 (50)

### POINTS

Justin Tucker . . . . . 109 Chandler Catanzaro . . . . . 56  
Alex Collins (IR) . . . . . 48 Cameron Brate . . . . . 36  
J. Allen / J. Brown . . . . . 30 Mike Evans . . . . . 36

### INTERCEPTIONS (YARDS)

Six Players . . . . . 1 (n/a) Andrew Adams . . . . . 3 (21)  
n/a . . . . . n/a Five Players . . . . . 1 (n/a)

### SACKS (YARDS)

Matthew Judon . . . . . 7 (-41) Jason Pierre-Paul . . . . . 11.5 (-81)  
Za'Darius Smith . . . . . 7 (-46.5) Carl Nassib . . . . . 6.5 (-46)  
Terrell Suggs . . . . . 7 (-51) Gerald McCoy . . . . . 6 (-40.5)

### TACKLES (SOLO)

C.J. Mosley . . . . . 83 (57) Lavonte David . . . . . 93 (74)  
Tony Jefferson . . . . . 61 (41) Jordan Whitehead . . . . . 63 (50)

### GROSS PUNTING (NET)

Sam Koch . . . . . 47.4 (40.1) Bryan Anger . . . . . 44.7 (38.5)

### FIELD GOALS (PCT.)

Justin Tucker . . . . . 26/28 (92.9) Ch. Catanzaro . . . . . 11/15 (73.3)

### PUNT RETURN YARDS (AVG.)

Cyrus Jones . . . . . 242 (16.1) Adam Humphries . . . . . 118 (6.6)

### KICKOFF RETURN YARDS (AVG.)

Chris Moore . . . . . 320 (22.9) Dare Ogunbowale . . . . . 137 (19.6)

## 2018 TALE OF THE TAPE

| Category                         | Ravens | Bucs   |
|----------------------------------|--------|--------|
| Record . . . . .                 | 7-5    | 5-8    |
| Current Streak . . . . .         | Lost 1 | Lost 1 |
| Points Scored . . . . .          | 321    | 332    |
| TDs Scored . . . . .             | 35     | 42     |
| Rushing TDs Scored . . . . .     | 16     | 9      |
| Passing TDs Scored . . . . .     | 16     | 31     |
| TDs on Returns . . . . .         | 3      | 2      |
| Points Against . . . . .         | 241    | 383    |
| TDs Allowed . . . . .            | 28     | 48     |
| Rushing TDs Allowed . . . . .    | 9      | 16     |
| Passing TDs Allowed . . . . .    | 18     | 29     |
| TDs on Returns Allowed . . . . . | 1      | 3      |
| Time of Poss. Avg. . . . .       | 31:31  | 30:48  |
| KOR Avg. For . . . . .           | 22.7   | 17.3   |
| KOR Avg. Against . . . . .       | 22.8   | 20.9   |
| PR Avg. For . . . . .            | 12.1   | 6.2    |
| PR Avg. Against . . . . .        | 9.0    | 8.3    |
| Sacks . . . . .                  | 38     | 34     |
| Sacks Allowed . . . . .          | 26     | 36     |
| Interceptions . . . . .          | 6      | 8      |
| Interceptions Thrown . . . . .   | 9      | 24     |
| Fumbles Lost/Recovered . . . . . | 7/4    | 7/6    |



# RAVENS / OPPONENT INFORMATION

## TOP RAVENS-BUCCANEERS CONNECTIONS

### PRO CONNECTIONS

- Baltimore defensive line coach **Joe Cullen** spent two seasons in the same role with Tampa Bay (2014-15). Over two years with him guiding the Bucs' D-line, Tampa Bay ranked No. 7 in the NFL in combined tackles for loss (173) and sacks (74).
- Buccaneers **C Ryan Jensen** was selected by Baltimore in the sixth round of the 2013 draft and spent five seasons with the team, playing in 48 games (38 starts). In 2017, he was part of an O-Line that permitted the league's seventh-fewest sacks (27), helping the team produce the NFL's ninth-ranked scoring attack (24.7 ppg). In 2016, Jensen helped protect **QB Joe Flacco**, who threw for a franchise-record 4,317 yards.
- Ravens director of player engagement **Harry Swayne** was drafted (seventh round) by Tampa Bay in 1987 as a DE, later switching to OT. He spent four seasons with the Bucs (1987-90).

### LOCAL CONNECTIONS

- Both of Baltimore's 2018 first-round draft picks have Florida roots: **TE Hayden Hurst** (Jacksonville) and **QB Lamar Jackson** (Pompano Beach).
- Several other Ravens players hail from Florida: **RB Javorius Allen** (Tallahassee), **ILB Chris Board** (Orlando), **WR John Brown** (Homestead), **RB Alex Collins** (Fort Lauderdale), **WR/RS Janarion Grant** (Trilby), **CB Stanley Jean-Baptiste** (Miami), **WR Chris Moore** (Orlando) and **WR Willie Snead IV** (Winter Park).
- Tampa Bay defensive coordinator **Mark Duffner** served as head coach at the University of Maryland from 1992-96. During his tenure, the Terps returned to the national rankings for the first time in almost a decade.
- Tampa Bay **T Donovan Smith** is originally from Owings Mills, MD, and attended Owings Mills HS. As a senior, Smith earned first-team All-State honors.
- Buccaneers practice squad **OL Cole Boozer** (Hunt Valley) and **CB Ryan Smith** (Upper Marlboro) also call Maryland home.
- Buccaneers senior communications manager **Allen Barrett** is from Baltimore, where he attended The Gilman School. In 2007, he interned for the Ravens' public relations department.

## RAVENS RADIO BROADCASTS

- The Ravens' 2018 radio team features **Gerry Sandusky**, with former Ravens standouts **OLB Jarret Johnson** and **TE Dennis Pitta** splitting half the games as analysts. 98 Rock's **Kirk McEwen** serves as the sideline reporter for home games, while former Ravens **RB Justin Forsett** is the away game sideline reporter.
- All games can be heard on 98Rock (97.9 FM), WBAL 1090 AM, baltimoreravens.com, the Ravens mobile app (when in Baltimore) and on 21 regional affiliates. These broadcasts spans three states – Maryland, Pennsylvania and Delaware – and Washington, D.C.
- Additionally, Tico Sports produces a Spanish radio broadcast. With a crew consisting of David Andrade (play-by-play), Allen Gutierrez (analyst) and Juliana Lopez (producer), Tico Sports broadcasts games on Radio La Jefa WDMV 700 AM, the Ravens' flagship Spanish radio partner. The broadcast also digitally streams games on the Ravens Mobile App.



## SPOTLIGHT: MICHAEL PIERCE



**Pos.** DT **Ht.** 6-0 **Wt.** 340 **Exp. (NFL/Ravens):** 3/3  
**College:** Samford **Hometown:** Daphne, AL

**Which cause did you chose to support through "My Cause, My Cleats?"** "Israel Collective is an umbrella group under Christians United for Israel. They sponsored myself, Johnny [Shelton, team chaplain], Darren Sanders [VP of security], and 30 other guys from around the league – both current and former players – for an offseason trip to bring insight and knowledge to what's going on in Israel. We got involved in the Shabbat dinner and saw historical sights."

**Why is this cause important to you?** "It's a very important cause to me. I made some friends over there on that trip. It was something that I wanted to honor those guys by doing this."

**Where did you learn your gymnastics ability? You recently showcased your skills with a roundoff.** "One of my really close friends from high school, Katie Deterding, was a cheerleader. I never could do the backflip, because I was always scared. I was a big guy, and it was pretty dangerous. I thought I could learn a roundoff – which is a handstand, but it's like a half-flip. I learned that from her, and I've been able to do it ever since."

**In high school, you were a linebacker. How did you transition to be a defensive tackle?** "I was a big, big linebacker – probably around 265. In lower Alabama, they run a lot of power [offenses]. There are a lot of running backs, so it played to my strengths. I was really athletic for a bigger guy, so I was able to cover intermediate passing routes. When colleges came to recruit me, they don't have 265-pound linebackers. They foresaw me moving to defensive end or tackle. When I got to college, they were like, 'Hey, you're a little short for defensive end. So if you can gain 20-30 pounds over three years, you can be a good defensive tackle.' I got into lifting and changed my diet, and it went from there."

**Do you enjoy stopping the run or rushing the passer more?** "I've just developed a love for stopping the run. But anytime you can get a sack as a nose guard – those are really special. I still remember my first one in Cleveland. They're few and far between, but stopping the run is my bread and butter. Anytime I can do that, get a tackle for loss, that gets me pumped!"

**People refer to you as "The Juggernaut." How did that nickname come about?** "'Sizz' [Terrell Suggs] actually gave me that nickname. 'Sizz' and Lawrence Guy did. I actually have 'The Juggernaut' tattooed on the inside of my right calf. It's a comic book character from Deadpool 2. I've always been a comic book guy. It kind of just took life from there. It basically means you kick butt all the time; you run through stuff. It's what I enjoy. It's fitting."

**Does anyone else on the defensive line have a superhero nickname?** "Brandon Williams is called 'The Hulk.' They call 'Urb' [Brent Urban] 'Salsa Blanca,' because he has a lot of flavor. He dresses really, really well. He has the kicks and the dress. But I think it's just Brandon and me who have superhero ones."

**Who has been the most influential person in your life?** "My dad. He came from a poor family in Mobile and worked his way up. He went to college and was the first to graduate. He heads a nonprofit in Mobile and gives back to the community that he grew up in."

**If you could sit down with one NFL player and pick his brain, who would it be?** "Damon Harrison. I actually reached out to him on Instagram and scheduled a workout with him this offseason. Outside of Brandon [Williams], I identify him as the best nose guard in the NFL. I look up to him and watch film on him – really any great nose guard. I think being a student of the game has helped me tremendously."

**What has been your proudest achievement outside of football?** "I started a kids football camp back home with guys I played with in high school. It's myself and four other guys I played with when we won our state championship together. Just to come home and get the kids out means a lot to me."



# RAVENS WINNING WAYS

## TOP FRANCHISES / SINCE 2000

### TOTAL WINS

1. New England Patriots . . . 250
2. Pittsburgh Steelers . . . 210
3. Indianapolis Colts . . . 199
4. Green Bay Packers . . . 195
5. Philadelphia Eagles . . . 191
- 6. BALTIMORE RAVENS . . . 188**

### SUPER BOWL BERTHS

1. New England Patriots . . . 8
2. New York Giants . . . 3
- Pittsburgh Steelers . . . 3
- Seattle Seahawks . . . 3
- 5. BALTIMORE RAVENS . . . 2**
- Car., Den., Ind., Phi. . . . 2

### SUPER BOWL TITLES

1. New England Patriots . . . 5
- 2. BALTIMORE RAVENS . . . 2**
- New York Giants . . . 2
- Pittsburgh Steelers . . . 2
- Den., GB, Ind., . . . . . 1
- NO, Phi., Sea., TB . . . . . 1

### CONF. TITLE GAMES

1. New England Patriots . . 12
- Philadelphia Eagles . . . . 6
- Pittsburgh Steelers . . . . 6
- 4. BALTIMORE RAVENS . . . . 4**
- Green Bay Packers . . . . 4
- Indianapolis Colts . . . . 4

### WINNING SEASONS

1. New England Patriots . . 18
- Green Bay, Pittsburgh . . 14
- Indianapolis Colts . . . . 13
- 5. Baltimore Ravens . . . . 12**
- Philadelphia, Seattle . . . 12

### PLAYOFF BERTHS

1. New England Patriots . . 15
- Green Bay, Indianapolis . . 13
- Pittsburgh Steelers . . . . 12
- Philadelphia, Seattle . . 11
- 7. BALTIMORE RAVENS . . . . 10**

### PLAYOFF GAMES

1. New England Patriots . . 37
- Pittsburgh Steelers . . . . 25
- Green Bay Packers . . . . 24
- Indianapolis Colts . . . . 24
- 5. BAL., Phi., Sea. . . . . 23**

### PLAYOFF WINS

1. New England Patriots . . 27
- 2. BALTIMORE RAVENS . . . 15**
- Pittsburgh Steelers . . . . 15
- Philadelphia Eagles . . . 13
- Seattle Seahawks . . . . 13

## SUPER BOWL CHAMPIONS



**LB Ray Lewis - 2000 Super Bowl XXXV MVP**

In a magnificent effort showcasing thrilling performances by their defense, offense and special teams units, the Baltimore Ravens won Super Bowl XXXV with a 34-7 victory over the New York Giants. Allowing the Giants a meager 152 total net yards, New York's attack crossed midfield just twice, while Baltimore's "D" posted 4 INTs. LB Ray Lewis was named the game's MVP, capping an accolade-filled season in which he was also tabbed the NFL's Defensive Player of the Year.



**QB Joe Flacco - 2012 Super Bowl XLVII MVP**

Baltimore defeated San Francisco, 34-31, in Super Bowl XLVII, capturing the franchise's second World Championship. After an amazing first-half performance, the Ravens took a commanding 28-6 lead. But following a bizarre, 34-minute power outage that halted play, the 49ers stormed back into contention. Clinging to a 34-29 edge late in the game, the Ravens stood firm on a pivotal goal-line stand, jamming SF on four-straight plays inside the 7-yard line. QB Joe Flacco was named the game's MVP.

## PLAYOFF PERFORMERS

### PLAYOFF WINNING PERCENTAGE (Since 1970 Merger)

| Rk. | Team                      | Record      | Pct.        |
|-----|---------------------------|-------------|-------------|
| 1.  | <b>BALTIMORE RAVENS**</b> | <b>15-8</b> | <b>.652</b> |
| 2.  | New England Patriots***** | 33-19       | .635        |
| 3.  | New York Giants****       | 20-12       | .625        |
| 4.  | San Francisco 49ers*****  | 30-19       | .612        |
| 5.  | Pittsburgh Steelers*****  | 36-24       | .600        |

\* Number of Super Bowl Titles

## JOHN HARBAUGH ERA (SINCE 2008)

### PLAYOFF BERTHS

1. New England Patriots . . . 9
  - Green Bay Packers . . . . 8
  - Pittsburgh Steelers . . . . 7
  - 4. BALTIMORE RAVENS . . . . 6**
  - Atlanta Falcons . . . . . 6
  - Cincinnati Bengals . . . . 6
  - Indianapolis, Seattle . . . 6
- (doesn't include 2018 berths)

### TOTAL WINS

1. New England Patriots . . 145
- Pittsburgh Steelers . . . . 121
- Green Bay Packers . . . 114
- New Orleans Saints . . 112
- 5. BALTIMORE RAVENS . . 111**
- Seattle Seahawks . . . . 105
- Denver Broncos . . . . 104

### PLAYOFF WINS

1. New England Patriots . . 13
- 2. BALTIMORE RAVENS . . . 10**
- Green Bay Packers . . . . 9
- Seattle Seahawks . . . . . 9
- Pittsburgh Steelers . . . . 8

### PLAYOFF GAMES

1. New England Patriots . . 20
- Green Bay Packers . . . . 16
- 3. BALTIMORE RAVENS . . . 15**
- Pittsburgh Steelers . . . 14
- Seattle Seahawks . . . . 14

### AFC TITLE GAMES

1. New England Patriots . . 7
- 2. BALTIMORE RAVENS . . . 3**
- Pittsburgh Steelers . . . . 3
- Denver Broncos . . . . . 2
- Indianapolis Colts . . . . 2
- New York Jets . . . . . 2

### PLAYOFF ROAD WINS

- 1. BALTIMORE RAVENS . . . . 7**
- Green Bay Packers . . . . 5
- New York Jets . . . . . 4
- San Francisco 49ers . . . 3
- NY Giants, Philadelphia . . 2
- Pittsburgh, Seattle . . . . 2

### REG. SEASON WINS

1. New England Patriots . . 132
- Pittsburgh Steelers . . . 113
- New Orleans Saints . . . 106
- Green Bay Packers . . . 105
- 5. BALTIMORE RAVENS . . 101**
- Atlanta Falcons . . . . . 99
- Denver, Indianapolis . . . 98

### REG. SEASON HOME WINS

1. New England Patriots . . 74
- Green Bay Packers . . . . 64
- 3. BALTIMORE RAVENS . . . 63**
- Pittsburgh Steelers . . . . 61
- New Orleans Saints . . . . 60
- Minnesota Vikings . . . . 58
- Seattle Seahawks . . . . 57

## SUPER BOWL SUCCESS

The Baltimore Ravens are one of four franchises (New England, NY Giants and Pittsburgh) to win multiple Super Bowls since 2000.



# HEAD COACH JOHN HARBAUGH

## ALL-TIME RAVENS COACHING RECORDS

John Harbaugh is the third head coach in Baltimore Ravens history. He is the franchise's all-time winningest coach (111 total victories), with Brian Billick (85) ranking second.

**SEASONS**  
RAVENS: 11TH  
NFL: 21ST

| Coach           | Seasons   | Reg. Season | Playoffs | Total   |
|-----------------|-----------|-------------|----------|---------|
| John Harbaugh   | 2008-18   | 101-72      | 10-5     | 111-77  |
| Brian Billick   | 1999-2007 | 80-64       | 5-3      | 85-67   |
| Ted Marchibroda | 1996-98   | 16-31-1     | n/a      | 16-31-1 |



## HARBAUGH HEAD COACHING RECORDS (2008-18)

- Overall Career Record . . . 111-77
- Regular Season Record . . 101-72
- at Home . . . . . 63-23
- on Road . . . . . 38-49
- vs. AFC . . . . . 77-53
- vs. AFC North . . . . . 39-26
- vs. NFC . . . . . 24-19
- Playoffs Record . . . . . 10-5
- Home Playoff Games . . . . . 2-0
- Road Playoff Games . . . . . 7-5
- Super Bowl Record . . . . . 1-0
- vs. Tampa Bay . . . . . 2-0

## RAVENS WINS UNDER HARBAUGH

Including playoffs (10-5), the Ravens are 111-77 since **John Harbaugh's** 2008 arrival, ranking as the NFL's fifth-most victories.

### TOTAL NFL WINS / INCLUDING PLAYOFFS / SINCE 2008

| Rk. | Team                    | Total Wins |
|-----|-------------------------|------------|
| 1.  | New England Patriots    | 145        |
| 2.  | Pittsburgh Steelers     | 121        |
| 3.  | Green Bay Packers       | 114        |
| 4.  | New Orleans Saints      | 112        |
| 5.  | <b>Baltimore Ravens</b> | <b>111</b> |

## HARBAUGH SEASON-BY-SEASON

| Year | Record | Playoffs (Result)                  |
|------|--------|------------------------------------|
| 2018 | 7-6    | TBD                                |
| 2017 | 9-7    | No Playoff Berth                   |
| 2016 | 8-8    | No Playoff Berth                   |
| 2015 | 5-11   | No Playoff Berth                   |
| 2014 | 10-6   | 1-1 (Advanced to Divisional Round) |
| 2013 | 8-8    | No Playoff Berth                   |
| 2012 | 10-6   | 4-0 (Won Super Bowl XLVII)         |
| 2011 | 12-4   | 1-1 (Advanced to AFC Championship) |
| 2010 | 12-4   | 1-1 (Advanced to Divisional Round) |
| 2009 | 9-7    | 1-1 (Advanced to Divisional Round) |
| 2008 | 11-5   | 2-1 (Advanced to AFC Championship) |

## HARBS IS HISTORICALLY GOOD

### MOST PLAYOFF WINS BY A COACH / FIRST 10 SEASONS (Since 1970 Merger)

| Coach (Team)                | Playoff Wins | Seasons          |
|-----------------------------|--------------|------------------|
| Joe Gibbs (Was.)            | 12           | 1981-90          |
| Chuck Knoll (Pit.)          | 11           | 1968-78          |
| <b>John Harbaugh (Bal.)</b> | <b>10</b>    | <b>2008-17</b>   |
| Bill Belichick (Cle. & NE)  | 10           | 1991-95, 2000-04 |
| Andy Reid (Phi.)            | 10           | 1999-2008        |
| George Seifert (SF, Car.)   | 10           | 1989-96, '99-'00 |
| Bill Walsh (SF)             | 10           | 1979-88          |

## THE HARBAUGH FILE

**John Harbaugh** has led the Ravens to a playoff berth in six (2008-12 & 2014) of his 10 full seasons in Baltimore, and in 2012, captured the franchise's second Super Bowl title. Under "Harbs," the Ravens have secured an appearance in three AFC Championships (2008, 2011 & 2012).

### Here are several Harbaugh quick hits:

- The Ravens are one of only eight teams (NE – 9; GB – 8; Pit. – 7; Atl., Bal., Cin., Ind. & Sea. – 6) to earn at least six postseason berths in the last 10 years. (Baltimore has won at least one game in each of those playoff campaigns.)
- The Ravens' 10 playoff wins since 2008 rank second only to New England's 13.
- "Harbs" is the only head coach in NFL history to win a playoff game in each of his first four and five seasons.
- John and his brother, Jim (formerly of the 49ers), are the only head coaches to advance to three conference title games in the first five years as NFL bosses.
- Harbaugh is the only coach in NFL history to win a playoff game in six of the first seven seasons of a coaching career.
- In 2012, Harbaugh became the third coach (with Bill Cowher & Chuck Knox) since the 1970 merger to guide his team to the playoffs in each of his first five seasons.
- Harbaugh owns the third-most playoff wins (10, tied) by a coach in his first 10 seasons (since the 1970 merger).
- With the Ravens' 2014 playoff berth, Harbaugh became one of eight coaches in NFL history to make the postseason in six of their first seven seasons coaching.
- For coaches to make the playoffs in at least six of their first 10 years, "Harbs" is one of four active coaches to do so (Pete Carroll, Andy Reid & Mike Tomlin).
- Harbaugh, Tom Landry (Dal.) and Tom Coughlin (Jax./NYG) own the most road playoff wins (7) by a HC in NFL history.



# HEAD COACH JOHN HARBAUGH

## ACTIVE HEAD COACH WINNING PERCENTAGE

Head coach **John Harbaugh** owns the fifth-best winning percentage (.590) among active coaches (min. 75 games), compiling a strong 111-77 record (including playoffs).

### ACTIVE HEAD COACHES / CAREER WINNING PERCENTAGE (Totals Include Regular Season and Playoff Games / Min. 75 Games)

| Rk. | Coach                | Team          | Seasons             | Record        | Pct.        |
|-----|----------------------|---------------|---------------------|---------------|-------------|
| 1.  | Bill Belichick       | Cle./NE       | 1991-95, 2000-18    | 287-133       | .683        |
| 2.  | Mike Tomlin          | Steelers      | 2007-18             | 131-72-1      | .645        |
| 3.  | Sean Payton          | Saints        | 2006-18             | 123-78        | .612        |
| 4.  | Andy Reid            | Phi./KC       | 1999-2018           | 205-135-1     | .603        |
| 5.  | <b>John Harbaugh</b> | <b>Ravens</b> | <b>2008-18</b>      | <b>111-77</b> | <b>.590</b> |
| 6.  | Pete Carroll         | NYJ/NE/Sea.   | '94, '97-99, '10-18 | 130-91-1      | .588        |

## TRENDS UNDER HARBS

|  |       |
|--|-------|
| On grass. . . . .                          | 44-34 |
| Artificial turf . . . . .                  | 57-38 |
| September. . . . .                         | 25-12 |
| October . . . . .                          | 17-25 |
| November . . . . .                         | 32-13 |
| December . . . . .                         | 24-20 |
| January . . . . .                          | 3-2   |
| Leading at halftime . . . . .              | 81-18 |
| Leading after 3 quarters . . . . .         | 89-16 |
| When scoring first. . . . .                | 74-24 |
| Positive or even turnover ratio. . . . .   | 79-30 |
| Scoring 20 or more points . . . . .        | 84-32 |
| Scoring 30 or more points . . . . .        | 37-5  |
| Totaling 350 or more net yards. . . . .    | 55-26 |
| Rushing for 150 or more yards. . . . .     | 31-7  |
| Holding opp. under 250 net yards . . . . . | 36-6  |
| Holding opp. under 21 points. . . . .      | 83-15 |
| Holding opp. under 15 points. . . . .      | 60-7  |

## POSTSEASON SUCCESS: ACTIVE COACHES

### PLAYOFFS WIN PERCENTAGE (Min. 5 Games)

| Rk. | Coach                | Rec.        | Pct.        |
|-----|----------------------|-------------|-------------|
| 1.  | Bill Belichick       | 28-11       | .718        |
| 2.  | <b>John Harbaugh</b> | <b>10-5</b> | <b>.667</b> |
| 3.  | Dan Quinn            | 3-2         | .600        |
| 4.  | Pete Carroll         | 10-7        | .588        |
| 5.  | Sean Payton          | 7-5         | .583        |

### SUPER BOWL TITLES

|                                   |          |
|-----------------------------------|----------|
| 1. Bill Belichick . . . . .       | 5        |
| 2. <b>John Harbaugh</b> . . . . . | <b>1</b> |
| Pete Carroll . . . . .            | 1        |
| Mike McCarthy . . . . .           | 1        |
| Sean Payton . . . . .             | 1        |
| Doug Pederson . . . . .           | 1        |
| Mike Tomlin . . . . .             | 1        |

## HARBAUGH'S PATH TO THE NFL

| Team                     | Position                   | Years          |
|--------------------------|----------------------------|----------------|
| <b>Baltimore Ravens</b>  | <b>Head Coach</b>          | <b>2008-18</b> |
| Philadelphia Eagles      | Secondary                  | 2007           |
| Philadelphia Eagles      | Special Teams Coord.       | 1998-2006      |
| Indiana University       | DBs/Special Teams Coord.   | 1997           |
| University of Cincinnati | Assistant Head Coach       | 1995-96        |
| University of Cincinnati | TEs/OLBs/RBs/Special Teams | 1989-94        |
| Morehead State           | DBs/ST Coord./S&C Coach    | 1988           |
| University of Pittsburgh | Tight Ends                 | 1987           |
| Western Michigan         | Graduate Assistant         | 1984-86        |

## RAVENS UNDER HARBAUGH: SINCE 2008

|   |  |  |                                   |                                      |
|---|--|--|-----------------------------------|--------------------------------------|
| <b>3</b>  | <b>7</b>                               | <b>10</b>                                  | <b>63</b>                         | <b>111</b>                           |
| <b>AFC TITLE GAMES</b><br>(2nd Most - tied, Pit.) | <b>ROAD PLAYOFF WINS</b><br>(NFL High) | <b>PLAYOFF WINS</b><br>(2nd Most, NE - 13) | <b>WINS AT HOME</b><br>(3rd Most) | <b>TOTAL VICTORIES</b><br>(5th Most) |

*"I can't think of a coach I respect any more than John. He's got an amazing presence about him. Look what he's done. He's done great things for this organization."*

*- Jim Nantz, CBS Announcer, Dec. 2018*







# JERRY ROSBURG & SPECIAL TEAMS NOTES



## ROSBURG LEADS RAVENS SPECIALISTS

**SEASONS**  
**RAVENS: 11TH**  
**NFL: 18TH**

Special teams coordinator/associate head coach **Jerry Rosburg** has guided a stellar special teams group since arriving in Baltimore in 2008. Below are several standout notes about the coach and his successful group of specialists.

### SIX PRO BOWLERS

• Six Ravens have earned eight combined Pro Bowl honors while playing for Rosburg: ST **Brendon Ayanbadejo** (2008), **K Billy Cundiff** (2010), **RS Jacoby Jones** (2012), **K Justin Tucker** (2013 & 2016), **LS Morgan Cox** (2015 & 2016) and **P Sam Koch** (2015).

### PRIME KICKER & PUNTER

• Two-time Pro Bowl **K Justin Tucker**, who Rosburg scouted and helped sign as a rookie free agent, owns the NFL's most FGs (228) since entering the NFL in 2012. With a 90.5% career success mark, "Tuck" is the most accurate kicker in league history (228-of-252 on FGAs). Earning his first Pro Bowl nod in 2015, **P Sam Koch's** 46.7 gross average ranked No. 9 in the NFL that season, while his 42.9 net average was No. 2. In 2017, Koch led the NFL in both punts inside the 10 (16) and the 20 (a franchise-record 40).

### 2018: ANOTHER RAVENS RETURN MAN SCORES BIG

• In Week 12's win over Oakland, Baltimore native **CB/RS Cyrus Jones** posted a 70-yard punt return TD in the second quarter, marking the Ravens' first PR-TD since 10/15/17, when Michael Campanaro had a 77-yarder vs. Chicago. Dating back to 2011, six different Ravens have returned punts for touchdowns: Campanaro, Kaelin Clay, Tandon Doss, C. Jones, Jacoby Jones and Lardarius Webb.

### RAVENS' BIG RETURNS IN JONES' MAGICAL SEASON

• Led by Pro Bowl **RS Jacoby Jones** in the 2012 Super Bowl season, Baltimore ranked first in the NFL in KOR average (27.3). Jones, who became the first player ever to record dual KORs of at least 105 yards in a career, tied for a league-leading 3 kick return TDs (2 KORs & 1 PR). He also tied an NFL record for longest KOR in a Super Bowl with his 108-yard KOR-TD. (In 2014's game at Pit., he added another 108-yarder to his resume, marking 4 total KOR-TDs over 100 yards in his career.)

## BALTIMORE BLOCK PARTY

Since 2014, the Ravens have produced the NFL's third-most blocked kicks (13, tied), including an NFL-high (tied) 4 in 2016.

### MOST BLOCKED KICKS (Since 2014)

| Rk. | Team               | Blocks |
|-----|--------------------|--------|
| 1.  | Miami / Philly     | 15     |
| 3.  | New England        | 14     |
| 4.  | Baltimore / Denver | 13     |

### MOST BLOCKED KICKS (2016 Season)

| Rk. | Team       | Blocks |
|-----|------------|--------|
| 1.  | Baltimore  | 4      |
|     | Miami      | 4      |
| 3.  | Five Teams | 3      |

### RAVENS' 13 BLOCKS: BREAKDOWN (SINCE 2014)

|              |    |          |   |                 |     |
|--------------|----|----------|---|-----------------|-----|
| Total Blocks | 13 | 1st Qtr. | 3 | When Losing     | 8   |
| FG Blocks    | 7  | 2nd Qtr. | 1 | When Winning    | 3   |
| PAT Blocks   | 3  | 3rd Qtr. | 3 | When Tied       | 2   |
| Punt Blocks  | 3  | 4th Qtr. | 6 | Record w/ Block | 8-5 |



**J. Tucker FGs Made**  
NFL's Most Since '12



**J. Tucker Points Scored**  
NFL's 2nd Most Since 2012



**J. Tucker Career FG %**  
Best in NFL History



**Ravens KOR-TDs**  
NFL's 2nd Most Since '11



**Ravens PR-TDs**  
NFL's 2nd Most Since '11  
(tied with Chi.)



**Ravens Total Return TDs**  
NFL's 2nd Most Since '11  
(tied with KC)

## SIX STRAIGHT IN THE TOP 5

In the past six full seasons (2012-17), the Ravens' special teams units have consistently been acknowledged as one of the league's best. In the annual special teams report from senior NFL writer Rick Gosselin, Baltimore has ranked in the NFL's Top 5 for six-straight seasons. (Gosselin's report is recognized by NFL teams as a special teams measuring stick.)

### RAVENS SPECIAL TEAMS RANKINGS IN RICK GOSSELIN'S ANNUAL REPORT (Past Six Seasons)

| Season | Ranking |
|--------|---------|
| 2017   | 4th     |
| 2016   | 5th     |
| 2015   | 1st     |
| 2014   | 5th     |
| 2013   | 5th     |
| 2012   | 2nd     |

No other NFL team has been in the Top 5 (or even the Top 10) in each of the past six seasons.

## TOP KOR AVERAGE

Since 2008, when **Jerry Rosburg** became the Ravens' ST coordinator, Baltimore owns the NFL's No. 1 KOR average (25.2).

### NFL KICKOFF RETURN AVERAGE (Since 2008 / Rosburg's Baltimore Tenure)

| Rk. | Team              | KOR | Yards  | Avg. | Long | TDs |
|-----|-------------------|-----|--------|------|------|-----|
| 1.  | Baltimore Ravens  | 467 | 11,786 | 25.2 | 108t | 7   |
| 2.  | Minnesota Vikings | 517 | 12,686 | 24.5 | 109t | 10  |
| 3.  | Atlanta Falcons   | 401 | 9,618  | 24.0 | 102t | 1   |
| 4.  | New York Jets     | 530 | 12,629 | 23.8 | 107t | 6   |
| 5.  | Seattle Seahawks  | 484 | 11,502 | 23.8 | 105t | 6   |



# DON "WINK" MARTINDALE & DEFENSIVE NOTES

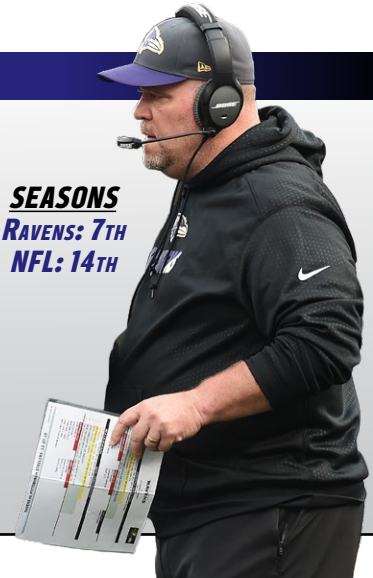
## "WINK" LEADS THE DEFENSE

On Jan. 9, 2018, the Ravens promoted **Don "Wink" Martindale** to defensive coordinator following the retirement of Dean Pees. Martindale, 54, is in his seventh year with the Ravens after serving as LBs coach from 2016-17 and ILBs coach from 2012-15. Under his guidance, **LB C.J. Mosley** has become one of the league's top defenders, earning three Pro Bowls.

The 2018 campaign marks Martindale's 14th season coaching in the NFL, where he has also spent time with Oakland (2004-08) and Denver (2009-10). In 2010, he served as the Broncos' defensive coordinator.

"Don has done a great job," **John Harbaugh** stated in November. "He has certain skills and gifts as a coach that are unique to him and are really strong. It's a team effort, too. We have a great staff. All those guys have done a great job, and our players are involved. We have the right kind of culture. I'm proud of all those guys. We have a bunch of young coaches who are really smart guys. Don does a great job of bringing them all in to it and including them."

**SEASONS**  
RAVENS: 7<sup>TH</sup>  
NFL: 14<sup>TH</sup>



## 2018 DEFENSIVE NUMBERS TO RAVE ABOUT

**4.69** — Yards per play allowed by the Ravens' defense, ranking as the NFL's fewest. (Chicago is second at 4.84.)

**34.5** — Third-down percentage, ranking No. 4.

**38** — Sacks by Baltimore, tying (Minnesota) for eighth.

**73** — Tackles for loss by the Ravens, which rank fourth.

**90** — Quarterback hits by the Ravens, ranking third.

**84.3** — Defensive passer rating by Baltimore, ranking No. 4.

## SHUT 'EM DOWN

Dating back to 2017, 15 shutouts have been pitched by defenses throughout the NFL. Of those, a league-high 4, including Week 6's 21-0 win at Tennessee, have come courtesy of the Ravens.

| MOST SHUTOUTS<br>(Since 1996 / Ravens' Inception) |                                  | MOST SHUTOUTS<br>(Since 2017) |                        |
|---|----------------------------------|-------------------------------|------------------------|
| Rk.   | Team                             | Rk.                           | Team                   |
| 1.  | Baltimore Ravens . . . . . 14    | 1.                            | Baltimore Ravens 4     |
| 2.  | San Francisco 49ers . . . . . 11 | 2.                            | Jacksonville Jaguars 2 |
|   | Seattle Seahawks . . . . . 11    |                               | Los Angeles Rams 2     |

## ALL-TIME RAVENS 'D' COORDINATORS

**Don Martindale** joins a long line of great Ravens defensive coordinators, four of whom have gone on to become NFL head coaches: Marvin Lewis (1996-2001), Mike Nolan (2002-04), Rex Ryan (2005-08) and Chuck Pagano (2011).

### RAVENS ALL-TIME DEFENSIVE COORDINATORS

|                              |                           |
|------------------------------|---------------------------|
| <b>Don Martindale (2018)</b> | Rex Ryan (2005-08)        |
| Dean Pees (2012-17)*         | Mike Nolan (2002-04)      |
| Chuck Pagano (2011)          | Marvin Lewis (1996-2001)* |
| Greg Mattison (2009-10)      | * Super Bowl-winning DC   |

## RAVENS' NO. 1 DEFENSE

Entering Week 15, the Ravens own the NFL's No. 1 scoring (ppg) defense and the No. 2 overall (ypg) defense. Only once (2006) has Baltimore finished a season ranking No. 1 in each category.

### 2018 SCORING DEFENSE

| Rk. | Team                | PPG  |
|-----|---------------------|------|
| 1.  | Baltimore . . . . . | 18.5 |
| 2.  | Dallas . . . . .    | 18.9 |
| 3.  | Chicago . . . . .   | 19.0 |
| 4.  | Tennessee . . . . . | 19.5 |
| 5.  | Houston . . . . .   | 19.9 |

### 2018 TOTAL DEFENSE

| Rk. | Team                | YPG   |
|-----|---------------------|-------|
| 1.  | Buffalo . . . . .   | 290.6 |
| 2.  | Baltimore . . . . . | 293.9 |
| 3.  | Chicago . . . . .   | 309.9 |
| 4.  | Dallas . . . . .    | 313.4 |
| 5.  | Minnesota . . . . . | 323.6 |

## RAVENS "D" UNDER HARBAUGH

**Don Martindale** leads a defensive unit that, during the **John Harbaugh Era** (2008-18), has been superb.

### POINTS PER GAME ALLOWED

|    |                       |      |
|----|-----------------------|------|
| 1. | Baltimore . . . . .   | 19.1 |
| 2. | Pittsburgh . . . . .  | 19.2 |
| 3. | New England . . . . . | 19.6 |

### TOUCHDOWNS ALLOWED

|    |                      |     |
|----|----------------------|-----|
| 1. | Baltimore . . . . .  | 350 |
| 2. | Pittsburgh . . . . . | 360 |
| 3. | Seattle . . . . .    | 367 |

### TOTAL NET YARDS ALLOWED

|    |                      |       |
|----|----------------------|-------|
| 1. | Pittsburgh . . . . . | 308.8 |
| 2. | Baltimore . . . . .  | 315.9 |
| 3. | NY Jets . . . . .    | 322.7 |

### OPPONENT PASSER RATING

|    |                      |      |
|----|----------------------|------|
| 1. | Baltimore . . . . .  | 79.6 |
| 2. | Buffalo . . . . .    | 81.0 |
| 3. | Cincinnati . . . . . | 81.9 |

### RUSHING YARDS ALLOWED

|    |                      |       |
|----|----------------------|-------|
| 1. | Pittsburgh . . . . . | 93.9  |
| 2. | Baltimore . . . . .  | 97.4  |
| 3. | Minnesota . . . . .  | 101.6 |

### THIRD-DOWN DEFENSE

|    |                     |      |
|----|---------------------|------|
| 1. | Houston . . . . .   | 35.9 |
| 2. | Baltimore . . . . . | 36.0 |
| 3. | Denver . . . . .    | 36.3 |

## SACK CITY, USA

In Week 6 at the Titans, Baltimore racked up a franchise-best 11 sacks, tying for the second most by a team in league history. They also stand as the most in an NFL game since 2012 (San Diego, 11).

### MOST SINGLE-GAME SACKS RAVENS HISTORY

|                            |    |
|----------------------------|----|
| 10/14/18 at Ten . . . . .  | 11 |
| 11/24/11 vs. SF . . . . .  | 9  |
| 11/26/06 vs. Pit . . . . . | 9  |
| 11/16/97 vs. Phi . . . . . | 9  |

**Second-Half "D" Dominates:** In Week 6 vs. Tennessee, the Ravens became the first team since the 1934 Lions not to allow a touchdown after halftime in each of their first six games of a season. (Baltimore's streak was then snapped by New Orleans in Week 7.)



# MARTY MORNHINWEG & OFFENSIVE NOTES

## MARTY MANS THE OFFENSE

Marty Mornhinweg was elevated to offensive coordinator on Oct. 10, 2016. A 24-year NFL coaching veteran, Mornhinweg, who joined Baltimore as QBs coach in 2015, is a former head coach of the Lions (2001-02). He has also served as offensive coordinator for the New York Jets (2013-14), Philadelphia Eagles (2004-12) and San Francisco 49ers (1997-2000).

### FIVE PRO BOWLERS

- Throughout his NFL coaching career, five quarterbacks have earned Pro Bowl honors under Mornhinweg's direction: Michael Vick, Donovan McNabb, Steve Young, Jeff Garcia and Brett Favre.

### SEASONS

**RAVENS: 4TH**  
**NFL: 24TH**



## MARTY'S NFL COORDINATOR ROLES

### 1997-2000: 49ers – Offensive Coordinator/QBs Coach

- During this span, SF offense ranked third in total net yards (364.6 ypg), including third in rushing (131.4 ypg) and fifth in passing (233.2 ypg).
- In 1999, the 49ers boasted the NFL's No. 1 rush offense (130.9 ypg).
- In 1998, SF offense ranked No. 1 in the NFL (425.0 ypg), including first in rushing (159.0 ypg) and second in passing (266.0 ypg).

### 2004-12: Eagles – Offensive Coordinator/Asst. Head Coach

- Under Mornhinweg, 10 offensive players earned a total of 17 Pro Bowl honors. Philly set a then-franchise best with 6,386 total net yards in 2011.
- In his first season (2004) guiding the offense, Philadelphia advanced to Super Bowl XXXIX.

### 2013-14: NY Jets – Offensive Coordinator

- Jets ranked third in the NFL rush offense (138.7 ypg) during this span.
- In 2014, helped guide a rushing attack that finished third in the NFL (142.5 ypg) behind RBs Chris Ivory and Chris Johnson.

### 2016-18: Baltimore Ravens – Offensive Coordinator

- In 2016, QB Joe Flacco threw for a franchise-record 4,317 yards.
- Over 2017 season's last nine games, Baltimore scored the NFL's second-most points per contest (29.4). During this span, the Ravens also ranked No. 1 in fewest giveaways (5) and No. 2 in sacks allowed (10).

## TOP "O" UNDER HARBAUGH

The Ravens' Top 6 all-time single-game offensive outputs have come during the **John Harbaugh/QB Joe Flacco Era**, including a 496-yard performance vs. Miami with **Marty Mornhinweg** as O.C. in 2016.

### RAVENS TOP TOTAL NET YARDS (Single-Game History)

| Yards | Game/Date         | Results  |
|-------|-------------------|----------|
| 553   | 09/25/11 at STL   | W, 37-7  |
| 548   | 12/13/09 vs. Det. | W, 48-3  |
| 533   | 12/23/12 vs. NYG  | W, 33-14 |
| 503   | 09/23/12 vs. NE   | W, 31-30 |
| 501   | 09/13/09 vs. KC   | W, 38-24 |
| 496   | 12/04/16 vs. Mia. | W, 38-6  |

### BALTIMORE RAVENS MOST TOTAL YARDS

(Since 2012 / Past Six Years)

|                   |     |
|-------------------|-----|
| 12/23/12 vs. NYG  | 533 |
| 09/23/12 vs. NE   | 503 |
| 12/04/16 vs. Mia. | 496 |
| 09/20/15 at Oak.  | 493 |
| 10/12/14 at TB    | 475 |
| 09/28/14 vs. Car. | 454 |

## RUN GAME QUICK HITS

- ✓ *By gaining 207 rushing yards in Week 13 at Atlanta, for the first time in franchise history, Baltimore rushed for at least 200 yards in three-consecutive games.*
- ✓ *Baltimore is the first NFL team since the 2010 Jaguars to post 200+ rushing yards in three-straight games during a season.*
- ✓ *Under Harbaugh, when rushing for at least 125 yards in a game, the Ravens have produced a 52-11 record. Baltimore is 31-7 when rushing for at least 150 yards and 13-1 when tallying at least 200 under Harbaugh.*

## RAVENS STOUT ON THIRD DOWN

Baltimore ranks No. 3 in third-down offense, converting 88 of 188 attempts (46.8%). Here is a breakdown of the Ravens' third-down offensive rankings entering Week 15:

|                            |                   |         |
|----------------------------|-------------------|---------|
| Third-and-short (<4 yards) | .42 of 53 (79.2%) | – No. 1 |
| Third-and-1                | .26 of 30 (86.7%) | – No. 1 |
| Third-and-2/3              | .16 of 23 (69.6%) | – No. 2 |
| Third down overall         | 88 of 188 (46.8%) | – No. 3 |

## 10-PLAY TD DRIVES

Baltimore's offense has posted an NFL-high 32 10-play drives this season, 17 of which have produced touchdowns (also an NFL high).

### 10-PLAY TOUCHDOWN DRIVES / 2018 SEASON

| Rk. | Team        | Poss. | 10-Play Drives | 10-Play TDs |
|-----|-------------|-------|----------------|-------------|
| 1.  | Baltimore   | 144   | 32             | 17*         |
| 2.  | New England | 147   | 30             | 13          |
| 3.  | Three Teams | n/a   | 27             | n/a         |

\* NFL high, with Pit. (16) in second.



2018 Ravens Rushing TDs tied (NE & Pit.) for NFL's Fourth Most



NFL-High 200-Yard Rushing Games by Baltimore in 2018 (Week 11, Week 12, Week 13)

## RUN IT UP

There have been 24 200-yard rushing games in the NFL this season, with Baltimore producing a league-high three such performances, including two of the Top 10.

### MOST RUSHING YARDS / TOP 10 GAMES / 2018 SEASON

| Rk. | Team        | Week/Opp.      | Yards | Result |
|-----|-------------|----------------|-------|--------|
| 1.  | NY Jets     | 5 vs. Broncos  | 323   | W      |
| 2.  | Houston     | 12 vs. Titans  | 281   | W      |
| 3.  | Seattle     | 10 at Rams     | 273   | L      |
| 4.  | LA Rams     | 6 at Broncos   | 270   | W      |
| 5.  | Baltimore   | 11 vs. Bengals | 267   | W      |
| 6.  | Tennessee   | 14 vs. Jax.    | 264   | W      |
| 7.  | Detroit     | 7 at Dolphins  | 248   | W      |
| 8.  | LA Chargers | 6 at Browns    | 246   | W      |
| 9.  | New Orleans | 10 at Bengals  | 244   | W      |
| 10. | Baltimore   | 12 vs. Raiders | 242   | W      |



## ASSISTANT COACHES

### **JERRY ROSBURG**

#### **SPECIAL TEAMS COORD. / ASSOC. HEAD COACH**

In his 40th season coaching, Rosburg has guided an exceptional special teams group over his 10 years (2008-17) with the Ravens. Specifically in the past six full seasons (2012-17), the Ravens' ST units have consistently been acknowledged as one of the league's best. In the annual special teams report from senior NFL writer Rick Gosselin, Baltimore has ranked in the NFL's Top 5 for six-straight seasons (and is the only team to do so).

### **DON MARTINDALE**

#### **DEFENSIVE COORDINATOR**

"Wink" was promoted to "D" coordinator on Jan. 9, 2018 after six years working with Baltimore's LBs. Originally joining the Ravens in 2012, during the past six seasons, Martindale has guided and helped grow a number of standout linebackers, most notably ILB C.J. Mosley. Martindale was the Broncos' "D" coordinator in 2010, and in 2009, coached all four LBs in the 3-4 scheme.

### **MARTY MORNHINWEG**

#### **OFFENSIVE COORDINATOR**

Mornhinweg is in his third year as offensive coordinator, originally assuming the role in Week 6 of 2016. A 34-year coaching veteran and former NFL head coach (Lions), he has an extensive background coordinating offenses and tutoring QBs. Throughout his NFL career, five QBs have earned Pro Bowl honors under his direction: Michael Vick, Donovan McNabb, Jeff Garcia, Steve Young and Brett Favre.

### **GREG ROMAN**

#### **ASSISTANT HEAD COACH / TIGHT ENDS COACH**

Roman is in his second stint with the Ravens, re-joining the team in 2017. In the latter part of '17, Baltimore's offense made big strides, and following the season, he was promoted to assistant head coach/TEs coach. Since his first term in Baltimore (2006-07), he has been a successful NFL offensive coordinator both in San Francisco and Buffalo.

### **RICHARD ANGULO**

#### **ASSISTANT OFFENSIVE LINE COACH**

Angulo is in his fifth year with the Ravens and his second as the team's assistant offensive line coach. In 2017, he helped coach an offensive line that allowed the league's seventh-fewest sacks (27, tied with Minnesota). From 2015-16, he served as Baltimore's tight ends coach after being promoted from his original position of offensive coaching intern (2014).

### **ANDY BISCHOFF**

#### **OFFENSIVE ASSISTANT / TIGHT ENDS**

Bischoff is in his fourth year with the Ravens and continues his work with the TEs, while aiding "O" coordinator Marty Mornhinweg and assistant head coach Greg Roman, who also coaches the TEs.

### **RANDY BROWN**

#### **SPECIALISTS COACH**

Brown works directly with the kicking group – K Justin Tucker, P Sam Koch (holder) and LS Morgan Cox – and has coached five Pro Bowlers in Baltimore: Koch (2015), Cox (2015 & 2016), Tucker (2013 & 2016), K Billy Cundiff (2010) and K Matt Stover (last kicked for Ravens in 2008).

### **JOE CULLEN**

#### **DEFENSIVE LINE COACH**

Cullen enters his third year as the Ravens' defensive line coach. He originally joined the team in 2016 following two seasons with the Buccaneers in the same role. A D-line specialist, he has 29 years of experience, including 11 in the NFL with five teams (Bal., TB, Cle., Jax. and Det.).

### **JOE D'ALESSANDRIS**

#### **OFFENSIVE LINE COACH**

Pronounced *dell-ah-SAN-dress*, he is a 40-year coaching veteran who enters his second season as Baltimore's O-line coach. "Joe D" has extensive experience guiding and developing linemen, both in the collegiate ranks and pros. Since transitioning to the NFL in 2008, he's mentored players for the Chiefs, Bills, Chargers and Ravens.

### **BOBBY ENGRAM**

#### **WIDE RECEIVERS COACH**

Engram, who enjoyed a 14-year NFL playing career, is in his fifth season as the Ravens' WRs coach. In his third year (2016) guiding Baltimore's receivers, his group helped record the second-most net passing yards in team history (4,100), including a franchise-best 4,317 by QB Joe Flacco.

### **THOMAS HAMMOCK**

#### **RUNNING BACKS COACH**

Hammock is in his fifth year as the Ravens' RBs coach. In 2017, he helped guide RB Alex Collins to a breakout season, when the back tallied 973 rushing yards and 1,160 yards from scrimmage. Prior to joining the Ravens, he spent 11 years on the collegiate circuit, including three (2011-13) as Wisconsin's assistant HC/RBs/recruiting coordinator.

### **CHRIS HEWITT**

#### **SECONDARY COACH**

Hewitt enters his second season as the secondary coach after being promoted prior to the 2017 campaign. He previously served as the team's DBs coach from 2015-16 and the assistant secondary coach in 2014. In his seventh-overall year in Baltimore, he also spent two years (2012-13) helping guide the special teams unit led by Jerry Rosburg.

### **CHRIS HORTON**

#### **ASSISTANT SPECIAL TEAMS COACH**

Horton is in his third year as the Ravens' assistant special teams coach, working directly with Jerry Rosburg. Horton has helped Baltimore's special teams units

perform outstandingly in the three years he's been involved. In the annual special teams report from senior NFL writer Rick Gosselin, Baltimore has ranked in the NFL's Top 5 for six-straight seasons.

### **STERLING LUCAS**

#### **QUALITY CONTROL - DEFENSE**

Lucas is in his third year with the Ravens after being promoted to a defensive quality control coach in January 2018, with responsibilities that include finding tips/tendencies on opponent offenses, self-scouting and working with the LBs.

### **MIKE MACDONALD**

#### **LINEBACKERS COACH**

Macdonald is in his first season as the team's LBs coach. In his fifth year with the Ravens, he previously spent time as the defensive backs coach (2017) and as a defensive assistant (2015-16). He originally joined Baltimore in 2014 as a coaching intern.

### **JAMES URBAN**

#### **QUARTERBACKS COACH**

Urban joined the Ravens in 2018. A 15-year NFL coaching veteran, he spent the past seven seasons with AFC North rival Cincinnati, coaching the WRs. He entered the NFL with the Eagles in 2004. After five seasons in two roles under Andy Reid, he was promoted to QBs coach his final two years (2009-10), coaching Pro Bowlers Donovan McNabb (2009) and Michael Vick (2010).

### **CRAIG VER STEEG**

#### **SENIOR OFFENSIVE ASSISTANT**

Pronounced *ver-STEEG*, he is in his 11th year working with the Ravens. Ver Steeg, who owns 35 years of coaching experience, has an extensive background working with QBs, WRs and RBs. As one of John Harbaugh's original coaching hires (2008), he has assisted in game preparation, game and practice analysis and guiding players.

### **MATT WEISS**

#### **FOOTBALL STRATEGY COORD. / WRs**

Weiss is in his 10th season with the Ravens after assisting with the QBs from 2016-17. Prior to joining the offense, he coached on defense in a variety of roles, including CBs, assistant LBs and quality control. In addition to his coaching duties, he's responsible for leading coaching staff analytics, advising John Harbaugh on game management and scripting situational practice periods.

### **DREW WILKINS**

#### **ASST. DEFENSIVE LINE / OLBS**


Wilkins originally joined the Ravens in 2010 and was promoted to assistant D-line/OLBs coach in 2018. Wilkins, who spent three seasons (2014-16) as a defensive assistant, was responsible for weekly production of the defensive playbook, scouting reports, film breakdown and assisting with the development of the D-line in practice.



# OZZIE NEWSOME / PERSONNEL NOTES

## THE WIZARDRY OF OZ

**SEASONS**  
**RAVENS: 22**  
**NFL: 40**



Ozzie Newsome's legacy is unlike any the game has seen. Known throughout all of sports as a premier leader, Newsome is a Hall of Fame player, the architect of Baltimore's 2000 and 2012 Super Bowl championship teams and an elite personnel evaluator who became the NFL's first African American GM.

### OZZIE NEWSOME CAREER SNAPSHOT

- NFL's first African American General Manager (promoted in 2002)
- Architect of Ravens 2000 & 2012 Super Bowl Championship Teams
- NFL Executive of the Year (2000)
- Pro Football Hall of Fame (class of 1999)
- State of Alabama Hall of Fame (class of 1995)
- National Football Foundation College Hall of Fame and NCAA Hall of Fame (class of 1994)
- 13-Year NFL Tight End with Cleveland Browns (1978-90)
- Three-Time Pro Bowler (1981, 1984-85)
- Four-Time Cleveland Touchdown Club Offensive Player of the Year
- Current Member of Two Major NFL Policy-Making Groups: Competition Committee and Player Care Foundation Board

## FIRST-ROUND FINDS

Led by Ozzie Newsome, the Ravens have selected 24 players in the first round. These picks have earned 60 combined Pro Bowls, many All-Rookie honors, multiple Defensive Player of the Year Awards, two Super Bowl MVPs and two Hall of Fame enshrinements.

### RAVENS ALL-TIME FIRST-ROUND DRAFT PICKS

| Year | Name                 | Pick | Pro Bowls |
|------|----------------------|------|-----------|
| 1996 | T Jonathan Ogden*-   | 4    | 11        |
| 1996 | LB Ray Lewis* ++ ~-  | 26   | 13        |
| 1997 | LB Peter Boulware*   | 4    | 4         |
| 1998 | CB Duane Starks*     | 10   |           |
| 1999 | CB Chris McAlister*  | 10   | 3         |
| 2000 | RB Jamal Lewis*=-    | 5    | 1         |
| 2000 | WR Travis Taylor     | 10   |           |
| 2001 | TE Todd Heap*        | 31   | 2         |
| 2002 | S Ed Reed* +         | 24   | 9         |
| 2003 | OLB Terrell Suggs* + | 10   | 7         |
| 2003 | QB Kyle Boller       | 19   |           |
| 2005 | WR Mark Clayton*     | 22   |           |
| 2006 | DT Haloti Ngata*     | 12   | 5         |
| 2007 | G Ben Grubbs*        | 29   | 2         |
| 2008 | QB Joe Flacco^ ~     | 18   |           |
| 2009 | T Michael Oher*      | 23   |           |
| 2011 | CB Jimmy Smith       | 27   |           |
| 2013 | S Matt Elam          | 32   |           |
| 2014 | LB C.J. Mosley*      | 17   | 3         |
| 2015 | WR Breshad Perriman  | 26   |           |
| 2016 | T Ronnie Stanley     | 6    |           |
| 2017 | CB Marlon Humphrey   | 16   |           |
| 2018 | TE Hayden Hurst      | 25   |           |
| 2018 | QB Lamar Jackson     | 32   |           |

\* All-Rookie Team    ^ Rookie of the Year (NFL.com Fan Vote)  
 ~ Super Bowl MVP    + Defensive Player of the Year Awards  
 = Offensive Player of the Year Award    - Pro Football Hall of Fame

## HOMEGROWN PRO BOWLERS

| Year Drafted (Rd.) | Name                     | Pro Bowls |
|--------------------|--------------------------|-----------|
| 1996 (1st)         | LB Ray Lewis             | 13        |
| 1996 (1st)         | T Jonathan Ogden         | 11        |
| 2002 (1st)         | S Ed Reed                | 9         |
| <b>2003 (1st)</b>  | <b>OLB Terrell Suggs</b> | <b>7</b>  |
| 2007 (3rd)         | G Marshal Yanda          | 6         |
| 2006 (1st)         | DT Haloti Ngata          | 5         |
| 1997 (1st)         | OLB Peter Boulware       | 4         |
| 1999 (1st)         | CB Chris McAlister       | 3         |
| 2008 (2nd)         | RB Ray Rice              | 3         |
| 2015 (RFA)         | LS Morgan Cox #          | 2         |
| 2001 (1st)         | TE Todd Heap             | 2         |
| 1996 (5th)         | WR/RS Jermaine Lewis     | 2         |
| 2007 (4th)         | FB Le'Ron McClain        | 2         |
| <b>2014 (1st)</b>  | <b>LB C.J. Mosley</b>    | <b>3</b>  |
| 2000 (6th)         | OLB Adalius Thomas       | 2         |
| 2012 (RFA)         | K Justin Tucker #        | 2         |
| 2007 (1st)         | G Ben Grubbs             | 1         |
| 2013 (4th)         | FB Kyle Juszczyk         | 1         |
| 2006 (6th)         | P Sam Koch               | 1         |
| 2000 (1st)         | RB Jamal Lewis           | 1         |
| 2002 (RFA)         | LB Bart Scott #          | 1         |

# Undrafted rookie free agent    **Bold** indicates 2017 Pro Bowler



**HOMEGROWN**  
**RAVENS PRO BOWL**  
**PLAYERS**



**RAVENS**  
**DRAFT PICKS**  
**To Earn Pro Bowls**



**RAVENS**  
**ROOKIE FREE AGENTS**  
**To Earn Pro Bowls**

### Ozzie's First Two Draft Choices: Jonathan Ogden & Ray Lewis – Hall of Fame Legends

According to ESPN Stats & Info, with Ray Lewis' 2018 Hall of Fame induction, it marks the first time that two players (Ogden & Lewis in 1996) were drafted in the same round by the same team and reached the HOF in their first year of eligibility.



# OZZIE NEWSOME / PERSONNEL NOTES

## AN ELITE CLUB

The Ravens have won two Super Bowls during their 22-year history, doing so in 2000 and 2012. Baltimore is one of four franchises to win multiple World Championships since 2000.



### MOST SUPER BOWL CHAMPIONSHIPS (Since 2000 Season)

| Titles | Team                    | Seasons                |
|--------|-------------------------|------------------------|
| 5      | New England Patriots    | 2001, '03-04, '14, '16 |
| 2      | <b>Baltimore Ravens</b> | <b>2000, '12</b>       |
| 2      | New York Giants         | 2007, '11              |
| 2      | Pittsburgh Steelers     | 2005, '08              |

## CONSISTENT CONTENDERS

The Ravens have earned 10 playoff berths in their history (2014, 2012, 2011, 2010, 2009, 2008, 2006, 2003, 2001 & 2000). Baltimore's 11 berths from 2000-17 rank fourth in the AFC and seventh overall in the NFL.

### MOST NFL PLAYOFF BERTHS / 2000-17 / PAST 18 SEASONS

| AFC                   | NFC               |
|-----------------------|-------------------|
| 15 - New England      | 13 - Green Bay    |
| 13 - Indianapolis     | 11 - Philadelphia |
| 12 - Pittsburgh       | 11 - Seattle      |
| <b>10 - Baltimore</b> |                   |

## PLAYOFFS SINCE 2008

Baltimore is one of eight teams to earn a playoff berth in six of the past 10 full seasons. In each of those respective playoff years, the Ravens won at least one playoff game.

### MOST PLAYOFF BERTHS / 2008-17 / PAST 10 SEASONS

| Berths   | Team                    | Seasons                |
|----------|-------------------------|------------------------|
| 9        | New England Patriots    | 2009-17                |
| 8        | Green Bay Packers       | 2009-16                |
| 7        | Pittsburgh Steelers     | 2008, 2010-11, 2014-17 |
| <b>6</b> | <b>Baltimore Ravens</b> | <b>2008-12, 2014</b>   |
| 6        | Atlanta Falcons         | 2008, 2010-12, 2016-17 |
| 6        | Cincinnati Bengals      | 2009, 2011-15          |
| 6        | Indianapolis Colts      | 2008-10, 2012-14       |
| 6        | Seattle Seahawks        | 2010, 2012-16          |

## RAVENS "20/20" CLUB

The "20/20 Club" includes members of the team's personnel staff who started with the Ravens as young assistants and grew into evaluators with more input. The term "20/20" refers to hiring 20-year-olds for \$20,000. But according to **Ozzie Newsome**: "The guys actually started when they were a little older than 20 and for more than \$20,000, but that's what we call them."

### RAVENS "20/20 CLUB" GRADUATES / CURRENT SCOUTS

| Name                  | Joined Ravens | Current Title                |
|-----------------------|---------------|------------------------------|
| George Kokinis (Cle.) | 1991          | Senior Personnel Assistant   |
| Eric DeCosta          | 1996          | Assistant General Manager    |
| Joe Hortiz            | 1998          | Director of College Scouting |
| Chad Alexander        | 1999          | Asst. Dir. of Pro Personnel  |
| Mark Azevedo          | 2005          | Northeast Area Scout         |
| David Blackburn       | 2007          | West Area Scout              |
| Andrew Raphael        | 2013          | Southeast Area Scout         |
| Brandon Berning       | 2015          | Midwest/SW Area Scout        |
| Joey Cleary           | 2015          | College & Pro Scout          |

## UNDRAFTED GEMS

Undrafted rookies **LB Chris Board**, WR/RS Janarion Grant and CB Darius Williams made the Ravens' 2018 Week 1 roster. Their statuses marked the 15th-straight season a RFA has made Baltimore's roster, tying for the NFL's second-longest active streak.

### CONSECUTIVE SEASONS W/ ROOKIE FA ON WEEK 1 ROSTER (Current NFL Streaks)

| Rk. | Team                    | Seasons   |
|-----|-------------------------|-----------|
| 1.  | Indianapolis Colts      | 20        |
| 2.  | <b>Baltimore Ravens</b> | <b>15</b> |
|     | Denver, New England     | 15        |

## ROOKIE FREE AGENTS

The Ravens have a history of unearthing rookie free agent gems. On their 2018 Week 15 roster, the Ravens have nine such players who were originally signed by the team as undrafted players.

### ORIGINAL RAVENS ROOKIE FA SIGNINGS / 2018 ROSTER

|                           |                            |
|---------------------------|----------------------------|
| 2010: LS Morgan Cox       | 2016: G/C Matt Skura       |
| 2012: K Justin Tucker     | 2017: FB/DL Patrick Ricard |
| 2014: T James Hurst       | 2018: LB Chris Board       |
| 2016: LB Patrick Onwuasor | 2018: RB Gus Edwards       |
| 2016: DT Michael Pierce   |                            |

## RAVENS FIND SUCCESS IN EVERY ROUND

**1st** → Jonathan Ogden ('96), Ray Lewis ('96), Peter Boulware ('97), Chris McAlister ('99), Jamal Lewis ('00), Todd Heap ('01), Ed Reed ('02), Terrell Suggs ('03), Haloti Ngata ('06), Joe Flacco ('08), Jimmy Smith ('11), C.J. Mosley ('14), Ronnie Stanley ('16), Marlon Humphrey ('17)

**2nd** → Jamie Sharper ('97), Ray Rice ('08), Torrey Smith ('11), Courtney Upshaw ('12), Kelechi Osemele ('12), Timmy Jernigan ('14)

**3rd** → Casey Rabach ('01), Marshal Yanda ('07), Lardarius Webb ('09), Brandon Williams ('13), Crockett Gillmore ('14)

**4th** → Edwin Mulitalo ('99), Jarret Johnson ('03), Le'Ron McClain ('07), Dennis Pitta ('10), Kyle Juszczyk ('13), Alex Lewis ('16), Tavon Young ('16)

**5th** → Jermaine Lewis ('96), Dawan Landry ('06), Arthur Jones ('10), Pernell McPhee ('11), Rick Wagner ('13), Matthew Judon ('16)

**6th** → Adalius Thomas ('00), Chester Taylor ('02), Sam Koch ('06), Haruki Nakamura ('08), Tyrod Taylor ('11), Maurice Canady ('16)

**7th** → DeAngelo Tyson ('12), Michael Campanaro ('14)

**RFA** → Mike Flynn ('97), Priest Holmes ('97), Will Demps ('02), Bart Scott ('02), Ma'ake Kemoeatu ('02), Jameel McClain ('08), Dannell Ellerbe ('09), Morgan Cox ('10), Justin Tucker ('12), James Hurst ('14), Zach Orr ('14), Patrick Onwuasor ('16), Michael Pierce ('16), Matt Skura ('16)



# IRONMEN & TURNOVER NOTES

## NFL IRONMEN

Among active NFL players, Ravens **P Sam Koch** (205) & **CB Brandon Carr** (173) each rank first at their respective positions for current streaks of most consecutive games played. Koch's streak also ranks as the longest in Ravens history.

### CONSECUTIVE GAMES PLAYED / CURRENT NFL STREAKS

| PUNTERS                             |            | CORNERBACKS                         |            |
|-------------------------------------|------------|-------------------------------------|------------|
| 1. <b>Sam Koch (Bal.)</b> . . . . . | <b>205</b> | 1. <b>Brandon Carr (Bal.)</b> . . . | <b>173</b> |
| 2. Brett Kern (Ten.) . . . . .      | 173        | 2. Patrick Peterson (Ari.) . .      | 125        |
| 3. Dustin Colquitt (KC) . . . .     | 165        | 3. Casey Hayward (LAC) . . . .      | 77         |

## CARR IS THE IRON HORSE

Ravens **CB Brandon Carr's** 173-consecutive *starts* rank as the NFL's longest active streak among defensive players, and it stands second overall among all NFL players.

### NFL CONSECUTIVE GAMES STARTED / CURRENT STREAKS

| Rk. | Player                     | Games      |
|-----|----------------------------|------------|
| 1.  | Philip Rivers (LAC)        | 205        |
| 2.  | <b>Brandon Carr (Bal.)</b> | <b>173</b> |
| 3.  | Glover Quin (Det.)         | 145        |
| 4.  | Matt Ryan (Atl.)           | 144        |
| 5.  | Patrick Peterson (Ari.)    | 125        |
|     | Matthew Stafford (Det.)    | 125        |
|     | Ryan Kerrigan (Was.)       | 125        |

## RAVENS IRONMEN

### RAVENS CONSECUTIVE GAMES PLAYED / CURRENT STREAKS

| Rk. | Player             | Games |
|-----|--------------------|-------|
| 1.  | Sam Koch           | 205   |
| 2.  | Justin Tucker      | 109   |
| 3.  | Anthony Levine Sr. | 93    |

### RAVENS CONSECUTIVE GAMES PLAYED / ALL-TIME STREAKS

| Rk. | Player          | Games      | Years               |
|-----|-----------------|------------|---------------------|
| 1.  | <b>Sam Koch</b> | <b>205</b> | <b>2006-present</b> |
| 2.  | Jarret Johnson  | 129        | 2003-11             |
| 3.  | Joe Flacco      | 122        | 2008-2015           |
| 4.  | Peter Boulware  | 111        | 1997-2003           |
| 5.  | Matt Stover     | 110        | 2002-08             |

### BALTIMORE RAVENS MOST ALL-TIME GAMES PLAYED

| Rk. | Player               | Games      | Years               |
|-----|----------------------|------------|---------------------|
| 1.  | Ray Lewis            | 228        | 1996-2012           |
| 2.  | <b>Terrell Suggs</b> | <b>226</b> | <b>2003-present</b> |
| 3.  | Matt Stover          | 207        | 1996-2008           |
| 4.  | <b>Sam Koch</b>      | <b>205</b> | <b>2006-present</b> |
| 5.  | Jonathan Ogden       | 177        | 1996-2007           |
| 6.  | <b>Joe Flacco</b>    | <b>163</b> | <b>2008-present</b> |
| 7.  | Ed Reed              | 160        | 2002-12             |
| 8.  | <b>Marshal Yanda</b> | <b>159</b> | <b>2007-present</b> |
| 9.  | Jarret Johnson       | 143        | 2003-11             |
| 10. | Chris McAlister      | 135        | 1999-2008           |
|     | Haloti Ngata         | 135        | 2006-14             |
| 12. | Kelly Gregg          | 134        | 2001-10             |
| 13. | Mike Flynn           | 133        | 1998-2007           |
|     | Todd Heap            | 133        | 2001-10             |

## TURNOVER MARGIN SINCE 2008

Since **John Harbaugh's** 2008 Baltimore arrival, the Ravens have produced the NFL's fifth-best turnover differential (+40).

### NFL's TOP TURNOVER DIFFERENTIALS (Since 2008 / John Harbaugh Era)

| Rk. | Team             | Takeaways  | Giveaways  | Turnover Diff. |
|-----|------------------|------------|------------|----------------|
| 1.  | New England      | 299        | 170        | +129           |
| 2.  | Green Bay        | 293        | 198        | +95            |
| 3.  | Kansas City      | 278        | 223        | +55            |
| 4.  | Seattle          | 278        | 224        | +54            |
| 5.  | <b>Baltimore</b> | <b>276</b> | <b>236</b> | <b>+40</b>     |
| 6.  | Carolina         | 299        | 260        | +39            |
| 7.  | Atlanta          | 258        | 227        | +31            |

\* Ravens (+17) ranked No. 1 in the NFL in 2017.

## TURNOVERS AT HOME

Baltimore owns a +53 differential *at home* during the **John Harbaugh** Era, ranking as the league's third-best mark.

### NFL's TOP TURNOVER DIFFERENTIALS / AT HOME (Since 2008 / John Harbaugh Era)

| Rk. | Team             | Takeaways  | Giveaways  | Turnover Diff. |
|-----|------------------|------------|------------|----------------|
| 1.  | Green Bay        | 166        | 86         | +80            |
| 2.  | New England      | 158        | 83         | +75            |
| 3.  | <b>Baltimore</b> | <b>153</b> | <b>100</b> | <b>+53</b>     |
| 4.  | Seattle          | 155        | 106        | +49            |

## TURNOVER TABLE SINCE 2000

| Year         | TA/TO          | Plus/Minus | Record         |
|--------------|----------------|------------|----------------|
| <b>2018</b>  | <b>10/16</b>   | <b>-6</b>  | <b>7-6</b>     |
| 2017         | 34/17          | +17        | 9-7            |
| 2016         | 28/23          | +5         | 8-8            |
| 2015         | 14/28          | -14        | 5-11           |
| 2014         | 22/20          | +2         | 10-6           |
| 2013         | 24/29          | -5         | 8-8            |
| 2012         | 25/16          | +9         | 10-6           |
| 2011         | 26/24          | +2         | 12-4           |
| 2010         | 27/20          | +7         | 12-4           |
| 2009         | 32/22          | +10        | 9-7            |
| 2008         | 34/21          | +13        | 11-5           |
| 2007         | 23/40          | -17        | 5-11           |
| 2006         | 40/23          | +17        | 13-3           |
| 2005         | 26/36          | -10        | 6-10           |
| 2004         | 34/23          | +11        | 9-7            |
| 2003         | 41/38          | +3         | 10-6           |
| 2002         | 31/32          | -1         | 7-9            |
| 2001         | 28/36          | -8         | 10-6           |
| 2000         | 49/26          | +23        | 12-4           |
| <b>Total</b> | <b>548/490</b> | <b>+58</b> | <b>173-128</b> |

## RAVENS ARE...

Since 2000, here are the Ravens' records in a game:  
 When turnover ratio is +2 or better . . . . . 76-5  
 When turnover ratio is +1 or better . . . . . 111-17  
 When turnover ratio is even . . . . . 31-24  
 When turnover ratio is negative . . . . . 30-85

**Note:** Since 2000, the Ravens are 76-5 when posting at least a +2 turnover margin, with the only losses coming in 2010 (23-20 OT at NE), 2012 (24-23 at Phi.), 2014 (34-33 vs. SD) and 2016 (27-23 at NYG & 30-23 at NE).



# THAT M&T MAGIC

## AT HOME UNDER HARBAUGH



Under **John Harbaugh** (since 2008) the Ravens own the NFL's third-best home winning pct. (.733), going 63-23 at M&T Bank Stadium.

### NFL'S BEST REGULAR SEASON HOME RECORDS (John Harbaugh Era / Since 2008)

| Rk. | Team                    | Record       | Pct.        |
|-----|-------------------------|--------------|-------------|
| 1.  | New England Patriots    | 74-12        | .860        |
| 2.  | Green Bay Packers       | 64-21-2      | .747        |
| 3.  | <b>Baltimore Ravens</b> | <b>63-23</b> | <b>.733</b> |
| 4.  | Pittsburgh Steelers     | 61-25        | .709        |
| 5.  | New Orleans Saints      | 60-26        | .698        |

## RAVENS STRONG AT HOME

Simply put, the Ravens have been strong at home since the day they arrived in Baltimore. Below are the Ravens' respective home records and corresponding NFL rankings during several periods.

### RAVENS HOME RECORDS / NFL RANKINGS

| Time Period (Milestone)              | Record   | NFL Rank |
|--------------------------------------|----------|----------|
| Since 2010 (Past Eight-plus Seasons) | 51-19    | 3        |
| Since 2008 (John Harbaugh's Arrival) | 63-23    | 3        |
| Since 2000 (First Super Bowl Season) | 109-41   | 2        |
| Since 1998 (M&T Bank Stadium Opened) | 117-49   | 3        |
| Since 1996 (Team's Inception)        | 124-57-1 | 5        |

## AT HOME, RAVENS ARE...

- The Ravens are 16-8 at home in the month of December under **John Harbaugh** and 36-16 in such games during their history.
- Under Harbaugh (since 2008), Baltimore has gone 16-5 against NFC teams at M&T Bank Stadium, producing the third-best home record by an AFC squad vs. the "other" conference. (Den. & Pit. are 17-5.)
- Baltimore has won 19 of its last 24 home games vs. NFC teams.
- In their history, the Ravens have hosted 18 games when the temperature was below 40 degrees. Baltimore is 15-3 in these games.
- Under Harbaugh, the Ravens are 20-4 in November home games, producing the NFL's best such record. The Ravens have won 18 of their past 21 home games during the month.
- Baltimore is 8-1 at home in November against AFC North foes under Harbaugh. Overall under Harbaugh, the Ravens are 22-10 in home games played against AFC North foes.
- Under Harbaugh, the Ravens are 17-2 in September home games. The Ravens have won 20 of their past 22 home games in the month of September (dating back to 2006).
- Baltimore has won 17 of its last 24 home games vs. AFC North foes.
- The Ravens are 13-3 at home all time against teams from the *West Coast* (Oak. – 6-1, SD – 3-1, SF – 2-0 and Sea. – 2-1).

## TOP "D" AT HOME

Baltimore has permitted an NFL-best 16.6 ppg at home during the **John Harbaugh** Era. Under "Harbs," the Ravens are 30-0 at home when allowing 10 points or fewer. In 19 of those games, the Ravens gave up no more than 7 points.

### FEWEST POINTS/GAME ALLOWED AT HOME (Since 2008)

| Rk. | Team                       | PPG         |
|-----|----------------------------|-------------|
| 1.  | <b>Baltimore</b> . . . . . | <b>16.6</b> |
| 2.  | Seattle . . . . .          | 18.2        |
| 3.  | New England . . . . .      | 18.6        |

## RAVENS DEFENSE AT HOME (SINCE 2008)



**16.6**  
Points Per Game Allowed  
(NFL's Fewest)



**74.2**  
Opponent Passer Rating  
(NFL's Best)



**298.2**  
Yards Per Game Allowed  
(NFL's Best)

## M&T BANK STADIUM FAST FACTS

- ✓ Dating back to 2008, the Ravens have outscored opponents 2,159 to 1,429 at home. In their 63 wins during this span, the margin of victory has been a strong 14.4 points per game.
- ✓ The Ravens own a +730 point differential at home under John Harbaugh, ranking No. 3 in the NFL (NE is +1,062 & GB is +811).
- ✓ In the 47-3 Week 1 win over Buffalo, Baltimore allowed 3 or fewer points at home for the fifth time under John Harbaugh.

## QUITE THE HOME HISTORY

The Ravens' "D" has been stout at home for many seasons. Since 2003, Baltimore ranks first in fewest points allowed per game (16.4) among home teams. The Ravens have also registered the top mark in terms of fewest yards allowed per game (292.5).

### BEST NFL DEFENSES AT HOME / SINCE 2003

#### TOTAL DEFENSE (Fewest Yards Allowed)

|    |                            |              |
|----|----------------------------|--------------|
| 1. | <b>Baltimore</b> . . . . . | <b>292.5</b> |
| 2. | Pittsburgh . . . . .       | 299.2        |
| 3. | NY Jets . . . . .          | 310.7        |

#### POINTS PER GAME (Fewest Allowed)

|    |                            |             |
|----|----------------------------|-------------|
| 1. | <b>Baltimore</b> . . . . . | <b>16.4</b> |
| 2. | New England . . . . .      | 17.2        |
| 3. | Seattle . . . . .          | 17.9        |

#### INTERCEPTIONS (Most in NFL)

|    |                            |            |
|----|----------------------------|------------|
| 1. | Cincinnati . . . . .       | 154        |
| 2. | <b>Baltimore</b> . . . . . | <b>153</b> |
|    | New England . . . . .      | 153        |

#### SACKS (Most in NFL)

|    |                            |            |
|----|----------------------------|------------|
| 1. | Minnesota . . . . .        | 352        |
| 2. | <b>Baltimore</b> . . . . . | <b>335</b> |
| 3. | Pittsburgh . . . . .       | 330        |





# ALL-TIME RESULTS / TRENDS

## RAVENS ALL-TIME RECORDS

|  | <u>Overall Record</u> | <u>Home</u> | <u>Away</u> |
|--|-----------------------|-------------|-------------|
| Overall  | 197-167-1             | 124-57-1    | 73-110      |
| In M&T Bank Stadium (since 1998)   | 117-49                | 117-49      | n/a         |
| Coached by Ted Marchibroda   | 16-31-1               | 11-12-1     | 5-19        |
| Coached by Brian Billick   | 80-64                 | 50-22       | 30-42       |
| Coached by John Harbaugh   | 101-72                | 63-23       | 38-49       |
| vs. AFC Teams  | 153-129               | 97-50       | 56-79       |
| vs. AFC North  | 57-44                 | 34-16       | 23-28       |
| vs. AFC Central (1996-2001)  | 26-28                 | 13-14       | 13-14       |
| vs. AFC East   | 23-21                 | 17-5        | 6-16        |
| vs. AFC South  | 18-17                 | 12-5        | 6-12        |
| vs. AFC West   | 25-19                 | 17-7        | 8-12        |
| vs. NFC Teams  | 49-39-1               | 32-10-1     | 17-29       |
| vs. NFC North  | 8-8                   | 6-2         | 2-6         |
| vs. NFC Central (1996-2001)  | 3-5                   | 3-1         | 0-4         |
| vs. NFC East   | 13-9-1                | 8-2-1       | 5-7         |
| vs. NFC South  | 11-8                  | 5-4         | 6-4         |
| vs. NFC West   | 14-9                  | 10-1        | 4-8         |
| On Monday Night Football   | 12-11                 | 5-2         | 7-9         |
| On Thursday Night Football   | 7-5                   | 6-1         | 1-4         |
| On Saturday  | 3-1                   | 2-0         | 1-1         |
| In Overtime  | 12-13-1               | 7-4-1       | 5-9         |
| Ravens Shutout Wins  | 14-0                  | 6-0         | 8-0         |
| In Season Openers  | 12-11                 | 8-4         | 4-7         |
| Indoors  | 6-15                  | n/a         | 6-15        |
| <b>Note:</b> Baltimore has played in Houston's Reliant/NRG Stadium five times (3-2), Indy's Lucas Oil Stadium twice (0-2), Dallas' Texas Stadium once (1-0) and Atlanta's Mercedes-Benz Stadium once (1-0). Three of those games at Reliant Stadium (12/13/10, 10/21/12 & 12/21/14) came when the roof was closed, meaning those games were "indoors," while the other games listed are considered "outdoors" due to open roofs. |                       |             |             |
| In August  | 0-1                   | 0-1         | 0-0         |
| In September   | 48-30                 | 31-7        | 17-23       |
| In October   | 36-52                 | 19-20       | 17-32       |
| In November  | 57-39-1               | 35-13-1     | 22-26       |
| In December  | 51-41                 | 36-16       | 15-25       |
| In January   | 5-4                   | 3-0         | 2-4         |

## RAVENS RESULTS WHEN...

| <u>Team</u>                     | <u>Since 2000</u> | <u>Since 2008</u> | <u>2018</u> |
|---------------------------------|-------------------|-------------------|-------------|
| Record                          | 173-128           | 101-72            | 7-6         |
| vs. AFC North (since 2002)      | 57-44             | 39-26             | 2-3         |
| vs. AFC                         | 131-96            | 77-53             | 6-4         |
| vs. NFC                         | 42-32             | 24-19             | 1-2         |
| Home                            | 109-41            | 64-23             | 4-2         |
| Away                            | 64-87             | 38-49             | 3-4         |
| On grass                        | 82-70             | 44-34             | 6-5         |
| Artificial turf                 | 91-58             | 57-38             | 1-1         |
| Outdoors                        | 168-116           | 95-64             | 7-6         |
| Indoors                         | 5-12              | 4-7               | 0-0         |
| September                       | 40-23             | 25-12             | 3-1         |
| October                         | 33-41             | 17-25             | 1-3         |
| November                        | 52-27             | 32-13             | 2-1         |
| December                        | 43-34             | 24-20             | 1-1         |
| January                         | 5-3               | 3-2               | 0-0         |
| Leading at halftime             | 136-24            | 81-18             | 6-1         |
| Trailing at halftime            | 27-91             | 14-49             | 0-5         |
| Tied at halftime                | 10-13             | 6-5               | 1-0         |
| Tied after 3 quarters           | 4-7               | 2-3               | 1-1         |
| Leading After 3 quarters        | 147-18            | 89-16             | 6-1         |
| Trailing after 3 quarters       | 23-102            | 10-56             | 0-4         |
| Decided by 7 points or less     | 71-71             | 40-47             | 1-4         |
| Decided by 3 points or less     | 40-40             | 24-26             | 1-2         |
| When scoring first              | 120-39            | 74-24             | 4-4         |
| When not scoring first          | 54-89             | 27-48             | 3-2         |
| Positive or even turnover ratio | 143-42            | 79-30             | 4-3         |
| Negative turnover ratio         | 30-86             | 22-42             | 3-3         |
| Winning penalty ratio           | 78-53             | 47-27             | 3-4         |
| Losing penalty ratio            | 83-65             | 46-37             | 4-2         |
| Overtime                        | 9-11              | 6-8               | 0-2         |
| When returning a KOR for a TD   | 5-3               | 5-2               | 0-0         |
| When returning a PR for a TD    | 9-3               | 5-1               | 1-0         |

| <u>Offense</u>                    | <u>Since 2000</u> | <u>Since 2008</u> | <u>2018</u> |
|-----------------------------------|-------------------|-------------------|-------------|
| Scoring 20 or more points         | 135-47            | 34-32             | 7-4         |
| Scoring 30 or more points         | 57-7              | 37-5              | 2-0         |
| Having 20 or more first downs     | 80-50             | 58-31             | 7-5         |
| Totaling 350 or more net yards    | 80-41             | 55-26             | 6-3         |
| At least 35 minutes time of poss. | 46-7              | 26-5              | 5-0         |
| Rushing for 150 or more yards     | 56-15             | 31-7              | 3-1         |
| When not throwing an INT          | 95-23             | 57-16             | 3-3         |
| With a 100-yard rusher            | 54-21             | 26-8              | 2-0         |
| Without a 100-yard rusher         | 119-107           | 75-64             | 5-6         |
| With a 100-yard receiver          | 38-23             | 25-16             | 1-1         |
| Without a 100-yard receiver       | 135-105           | 76-56             | 6-5         |
| With a 300-yard passer            | 22-19             | 19-14             | 1-1         |
| Without a 300-yard passer         | 151-109           | 82-58             | 6-5         |
| <u>Defense</u>                    | <u>Since 2000</u> | <u>Since 2008</u> | <u>2018</u> |
| When scoring a defensive TD       | 44-7              | 22-5              | 2-0         |
| When returning an INT for a TD    | 33-3              | 15-2              | 0-0         |
| When returning a fumble for a TD  | 11-4              | 7-3               | 2-0         |
| Recording 3 or more sacks         | 95-39             | 49-25             | 5-2         |
| Holding opp. under 250 net yards  | 52-6              | 36-6              | 4-0         |
| Holding opp. under 21 points      | 139-36            | 83-15             | 6-1         |
| Holding opp. under 15 points      | 108-16            | 60-7              | 4-1         |
| Allowing a 100-yard rusher        | 17-28             | 10-17             | 0-1         |
| Not allowing a 100-yard rusher    | 155-101           | 91-55             | 7-5         |
| Allowing a 100-yard receiver      | 35-40             | 18-24             | 0-1         |
| Not allowing a 100-yard receiver  | 139-87            | 83-48             | 7-5         |
| Allowing a 300-yard passer        | 22-27             | 14-19             | 0-2         |
| Not allowing a 300-yard passer    | 150-101           | 87-53             | 7-4         |

# TERRELL SUGGS NOTES



**55 SUGGS**  
**16TH SEASON**  
**7 PRO BOWLS**  
**2011 NFL DPOY**  
**6-3, 265**  
**OUTSIDE LINEBACKER**

## SUGGS SIZZLES

**OLB Terrell Suggs**, the 2011 DPOY and Ravens' all-time sacks leader (132.5), has 7 QB drops this season. In Week 12's win over Oakland, Suggs (age 36) scored a 43-yard FR-TD, becoming the second-oldest player in league history with a FR-TD of at least 40 yards (Sam Mills, 41 yards at age 36 in 1996).

### RAVENS ALL-TIME SACKS

| Rk. | Player (Years)                 | Sacks        |
|-----|--------------------------------|--------------|
| 1.  | <b>Terrell Suggs (2003-18)</b> | <b>132.5</b> |
| 2.  | Peter Boulware (1997-2005)     | 70.0         |
| 3.  | Michael McCrary (1997-2002)    | 51.0         |
| 4.  | Ray Lewis (1996-2012)          | 41.5         |
| 5.  | Adalius Thomas (2000-06)       | 38.5         |

### RAVENS ALL-TIME TACKLES

| Rk. | Player (Years)                 | Tackles    |
|-----|--------------------------------|------------|
| 1.  | Ray Lewis (1996-2012)          | 2,643      |
| 2.  | <b>Terrell Suggs (2003-18)</b> | <b>937</b> |
| 3.  | Kelly Gregg (2001-10)          | 721        |
| 4.  | Ed Reed (2002-12)              | 661        |
| 5.  | C.J. Mosley (2014-18)          | 552        |
| 6.  | Haloti Ngata (2006-14)         | 528        |

*"It's a no-brainer. He's such a phenomenal football player and leader. Everything he brings to the game of football is special."  
 – Ben Roethlisberger, Steelers QB, on if Terrell Suggs should be a Hall of Fame player*

## SUGGS' STANDINGS

### SUGGS' CAREER SACKS (Most vs. a Single Team)

1. Cleveland Browns ..... 19
2. Pittsburgh Steelers ..... 15
3. Cincinnati Bengals .... 12.5
4. Miami Dolphins ..... 8.5

**Note:** Including playoffs, Suggs has totaled 20 sacks vs. Pittsburgh.

### RAVENS SACKS LEADERS (2018 Season)

1. **Terrell Suggs** ..... 7
- Matthew Judon ..... 7
- Za'Darius Smith ..... 7
4. Patrick Onwuasor ..... 3
5. Kenny Young ..... 2.5
6. T. Williams, T. Young ..... 2

### RAVENS SACKS LEADERS (Single-Season Records)

1. Elvis Dumervil (2014) ..... 17
2. Peter Boulware (2001) .... 15
3. Michael McCrary (1998) .. 14.5
4. **Terrell Suggs (2011)** ..... 14
5. Trevor Pryce (2006) ..... 13
6. **Terrell Suggs (2014, 2003)** .. 12

### RAVENS FORCED FUMBLES (Career Leaders)

1. **Terrell Suggs** ..... 37
2. Ray Lewis ..... 20
3. Adalius Thomas ..... 17
4. Peter Boulware ..... 13
5. Ed Reed ..... 11
6. Jarret Johnson ..... 9

## ALL-TIME NFL SACK LEADERS

**OLB Terrell Suggs'** 132.5 career sacks rank second among active players and tie for 13th most in NFL history.

### NFL SACKS LEADERS / ALL TIME

| Rk. | Player                            | Sacks        |
|-----|-----------------------------------|--------------|
| 1.  | Bruce Smith*                      | 200.0        |
| 2.  | Reggie White*                     | 198.0        |
| 3.  | Kevin Greene*                     | 160.0        |
| 4.  | Julius Peppers (active)           | 158.5        |
| 5.  | Chris Doleman*                    | 150.5        |
| 6.  | Michael Strahan*                  | 141.5        |
| 7.  | Jason Taylor*                     | 139.5        |
| 8.  | DeMarcus Ware                     | 138.5        |
| 9.  | Richard Dent*                     | 137.5        |
|     | John Randle*                      | 137.5        |
| 11. | Jared Allen                       | 136.0        |
| 12. | John Abraham                      | 133.5        |
| 13. | <b>Terrell Suggs (active)</b> ... | <b>132.5</b> |
|     | Leslie O'Neal                     | 132.5        |
|     | Lawrence Taylor*                  | 132.5        |
| 16. | Rickey Jackson*                   | 128.0        |
| 17. | Derrick Thomas*                   | 126.5        |

\* Pro Football Hall of Famer



**Suggs' Career Sacks**  
(15th All Time)



**Defenders w/ Most Sacks for a Franchise**

|                             |                   |
|-----------------------------|-------------------|
| Bruce Smith (Buf.)          | ..... 171         |
| Michael Strahan (NYG)       | ... 141.5         |
| <b>Terrell Suggs (Bal.)</b> | .... <b>132.5</b> |
| Lawrence Taylor (NYG)       | .... 132.5        |
| Jason Taylor (Mia.)         | ..... 131         |

## A PLAYOFF PERFORMER

**OLB Terrell Suggs** has posted 12.5 sacks in the playoffs, producing a mark that ranks third in all-time NFL postseason history.

### NFL POSTSEASON SACKS LEADERS / ALL TIME

| Rk. | Player               | Sacks       | Yards       |
|-----|----------------------|-------------|-------------|
| 1.  | Willie McGinest      | 16.0        | 113.5       |
| 2.  | Bruce Smith          | 14.5        | 109.5       |
| 3.  | <b>Terrell Suggs</b> | <b>12.5</b> | <b>79.0</b> |

## VETERAN DEFENDERS

### MOST REGULAR SEASON GAMES PLAYED (Active NFL Defenders)

| Rk. | Player (Year Entered NFL)       | Games      |
|-----|---------------------------------|------------|
| 1.  | DE Julius Peppers (2002)        | 263        |
| 2.  | <b>OLB Terrell Suggs (2003)</b> | <b>226</b> |
| 3.  | S Mike Adams (2004)             | 219        |

## SUGGS A STRIP-SACK ARTIST

### MOST CAREER STRIP-SACKS (Active NFL Defenders)

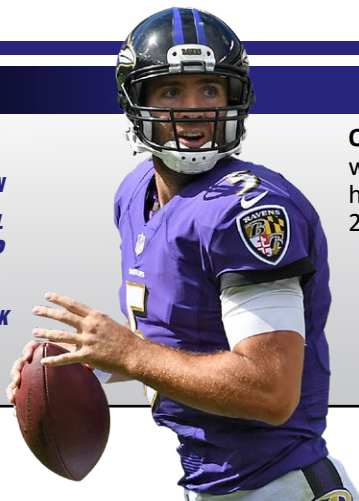
| Rk. | Players                     | Strip-Sacks |
|-----|-----------------------------|-------------|
| 1.  | Julius Peppers (Car.)       | 39          |
| 2.  | <b>Terrell Suggs (Bal.)</b> | <b>31</b>   |

**Note:** Suggs tallied 4 strip-sacks in 2017.

✓ *The Ravens are 76-33 all time when Suggs records at least a half-sack, 20-1 when he tallies 2-or-more sacks and 5-0 when he has 3 sacks.*

✓ *Suggs is the only active NFL player with 900 tackles, 100 sacks & 30 FFs.*

# JOE FLACCO NOTES



## A FRANCHISE QUARTERBACK

### 5 FLACCO

11TH SEASON

SUPER BOWL  
XLVII MVP

6-6, 245  
QUARTERBACK

QB Joe Flacco is the Ravens' all-time leading passer in every major category. Flacco, who led Baltimore to a Super Bowl XLVII victory in 2012 (and earned game MVP honors), is in his 11th NFL campaign. In nine games this season, Flacco has completed 232 of 379 passes (61.2%) for 2,465 yards, 12 TDs and 6 INTs (84.2 rating).

### RAVENS CAREER PASSING LEADERS

| Rk. | Player        | G   | Att   | Cmp   | Pct  | Yards  | TDs | INTs | Rate |
|-----|---------------|-----|-------|-------|------|--------|-----|------|------|
| 1.  | Joe Flacco    | 163 | 5,670 | 3,499 | 61.7 | 38,245 | 212 | 136  | 84.1 |
| 2.  | Kyle Boller   | 53  | 1,311 | 746   | 56.9 | 7,846  | 45  | 44   | 71.9 |
| 3.  | V. Testaverde | 29  | 1,019 | 596   | 58.5 | 7,148  | 51  | 34   | 82.8 |

## PLAYOFF PERFECTION

Super Bowl XLVII MVP QB Joe Flacco was masterful during the Ravens' 2012 playoff run, completing 73 of 126 passes for 1,140 yards, 11 TDs and 0 INTs to produce a 117.2 passer rating. Flacco joined Hall of Fame QB Joe Montana (1989) as the only players to produce 11 TDs and 0 INTs during an NFL postseason.

### JOE FLACCO STATISTICS / 2012 PLAYOFFS

| Game (Opp./Rd.)             | Cmp-Att       | Pct.        | Yards        | TDs       | INTs     | Rate         |
|-----------------------------|---------------|-------------|--------------|-----------|----------|--------------|
| 1/06/13 vs. Ind. (WC)       | 12-23         | 52.2        | 282          | 2         | 0        | 125.6        |
| 1/12/13 at Den. (Div.)      | 18-34         | 52.9        | 331          | 3         | 0        | 116.2        |
| 1/20/13 at NE (AFC)         | 21-36         | 58.3        | 240          | 3         | 0        | 106.3        |
| 2/03/13 at SF (SB)          | 22-33         | 66.6        | 287          | 3         | 0        | 124.2        |
| <b>Totals (Record: 4-0)</b> | <b>73-126</b> | <b>57.9</b> | <b>1,140</b> | <b>11</b> | <b>0</b> | <b>117.2</b> |

## FLACCO POSTSEASON QUICK HITS

- ✓ Flacco, Joe Montana (1989) and Kurt Warner (2008) are the only QBs in NFL history to throw 11 TDs in a single postseason. Neither Flacco nor Montana threw an INT.
- ✓ In the Ravens' last 10 playoff games (since 2010), Flacco is 196-of-327 for 2,563 yards, 24 TDs and 4 INTs (104.1 rating). He has led the Ravens to a 7-3 record in these contests.
- ✓ In Baltimore's last six playoff games (5-1 record), Flacco has thrown 17 TDs and 2 INTs. Completing 119 of 200 passes for 1,691 yards, he owns a magnificent 111.1 QB rating.
- ✓ Flacco has thrown at least 2 TDs in eight-straight playoff games, marking the longest streak in NFL postseason history.

## QUARTERBACK WINS

### MOST TOTAL WINS BY QBs (Includes Playoffs / Since 2008)

| Rk. | Player             | Record   |
|-----|--------------------|----------|
| 1.  | Tom Brady          | 132-42   |
| 2.  | Drew Brees         | 112-69   |
| 3.  | Ben Roethlisberger | 111-58-1 |
| 4.  | Aaron Rodgers      | 108-62-1 |
| 5.  | Joe Flacco         | 106-72   |

### MOST REGULAR SEASON WINS BY QBs (First SEVEN Seasons / NFL History)

| Rk. | Player                       | Wins |
|-----|------------------------------|------|
| 1.  | Joe Flacco (2008-14)         | 72   |
| 2.  | Tom Brady (2000-06)          | 70   |
| 3.  | Ben Roethlisberger (2004-10) | 69   |

### MOST REGULAR SEASON WINS BY QBs (First EIGHT Seasons / NFL History)

| Rk. | Player                       | Wins |
|-----|------------------------------|------|
| 1.  | Tom Brady (2000-07)          | 86   |
| 2.  | Ben Roethlisberger (2004-11) | 80   |
|     | Peyton Manning (1998-2005)   | 80   |
| 4.  | Jim Kelly (1986-93)          | 76   |
| 5.  | Joe Flacco (2008-15)         | 75   |

### MOST REGULAR SEASON WINS BY QBs (First NINE Seasons / NFL History)

| Rk. | Player                       | Wins |
|-----|------------------------------|------|
| 1.  | Peyton Manning (1998-2006)   | 92   |
| 2.  | Tom Brady (2000-08)          | 87   |
|     | Ben Roethlisberger (2004-12) | 87   |
| 4.  | Matt Ryan (2008-16)          | 85   |
| 5.  | Joe Flacco (2008-16)         | 83   |
|     | Jim Kelly (1986-94)          | 83   |

## QB PLAYOFF VICTORIES

### PLAYOFF WINS (ACTIVE QBs / SINCE 2008)

|    |                    |    |
|----|--------------------|----|
| 1. | Tom Brady          | 13 |
| 2. | Joe Flacco         | 10 |
| 3. | Aaron Rodgers      | 9  |
| 4. | Ben Roethlisberger | 8  |
|    | Russell Wilson     | 8  |

### ROAD PLAYOFF WINS (BY QBs / NFL HISTORY)

|    |                         |   |
|----|-------------------------|---|
| 1. | Joe Flacco              | 7 |
| 2. | E. Manning, A. Rodgers  | 5 |
|    | B. Roethlisberger       | 5 |
| 5. | L. Dawson, J. Delhomme  | 4 |
|    | M. Sanchez, R. Staubach | 4 |

## QB/HC DUOS

### MOST REGULAR SEASON STARTS BY A QUARTERBACK / ENTIRE CAREER WITH SAME HEAD COACH (NFL History)

| Rk. | Quarterback/Head Coach (Years)          | Starts |
|-----|---|--------|
| 1.  | Tom Brady/Bill Belichick (2001-present) | 264    |
| 2.  | Joe Flacco/John Harbaugh (2008-present) | 163    |
| 3.  | Terry Bradshaw/Chuck Knoll (1970-83)    | 158    |

## FLACCO AT HOME

13-1

Touchdowns to interceptions ratio for QB Joe Flacco in his last nine home games. He has a 93.1 rating, completing 63.8% of his passes and averaging 216.6 yards per game.

90.5

Career passer rating for QB Joe Flacco in 81 career home games (60-21), averaging 240 passing yards per contest, with 116 TDs and 52 INTs, and producing 7.15 yards per attempt.



# JOE FLACCO NOTES

## JOE'S RAVENS PASSING RECORDS

### 300-YARD PASSING GAMES (Ravens Single Seasons)

| Rk. | Player (Year)           | Games |
|-----|-------------------------|-------|
| 1.  | Joe Flacco (2015)       | 5     |
|     | Joe Flacco (2014)       | 5     |
|     | Joe Flacco (2012)       | 5     |
|     | Vinny Testaverde (1996) | 5     |
| 5.  | Joe Flacco (2016, 2011) | 4     |

### 300-YARD PASSING GAMES (Ravens Career History)

| Rk. | Player (Year)              | Games |
|-----|----------------------------|-------|
| 1.  | Joe Flacco (2008-18)       | 32    |
| 2.  | Vinny Testaverde (1996-97) | 8     |
| 3.  | Steve McNair (2006-07)     | 2     |
|     | Jeff Blake (2002)          | 2     |
|     | Eric Zeier (1996-97)       | 2     |

### MOST PASSES WITHOUT AN INT (Ravens History)

| Rk. | Player (Year)           | Passes |
|-----|-------------------------|--------|
| 1.  | Joe Flacco (2016)       | 176    |
| 2.  | Eric Zeier (1997-98)    | 175    |
| 3.  | Steve McNair (2006)     | 162    |
| 4.  | Joe Flacco (2010)       | 137    |
| 5.  | Joe Flacco (2014, 2012) | 126    |

## MORE RAVENS RECORDS

### RAVENS SINGLE-GAME PASSING YARDS

| Yards | Player           | (Opp./Date)       |
|-------|------------------|-------------------|
| 429   | Vinny Testaverde | vs. STL, 10/27/96 |
| 389   | Joe Flacco       | at STL, 9/25/11   |
| 385   | Joe Flacco       | at Min., 10/18/09 |
| 384   | Joe Flacco       | at Oak., 9/20/15  |
| 382   | Joe Flacco       | vs. NE, 9/23/12   |

### RAVENS SINGLE-SEASON PASSING YARDS

| Rk. | Player (Year)       | Cmp-Att | Pct. | Yards | TD | INT | Rate |
|-----|---------------------|---------|------|-------|----|-----|------|
| 1.  | Joe Flacco ('16)    | 436-672 | 64.9 | 4,317 | 20 | 15  | 83.5 |
| 2.  | V. Testaverde ('96) | 325-549 | 59.2 | 4,177 | 33 | 19  | 88.7 |
| 3.  | Joe Flacco ('14)    | 344-554 | 62.0 | 3,986 | 27 | 12  | 91.0 |
| 4.  | Joe Flacco ('13)    | 362-614 | 59.0 | 3,912 | 19 | 22  | 73.1 |
| 5.  | Joe Flacco ('12)    | 317-531 | 59.7 | 3,817 | 22 | 10  | 87.7 |

## QUARTERBACK IRONMEN

### MOST CONSECUTIVE STARTS / QUARTERBACKS / NFL HISTORY

| Rk. | Player (Years)                  | Games |
|-----|---------------------------------|-------|
| 1.  | Brett Favre (1992-2010)         | 297   |
| 2.  | Eli Manning (2004-17)           | 210   |
| 3.  | Peyton Manning (1998-2011)      | 208   |
| 4.  | Philip Rivers (2006-present)    | 205   |
| 5.  | Matt Ryan (2009-present)        | 144   |
| 6.  | Matthew Stafford (2011-present) | 125   |
| 7.  | Joe Flacco (2008-15)            | 122   |

## 2018 PASSING YARDS

QB Joe Flacco's passing yards (2,465) this season mark the second most (2,492 in 2015) he's ever produced through a season's first nine games. (Flacco was out for Weeks 11-14 with a hip injury, his first missed games since 2015.)

## RAVENS RECORD & FLACCO...

|                                      |       |                                     |      |                         |       |                                  |       |
|--------------------------------------|-------|-------------------------------------|------|-------------------------|-------|----------------------------------|-------|
| With 300 passing yards . . . . .     | 19-13 | With at least a 100 QB rating . . . | 42-6 | vs. AFC North . . . . . | 36-25 | In October . . . . .             | 17-25 |
| With 3-or-more TD passes . . . . .   | 14-3  | With at least a 110 QB rating . . . | 23-3 | vs. AFC . . . . .       | 73-49 | In November . . . . .            | 29-13 |
| When not throwing an INT . . . . .   | 57-16 | When not sacked . . . . .           | 19-6 | vs. NFC . . . . .       | 23-18 | In December/January . . . . .    | 25-17 |
| With at least 4 comps. 25+ yards . . | 9-4   | Playing in < 40 degree weather . .  | 12-8 | In September . . . . .  | 25-12 | In season's final four games . . | 22-14 |

## GAME-WINNING DRIVES: 26 (24 REGULAR SEASON & 2 PLAYOFFS)

### GAME-WINNING DRIVES IN FOURTH QUARTER OR OVERTIME (26 TOTAL)

| Date/Opp.               | Drive Length               | Scoring Play                            | Time Left   | Score               |
|-------------------------|----------------------------|---|-------------|---------------------|
| 11/02/08 at Cle.        | 5 plays, 59 yards in 1:54  | Stover 22-yard field goal               | 5:36        | 30-27               |
| 01/10/09 at Ten. (Div.) | 9 plays, 51 yards in 3:30  | Stover 43-yard field goal               | 0:53        | 13-10               |
| 09/13/09 vs. KC         | 8 plays, 74 yards in 3:15  | Clayton 31-yard pass from Flacco        | 2:06        | 38-24               |
| 11/29/09 vs. Pit.       | 6 plays, 17 yards in 3:23  | Cundiff 29-yard field goal              | 6:42 (OT)   | 20-17               |
| 09/26/10 vs. Cle.       | 10 plays, 69 yards in 5:41 | Boldin 27-yard pass from Flacco         | 9:13        | 21-17               |
| 10/03/10 at Pit.        | 4 plays, 40 yards in 0:36  | Houshmandzadeh 18-yard pass from Flacco | 0:32        | 17-14               |
| 10/24/10 vs. Buf.       | 4 plays, 9 yards in 1:58   | Cundiff 38-yard field goal              | 10:54 (OT)  | 37-34               |
| 12/19/10 vs. NO         | 5 plays, 66 yards in 1:31  | Cundiff 32-yard field goal              | 10:03       | 27-24 (30-24 final) |
| 10/30/11 vs. Ari.       | 5 plays, 37 yards in 0:52  | Cundiff 25-yard field goal              | 0:00        | 30-27               |
| 11/06/11 at Pit.        | 13 plays, 92 yards in 2:16 | T. Smith 26-yard pass from Flacco       | 0:08        | 23-20               |
| 11/24/11 vs. SF         | 16 plays, 76 yards in 7:34 | Pitta 8-yard pass from Flacco           | 14:56       | 13-6 (16-6 final)   |
| 09/23/12 vs. NE         | 7 plays, 70 yards in 1:55  | Tucker 27-yard field goal               | 0:00        | 31-30               |
| 11/04/12 at Cle.        | 9 plays, 81 yards in 4:22  | T. Smith 19-yard pass from Flacco       | 4:26        | 22-15 (25-15 final) |
| 11/25/12 at SD          | 12 plays, 40 yards in 3:09 | Tucker 38-yard field goal               | 0:00        | 13-13               |
|                         | 12 plays, 69 yards in 3:49 | Tucker 38-yard field goal               | 1:07 (OT)   | 16-13               |
| 01/12/13 at Den. (Div.) | 3 plays, 77 yards in :38   | J. Jones 70-yard pass from Flacco       | 0:31        | 35-35               |
|                         | 6 plays, 16 yards in 2:33  | Tucker 47-yard field goal               | 13:18 (2OT) | 38-35               |
| 10/06/13 at Mia.        | 7 plays, 34 yards in 2:25  | Tucker 44-yard field goal               | 1:42        | 26-23               |
| 11/10/13 vs. Cin.       | 8 plays, 28 yards in 4:34  | Tucker 46-yard field goal               | 5:27 (OT)   | 20-17               |
| 12/08/13 vs. Min.       | 5 plays, 80 yards in 0:41  | M. Brown 9-yard pass from Flacco        | 0:04        | 29-26               |
| 12/16/13 at Det.        | 7 plays, 24 yards in 1:43  | Tucker 61-yard field goal               | 0:38        | 18-16               |
| 09/21/14 at Cle.        | 6 plays, 37 yards in 1:58  | Tucker 32-yard field goal               | 0:00        | 23-21               |
| 12/28/14 vs. Cle.       | 2 plays, 69 yards in :50   | T. Smith 16-yard pass from Flacco       | 7:33        | 13-10 (20-10 final) |
| 10/01/15 at Pit.        | 7 plays, 45 yards in :58   | J. Tucker 42-yard field goal            | 0:03        | 20-20               |
|                         | 8 plays, 32 yards in 4:33  | J. Tucker 52-yard field goal            | 5:08 (OT)   | 23-20               |
| 11/01/15 vs. SD         | 9 plays, 59 yards in 2:27  | J. Tucker 39-yard field goal            | 0:00        | 29-26               |
| 11/22/15 vs. STL        | 5 plays, 12 yards in :54   | J. Tucker 47-yard field goal            | 0:00        | 16-13               |
| 09/18/16 at Cle.        | 5 plays, 27 yards in 2:35  | J. Tucker 49-yard field goal            | 11:19       | 22-20 (25-20 final) |
| 09/25/16 at Jax.        | 8 plays, 22 yards in 1:57  | J. Tucker 54-yard field goal            | 1:02        | 19-17               |



# C.J. MOSLEY NOTES

## AN ELITE PAIR

NFL DEFENDERS W/ 500 TACKLES, 8 INTs & 8 SACKS  
(Since 2014)

| Player (Team)             | Tackles    | INTs     | Sacks      |
|---------------------------|------------|----------|------------|
| Luke Kuechly (Car.)       | 609        | 10       | 9.5        |
| <b>C.J. Mosley (Bal.)</b> | <b>552</b> | <b>8</b> | <b>8.0</b> |



**57 MOSLEY**  
**5TH SEASON**  
**3 PRO BOWLS**  
**6-2, 250**  
**INSIDE LINEBACKER**

## C.J.'s STOPS

LB **C.J. Mosley**, Baltimore's 2014 first-round draft pick and a three-time Pro Bowler, owns the NFL's fifth-most total tackles (552) over the past five seasons. In 2018, he has tallied a team-high 83 stops.

### NFL'S TACKLE LEADERS (Since 2014)

| Rk.       | Player (Team)             | Tackles    |
|-----------|---------------------------|------------|
| 1.        | Bobby Wagner (Sea.)       | 626        |
| 2.        | Luke Kuechly (Car.)       | 609        |
| 3.        | Lavonte David (TB)        | 574        |
| 4.        | Telvin Smith Sr. (Jax.)   | 558        |
| <b>5.</b> | <b>C.J. Mosley (Bal.)</b> | <b>552</b> |
| 6.        | Preston Brown (Cin.)      | 546        |
| 7.        | Demario Davis (NO)        | 533        |
| 8.        | Avery Williamson (NYJ)    | 473        |
| 9.        | Three Players             | 470        |

## A TACKLE MACHINE

In Week 7 vs. NO, LB **C.J. Mosley** surpassed the 500-tackle milestone by posting a career-high 16 stops. He now has 552 tackles, ranking fifth most in franchise history.

### RAVENS TACKLES LEADERS / FRANCHISE HISTORY

| Rk.       | Player (Years)                    | Tackles    |
|-----------|-----------------------------------|------------|
| 1.        | Ray Lewis (1996-2012)             | 2,643      |
| 2.        | Terrell Suggs (2003-present)      | 937        |
| 3.        | Kelly Gregg (2001-10)             | 721        |
| 4.        | Ed Reed (2002-12)                 | 661        |
| <b>5.</b> | <b>C.J. Mosley (2014-present)</b> | <b>552</b> |
| 6.        | Haloti Ngata (2006-14)            | 528        |
| 7.        | Jarret Johnson (2003-11)          | 523        |
| 8.        | Jamie Sharper (1997-2001)         | 522        |

## MOSLEY QUICK HITS

- ✓ In 2017, LB **C.J. Mosley** tallied 132 total tackles, 11 TFL, 2 INTs (1 for a 63-yard TD), 1 sack, 3 FRs and 3 FFs to earn his third Pro Bowl honor.
- ✓ Mosley was the NFL's only player with at least 125 tackles, 3 sacks and 2 INTs in 2014, when he finished second to DT Aaron Donald in the 2014 NFL Defensive Rookie of the Year voting.
- ✓ Mosley (2014), Daryl Smith (2013) & Ray Lewis (1998, 1999, 2000 & 2001) are the only Raven defenders to register at least 115 tackles, 3 sacks and 2 INTs in a single season.
- ✓ Mosley is the first-ever Ravens rookie to earn Pro Bowl honors (2014).



Total Tackles  
NFL's Fifth Most  
Since 2014



Total Tackles  
Ravens Most  
in 2018



2017 NFL Defenders  
w/ 120 tackles, 10 TFL, 2 INTs & 1 sack  
(Mosley, Deion Jones & Bobby Wagner)



Career-High Tackles  
by Mosley in Week 7's  
2018 Game vs. NO

## 'BACKER THEFTS

LB **C.J. Mosley** has produced the NFL's second-most INTs by a linebacker (8, tied) since he entered the NFL in 2014. Mosley had 2 thefts in 2017, including a 63-yard pick-6 in Week 8 vs. the Dolphins.

### INTS / NFL LINEBACKERS (Since 2014)

|           |                           |          |
|-----------|---------------------------|----------|
| 1.        | Luke Kuechly (Car.)       | 10       |
|           | Alec Ogletree (NYG)       | 10       |
| <b>3.</b> | <b>C.J. Mosley (Bal.)</b> | <b>8</b> |
|           | Telvin Smith Sr.          | 8        |
| 5.        | Five Players              | 7        |

### INTS / RAVENS LINEBACKERS (All-Time Career Leaders)

|           |                    |          |
|-----------|--------------------|----------|
| 1.        | Ray Lewis          | 31       |
| <b>2.</b> | <b>C.J. Mosley</b> | <b>8</b> |
| 3.        | Terrell Suggs      | 7        |
| 4.        | Adalius Thomas     | 6        |
| 5.        | Daryl Smith        | 5        |

### INTS / RAVENS LINEBACKERS (Single-Season History)

|           |                           |          |
|-----------|---------------------------|----------|
| 1.        | Ray Lewis (2003)          | 6        |
| <b>2.</b> | <b>C.J. Mosley (2016)</b> | <b>4</b> |
| 3.        | Zachary Orr (2016)        | 3        |
|           | Ray Lewis (3 times)       | 3        |
|           | Daryl Smith (2013)        | 3        |

# YANDA, B. WILLIAMS & JUDON NOTES

**73 YANDA**  
**12TH SEASON**  
**6 PRO BOWLS**  
**6-3, 305**  
**GUARD**



## STANDING GUARD

**G Marshal Yanda**, considered one of the greatest players to ever wear a Ravens uniform and an elite NFL lineman, has been to six-career Pro Bowls, which stand fifth in franchise history. Only four active NFL O-linemen have played in more games than Yanda, who currently sits at 159 games during his 12-year career.

### MOST PRO BOWLS (Ravens History)

|                                  |          |
|----------------------------------|----------|
| LB Ray Lewis . . . . .           | 13       |
| T Jonathan Ogden . . . . .       | 11       |
| S Ed Reed . . . . .              | 9        |
| OLB Terrell Suggs . . . . .      | 7        |
| <b>G Marshal Yanda . . . . .</b> | <b>6</b> |

### MOST GAMES PLAYED (Active NFL O-Linemen)

|                                     |            |
|-------------------------------------|------------|
| T Andrew Whitworth (LAR) . . .      | 196        |
| T Jason Peters (Phi.) . . . . .     | 189        |
| T Donald Penn (Oak.) . . . . .      | 178        |
| T Joe Staley (SF) . . . . .         | 171        |
| <b>G Marshal Yanda (Bal.) . . .</b> | <b>159</b> |

*“Only the elite of the elite guards earn serious Hall of Fame consideration. Yanda belongs in that realm.”*  
 – Childs Walker, *The Baltimore Sun*

## PERENNIAL PRO BOWLER

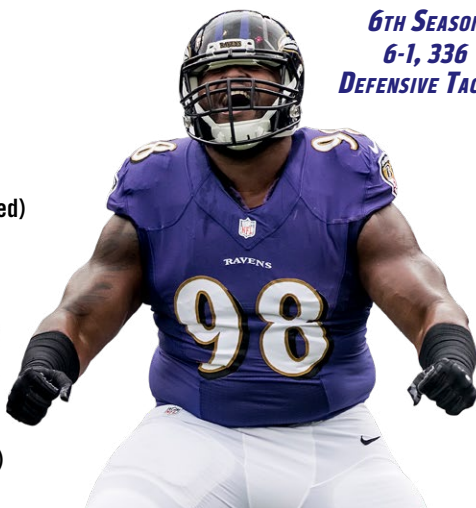
- ✓ 2016 marked the sixth-straight Pro Bowl invitation for **G Marshal Yanda**. (Yanda missed the final 14 games of 2017 with a broken ankle.)
- ✓ The 12-year veteran has played in 159 games (148 starts) during his career, ranking as the second-most games played among offensive linemen in Ravens history (Jonathan Ogden – 177).
- ✓ Prior to the 2015 campaign, Ravens’ season ticket holders voted Yanda as one of the Top 10 players in the franchise’s 20-year existence.

### MOST PRO BOWL SELECTIONS (Active NFL Offensive Linemen)

| Rk. | Player (Team)                 | Pro Bowls |
|-----|-------------------------------|-----------|
| 1.  | T Jason Peters (Phi.)         | 9         |
| 2.  | <b>G Marshal Yanda (Bal.)</b> | <b>6</b>  |
|     | C Maurkice Pouncey (Pit.)     | 6         |
|     | T Joe Staley (SF)             | 6         |
|     | T Trent Williams (Was.)       | 6         |

## 98 WILLIAMS

**6TH SEASON**  
**6-1, 336**  
**DEFENSIVE TACKLE**



**4**  
 Ravens 2018 Run Defense Ranking  
 (87.8 Rush YPG Allowed)

**5**  
 Ravens 2018 Rushing Average  
 (3.77 YPG Allowed)

## WILLIAMS ANCHORS RUN “D”

**DT Brandon Williams** is one of the NFL’s top D-linemen, helping Baltimore regularly produce a dominant run defense. Dating back to 2014, when Williams became a full-time starter, Baltimore has been especially stout against opposing ground games.

### RUSHING YPG ALLOWED (Since 2014)

1. Carolina Panthers . . . . . 95.5
2. Seattle Seahawks . . . . . 96.1
3. **Baltimore Ravens . . . . . 96.4**
4. Pittsburgh Steelers . . . . . 98.9
5. Denver Broncos . . . . . 99.7

### RUSHING AVG. YPG ALLOWED (Since 2014)

1. Denver Broncos . . . . . 3.82
2. Seattle Seahawks . . . . . 3.83
3. **Baltimore Ravens . . . . . 3.85**
4. New York Jets . . . . . 3.94
5. Houston Texans . . . . . 3.96

**7**

Team-High Sacks in 2018  
 Tied (Suggs & Z. Smith)

**15**

Sacks Since 2017  
 Second on the Team

**26**

Team-High Tackles for Loss since 2017  
 (Terrell Suggs is 2nd w/ 24)

## 99 JUDON

**3RD SEASON**  
**6-3, 261**  
**OLB**



## AN ALL-AROUND LB

### NFL LINEBACKERS / 2018 SEASON (w/ at Least 35 Tackles, 7 Sacks & 3 PD)

| Defender                    | Tackles   | TFL      | Sacks      | PD       |
|-----------------------------|-----------|----------|------------|----------|
| Darius Leonard (Ind.)       | 135       | 11       | 7.0        | 4        |
| <b>Matthew Judon (Bal.)</b> | <b>38</b> | <b>9</b> | <b>7.0</b> | <b>3</b> |
| Khalil Mack (Chi.)          | 36        | 7        | 10.0       | 4        |

**3** – Sacks by OLB **Matthew Judon** in a span of three plays in Week 12 vs. Oakland. He is the second player since 1982 (when the stat began being tracked) with a sack on three-straight opponent offensive plays (Indy’s Brad Scioli vs. Houston in 2002).



# CRABTREE, BROWN & SNEAD IV NOTES

## TOUCHDOWN TRIOS

In Week 1's 47-3 win over Buffalo, three Ravens wideouts (**John Brown**, **Michael Crabtree** & **Willie Snead IV**) each caught a touchdown. It marked just the fifth time in franchise history (and first since 2014) that such a feat was accomplished.

### GAMES WITH A TD CATCH BY THREE DIFFERENT RECEIVERS (Ravens History)

**9/9/18 vs. Buf. – Ravens 47, Bills 3**

- John Brown, Michael Crabtree, Willie Snead IV

**10/12/14 at TB – Ravens 48, Bucs 17**

- Kamar Aiken, Michael Campanaro, Torrey Smith, Steve Smith Sr.

**12/5/99 vs. Ten. – Ravens 41, Titans 14**

- Justin Armour, Jermaine Lewis, Patrick Johnson

**11/1/98 vs. Jax. – Jaguars 45, Ravens 19**

- Patrick Johnson, Jermaine Lewis, Floyd Turner

**10/27/96 vs. STL – Ravens 37, Rams 31**

- Derrick Alexander, Michael Jackson, Floyd Turner

**672**

**Brown's 2018 Receiving Yards First on the Team**



**13 BROWN**  
**5TH SEASON**  
**5-11, 178**  
**WIDE RECEIVER**

**83 SNEAD IV**  
**4TH SEASON**  
**5-11, 205**  
**WIDE RECEIVER**



## RAVENS NEW WIDEOUTS

Through 13 games, **WR John Brown** leads Baltimore with 672 receiving yards and 5 TDs on 38 catches. His 17.7 ypc average ranks fourth best in the NFL. **WR Willie Snead IV** ranks second on the team with 568 receiving yards and 1 TD on a Ravens-high 56 catches. An impressive 33 of those have earned first downs.

### NFL YARDS-PER-CATCH AVERAGE / 2018 SEASON

| Rk. | Player                   | Rec.      | Yards      | Avg.        | LG        | TDs      |
|-----|--------------------------|-----------|------------|-------------|-----------|----------|
| 1.  | Courtland Sutton (Den.)  | 30        | 572        | 19.1        | 42        | 3        |
| 2.  | DeSean Jackson (TB)      | 40        | 750        | 18.8        | 75t       | 4        |
| 3.  | Josh Gordon (NE)         | 40        | 718        | 18.0        | 55t       | 4        |
| 4.  | <b>John Brown (Bal.)</b> | <b>38</b> | <b>672</b> | <b>17.7</b> | <b>71</b> | <b>5</b> |
| 5.  | Mike Evans (TB)          | 70        | 1,207      | 17.2        | 72t       | 5        |

### Quick Hit:

- John Brown, Mike Evans and Tyreek Hill are the only NFL WRs with at least 600 receiving yards, 5 TDs and a 17.0 yards-per-catch average.

## 15 CRABTREE

**10TH SEASON**  
**6-1, 215**  
**WIDE RECEIVER**



**51**

**Receptions in 2018 Second Most on the Team (Willie Snead IV - 56)**

**630**

**Career Catches Eighth Most Among Active Players**

## SCORING THREAT

### MOST NFL RECEIVING TOUCHDOWNS (Since 2015)

| Rk. | Player (Team)                  | TDs       |
|-----|--------------------------------|-----------|
| 1.  | Antonio Brown (Pit.)           | 43        |
| 2.  | DeAndre Hopkins (Hou.)         | 37        |
| 3.  | Davante Adams (GB)             | 35        |
| 4.  | Odell Beckham Jr. (NYG)        | 32        |
| 5.  | Doug Baldwin (Sea.)            | 31        |
| 6.  | <b>Michael Crabtree (Bal.)</b> | <b>28</b> |
|     | A.J. Green (Cin.)              | 28        |
| 8.  | Two Players                    | 27        |

**2**

**NFL Players Crabtree & Antonio Brown to record at least 8 TD catches in each of the past three full seasons (2015-17)**

## KING CRAB NOTES

**WR Michael Crabtree**, a 10-year NFL veteran, signed with the Ravens as a free agent this past spring. Through 13 games, he has tallied 51 catches for 567 yards and 3 TDs. Here are several fast facts about the standout wideout:

- Crabtree has produced at least 8 receiving TDs in a season four times, including in each of the past three years (9 – 2015, 8 – 2016 & 8 – 2017).
- His 28 receiving TDs since 2015 (see chart above) tie (A.J. Green) for the NFL's sixth most.
- Crabtree and Steelers WR Antonio Brown are the only NFL players to post at least 8 TD catches in each of the past three full seasons.
- Crabtree has totaled at least 85 catches in a season three times, with a career-high 89 during the 2016 campaign (earned Pro Bowl alternate honors).
- He has twice surpassed 1,000 receiving yards, tallying a career-high 1,105 (on 85 receptions) in 2012.

## RED ZONE & TD FAST FACTS

- ✓ *When Crabtree scores at least 1 receiving TD, his team has produced a 31-12-1 record. When he has 2 TDs, they are 6-2.*
- ✓ *Of Crabtree's 54 career receiving TDs, 28 have come in the red zone.*
- ✓ *Since 2015, 16 of Crabtree's 28 receiving TDs occurred in the red zone.*



# JEFFERSON, Z. SMITH & CARR NOTES



## DROPPIN' FOR LOSS

### 23 JEFFERSON

6TH SEASON  
5-11, 211  
SAFETY

Since 2015, **S Tony Jefferson** leads the NFL in tackles for loss by a DB, with 29 such stops, including 7 in his first year (2017) with the Ravens and 5 this season. While with Arizona in 2016, his 13 TFL led all NFL defensive backs. The 13 stops also rank as the NFL's most by a DB in a season since the stat began being tracked in 2008.

### MOST TACKLES FOR LOSS / NFL DEFENSIVE BACKS / SINCE 2015

| Rk. | Player                       | Tackles for Loss |
|-----|------------------------------|------------------|
| 1.  | <b>Tony Jefferson (Bal.)</b> | 29               |
| 2.  | Tyrann Mathieu (Hou.)        | 24               |
| 3.  | Landon Collins (NYG)         | 22               |
|     | Reshad Jones (Mia.)          | 22               |

*Tony Jefferson is one of five NFL safeties to post at least 5 tackles for loss, 1 sack, 1 INT, 1 forced fumble and 1 fumble recovery in 2018 (Jamal Adams, Kareem Jackson, Jordan Poyer & Harrison Smith).*



**TACKLES FOR LOSS**  
Seventh (tied) Among  
NFL DBs in 2018



**TACKLES FOR LOSS**  
Most Among NFL  
DBs since 2015



**TOTAL TACKLES**  
ENinth Among NFL  
DBs since 2015

## CARR'S IMPRESSIVE STREAK

**CB Brandon Carr's** 173-consecutive starts rank as the NFL's longest active streak among defensive players, and it stands second overall among all NFL players.

### NFL CONSECUTIVE GAMES STARTED / CURRENT STREAKS

| Rk. | Player                        | Games |
|-----|-------------------------------|-------|
| 1.  | QB Philip Rivers (LAC)        | 205   |
| 2.  | <b>CB Brandon Carr (Bal.)</b> | 173   |
| 3.  | S Glover Quin (Det.)          | 145   |
| 4.  | QB Matt Ryan (Atl.)           | 144   |
| 5.  | Three Players                 | 125   |



### 90 Z. SMITH

4TH SEASON  
6-4, 272  
OLB



**Sacks in 2018**  
tied w/ Suggs & Judon  
for Most on the Team



**AFC Def. POW Award**  
2018 Week 6 at Ten.  
(5 TT, 3 Sacks, 1 FF)

### 24 CARR

11TH SEASON  
6-0, 210  
CORNERBACK



**2018 Passes Defended**  
(Ravens High)



**Career INTs**  
(5 with Ravens)



## MAY "Z" FORCE BE WITH YOU

In Week 6 at Tennessee, **OLB Za'Darius Smith** had a career-high 3 sacks as part of the Ravens' 11 QB drops, setting a team record. His 3-sack performance was the first of two such games by a Raven this season (**OLB Matthew Judon** on 11/25/18 vs. Oak.).

### MOST SINGLE-GAME SACKS / RAVENS HISTORY

|   |  |
|---|--|
| P. Boulware (1/7/02 vs. Min.) . . . . . 4       | T. Suggs (10/6/13 at Mia.) . . . . . 3     |
| M. McCrary (11/8/98 vs. Oak.) . . . . . 4       | T. Suggs (12/11/11 vs. Ind.) . . . . . 3   |
| E. Dumervil (12/7/14 at Mia.) . . . . . 3.5     | T. Suggs (11/24/11 vs. SF) . . . . . 3     |
| J. Sharper (11/12/01 at Ten.) . . . . . 3.5     | T. Suggs (9/11/11 vs. Pit.) . . . . . 3    |
| M. McCrary (12/5/99 vs. Ten.) . . . . . 3.5     | T. Suggs (12/4/05 vs. Hou.) . . . . . 3    |
| <b>M. Judon (11/25/18 vs. Oak.) . . . . . 3</b> | M. McCrary (12/26/99 vs. Cin.) . . . . . 3 |
| <b>Z. Smith (10/14/18 at Ten.) . . . . . 3</b>  | M. McCrary (11/16/97 vs. Phi.) . . . . . 3 |
| E. Dumervil (11/10/13 vs. Cin.) . . . . . 3     | B. Thompson (11/10/96 at Jax.) . . . . . 3 |

## CARR A STEADY VETERAN

### BALTIMORE INTERCEPTIONS (Since Carr's 2017 Ravens Arrival)

| Rk. | Player                        | INTs |
|-----|-------------------------------|------|
| 1.  | Eric Weddle . . . . .         | 6    |
| 2.  | <b>Brandon Carr . . . . .</b> | 5    |
| 3.  | Jimmy Smith . . . . .         | 3    |
| 4.  | Five Players . . . . .        | 2    |

### MOST NFL PASSES DEFENSED (Since 2008)

| Rk. | Player                        | PD  |
|-----|-------------------------------|-----|
| 1.  | Johnathan Joseph . . . . .    | 144 |
| 2.  | Tramon Williams . . . . .     | 139 |
| 3.  | Brent Grimes . . . . .        | 137 |
| 4.  | <b>Brandon Carr . . . . .</b> | 130 |
| 5.  | Aqib Talib . . . . .          | 120 |

**Quick Hit:** Carr's 12 PD ranked No. 1 on the team in 2017; he has a team-best 9 in 2018.





# SAM KOCH NOTES

## SOARING WITH SAM

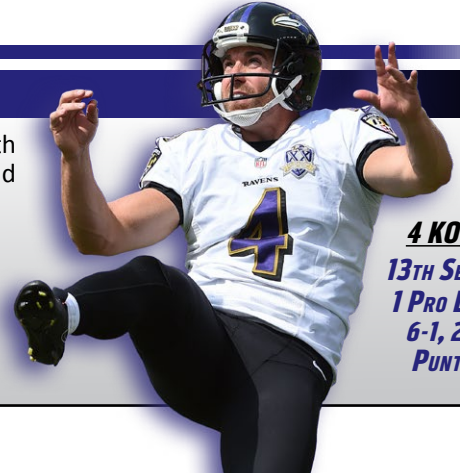
Pro Bowl **P Sam Koch** owns a 45.3 career gross average and 39.5 career net, both marks that rank first in Ravens history. In 2014, Koch posted a career-high and Ravens franchise-record 47.4-yard gross and 43.3-yard net average.

### CAREER GROSS PUNTING AVG. (Ravens History)

| Rk. | Player          | Avg. |
|-----|-----------------|------|
| 1.  | Sam Koch        | 45.3 |
| 2.  | Greg Montgomery | 43.2 |
| 3.  | Dave Zastudil   | 41.6 |

### CAREER NET PUNTING AVG. (Ravens History)

| Rk. | Player          | Avg. |
|-----|-----------------|------|
| 1.  | Sam Koch        | 39.5 |
| 2.  | Greg Montgomery | 37.2 |
| 3.  | Kyle Richardson | 35.4 |



**4 KOCH**  
**13TH SEASON**  
**1 PRO BOWL**  
**6-1, 222**  
**PUNTER**

## KOCH DOMINATED IN 2017

No punter in 2017 was more dominant at pinning opponents deep in their own territory than **P Sam Koch**.

### PUNTS INSIDE 20

|    |             |    |
|----|-------------|----|
| 1. | Sam Koch    | 40 |
| 2. | Chris Jones | 34 |
| 3. | Two Players | 33 |

### PUNTS INSIDE 10

|    |                |    |
|----|----------------|----|
| 1. | Sam Koch       | 16 |
| 2. | Marquette King | 14 |
| 3. | Three Players  | 13 |

### PUNTS INSIDE 5

|    |              |   |
|----|--------------|---|
| 1. | Andy Lee     | 6 |
| 2. | Sam Koch     | 5 |
|    | Three Others | 5 |



**2018 Punts Inside the 20**  
(Tied for NFL's Seventh Most)

*"He is composed, he is resilient, and he's not easily rattled. People don't really expect it from a punter, but I definitely think Sam Koch carries that special Raven persona."*

– Terrell Suggs, Ravens OLB

## SAM IN THE 20

**P Sam Koch** is the Ravens' all-time leader in punts inside the 20 (381). In 2017, he posted a franchise-record 40 boots inside the 20, which ranked as the NFL's most.

\* In 2017, Koch's 40 punts inside the 20 ranked No. 1 in the NFL.

### PUNTS INSIDE THE 20 (Ravens All-Time History)

| Rk. | Player          | In 20 |
|-----|-----------------|-------|
| 1.  | Sam Koch        | 380   |
| 2.  | Kyle Richardson | 128   |
| 3.  | Dave Zastudil   | 89    |

### PUNTS INSIDE THE 20 (Ravens Single Seasons)

| Rk. | Player (Year)          | In 20 |
|-----|------------------------|-------|
| 1.  | Sam Koch (2017)*       | 40    |
| 2.  | Sam Koch (2010)        | 39    |
|     | Kyle Richardson (1999) | 39    |

## RAVENS IRONMAN

### RAVENS CONSECUTIVE GAMES PLAYED / ALL-TIME STREAKS

| Rk. | Player         | Games | Years        |
|-----|----------------|-------|--------------|
| 1.  | Sam Koch       | 205   | 2006-present |
| 2.  | Jarret Johnson | 129   | 2003-11      |
| 3.  | Joe Flacco     | 122   | 2008-15      |

### BALTIMORE RAVENS MOST ALL-TIME GAMES PLAYED

| Rk. | Player         | Games | Years        |
|-----|----------------|-------|--------------|
| 1.  | Ray Lewis      | 228   | 1996-2012    |
| 2.  | Terrell Suggs  | 226   | 2003-present |
| 3.  | Matt Stover    | 207   | 1996-2008    |
| 4.  | Sam Koch       | 205   | 2006-present |
| 5.  | Jonathan Ogden | 177   | 1996-2007    |

## PINNING 'EM DEEP

Dating back to 2006, when he entered the NFL, **P Sam Koch**'s 381 punts inside the 20 rank second in the NFL.

### NFL PUNTS INSIDE THE 20 / SINCE 2006

| Rk. | Player               | In 20 |
|-----|----------------------|-------|
| 1.  | Dustin Colquitt (KC) | 411   |
| 2.  | Sam Koch (Bal.)      | 381   |
| 3.  | Andy Lee (Ari.)      | 355   |

In 2017, Koch twice earned AFC Special Teams Player of the Week honors (Week 12 vs. Hou. & Week 15 at Cleveland). He became the first punter to win multiple POW awards in a single season since Buffalo's Brian Moorman in 2006.

## PRO BOWL PUNTER



In his 10th season (2015), **P Sam Koch** was finally named to his first Pro Bowl, as the standout punter's net average (42.9) ranked No. 2 in the NFL, while his gross average (46.7) was ninth. Koch also dominated the league in 2014, producing the No. 1 net (43.3) and No. 3 gross (47.4) averages.

## NOTE THE QUOTE

*ESPN.com's Kevin Seifert on Sam Koch's arsenal of punts:*

"Some are designed to hook toward the sideline with maximum hang time. Others use an intentionally low trajectory to aid coverage teams. He has a knuckler and one kick that drops, from the returner's perspective, roughly in the shape of the letter 'S.' He's debuted a "boomerang" punt that does just what you would imagine it might. Most, but not all, of these punts are intended to discourage a clean catch and minimize the return.

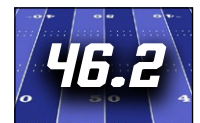
"It's not unusual for NFL punters to develop a "changeup" of sorts, but no one has ever had multiple options at the ready. ... The NFL changes every day, but there are only a few moments in each generation when it transforms. This is one of them. In plain sight, Sam Koch and the Ravens have introduced a new way to punt."



**Punts In 20**  
NFL's Second Most  
Since 2014



**Net Punt Average**  
NFL's Fourth Best  
Since 2014



**Gross Punt Average**  
NFL's Seventh Best  
Since 2014



# JUSTIN TUCKER NOTES

## TUCKER THE ALL-TIME BEST

**K Justin Tucker**, the most accurate kicker of all time, has hit 228 of 252 FGAs to post a 90.5% mark. Tucker has connected on nine-consecutive FGAs of 50-plus yards dating back to 2017, while he is 19-of-21 on such kicks since the 2016 campaign.

### BEST CAREER FIELD GOAL PERCENTAGE (NFL History / Min. 100 Att.)

| Rk. | Player             | FGM-FGA | Pct. |
|-----|--------------------|---------|------|
| 1.  | Justin Tucker      | 228-252 | 90.5 |
| 2.  | Robbie Gould       | 350-400 | 87.5 |
| 3.  | Stephen Gostkowski | 364-417 | 87.3 |
| 4.  | Stephen Hauschka   | 240-276 | 87.0 |
| 5.  | Mike Vanderjagt    | 230-266 | 86.5 |



**9 TUCKER**  
7TH SEASON  
2 PRO BOWLS  
6-1, 183  
KICKER

**900 Points:** In 2018's Week 12 win vs. Oakland, Tucker became the fastest pure kicker in league history to reach the 900-point milestone, doing so in his 107th game. Of overall players, only Gino Cappelletti (a WR/PK combo from 1960-70) did it faster (106 games).

## TUCKER'S CAREER STATS

| Year          | 1-19       | 20-29        | 30-39        | 40-49        | 50+          | Total          | Pct.        | LG        | PAT            | Pts        |
|---------------|------------|--------------|--------------|--------------|--------------|----------------|-------------|-----------|----------------|------------|
| 2012          | 0-0        | 8-8          | 8-8          | 10-13        | 4-4          | 30-33          | 90.9        | 56        | 42-42          | 132        |
| 2013          | 0-0        | 10-10        | 12-13        | 10-11        | 6-7          | 38-41          | 92.7        | 61        | 26-26          | 140        |
| 2014          | 0-0        | 10-10        | 11-11        | 4-4          | 4-9          | 29-34          | 85.3        | 55        | 42-42          | 129        |
| 2015          | 0-0        | 10-10        | 9-9          | 10-11        | 4-10         | 33-40          | 82.5        | 52        | 29-29          | 128        |
| 2016          | 0-0        | 4-4          | 10-11*       | 14-14        | 10-10        | 38-39*         | 97.4        | 57        | 27-27          | 141        |
| 2017          | 0-0        | 7-7          | 11-11        | 11-12        | 5-7          | 34-37          | 91.9        | 57        | 39-39          | 141        |
| 2018          | 0-0        | 9-9          | 5-5          | 8-10*        | 4-4          | 26-28*         | 92.9        | 56        | 31-32          | 109        |
| <b>Totals</b> | <b>0-0</b> | <b>58-58</b> | <b>66-68</b> | <b>67-75</b> | <b>37-51</b> | <b>228-252</b> | <b>90.5</b> | <b>61</b> | <b>236-237</b> | <b>920</b> |

\* Lone miss in 2016 & both misses in 2018 were blocked kicks.



Field Goals Made  
NFL's Most  
Since 2012



Points Scored  
NFL's Second  
Most Since 2012



Career FG Pct.  
Best Mark  
in NFL History



40-Plus-Yard FGs  
NFL's Most  
Since 2012



50-Plus-Yard FGs  
NFL's Most  
Since 2012



Career Games  
w/ Dual 50+ FGs Made  
(Most in NFL History)

## 2016: PERHAPS THE BEST YEAR EVER

In 2016, All-Pro **K Justin Tucker** connected on 38 of 39 FGAs (lone miss was a block), posting the fifth-best pct. in NFL single-season history. In addition to making 35-straight FGs at one point (tied for fifth-best streak ever), here are facts about his remarkable season, arguably the best ever by a kicker:

- ✓ Tucker's 38 FGs made ranked No. 1 in the NFL. He was also 27-of-27 on PATs. An NFL single-season record 24 of Tucker's 38 FGs made in 2016 came from 40 yards or beyond.
- ✓ Tucker's 10 FGs of 50-plus yards are a Ravens' single-season record. They tie (Blair Walsh, 2012) for the most in NFL history. (Tucker was a perfect 10-for-10 from 50 yards and out during the 2016 season.)
- ✓ Tucker's 141 points ranked second in the league only behind Atlanta's Matt Bryant (158).
- ✓ In Week 12 of 2016 vs. Cincy, Tucker became just the ninth kicker in league history to make 3 FGs of 50-plus yards in a single game (52, 57 & 54). He is also the first kicker in NFL history to make 3 FGs of 50-plus yards in the first half of a game. (These feats earned him AFC ST POW honors.)

### BEST FG PERCENTAGE / NFL SINGLE-SEASON HISTORY

| Rk. | Player (Team)          | FGM-FGA | Pct.  |
|-----|------------------------|---------|-------|
| 1.  | Gary Anderson (1998)   | 35-35   | 100.0 |
|     | Mike Vanderjagt (2003) | 37-37   | 100.0 |
|     | Jeff Wilkins (2000)    | 17-17   | 100.0 |
|     | Tony Zendejas (1991)   | 17-17   | 100.0 |
| 5.  | Justin Tucker (2016)   | 38-39   | 97.4  |

## TUCKER TIDBITS

- ✓ Since PATs were moved back to the 15-yard line in 2015, Tucker (126-of-127) has produced the NFL's best PAT percentage (99.2).
- ✓ Tucker is a six-time AFC Special Teams Player of the Month, which ranks three more than legends S Ed Reed & K Matt Stover for the most POM awards in Ravens history. (Tucker has also earned eight AFC Special Teams Player of the Week honors.) "Tuck" earned his sixth POM award in Nov. 2018, going 8-for-8 on FGAs and 6-for-6 on PATs.
- ✓ Tucker's 6 FGs on 12/16/13 at Det. set a team record and a single-game NFL high in 2013. Against the Lions, he became the first NFL kicker ever to connect from the 20-, 30-, 40-, 50- & 60-yard range in a game.
- ✓ Tucker's 93.3 career FG% when kicking on grass (125-of-134) ranks as the NFL's best of all time.
- ✓ Tucker's 93.2 career FG% (110-of-118) in the second half/overtime ranks as the NFL's best second half/OT mark of all time.



# JUSTIN TUCKER & ERIC WEDDLE NOTES

## TUCK'S CHART TALK

### MOST FIELD GOALS MADE / SINCE 2012

| Rk. | Player (Team)           | FGM |
|-----|-------------------------|-----|
| 1.  | Justin Tucker (Bal.)    | 228 |
| 2.  | Stephen Gostkowski (NE) | 223 |
| 3.  | Stephen Hauschka (Buf.) | 199 |
| 4.  | Adam Vinatieri (Ind.)   | 190 |
| 5.  | Matt Bryant (Atl.)      | 183 |

### MOST NFL POINTS / SINCE 2012

| Rk. | Player (Team)           | Points |
|-----|-------------------------|--------|
| 1.  | Stephen Gostkowski (NE) | 1,013  |
| 2.  | Justin Tucker (Bal.)    | 920    |
| 3.  | Stephen Hauschka (Buf.) | 843    |
| 4.  | Adam Vinatieri (Ind.)   | 824    |
| 5.  | Matt Prater (Det.)      | 820    |

### CONSECUTIVE FIELD GOALS MADE (All-Time NFL Streaks)

| Rk. | Kicker (Years)                                      | FGs Made |
|-----|---|----------|
| 1.  | Adam Vinatieri (2015-16)                            | 44       |
| 2.  | Mike Vanderjagt (2002-04)                           | 42       |
| 3.  | Gary Anderson (1997-98)                             | 40       |
| 4.  | Matt Stover (2005-06)                               | 36       |
| 5.  | Justin Tucker (2015-16)<br>Adam Vinatieri (2013-14) | 35       |

### BEST NFL FIELD GOAL PERCENTAGE (2016 Season)

| Rk. | Player (Team)           | FGM-FGA | Pct. |
|-----|-------------------------|---------|------|
| 1.  | Justin Tucker (Bal.)    | 38-39   | 97.4 |
| 2.  | Matt Bryant (Atl.)      | 34-37   | 91.9 |
| 3.  | Ryan Succop (Ten.)      | 22-24   | 91.7 |
| 4.  | Stephen Hauschka (Sea.) | 33-37   | 89.2 |
| 5.  | Cairo Santos (KC)       | 31-35   | 88.6 |
| 6.  | Two Players             | 27-31   | 87.1 |

### BEST FIELD GOAL PERCENTAGE / ROOKIES (NFL History)

| Rk. | Player (Year)             | FGM-FGA | Pct. |
|-----|---------------------------|---------|------|
| 1.  | Blair Walsh (2012)        | 35-38   | 92.1 |
| 2.  | Justin Tucker (2012)      | 30-33   | 90.9 |
| 3.  | Harrison Butker (2017)    | 38-42   | 90.5 |
| 4.  | Cody Parkey (2014)        | 32-36   | 88.9 |
|     | Alex Henery (2011)        | 24-27   | 88.9 |
| 6.  | Chandler Catanzaro (2014) | 29-33   | 87.9 |

### BEST FIELD GOAL PERCENTAGE (Ravens Single-Season History)

| Rk. | Player (Year)        | FGM-FGA | Pct. |
|-----|----------------------|---------|------|
| 1.  | Justin Tucker (2016) | 38-39   | 97.4 |
| 2.  | Matt Stover (2006)   | 28-30   | 93.3 |
| 3.  | Justin Tucker (2018) | 26-28   | 92.9 |
| 4.  | Justin Tucker (2013) | 38-41   | 92.7 |
| 5.  | Justin Tucker (2017) | 34-37   | 91.9 |

(min. 16 att.)

## TUCKER'S GAME-WINNERS

# 13

Career game-winning FGs by K Justin Tucker:

- 2018: Week 11 vs. Cin., 24 yards
- 2016: Week 3 at Jax., 53 yards
- 2016: Week 2 at Cle., 49 yards
- 2015: Week 11 vs. STL, 47 yards
- 2015: Week 8 vs. SD, 39 yards
- 2015: Week 4 at Pit., 52 yards OT
- 2014: Week 3 at Cle., 32 yards
- 2013: Week 15 at Det., 61 yards
- 2013: Week 10 vs. Cin., 46 yards OT
- 2013: Week 5 at Mia., 44 yards
- 2012: Div. at Den., 47 yards 2OT
- 2012: Week 12 at SD, 38 yards OT
- 2012: Week 3 vs. NE, 27 yards

**EXCLUDING 4 BLOCKS, JUSTIN TUCKER IS 105-OF-107 ON FGAs DATING BACK TO 12/13/15, WITH HIS 2 MISSES COMING FROM 58 AND 62 YARDS.**

**WHEN OMITTING THE 4 BLOCKED KICKS DURING THIS SPAN, "TUCK" HAS MADE AN AMAZING 105-STRAIGHT FGs FROM 57 YARDS AND IN.**

**TUCKER HAS ALSO MADE 21-STRAIGHT FGs BETWEEN 50-57 YARDS.**

## THE SECONDARY'S SERGEANT

A five-time Pro Bowler (including two as a Raven), **S Eric Weddle's** 29-career INTs stand third among active safeties. In his first year (2016) as a Raven, he produced a team-high 4 picks (tied, C.J. Mosley) and 89 tackles. In 2017, he posted 6 INTs (including 1 "pick-6"), ranking as a team best and tying (A.J. Bouye) for third overall in the NFL.

### NFL INTERCEPTIONS LEADERS / ACTIVE NFL SAFETIES

| Rk. | Player (Team)        | INTs | Yards | TDs |
|-----|----------------------|------|-------|-----|
| 1.  | Reggie Nelson (Oak.) | 38   | 486   | 1   |
| 2.  | Mike Adams (Car.)    | 30   | 337   | 2   |
| 3.  | Eric Weddle (Bal.)   | 29   | 467   | 4   |
| 4.  | Earl Thomas (Sea.)   | 28   | 417   | 2   |

**32 WEDDLE**  
12TH SEASON  
5 PRO BOWLS  
5-11, 200  
SAFETY



### INTERCEPTIONS LEADERS / SAFETIES / SINCE 2016

| Rk. | Player (Team)              | INTs | Yards | TDs |
|-----|----------------------------|------|-------|-----|
| 1.  | Ha Ha Clinton-Dix (Was.)   | 11   | 105   | 0   |
|     | D.J. Swearinger Sr. (Was.) | 11   | 79    | 0   |
| 3.  | Eric Weddle (Bal.)         | 10   | 177   | 1   |
|     | Tre Boston (Ari.)          | 10   | 87    | 0   |
|     | Kevin Byard (Ten.)         | 10   | 130   | 0   |
|     | Micah Hyde (Buf.)          | 10   | 91    | 0   |



**Active NFL Safety (Weddle) w/ at least 1,000 tackles, 25 INTs & 5 sacks**



**Active NFL Safeties (Weddle, Mike Adams, Reggie Nelson) w/ 25 INTs & 90 PD**



**Career Interceptions at M&T Bank Stadium (since joining Ravens)**

Weddle earned his first-ever AFC Defensive Player of the Week honor for his performance in 2017's Week 13 win over Detroit. In the game, he tallied 3 tackles, 1 strip-sack and a 45-yard interception return for a touchdown, leading the Ravens to a 44-20 victory.



# LAMAR JACKSON & GUS EDWARDS NOTES

## JACKSON'S STARTING DEBUT

**QB Lamar Jackson** made his first-career start in Week 11 vs. Cincy, boosting the Ravens to a 24-21 victory. Here are several notable feats by the first-round draft pick (32nd overall) from the game:

- Jackson completed 13 of 19 passes for 150 yards and 1 INT, adding 119 rushing yards on 26 carries.
- It marked the first time in NFL history that a team had a rookie QB and RB (Gus Edwards, 115) each surpass 100 rushing yards.
- Jackson's 119 rushing yards are the second most by a rookie QB since the 1970 AFL-NFL merger, with only **QB Robert Griffin III** having more (138 on 10/14/12 with Washington).
- The 119 stand as the most rushing yards by a QB in a starting debut, while his 26 attempts are the most by a QB in the modern NFL era.

### 8 JACKSON

**ROOKIE**  
6-2, 212  
**QUARTERBACK**



**475**

**Rushing Yards**  
Second Among NFL  
QBs (Josh Allen, 490)

**30**

**Rushing First Downs**  
Second Among NFL  
QBs (Cam Newton, 33)

### MOST THROUGH FIRST FOUR

Rookie **QB Lamar Jackson** has rushed for 336 yards in Baltimore's past four games (3-1 record). The first-round pick (32nd overall) has produced the most rushing yards by a QB in the first four starts of a career during the Super Bowl Era.

#### MOST RUSHING YARDS / FIRST FOUR STARTS AS A QB / PLAYERS WHO BEGAN THEIR CAREER IN SUPER BOWL ERA

| Rk. | Quarterback          | Att. | Yards | Avg. | TDs | Record |
|-----|----------------------|------|-------|------|-----|--------|
| 1.  | <b>Lamar Jackson</b> | 67   | 336   | 5.0  | 2   | 3-1    |
| 3.  | Tim Tebow            | 40   | 258   | 6.5  | 3   | 2-2    |
| 3.  | Terrelle Pryor       | 35   | 247   | 7.1  | 1   | 1-3    |
| 4.  | Robert Griffin III   | 41   | 234   | 5.7  | 4   | 2-2    |
| 5.  | Donovan McNabb       | 29   | 200   | 6.9  | 0   | 1-3    |

**QB Lamar Jackson**, the 2016 Heisman Trophy winner, is the only player in FBS history to rush for at least 1,500 yards and pass for at least 3,500 yards in a season, accomplishing the incredible feat twice (2016 & 2017) while at Louisville.

### NOSE FOR THE END ZONE

**QB Lamar Jackson** has produced 3 of the Ravens' 16 rushing TDs this season, which tie (NE & Pit.) for the NFL's fourth most.

#### RUSHING TOUCHDOWNS (NFL QBs / 2018 Season)

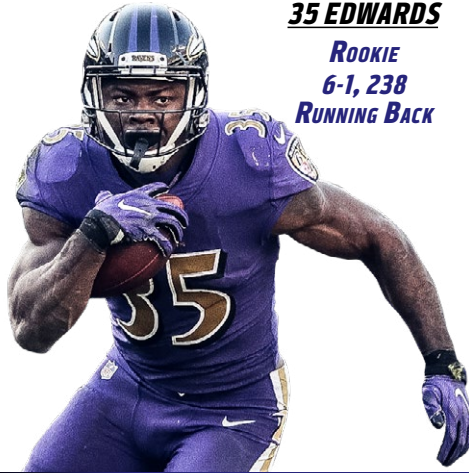
|    |                      |   |
|----|----------------------|---|
| 1. | Josh Allen           | 5 |
|    | Dak Prescott         | 5 |
| 3. | Drew Brees           | 4 |
|    | Cam Newton           | 4 |
| 5. | <b>Lamar Jackson</b> | 3 |
|    | Ben Roethlisberger   | 3 |
|    | Mitchell Trubisky    | 3 |

#### TEAM RUSHING TOUCHDOWNS (2018 Season)

| Rk. | Team                    | TDs |
|-----|-------------------------|-----|
| 1.  | New Orleans Saints      | 21  |
| 2.  | Denver Broncos          | 17  |
|     | Los Angeles Rams        | 17  |
| 4.  | <b>Baltimore Ravens</b> | 16  |
|     | New England/Pittsburgh  | 16  |

### 35 EDWARDS

**ROOKIE**  
6-1, 238  
**RUNNING BACK**



**19**

**Rushing First Downs**  
Third in the NFL  
Since Week 11

**382**

**Rushing Yards**  
Since Week 11  
NFL's Fourth Most

### 'GUS THE BUS' KEEPS ROLLING

Baltimore has rushed for over 190 yards in four-straight games, marking the NFL's first such occurrence since 2003 (Denver). Much of this success can be attributed to **RB Gus Edwards** and **QB Lamar Jackson**, who have posted 382 and 336 yards, respectively, each ranking in the NFL's Top 8 leaders since Week 11.

#### MOST RUSHING YARDS / SINCE WEEK 11 / PAST FOUR GAMES

| Rk. | Player               | Att. | Yards | Avg. | LG  | TDs |
|-----|----------------------|------|-------|------|-----|-----|
| 1.  | Saquon Barkley       | 78   | 538   | 6.90 | 78t | 4   |
| 2.  | Ezekiel Elliott      | 100  | 431   | 4.31 | 23t | 2   |
| 3.  | Lamar Miller         | 65   | 384   | 5.91 | 97t | 2   |
| 4.  | <b>Gus Edwards</b>   | 77   | 382   | 4.96 | 19  | 1   |
| 5.  | Phillip Lindsay      | 58   | 376   | 6.48 | 65t | 6   |
| 6.  | Derrick Henry        | 44   | 354   | 8.05 | 99t | 5   |
| 7.  | Christian McCaffrey  | 56   | 347   | 6.20 | 59  | 3   |
| 8.  | <b>Lamar Jackson</b> | 67   | 336   | 5.01 | 39  | 2   |

### RAVE REVIEWS FOR ROOKIE RB

In Week 12's 34-17 win vs. Oakland, rookie **RB Gus Edwards** rushed for over 100 yards for the second-straight game, finishing with 118 on 23 carries (5.1 average). With that performance...

• Edwards became just the second rookie in Ravens history to post back-to-back 100-yard rushing games (Jamal Lewis, 2000, Weeks 12-13).

• Edwards became the sixth undrafted rookie in the NFL's common draft era to produce 100-plus rushing yards in consecutive games. He joined Branden Oliver (2014), LeGarrette Blount (2010), Dominic Rhodes (2001), Fred Lane (1997) and Clark Gaines (1976) in accomplishing the feat.

• Edwards also became the first Raven to rush for back-to-back "100s" since RB Justin Forsett, who had three such games in November of 2014.



# RAVENS IN OUR COMMUNITY

## LAKWOOD ELEMENTARY

On Monday, Dec. 3, the Ravens and their players contributed nearly \$200,000 to Baltimore City Public Schools for efforts to upgrade the heating and air conditioning (HVAC) units at Lakewood Elementary School. Scheduled to begin running in January 2019, the HVAC installation is part of the Ravens' Social Justice Program, in which the team has pledged to match player donations that support social justice initiatives and engagement in the Baltimore community. The donation to Lakewood Elementary school marks the first funding distributed from the players' pledge through their fund. Ravens president Dick Cass, LS Morgan Cox, OLB Matthew Judon, DB/LB Anthony Levine Sr., WR Chris Moore, LB C.J. Mosley and DT Brandon Williams joined congressman Elijah Cummings, Baltimore City mayor Catherine Pugh and CEO of Baltimore City Public Schools Dr. Sonja Brookins Santelises to announce the contribution. Serving pre-K and kindergarten students, Lakewood Elementary is an early education school located in eastern Baltimore. Lakewood has an enrollment that consists of 65% of students on free and reduced lunch, and 50% of the student body is special needs.



## TEAM SMILE

On Monday, Dec. 3, Ravens Cheerleaders, mascot Poe, **LS Morgan Cox** and **CB/RS Cyrus Jones** (below) participated in a TeamSmile event in Baltimore City. Working with TeamSmile for the first time, the Ravens helped support a day of free dental care for underserved children. One hundred dental professionals, students and volunteers provided 300 area children from three local schools with free dental care. TeamSmile is a non-profit organization that has created partnerships with professional sports teams, local dentists, dental organizations, dental schools and area volunteers to help promote the importance of oral health care. Their mission is to create a fun dental experience to underserved children.



## TONY JEFFERSON'S SHOP WITH A JOCK

On Monday, Dec. 3, Ravens **S Tony Jefferson** (below), hosted the second annual Tony Jefferson's Shop With A Jock event. Held at the Walmart in Cockeysville, several teammates joined Jefferson as celebrity shoppers for 50 children from the Boys and Girls Clubs of Metropolitan Baltimore. The children were each given \$100, donated by Jefferson, to use on Christmas gifts for themselves and their families. The mission of the Boys and Girls Club is to help young people reach their full potential as productive, caring, responsible citizens. Players in attendance included **ILB Bam Bradley**, **CB Brandon Carr**, **CB Marlon Humphrey**, **DB/LB Anthony Levine Sr.**, **RB/WR Ty Montgomery**, **S Eric Weddle** and **DE Chris Wormley**.





## **JOHN HARBAUGH MONDAY PRESS CONFERENCE: WEEK 15 VS. BUCCANEERS**

**Can we get an update on QB Lamar Jackson's ankle injury? (David Ginsburg)** "Should be fine. It looks like it's OK – that's what [head certified athletic trainer] Ron Medlin told me this morning. I'm sure they'll look at Lamar again this [afternoon] as he comes in, but he hadn't been in yet, which is a good sign. I think he's going to be OK."

**Do you feel like there are any positives you can take away from going toe-to-toe with a team like Kansas City? (Jerry Coleman)** "Yes, there are lots of positives. No matter what the outcome would've been, it would've been the same game we played. There would've been so many things to learn from it and so many things to take from it, in terms of just the way the guys played. I thought the players played a really, really good football game, went toe-to-toe, fought like crazy, had a bunch of opportunities to win the game, fought back into the game, overcame a lot of adversity, made a lot of good plays. It was really good to see. I'm really proud of our guys. [We] got a lot of pressure on the quarterback. You can tick off a lot of things. I thought our coaches did a fantastic job with game-planning – have done a great job all year. In all three phases our coaching staff has been phenomenal. I'm very proud of our coaching staff. I think they stand for the right things, and our focus now as coaches is to make sure we take care of the things that are important in December. Let's make sure we're playing fundamental football. Let's make sure we're on point with our details. The thing I love about our players is they buy in to that; they believe in that. It shows up in the way that we've been playing – this game and the games before building in to that. So, what's important is what we do from here on out. We need to win. The way we look at it [is] we need to win three games in a row. We've been here before. Let's do it. But all we need to think about right now is Tampa Bay, our upcoming opponent, and play our best football on Sunday. That's what we'll be focused on doing."

**Were you able to watch any of the Steelers game coming back? (Jamison Hensley)** "No, we don't get the TV on the plane. We got the report right before we touched down though." (Reporter: "Any reaction to it?") "I was happy. I was very happy. Yes, can't say that we weren't happy. I mean, that's just the way it is. We're in a fight for the division against a coarse team that we have great respect for. But they're on their path, and we're on our path. We need to take care of our business. You want to advance in the National Football League? You have to win games, and that's what we're focused on doing."

**You have two ways to get in the playoffs. I realize you want to win your division, but you're only a half-game out of there. You already have a Wild Card spot as it stands now. Is it nice to have at least two options there? (David Ginsburg)** "It helps – sure. We just need to win games and let all that take care of itself – that's the main thing we need to do. Really, all we need to do is just focus on playing our best football on Sunday. Keep it simple; keep it about football. That's what we've been about from Day One. Our guys have been all about that, and I really appreciate that about them. I'm proud of this football team. I'm not just talking about yesterday's game. I'm talking about all year, from Day One when we first got here, and the mindset they've taken, the accountability, how trustworthy they are. As a coach, that's all you can ask for. Like I've said, it's been a joy every single day, coming in and coaching these guys. I told them it was an honor taking the field with them. It was an honor to take the field with them yesterday – coaches and players. Let's keep fighting and be the best we can be."

**With the situation that came up yesterday with FB/DL Pat Ricard and his tweets ... He addressed it, but is that something you, as the head coach, would feel the need to address to the entire team? Or do you let them work that out? (Childs Walker)** "That'll be based on what our team thinks. I probably will ... I know we will ... It's unacceptable. I don't care when it happens. I don't care if it happens [however] many years ago it happened. It's just not acceptable. He knows that; he said that. He told me that yesterday on the plane coming back – the first time I had the chance to talk to him about it. He's distraught. But still, that has to be dealt with. I'm not in the position. I don't live that. I think our players will be the ones to guide the ship on that just a little bit. I'll definitely be seeking their input. We'll see where it goes from there. It'll be dealt with internally, for sure."



**Is his status on the roster in question? (Jeff Zrebiec)** “I don’t know anything right now. We haven’t come to any decisions. Like I said, I think it’s an internal matter. It has to do with the relationships on our team and amongst those guys, and that’s between a group of men. We’ll let a group of men work it out.”

**Was he going to be inactive regardless? (Jerry Coleman)** “Oh, yes. He was going to be inactive regardless. Yes.”

**Is trying to find potentially bad stuff on social media from years back something that NFL organizations are trying to be more vigilant about? (Jonas Shaffer)** “You mean like for when we evaluate for the draft and those kinds of things?” (Reporter: “Yes.”) “Very vigilant, very vigilant. They do that. Eric [DeCosta, assistant general manager] could give you all the details to that, as far as they do deep dives on social media. They do everything they can to uncover that stuff before the fact, before it comes out. I’m certain we didn’t have that. First I’ve heard of it was yesterday.”

**It seemed like CB Marlon Humphrey didn’t play too much in the second half. How is he doing? How did CB Anthony Averett do with his most extensive action this season? (Luke Jones)** “Yes, good question. Marlon did play in the second half, but we rotated him with Anthony as we went. So, to your point – you’re exactly right. Anthony played well. He played really well, not surprisingly. He’s been playing well. He’s answered every bell so far that we’ve ... Every round he’s gone out there, he’s done a good job. He only gets better. It just makes our corner situation even better than it was before. I was really pleased with how he played. It helped Marlon, too, as far as the long-term health for him.”

**Is CB Marlon Humphrey’s injury something you feel like you’re going to have to worry about going forward? (Childs Walker)** “Well, that’s what it is – it’s just a groin. It’s annoying. It takes a while for it to go away completely. Sometimes you can re-tweak it a little bit, too. It’s probably something he’s going to be feeling for a while. It’s just the way groins are.”

**Now that you’ve had a chance to go back and look at the fourth-and-9 play yesterday, what did you see after looking at the film as opposed to seeing it live? Anything different? (Jerry Coleman)** “It was kind of just a miraculous kind of play, to be honest with you. So that’s what I saw.” (Reporter: “Have you seen anything like that before?”) “Yes. I saw one in Denver a few years back, a big playoff game. (laughter) Except that one went for a touchdown.” (Reporter: “So that was a miracle? Seriously? That’s the way you saw it yesterday? A miraculous play?”) “I don’t want to downgrade the term ‘miracle.’ There are a lot of miracles happening out there every single day.”

**What did you think of the way that RB Kenneth Dixon ran? Can you see him taking a bigger role moving forward because he’s running so well? (Ryan Mink)** “I could, yes. Kenneth played really well – ran hard, broke tackles, made people miss, did a good job in pass protection. He’s getting more comfortable with the offense again, assignment-wise, and things like that. So yes, I’d definitely expect to see Kenneth’s role to grow based on the fact he’s doing well with what he’s been given so far. You continue to earn more as you go.”

**Since the bye week, you’ve went from a pass-heavy offense to more of a run-heavy offense. It seems like that transition has been seamless. How difficult is it to shift from one style of offense during the season to another? (Jamison Hensley)** “It’s very difficult. But I also think that it wasn’t something that was impossible for us. Normally to do what’s been done would be basically impossible – expect for the fact that we’ve already built that into our offense. So, we were working the blocking schemes all along in practice, in training camp and all that. We’ve been calling more passes in games than we do now, by far. The read-option element is a much bigger part of it than it was – those RPOs also – than it was before. It was much more of a dropback, three-, five-, seven-step dropback game more before. But that’s also part of our gameplan still, just obviously, it’s all switched. It’s not impossible for that reason, but I think it’s remarkable and vary impressive that our coaches and players have been able to do that. We just have to try to find a way to win the next game.”

**Do you expect QB Joe Flacco to be active and play this week? (Luke Jones)** “I haven’t had a chance to sit down with all the parties, yet, involved. I think it stands to reason that if Joe is ready to go, then he’ll be part of the gameplan. He’s too



good of a player not to be. We'll just figure that out as we go this week, to what degree, how it works. Everybody will know going in – perhaps except everybody outside, mostly – unless I change my mind on that. I'm excited. If we get Joe back, it's good, because it's another good player. I'll say this also: Rob Griffin [III] has done a great job. When he's gone in, he's played very well. He's been really good at practice. It's a good situation to have, and we'll see where it takes us."

**You and QB Joe Flacco have a close relationship. Does that make the situation easier or more difficult to deal with? (Jeff Zrebiec)** "I haven't thought about it as easier or more difficult. I don't think it's a problem. It's a football decision. Everybody understands what we're trying to do. [We're] trying to put the best football team out there from one play to the next that we can – that's all. That's always what it's about. All the guys sitting in those chairs, where you're sitting right now, they understand that. We don't make it about anything other than football. We keep it simple, like I've said before. It's about football – that's what we're here for. Guys come from every part of the world, every background, every race, religion, creed – whatever else you want to say – town, country, East Coast, West Coast. They come together to sit in a room for what purpose? For football – that's what we're here for. So, we keep it about that, and let's roll."

**How did you think G/T James Hurst looked in the game? (James Hurst)** "I thought he was good. He would probably tell you not as good as he can be or as he has been, because he hasn't played for so long. He's only been lifting weights for about a week-and-a-half. I thought he did well, very well, for the circumstances. I know he can play a lot better. That's the good side: He's only going to get better. I know he'll get up to speed quickly because he's back at it now."

**Given your background in strength and conditioning, are most professional athletes able to regain the strength that they lost during that time off pretty quickly? (Jonas Shaffer)** "I think so. ... It comes back quick. You get strong quickly. So, he'll get it right back."

**How has CB/RS Cyrus Jones developed into his spot on special teams? (Todd Karpovich)** "He has. He's done a really good job. Maybe we do things a little differently [than New England]. I think he had some things he had to learn. I'm sure he'd tell you that, in terms of the way we read the returns and blocking and things like that. It did take him a few weeks to get accustomed to it, to get a feel for it – but he has now. He's doing a great job of setting up his blocks and taking advantage of what their coverage gives him. Our guys have done a good job of blocking, and that was huge for us. It was a huge play in the game for us. We had off-setting penalties; we elected make them kick it again. It turned out to be a great decision. [Special teams coordinator/associate head coach] Jerry Rosburg made that decision and wanted to do that, and boom – we got a big return. A lot of credit goes to the punt return team and coach Rosburg and [assistant special teams] coach [Chris] Horton."

**You had RB Kenneth Dixon in there for some of the really key plays at the end of the game. Did he earn that with the way he was running earlier in the game? (Childs Walker)** "Yes, absolutely."

**You had 15 QB hits yesterday. How do you feel about the pass rush right now? How much is it a credit to what the secondary is doing, allowing that to happen? (Cliff Brown)** "You're exactly right. You hit right on the head. I do feel good about our pass rush. Our guys are relentless. They're very energetic; they're strong guys. We do a lot with pressures and things like that – that's when the secondary comes in. They come in and cover early. It's not easy. There were times where ... I'll tell you – it was a heck of a challenge. It was a chess match, in terms of us covering and finding matches and hiding our coverages, and their offense and their quarterback figuring when we were going to free up some guys on routes, and it kind of went back and forth."

**Just as a clarification: You said QB Joe Flacco would be part of the gamelan if he's ready to go. Could that entail being a starter, or is that ... (Jamison Hensley)** "Like I said, I'll just have to let you know. It could entail anything right now. I know what we want to do; I have a plan. We have a plan. We talked about it. We have to talk to the guys about it, and whether we share that publicly, we'll decide as the week goes on."



# ALPHABETICAL ROSTER

As of Dec. 11

| No. | Name                | Pos.  | Ht.  | Wt. | Birthdate | Exp. | College               | Hometown             |
|-----|---------------------|-------|------|-----|-----------|------|-----------------------|----------------------|
| 37  | Allen, Javorius     | RB    | 6-0  | 218 | 8/27/91   | 4    | Southern California   | Miccosukee, FL       |
| 89  | Andrews, Mark       | TE    | 6-4  | 256 | 9/6/95    | R    | Oklahoma              | Scottsdale, AZ       |
| 28  | Averett, Anthony    | CB    | 5-11 | 178 | 11/30/94  | R    | Alabama               | Woodbury, NJ         |
| 49  | Board, Chris        | LB    | 6-2  | 229 | 7/23/95   | R    | North Dakota State    | Orlando, FL          |
| 54  | Bowser, Tyus        | OLB   | 6-3  | 242 | 5/23/95   | 2    | Houston               | Tyler, TX            |
| 86  | Boyle, Nick         | TE    | 6-4  | 270 | 2/17/93   | 4    | Delaware              | Sussex, NJ           |
| 77  | Bozeman, Bradley    | C     | 6-3  | 317 | 11/24/94  | R    | Alabama               | Roanoke, AL          |
| 78  | Brown Jr., Orlando  | T     | 6-8  | 345 | 5/2/96    | R    | Oklahoma              | Baltimore, MD        |
| 13  | Brown, John         | WR    | 5-11 | 178 | 4/3/90    | 5    | Pittsburg State       | Homestead, FL        |
| 26  | Canady, Maurice     | CB    | 6-1  | 193 | 5/26/94   | 3    | Virginia              | Richmond, VA         |
| 24  | Carr, Brandon       | CB    | 6-0  | 210 | 5/19/86   | 11   | Grand Valley State    | Flint, MI            |
| 36  | Clark, Chuck        | S     | 6-0  | 205 | 4/19/95   | 2    | Virginia Tech         | Suffolk, VA          |
| 46  | Cox, Morgan         | LS    | 6-4  | 235 | 4/26/86   | 9    | Tennessee             | Collierville, TN     |
| 15  | Crabtree, Michael   | WR    | 6-1  | 215 | 9/14/87   | 10   | Texas Tech            | Dallas, TX           |
| 30  | Dixon, Kenneth      | RB    | 5-10 | 228 | 1/21/94   | 3    | Louisiana Tech        | Strong, AR           |
| 35  | Edwards, Gus        | RB    | 6-1  | 238 | 4/13/95   | R    | Rutgers               | Staten Island, NY    |
| 71  | Eluemunor, Jermaine | G/T   | 6-4  | 335 | 12/13/94  | 2    | Texas A&M             | London, England      |
| 5   | Flacco, Joe         | QB    | 6-6  | 245 | 1/16/85   | 11   | Delaware              | Audubon, NJ          |
| 3   | Griffin III, Robert | QB    | 6-2  | 213 | 2/12/90   | 6    | Baylor                | Copperas Cove, TX    |
| 29  | Humphrey, Marlon    | CB    | 6-0  | 197 | 7/8/96    | 2    | Alabama               | Hoover, AL           |
| 81  | Hurst, Hayden       | TE    | 6-4  | 245 | 8/24/93   | R    | South Carolina        | Jacksonville, FL     |
| 74  | Hurst, James        | G/T   | 6-5  | 310 | 12/17/91  | 5    | North Carolina        | Plainfield, IN       |
| 8   | Jackson, Lamar      | QB    | 6-2  | 212 | 1/7/97    | R    | Louisville            | Pompano Beach, FL    |
| 23  | Jefferson, Tony     | S     | 5-11 | 211 | 1/27/92   | 6    | Oklahoma              | Chula Vista, CA      |
| 27  | Jones, Cyrus        | CB/RS | 5-10 | 200 | 11/29/93  | 3    | Alabama               | Baltimore, MD        |
| 99  | Judon, Matthew      | OLB   | 6-3  | 261 | 8/15/92   | 3    | Grand Valley State    | West Bloomfield, MI  |
| 4   | Koch, Sam           | P     | 6-1  | 222 | 8/13/82   | 13   | Nebraska              | Seward, NE           |
| 17  | Lasley, Jordan      | WR/RS | 6-1  | 213 | 11/13/96  | R    | UCLA                  | Compton, CA          |
| 41  | Levine Sr., Anthony | DB/LB | 5-11 | 207 | 3/27/87   | 7    | Tennessee State       | Abbeville, LA        |
| 72  | Lewis, Alex         | G/T   | 6-6  | 305 | 4/21/92   | 3    | Nebraska              | Tempe, AZ            |
| 88  | Montgomery, TY      | RB/WR | 6-0  | 216 | 1/22/93   | 4    | Stanford              | Jackson, MS          |
| 10  | Moore, Chris        | WR/RS | 6-1  | 200 | 6/16/93   | 3    | Cincinnati            | Tampa, FL            |
| 57  | Mosley, C.J.        | ILB   | 6-2  | 250 | 6/19/92   | 5    | Alabama               | Mobile, AL           |
| 48  | Onwuasor, Patrick   | ILB   | 6-0  | 227 | 8/22/92   | 3    | Portland State        | Inglewood, CA        |
| 97  | Pierce, Michael     | DT    | 6-0  | 340 | 11/6/92   | 3    | Samford               | Daphne, AL           |
| 42  | Ricard, Patrick     | FB/DL | 6-3  | 311 | 5/27/94   | 2    | Maine                 | Spencer, MA          |
| 95  | Sieler, Zach        | DT    | 6-6  | 290 | 9/7/95    | R    | Ferris State          | Pinckney, MI         |
| 68  | Skura, Matt         | G/C   | 6-3  | 313 | 2/17/93   | 2    | Duke                  | Columbus, OH         |
| 22  | Smith, Jimmy        | CB    | 6-2  | 210 | 7/26/88   | 8    | Colorado              | Colton, CA           |
| 90  | Smith, Za'Darius    | OLB   | 6-4  | 272 | 9/8/92    | 4    | Kentucky              | Greenville, AL       |
| 83  | Snead IV, Willie    | WR/RS | 5-11 | 205 | 10/17/92  | 4    | Ball State            | Muskegon (MI)        |
| 79  | Stanley, Ronnie     | T     | 6-6  | 315 | 3/18/94   | 3    | Notre Dame            | Las Vegas, NV        |
| 55  | Suggs, Terrell      | OLB   | 6-3  | 265 | 10/11/82  | 16   | Arizona State         | Chandler, AZ         |
| 9   | Tucker, Justin      | K     | 6-1  | 183 | 11/21/89  | 7    | Texas                 | Austin, TX           |
| 96  | Urban, Brent        | DE    | 6-7  | 300 | 5/5/91    | 5    | Virginia              | Mississauga, ON, CAN |
| 32  | Weddle, Eric        | S     | 5-11 | 195 | 1/4/85    | 12   | Utah                  | Alta Loma, CA        |
| 98  | Williams, Brandon   | DT    | 6-1  | 336 | 2/21/89   | 6    | Missouri Southern St. | Kirkwood, MO         |
| 87  | Williams, Maxx      | TE    | 6-4  | 252 | 4/12/94   | 4    | Minnesota             | Waconia, MN          |
| 56  | Williams, Tim       | OLB   | 6-3  | 252 | 11/12/93  | 2    | Alabama               | Baton Rouge, LA      |
| 93  | Wormley, Chris      | DE    | 6-5  | 300 | 10/25/93  | 2    | Michigan              | Toledo, OH           |
| 73  | Yanda, Marshal      | G/T   | 6-3  | 305 | 9/15/84   | 12   | Iowa                  | Anamosa, IA          |
| 40  | Young, Kenny        | LB    | 6-1  | 234 | 11/15/94  | R    | UCLA                  | Boutte, LA           |
| 25  | Young, Tavon        | CB    | 5-9  | 185 | 3/14/94   | 3    | Temple                | Oxon Hill, MD        |

## Practice Squad

|    |                           |       |      |     |          |   |                        |                    |
|----|---------------------------|-------|------|-----|----------|---|------------------------|--------------------|
| 63 | Amichia, Kofi             | G     | 6-3  | 304 | 7/29/94  | 1 | South Florida          | East Point, GA     |
| 60 | Crecelius, Randin         | G/T   | 6-5  | 300 | 8/5/96   | R | Portland State         | Lake Stevens, WA   |
| 31 | Daniel, Robertson         | CB    | 6-1  | 209 | 10/1/91  | 1 | Brigham Young          | San Jose, CA       |
| 39 | Ervin, Tyler              | RB    | 5-10 | 182 | 10/7/93  | 3 | San Jose State         | San Bernardino, CA |
| 45 | Ezeala, Christopher (IPP) | FB    | 5-11 | 248 | 9/19/95  | R | German Football League | Munich, Germany    |
| 84 | Grant, Janarion           | WR/RS | 5-10 | 173 | 11/20/93 | R | Rutgers                | Trilby, FL         |
| 33 | Jackson, Bennett          | CB    | 6-0  | 192 | 9/16/91  | 2 | Notre Dame             | Hazlet, NJ         |
| 58 | Jones, Alvin              | ILB   | 5-10 | 231 | 12/2/94  | R | UTEP                   | El Paso, TX        |
| 82 | Keizer, Nick              | TE    | 6-4  | 251 | 5/2/95   | R | Grand Valley State     | Portage, MI        |
| 65 | Siragusa, Nico            | G     | 6-4  | 330 | 5/10/94  | 2 | San Diego State        | San Diego, CA      |
| 14 | White, Tim                | WR/RS | 5-10 | 175 | 7/15/94  | 2 | Arizona State          | Los Angeles, CA    |

## Non-Football Injury List

|   |               |     |     |     |         |   |          |                   |
|---|---------------|-----|-----|-----|---------|---|----------|-------------------|
| 6 | Vedvik, Kaare | P/K | 6-3 | 210 | 3/16/94 | R | Marshall | Stavanger, Norway |
|---|---------------|-----|-----|-----|---------|---|----------|-------------------|

## Injured Reserve

|    |                        |    |      |     |         |   |                  |                    |
|----|------------------------|----|------|-----|---------|---|------------------|--------------------|
| 34 | Collins, Alex          | RB | 5-10 | 208 | 8/26/94 | 3 | Arkansas         | Ft. Lauderdale, FL |
| 21 | Elliott, DeShon        | S  | 6-0  | 210 | 4/21/97 | R | Texas            | Dallas, TX         |
| 69 | Henry, Willie          | DT | 6-3  | 291 | 3/20/94 | 3 | Michigan         | Cleveland, OH      |
| 38 | Jean-Baptiste, Stanley | CB | 6-3  | 216 | 4/12/90 | 3 | Nebraska         | Miami, FL          |
| 12 | Scott, Jaleel          | WR | 6-5  | 210 | 2/23/95 | R | New Mexico State | Rock Hill, SC      |
| 64 | Senat, Greg            | T  | 6-6  | 305 | 9/8/94  | R | Wagner           | Elmont, NY         |
| 47 | Turner, De'Lance       | RB | 5-11 | 214 | 8/23/95 | R | Alcorn State     | McClain, MS        |

## Physically Unable to Perform

|    |                   |     |      |     |         |   |                    |                |
|----|-------------------|-----|------|-----|---------|---|--------------------|----------------|
| 16 | Adeboyejo, Quincy | WR  | 6-3  | 200 | 5/26/95 | 1 | Mississippi        | Cedar Hill, TX |
| 53 | Bradley, Bam      | ILB | 5-11 | 232 | 6/26/94 | 2 | Pittsburgh         | Trotwood, OH   |
| 43 | Hill, Jaylen      | CB  | 5-10 | 175 | 5/26/94 | 2 | Jacksonville State | Marietta, GA   |

# NUMERICAL ROSTER

As of Dec. 11

| No.                                 | Name                     | Pos.  | Ht.  | Wt. | Birthdate | Exp. | College                | How Acq.      | 2018 Games |    |     |     |
|-------------------------------------|--------------------------|-------|------|-----|-----------|------|------------------------|---------------|------------|----|-----|-----|
|                                     |                          |       |      |     |           |      |                        |               | P          | S  | DNP | INA |
| 3                                   | Robert Griffin III       | QB    | 6-2  | 213 | 2/12/90   | 6    | Baylor                 | FA '18        | 3          | 0  | 1   | 9   |
| 4                                   | Sam Koch                 | P     | 6-1  | 222 | 8/13/82   | 13   | Nebraska               | D6a '06       | 13         | 0  | 0   | 0   |
| 5                                   | Joe Flacco               | QB    | 6-6  | 245 | 1/16/85   | 11   | Delaware               | D1 '08        | 9          | 9  | 0   | 4   |
| 8                                   | Lamar Jackson            | QB    | 6-2  | 212 | 1/7/97    | R    | Louisville             | D1b '18       | 13         | 4  | 0   | 0   |
| 9                                   | Justin Tucker            | K     | 6-1  | 183 | 11/21/89  | 7    | Texas                  | FA '12        | 13         | 0  | 0   | 0   |
| 10                                  | Chris Moore              | WR/RS | 6-1  | 200 | 6/16/93   | 3    | Cincinnati             | D4b '16       | 13         | 0  | 0   | 0   |
| 13                                  | John Brown               | WR    | 5-11 | 178 | 4/3/90    | 5    | Pittsburg State        | UFA (ARI) '18 | 13         | 12 | 0   | 0   |
| 15                                  | Michael Crabtree         | WR    | 6-1  | 215 | 9/14/87   | 10   | Texas Tech             | FA '18        | 13         | 13 | 0   | 0   |
| 17                                  | Jordan Lasley            | WR/RS | 6-1  | 213 | 11/13/96  | R    | UCLA                   | D5 '18        | 0          | 0  | 0   | 13  |
| 22                                  | Jimmy Smith              | CB    | 6-2  | 210 | 7/26/88   | 8    | Colorado               | D1 '11        | 9          | 7  | 0   | 0   |
| 23                                  | Tony Jefferson           | S     | 5-11 | 211 | 1/27/92   | 6    | Oklahoma               | UFA (ARI) '17 | 11         | 11 | 0   | 2   |
| 24                                  | Brandon Carr             | CB    | 6-0  | 210 | 5/19/86   | 11   | Grand Valley State     | UFA (DAL) '17 | 13         | 13 | 0   | 0   |
| 25                                  | Tavon Young              | CB    | 5-9  | 185 | 3/14/94   | 3    | Temple                 | D4a '16       | 12         | 6  | 0   | 1   |
| 26                                  | Maurice Canady           | CB    | 6-1  | 193 | 5/26/94   | 3    | Virginia               | D6b '16       | 4          | 0  | 0   | 2   |
| 27                                  | Cyrus Jones              | CB/RS | 5-10 | 200 | 11/29/93  | 3    | Alabama                | WAV (NE) '18  | 8          | 0  | 0   | 0   |
| 28                                  | Anthony Averett          | CB    | 5-11 | 178 | 11/30/94  | R    | Alabama                | D4a '18       | 8          | 0  | 0   | 5   |
| 29                                  | Marlon Humphrey          | CB    | 6-0  | 197 | 7/8/96    | 2    | Alabama                | D1 '17        | 11         | 7  | 0   | 2   |
| 30                                  | Kenneth Dixon            | RB    | 5-10 | 228 | 1/21/94   | 3    | Louisiana Tech         | D4e '16       | 3          | 0  | 0   | 0   |
| 32                                  | Eric Weddle              | S     | 5-11 | 195 | 1/4/85    | 12   | Utah                   | UFA (SD) '16  | 13         | 13 | 0   | 0   |
| 35                                  | Gus Edwards              | RB    | 6-1  | 238 | 4/13/95   | R    | Rutgers                | FA '18        | 8          | 3  | 0   | 0   |
| 36                                  | Chuck Clark              | S     | 6-0  | 205 | 4/19/95   | 2    | Virginia Tech          | D6 '17        | 13         | 1  | 0   | 0   |
| 37                                  | Javorius Allen           | RB    | 6-0  | 218 | 8/27/91   | 4    | Southern California    | D4b '15       | 13         | 0  | 0   | 0   |
| 40                                  | Kenny Young              | LB    | 6-1  | 234 | 11/15/94  | R    | UCLA                   | D4b '18       | 13         | 3  | 0   | 0   |
| 41                                  | Anthony Levine Sr.       | DB/LB | 5-11 | 207 | 3/27/87   | 7    | Tennessee State        | FA '12        | 13         | 1  | 0   | 0   |
| 42                                  | Patrick Ricard           | FB/DL | 6-3  | 311 | 5/27/94   | 2    | Maine                  | FA '17        | 10         | 2  | 0   | 3   |
| 46                                  | Morgan Cox               | LS    | 6-4  | 235 | 4/26/86   | 9    | Tennessee              | FA '10        | 13         | 0  | 0   | 0   |
| 48                                  | Patrick Onwuasor         | ILB   | 6-0  | 227 | 8/22/92   | 3    | Portland State         | FA '16        | 13         | 9  | 0   | 0   |
| 49                                  | Chris Board              | LB    | 6-2  | 229 | 7/23/95   | R    | North Dakota State     | FA '18        | 13         | 0  | 0   | 0   |
| 54                                  | Tyus Bowser              | OLB   | 6-3  | 242 | 5/23/95   | 2    | Houston                | D2 '17        | 12         | 0  | 0   | 1   |
| 55                                  | Terrell Suggs            | OLB   | 6-3  | 265 | 10/11/82  | 16   | Arizona State          | D1a '03       | 13         | 13 | 0   | 0   |
| 56                                  | Tim Williams             | OLB   | 6-3  | 252 | 11/12/93  | 2    | Alabama                | D3b '17       | 7          | 0  | 0   | 6   |
| 57                                  | C.J. Mosley              | ILB   | 6-2  | 250 | 6/19/92   | 5    | Alabama                | D1 '14        | 12         | 12 | 0   | 1   |
| 68                                  | Matt Skura               | G/C   | 6-3  | 313 | 2/17/93   | 2    | Duke                   | FA '16        | 13         | 13 | 0   | 0   |
| 71                                  | Jermaine Eluemunor       | G/T   | 6-4  | 335 | 12/13/94  | 2    | Texas A&M              | D5 '17        | 6          | 1  | 0   | 2   |
| 72                                  | Alex Lewis               | G/T   | 6-6  | 305 | 4/21/92   | 3    | Nebraska               | D4c '16       | 10         | 10 | 0   | 3   |
| 73                                  | Marshal Yanda            | G/T   | 6-3  | 305 | 9/15/84   | 12   | Iowa                   | D3b '07       | 13         | 13 | 0   | 0   |
| 74                                  | James Hurst              | G/T   | 6-5  | 310 | 12/17/91  | 5    | North Carolina         | FA '14        | 7          | 7  | 0   | 6   |
| 77                                  | Bradley Bozeman          | C     | 6-5  | 317 | 11/24/94  | R    | Alabama                | D6c '18       | 11         | 1  | 2   | 0   |
| 78                                  | Orlando Brown Jr.        | T     | 6-8  | 345 | 5/2/96    | R    | Oklahoma               | D3a '18       | 13         | 7  | 0   | 0   |
| 79                                  | Ronnie Stanley           | T     | 6-6  | 315 | 3/18/94   | 3    | Notre Dame             | D1 '16        | 12         | 12 | 0   | 1   |
| 81                                  | Hayden Hurst             | TE    | 6-4  | 245 | 8/24/93   | R    | South Carolina         | D1a '18       | 9          | 0  | 0   | 4   |
| 83                                  | Willie Snead IV          | WR/RS | 5-11 | 205 | 10/17/92  | 4    | Ball State             | RFA (NO) '18  | 13         | 7  | 0   | 0   |
| 86                                  | Nick Boyle               | TE    | 6-4  | 270 | 2/17/93   | 4    | Delaware               | D5a '15       | 13         | 11 | 0   | 0   |
| 87                                  | Maxx Williams            | TE    | 6-4  | 252 | 4/12/94   | 4    | Minnesota              | D2 '15        | 10         | 5  | 0   | 3   |
| 88                                  | Ty Montgomery            | RB/WR | 6-0  | 216 | 1/22/93   | 4    | Stanford               | TR (GB) '18   | 11         | 0  | 0   | 1   |
| 89                                  | Mark Andrews             | TE    | 6-5  | 256 | 9/6/95    | R    | Oklahoma               | D3b '18       | 13         | 3  | 0   | 0   |
| 90                                  | Za'Darius Smith          | OLB   | 6-4  | 272 | 9/8/92    | 4    | Kentucky               | D4a '15       | 13         | 7  | 0   | 0   |
| 93                                  | Chris Wormley            | DE    | 6-5  | 300 | 10/25/93  | 2    | Michigan               | D3a '17       | 13         | 6  | 0   | 0   |
| 95                                  | Zach Sieler              | DT    | 6-6  | 290 | 9/7/95    | R    | Ferris State           | D7 '18        | 2          | 0  | 0   | 11  |
| 96                                  | Brent Urban              | DE    | 6-7  | 300 | 5/5/91    | 5    | Virginia               | D4a '14       | 13         | 13 | 0   | 0   |
| 97                                  | Michael Pierce           | DT    | 6-0  | 340 | 11/6/92   | 3    | Samford                | FA '16        | 11         | 0  | 0   | 2   |
| 98                                  | Brandon Williams         | DT    | 6-1  | 336 | 2/21/89   | 6    | Missouri Southern St.  | D3 '13        | 13         | 13 | 0   | 0   |
| 99                                  | Matthew Judon            | OLB   | 6-3  | 261 | 8/15/92   | 3    | Grand Valley State     | D5 '16        | 13         | 6  | 0   | 0   |
| <b>Practice Squad</b>               |                          |       |      |     |           |      |                        |               |            |    |     |     |
| 14                                  | Tim White                | WR/RS | 5-10 | 175 | 7/15/94   | 2    | Arizona State          | FA '17        | 3          | 0  | 0   | 0   |
| 31                                  | Robertson Daniel         | CB    | 6-0  | 209 | 10/1/91   | 1    | Brigham Young          | FA '18        | 1          | 0  | 0   | 0   |
| 33                                  | Bennett Jackson          | CB    | 6-0  | 192 | 9/16/91   | 2    | Notre Dame             | FA '18        | 0          | 0  | 0   | 0   |
| 39                                  | Tyler Ervin              | RB    | 5-10 | 182 | 10/7/93   | 3    | San Jose State         | FA '18        | 9          | 0  | 0   | 0   |
| 45                                  | Christopher Ezeala (IPP) | FB    | 5-11 | 248 | 9/19/95   | R    | German Football League | IPP '18       | 0          | 0  | 0   | 0   |
| 58                                  | Alvin Jones              | ILB   | 5-10 | 231 | 12/2/94   | R    | UTEP                   | FA '18        | 0          | 0  | 0   | 0   |
| 60                                  | Randin Crecelius         | G/T   | 6-5  | 300 | 8/5/96    | R    | Portland State         | FA '18        | 0          | 0  | 0   | 0   |
| 63                                  | Kofi Amichia             | G     | 6-3  | 304 | 7/29/94   | 1    | South Florida          | FA '18        | 0          | 0  | 0   | 0   |
| 65                                  | Nico Siragusa            | G     | 6-4  | 330 | 5/10/94   | 2    | San Diego State        | D4 '17        | 0          | 0  | 0   | 0   |
| 82                                  | Nick Keizer              | TE    | 6-4  | 251 | 5/2/95    | R    | Grand Valley State     | FA '18        | 0          | 0  | 0   | 0   |
| 84                                  | Janarion Grant           | WR/RS | 5-10 | 173 | 11/20/93  | R    | Rutgers                | FA '18        | 2          | 0  | 0   | 0   |
| <b>Non-Football Injury List</b>     |                          |       |      |     |           |      |                        |               |            |    |     |     |
| 6                                   | Kaare Vedvik             | P/K   | 6-3  | 210 | 3/16/94   | R    | Marshall               | FA '18        | 0          | 0  | 0   | 0   |
| <b>Injured Reserve</b>              |                          |       |      |     |           |      |                        |               |            |    |     |     |
| 12                                  | Jaleel Scott             | WR    | 6-5  | 210 | 2/23/95   | R    | New Mexico State       | D4c '18       | 0          | 0  | 0   | 0   |
| 21                                  | DeShon Elliott           | S     | 6-1  | 210 | 4/21/97   | R    | Texas                  | D6a '18       | 0          | 0  | 0   | 0   |
| 34                                  | Alex Collins             | RB    | 5-10 | 208 | 8/26/94   | 3    | Arkansas               | FA '17        | 10         | 10 | 0   | 1   |
| 38                                  | Stanley Jean-Baptiste    | CB    | 6-3  | 216 | 4/12/90   | 3    | Nebraska               | FA '17        | 0          | 0  | 0   | 0   |
| 47                                  | De'Lance Turner          | RB    | 5-11 | 214 | 8/23/95   | R    | Alcorn State           | FA '18        | 4          | 0  | 0   | 0   |
| 64                                  | Greg Senat               | T     | 6-6  | 305 | 9/8/94    | R    | Wagner                 | D6b '18       | 0          | 0  | 0   | 0   |
| 69                                  | Willie Henry             | DT    | 6-3  | 291 | 3/20/94   | 3    | Michigan               | D4d '16       | 3          | 0  | 0   | 4   |
| <b>Physically Unable to Perform</b> |                          |       |      |     |           |      |                        |               |            |    |     |     |
| 16                                  | Quincy Adebeyejo         | WR    | 6-3  | 200 | 5/26/95   | 1    | Mississippi            | FA '17        | 0          | 0  | 0   | 0   |
| 43                                  | Jaylen Hill              | CB    | 5-10 | 175 | 5/26/94   | 2    | Jacksonville State     | FA '17        | 0          | 0  | 0   | 0   |
| 53                                  | Bam Bradley              | ILB   | 5-11 | 232 | 6/26/94   | 2    | Pittsburgh             | FA '17        | 0          | 0  | 0   | 0   |



# POSITIONAL ROSTER

As of Dec. 11

## QUARTERBACKS

|   |                    |     |
|---|--------------------|-----|
| 3 | Robert Griffin III | .QB |
| 5 | Joe Flacco         | .QB |
| 8 | Lamar Jackson      | .QB |

## WIDE RECEIVERS

|    |                  |       |
|----|------------------|-------|
| 10 | Chris Moore      | WR/RS |
| 13 | John Brown       | WR    |
| 15 | Michael Crabtree | WR    |
| 17 | Jordan Lasley    | WR/RS |
| 83 | Willie Snead IV. | WR/RS |

## RUNNING BACKS

|    |                |       |
|----|----------------|-------|
| 30 | Kenneth Dixon  | RB    |
| 35 | Gus Edwards    | RB    |
| 37 | Javorius Allen | RB    |
| 88 | Ty Montgomery  | RB/WR |

## TIGHT ENDS

|    |               |    |
|----|---------------|----|
| 81 | Hayden Hurst  | TE |
| 86 | Nick Boyle    | TE |
| 87 | Maxx Williams | TE |
| 89 | Mark Andrews  | TE |

## OFFENSIVE LINE

|    |                    |     |
|----|--------------------|-----|
| 68 | Matt Skura         | G/C |
| 71 | Jermaine Eluemunor | G/T |
| 72 | Alex Lewis         | G/T |
| 73 | Marshal Yanda      | G/T |
| 74 | James Hurst        | G/T |
| 77 | Bradley Bozeman    | C   |
| 78 | Orlando Brown Jr.  | T   |
| 79 | Ronnie Stanley     | T   |

## SPECIALISTS

|    |               |    |
|----|---------------|----|
| 4  | Sam Koch      | .P |
| 9  | Justin Tucker | .K |
| 46 | Morgan Cox    | LS |

## SECONDARY

|    |                    |       |
|----|--------------------|-------|
| 22 | Jimmy Smith        | CB    |
| 23 | Tony Jefferson     | .S    |
| 24 | Brandon Carr       | CB    |
| 25 | Tavon Young        | CB    |
| 26 | Maurice Canady     | CB    |
| 27 | Cyrus Jones        | CB/RS |
| 28 | Anthony Averett    | CB    |
| 29 | Marlon Humphrey    | CB    |
| 32 | Eric Weddle        | .S    |
| 36 | Chuck Clark        | .S    |
| 41 | Anthony Levine Sr. | DB/LB |

## LINEBACKERS

|    |                  |      |
|----|------------------|------|
| 40 | Kenny Young      | .LB  |
| 48 | Patrick Onwuasor | .ILB |
| 49 | Chris Board      | .LB  |
| 54 | Tyus Bowser      | OLB  |
| 55 | Terrell Suggs    | OLB  |
| 56 | Tim Williams     | OLB  |
| 57 | C.J. Mosley      | .ILB |
| 90 | Za'Darius Smith  | OLB  |
| 99 | Matthew Judon    | OLB  |

## DEFENSIVE LINE

|    |                  |       |
|----|------------------|-------|
| 42 | Patrick Ricard   | FB/DL |
| 93 | Chris Wormley    | .DE   |
| 95 | Zach Sieler      | .DT   |
| 96 | Brent Urban      | .DE   |
| 97 | Michael Pierce   | .DT   |
| 98 | Brandon Williams | .DT   |

## PRACTICE SQUAD

|    |                          |       |
|----|--------------------------|-------|
| 14 | Tim White                | WR/RS |
| 31 | Robertson Daniel         | CB    |
| 33 | Bennett Jackson          | CB    |
| 39 | Tyler Ervin              | RB    |
| 45 | Christopher Ezeala (IPP) | FB    |
| 58 | Alvin Jones              | .ILB  |
| 60 | Randin Crecelius         | G/T   |
| 63 | Kofi Amichia             | G     |
| 65 | Nico Siragusa            | G     |
| 82 | Nick Keizer              | TE    |
| 84 | Janarion Grant           | WR/RS |

## INJURED RESERVE

|    |                       |     |
|----|-----------------------|-----|
| 12 | Jaleel Scott          | WR  |
| 21 | DeShon Elliott        | .S  |
| 34 | Alex Collins          | RB  |
| 38 | Stanley Jean-Baptiste | CB  |
| 47 | De'Lance Turner       | RB  |
| 64 | Greg Senat            | .T  |
| 69 | Willie Henry          | .DT |

## PHYSICALLY UNABLE TO PERFORM (PUP)

|    |                  |      |
|----|------------------|------|
| 16 | Quincy Adebeyejo | WR   |
| 43 | Jaylen Hill      | CB   |
| 53 | Bam Bradley      | .ILB |

## NON-FOOTBALL INJURY LIST

|   |              |     |
|---|--------------|-----|
| 6 | Kaare Vedvik | P/K |
|---|--------------|-----|



# 2018 COACHING STAFF

John Harbaugh . . . . . Head Coach  
 Jerry Rosburg . . . . . Special Teams Coord. / Assc. Head Coach  
 Don Martindale . . . . . Defensive Coordinator  
 Marty Mornhinweg . . . . . Offensive Coordinator  
 Greg Roman . . . . . Assistant Head Coach / Tight Ends Coach  
 Richard Angulo . . . . . Assistant Offensive Line Coach  
 Juney Barnett . . . . . Assistant Strength & Conditioning Coach  
 Andy Bischoff . . . . . Offensive Assistant / TEs  
 Randy Brown . . . . . Specialists Coach  
 Joe Cullen . . . . . Defensive Line Coach  
 Joe D'Alessandris . . . . . Offensive Line Coach

Bobby Engram . . . . . Wide Receivers Coach  
 Thomas Hammock . . . . . Running Backs Coach  
 Chris Hewitt . . . . . Secondary Coach  
 Chris Horton . . . . . Assistant Special Teams Coach  
 Sterling Lucas . . . . . Quality Control - Defense  
 Mike Macdonald . . . . . Linebackers Coach  
 Steve Saunders . . . . . Head Strength & Conditioning Coach  
 James Urban . . . . . Quarterbacks Coach  
 Craig Ver Steeg . . . . . Senior Offensive Assistant  
 Matt Weiss . . . . . Football Strategy Coordinator / WRs  
 Drew Wilkins . . . . . Assistant Defensive Line / OLBs



# DEPTH CHART

*Updated by Ravens PR on Dec. 11*

## OFFENSE

|    |           |                    |           |                          |           |   |
|----|-----------|--------------------|-----------|--------------------------|-----------|---|
| WR | 83        | Willie Snead IV    | 10        | Chris Moore              |           |   |
| WR | 15        | Michael Crabtree   | <u>17</u> | <u>Jordan Lasley</u>     |           |   |
| WR | 13        | John Brown         |           |                          |           |   |
| LT | 79        | Ronnie Stanley     | 74        | James Hurst              | 71        | Jermaine Eluemunor  |
| LG | 72        | Alex Lewis*        | 74        | James Hurst              | <u>77</u> | <u>Bradley Bozeman</u>  |
| C  | 68        | Matt Skura         | 72        | Alex Lewis*              | <u>77</u> | <u>Bradley Bozeman</u>  |
| RG | 73        | Marshal Yanda      | 74        | James Hurst              | <u>77</u> | <u>Bradley Bozeman</u>  |
| RT | 74        | James Hurst        | <u>78</u> | <u>Orlando Brown Jr.</u> | 71        | Jermaine Eluemunor  |
| TE | 86        | Nick Boyle         | <u>81</u> | <u>Hayden Hurst</u>      | <u>89</u> | <u>Mark Andrews</u> 87 Maxx Williams                                  |
| QB | 5         | Joe Flacco*        | <u>8</u>  | <u>Lamar Jackson</u>     | 3         | Robert Griffin III  |
| RB | <u>35</u> | <u>Gus Edwards</u> | 37        | Javorius Allen           | 88        | Ty Montgomery (RB/WR)      30 Kenneth Dixon<br>42 Patrick Ricard (FB) |

## DEFENSE

|      |    |                  |           |                    |           |                                    |
|------|----|------------------|-----------|--------------------|-----------|------------------------------------|
| DT   | 93 | Chris Wormley    | 42        | Patrick Ricard     |           |                                    |
| NT   | 98 | Brandon Williams | 97        | Michael Pierce     |           |                                    |
| DE   | 96 | Brent Urban      | <u>95</u> | <u>Zach Sieler</u> |           |                                    |
| RUSH | 55 | Terrell Suggs    | 90        | Za'Darius Smith    | 56        | Tim Williams*                      |
| MLB  | 57 | C.J. Mosley      | <u>49</u> | <u>Chris Board</u> |           |                                    |
| WLB  | 48 | Patrick Onwuasor | <u>40</u> | <u>Kenny Young</u> |           |                                    |
| SAM  | 99 | Matthew Judon    | 54        | Tyus Bowser        |           |                                    |
| LCB  | 24 | Brandon Carr     | 22        | Jimmy Smith        | <u>28</u> | <u>Anthony Averett</u>             |
| SS   | 23 | Tony Jefferson*  | 41        | Anthony Levine Sr. |           |                                    |
| FS   | 32 | Eric Weddle      | 36        | Chuck Clark        |           |                                    |
| RCB  | 29 | Marlon Humphrey  | 25        | Tavon Young        | 26        | Maurice Canady      27 Cyrus Jones |

## SPECIAL TEAMS

|     |    |               |    |                 |           |                      |
|-----|----|---------------|----|-----------------|-----------|----------------------|
| P   | 4  | Sam Koch      |    |                 |           |                      |
| K   | 9  | Justin Tucker |    |                 |           |                      |
| H   | 4  | Sam Koch      |    |                 |           |                      |
| LS  | 46 | Morgan Cox    |    |                 |           |                      |
| KOR | 10 | Chris Moore   | 83 | Willie Snead IV | <u>17</u> | <u>Jordan Lasley</u> |
| PR  | 27 | Cyrus Jones   | 83 | Willie Snead IV | <u>17</u> | <u>Jordan Lasley</u> |

All Rookies Underlined      \*Missed last game with injury

## PRONUNCIATIONS

**PLAYERS:** Quincy Adebayo (add-ah-BOY-joe); Javorius Allen (juh-VAR-us); Anthony Averett (AY-vrett); Maurice Canady (CAN-uh-dee); Randin Crecelius (cruh-SILL-ee-us); Jermaine Eluemunor (EE-lew-mun-or); Chris Ezeala (ee-ZAH-lah); Janarion Grant (juh-NAIR-ee-on); Stanley Jean-Baptiste (GENE bap-TEEST); Sam Koch (Cook); Anthony Levine Sr. (luh-VEEN); Patrick Onwuasor (oh-WAH-so); Greg Senat (suh-NOT); Zach Sieler (SEE-ler); Matt Skura (SKUR-uh); Za'Darius Smith (zuh-DARE-ee-us); Marshal Yanda (YAWN-da); Kaare Vedvik (CORE-ee, VED-vick); Tavon Young (TAY-von) **COACHES:** Richard Angulo (an-GOO-low); Andy Bischoff (BISH-off); Joe D'Alessandris (dell-ah-SAN-dress); Marty Mornhinweg (MORE-ning-wig); Craig Ver Steeg (ver-STEGG)



# HOW THE RAVENS ARE BUILT

## BY YEAR SIGNED

| YEAR | PLAYER  | ACQ.   |
|------|---|--|
| 2003 | OLB Terrell Suggs   | D1a  |
| 2006 | P Sam Koch  | D6a  |
| 2007 | G/T Marshal Yanda   | D3b  |
| 2008 | QB Joe Flacco   | D1   |
| 2010 | LS Morgan Cox   | RFA  |
| 2011 | CB Jimmy Smith  | D1   |
| 2012 | DB/LB Anthony Levine Sr.<br>K Justin Tucker   | FA<br>RFA  |
| 2013 | DT Brandon Williams   | D3   |
| 2014 | OL James Hurst<br>LB C.J. Mosley<br>DE Brent Urban  | RFA<br>D1<br>D4a   |
| 2015 | RB Javorius Allen<br>TE Nick Boyle<br>OLB Za'Darius Smith<br>TE Maxx Williams   | D4b<br>D5a<br>D4a<br>D2  |
| 2016 | CB Maurice Canady<br>RB Kenneth Dixon<br>DT Willie Henry [Injured Reserve]<br>OLB Matthew Judon<br>G/T Alex Lewis<br>WR Chris Moore<br>ILB Patrick Onwuasor<br>DT Michael Pierce<br>G/C Matt Skura<br>T Ronnie Stanley<br>S Eric Weddle<br>CB Tavon Young   | D6b<br>D4e<br>D4d<br>D5<br>D4c<br>D4b<br>RFA<br>RFA<br>FA<br>D1<br>UFA (SD)<br>D4a   |
| 2017 | WR Quincy Adeboyejo [PUP List]<br>OLB Tyus Bowser<br>LB Bam Bradley [PUP List]<br>CB Brandon Carr<br>S Chuck Clark<br>RB Alex Collins [Injured Reserve]<br>G/T Jermaine Eluemunor<br>CB Jaylen Hill [PUP List]<br>CB Marlon Humphrey<br>CB Stanley Jean-Baptiste [Injured Reserve]<br>S Tony Jefferson<br>FB/DL Patrick Ricard<br>OLB Tim Williams<br>DE Chris Wormley  | RFA<br>D2<br>RFA<br>UFA (Dal.)<br>D6<br>FA<br>D5<br>RFA<br>D1<br>FA<br>UFA (Ari.)<br>RFA<br>D3b<br>D3a   |
| 2018 | TE Mark Andrews<br>CB Anthony Averett<br>LB Chris Board<br>C Bradley Bozeman<br>WR John Brown<br>T Orlando Brown Jr.<br>WR Michael Crabtree<br>RB Gus Edwards<br>S DeShon Elliott [Injured Reserve]<br>QB Robert Griffin III<br>TE Hayden Hurst<br>QB Lamar Jackson<br>CB/RS Cyrus Jones<br>WR Jordan Lasley<br>RB/WR Ty Montgomery<br>WR Jaleel Scott [Injured Reserve]<br>T Greg Senat [Injured Reserve]<br>DT Zach Sieler<br>WR Willie Snead IV<br>RB De'Lance Turner [Injured Reserve]<br>P/K Kaare Vedvik [Non-Football Injury List]<br>LB Kenny Young | D3b<br>D4a<br>RFA<br>D6c<br>FA<br>D3a<br>FA<br>RFA<br>D6a<br>FA<br>D1a<br>D1b<br>WAV (NE)<br>D5<br>TR (GB)<br>D4c<br>D6b<br>D7<br>Res. FA (NO)<br>RF<br>RFA<br>D4b |

## BY DRAFT ROUND

| 1st ROUND (10)                              | TEAM          | YEAR        |
|---|---------------|-------------|
| OLB Terrell Suggs                           | Baltimore     | 2003 (10th) |
| QB Joe Flacco                               | Baltimore     | 2008 (18th) |
| WR Michael Crabtree                         | San Francisco | 2009 (10th) |
| CB Jimmy Smith                              | Baltimore     | 2011 (27th) |
| QB Robert Griffin III                       | Washington    | 2012 (2nd)  |
| LB C.J. Mosley                              | Baltimore     | 2014 (17th) |
| T Ronnie Stanley                            | Baltimore     | 2016 (6th)  |
| CB Marlon Humphrey                          | Baltimore     | 2017 (16th) |
| TE Hayden Hurst                             | Baltimore     | 2018 (21st) |
| QB Lamar Jackson                            | Baltimore     | 2018 (32nd) |
| <b>2nd ROUND (5)</b>                        |               |             |
| S Eric Weddle                               | San Diego     | 2007        |
| CB Stanley Jean-Baptiste [Injured Reserve]  | New Orleans   | 2014        |
| TE Maxx Williams                            | Baltimore     | 2015        |
| CB/RS Cyrus Jones                           | New England   | 2016        |
| OLB Tyus Bowser                             | Baltimore     | 2017        |
| <b>3rd ROUND (8)</b>                        |               |             |
| G/T Marshal Yanda                           | Baltimore     | 2007        |
| DT Brandon Williams                         | Baltimore     | 2013        |
| WR John Brown                               | Arizona       | 2014        |
| RB/WR Ty Montgomery                         | Green Bay     | 2015        |
| OLB Tim Williams                            | Baltimore     | 2017        |
| DE Chris Wormley                            | Baltimore     | 2017        |
| TE Mark Andrews                             | Baltimore     | 2018        |
| T Orlando Brown Jr.                         | Baltimore     | 2018        |
| <b>4th ROUND (11)</b>                       |               |             |
| DE Brent Urban                              | Baltimore     | 2014        |
| RB Javorius Allen                           | Baltimore     | 2015        |
| OLB Za'Darius Smith                         | Baltimore     | 2015        |
| DT Willie Henry [Injured Reserve]           | Baltimore     | 2016        |
| RB Kenneth Dixon                            | Baltimore     | 2016        |
| G/T Alex Lewis                              | Baltimore     | 2016        |
| WR Chris Moore                              | Baltimore     | 2016        |
| CB Tavon Young                              | Baltimore     | 2016        |
| CB Anthony Averett                          | Baltimore     | 2018        |
| WR Jaleel Scott [Injured Reserve]           | Baltimore     | 2018        |
| LB Kenny Young                              | Baltimore     | 2018        |
| <b>5th ROUND (6)</b>                        |               |             |
| CB Brandon Carr                             | Kansas City   | 2008        |
| TE Nick Boyle                               | Baltimore     | 2015        |
| RB Alex Collins [Injured Reserve]           | Seattle       | 2016        |
| OLB Matthew Judon                           | Baltimore     | 2016        |
| G/T Jermaine Eluemunor                      | Baltimore     | 2017        |
| WR Jordan Lasley                            | Baltimore     | 2018        |
| <b>6th ROUND (6)</b>                        |               |             |
| P Sam Koch                                  | Baltimore     | 2006        |
| CB Maurice Canady                           | Baltimore     | 2016        |
| S Chuck Clark                               | Baltimore     | 2017        |
| C Bradley Bozeman                           | Baltimore     | 2018        |
| S DeShon Elliott [Injured Reserve]          | Baltimore     | 2018        |
| T Greg Senat [Injured Reserve]              | Baltimore     | 2018        |
| <b>7th ROUND (1)</b>                        |               |             |
| DT Zach Sieler                              | Baltimore     | 2018        |
| <b>UNDRAFTED (17)</b>                       |               |             |
| LS Morgan Cox                               | Baltimore     | 2010        |
| DB Anthony Levine Sr.                       | Green Bay     | 2010        |
| K Justin Tucker                             | Baltimore     | 2012        |
| S Tony Jefferson                            | Arizona       | 2013        |
| OL James Hurst                              | Baltimore     | 2014        |
| WR Willie Snead IV                          | Cleveland     | 2014        |
| ILB Patrick Onwuasor                        | Baltimore     | 2016        |
| DT Michael Pierce                           | Baltimore     | 2016        |
| G/C Matt Skura                              | Baltimore     | 2016        |
| WR Quincy Adeboyejo [PUP]                   | Baltimore     | 2017        |
| LB Bam Bradley [PUP]                        | Baltimore     | 2017        |
| CB Jaylen Hill [PUP]                        | Baltimore     | 2017        |
| FB/DL Patrick Ricard                        | Baltimore     | 2017        |
| LB Chris Board                              | Baltimore     | 2018        |
| RB Gus Edwards                              | Baltimore     | 2018        |
| RB De'Lance Turner [Injured Reserve]        | Baltimore     | 2018        |
| P/K Kaare Vedvik [Non-Football Injury List] | Baltimore     | 2018        |





# GAME-BY-GAME STARTERS

## OFFENSE

| GAME                    | WR       | LT       | LG             | C     | RG    | RT              | TE             | WR       | QB             | RB             | WR             | OTHER       |
|-------------------------|----------|----------|----------------|-------|-------|-----------------|----------------|----------|----------------|----------------|----------------|-------------|
| Sept. 9 vs. Buffalo     | Crabtree | Stanley  | Lewis          | Skura | Yanda | J. Hurst        | Boyle          | J. Brown | Flacco         | Collins        | M. Williams    | (TE)        |
| Sept. 13 at Cincinnati  | Crabtree | Stanley  | Lewis          | Skura | Yanda | J. Hurst        | <b>Andrews</b> | J. Brown | Flacco         | Collins        | Snead IV       |             |
| Sept. 23 vs. Denver     | Crabtree | Stanley  | Lewis          | Skura | Yanda | J. Hurst        | Boyle          | J. Brown | Flacco         | Collins        | M. Williams    | (TE)        |
| Sept. 30 at Pittsburgh  | Crabtree | Stanley  | Lewis          | Skura | Yanda | J. Hurst        | Boyle          | J. Brown | Flacco         | Collins        | M. Williams    | (TE)        |
| Oct. 7 at Cleveland     | Crabtree | Stanley  | Lewis          | Skura | Yanda | J. Hurst        | Boyle          | Snead IV | Flacco         | Collins        | M. Williams    | (TE)        |
| Oct. 14 at Tennessee    | Crabtree | Stanley  | Lewis          | Skura | Yanda | J. Hurst        | <b>Andrews</b> | J. Brown | Flacco         | Collins        | M. Williams    | (TE)        |
| Oct. 21 vs. New Orleans | Crabtree | Stanley  | <b>Bozeman</b> | Skura | Yanda | <b>O. Brown</b> | Boyle          | J. Brown | Flacco         | Collins        | Snead IV       |             |
| Oct. 28 at Carolina     | Crabtree | Stanley  | Grasu          | Skura | Yanda | O. Brown        | Boyle          | J. Brown | Flacco         | Collins        | Snead IV       |             |
| Nov. 4 vs. Pittsburgh   | Crabtree | Elumunor | Lewis          | Skura | Yanda | O. Brown        | Boyle          | J. Brown | Flacco         | Collins        | n/a            | Ricard (FB) |
| Nov. 18 vs. Cincinnati  | Crabtree | Stanley  | Lewis          | Skura | Yanda | O. Brown        | Boyle          | J. Brown | <b>Jackson</b> | Collins        | <b>Andrews</b> | (TE)        |
| Nov. 25 vs. Oakland     | Crabtree | Stanley  | Lewis          | Skura | Yanda | O. Brown        | Boyle          | J. Brown | Jackson        | <b>Edwards</b> | Snead IV       |             |
| Dec. 2 at Atlanta       | Crabtree | Stanley  | Lewis          | Skura | Yanda | O. Brown        | Boyle          | J. Brown | Jackson        | Edwards        | Snead IV       |             |
| Dec. 9 at Kansas City   | Crabtree | Stanley  | J. Hurst       | Skura | Yanda | O. Brown        | Boyle          | J. Brown | Jackson        | Edwards        | Snead IV       |             |
| Dec. 16 vs. Tampa Bay   |          |          |                |       |       |                 |                |          |                |                |                |             |
| Dec. 22/23 at LAC       |          |          |                |       |       |                 |                |          |                |                |                |             |
| Dec. 30 vs. Cleveland   |          |          |                |       |       |                 |                |          |                |                |                |             |

## DEFENSE

| GAME                    | NT          | DE    | DT      | SAM      | MIKE            | WILL      | RUSH  | RCB      | LCB  | SS           | FS     | OTHER                 |
|-------------------------|-------------|-------|---------|----------|-----------------|-----------|-------|----------|------|--------------|--------|-----------------------|
| Sept. 9 vs. Buffalo     | B. Williams | Urban | n/a     | Z. Smith | Mosley          | Onwuasor  | Suggs | Humphrey | Carr | Jefferson    | Weddle | T. Young (DB)         |
| Sept. 13 at Cincinnati  | B. Williams | Urban | Wormley | Judon    | Mosley          | Onwuasor  | Suggs | Humphrey | Carr | Jefferson    | Weddle | n/a                   |
| Sept. 23 vs. Denver     | B. Williams | Urban | Wormley | Judon    | <b>K. Young</b> | McClellan | Suggs | Humphrey | Carr | Jefferson    | Weddle | n/a                   |
| Sept. 30 at Pittsburgh  | B. Williams | Urban | n/a     | Z. Smith | Mosley          | K. Young  | Suggs | Humphrey | Carr | Jefferson    | Weddle | T. Young (DB)         |
| Oct. 7 at Cleveland     | B. Williams | Urban | Wormley | Judon    | Mosley          | K. Young  | Suggs | n/a      | Carr | Jefferson    | Weddle | <b>P. Ricard (DL)</b> |
| Oct. 14 at Tennessee    | B. Williams | Urban | Wormley | Judon    | Mosley          | Onwuasor  | Suggs | Humphrey | Carr | Jefferson    | Weddle | n/a                   |
| Oct. 21 vs. New Orleans | B. Williams | Urban | Wormley | Judon    | Mosley          | n/a       | Suggs | J. Smith | Carr | Jefferson    | Weddle | T. Young (DB)         |
| Oct. 28 at Carolina     | B. Williams | Urban | Wormley | Judon    | Mosley          | Onwuasor  | Suggs | J. Smith | Carr | Jefferson    | Weddle |                       |
| Nov. 4 vs. Pittsburgh   | B. Williams | Urban | n/a     | Z. Smith | Mosley          | Onwuasor  | Suggs | J. Smith | Carr | Jefferson    | Weddle | T. Young (DB)         |
| Nov. 18 vs. Cincinnati  | B. Williams | Urban | n/a     | Z. Smith | Mosley          | Onwuasor  | Suggs | J. Smith | Carr | Jefferson    | Weddle | T. Young (DB)         |
| Nov. 25 vs. Oakland     | B. Williams | Urban | n/a     | Z. Smith | Mosley          | Onwuasor  | Suggs | Humphrey | Carr | Jefferson    | Weddle | J. Smith (CB)         |
| Dec. 2 at Atlanta       | B. Williams | Urban | n/a     | Z. Smith | Mosley          | Onwuasor  | Suggs | J. Smith | Carr | <b>Clark</b> | Weddle | T. Young (DB)         |
| Dec. 9 at Kansas City   | B. Williams | Urban | n/a     | Z. Smith | Mosley          | Onwuasor  | Suggs | Humphrey | Carr | Clark        | Weddle | J. Smith (CB)         |
| Dec. 16 vs. Tampa Bay   |             |       |         |          |                 |           |       |          |      |              |        |                       |
| Dec. 22/23 at LAC       |             |       |         |          |                 |           |       |          |      |              |        |                       |
| Dec. 30 vs. Cleveland   |             |       |         |          |                 |           |       |          |      |              |        |                       |

**Bold denotes first NFL start**



## 2018 TRANSACTIONS

- **Jan. 1:** Re-signed RB John Crockett, T Steven Moore, FB Ricky Ortiz and QB Josh Woodrum to Reserve/Future contracts
- **Jan. 2:** Re-signed CB Robertson Daniel to a Reserve/Future contract.
- **Jan. 3:** Signed **CB Bennett Jackson** to a Reserve/Future contract.
- **Jan. 11:** Re-signed CB Robert Nelson to a Reserve/Future contract.
- **Feb. 6:** Signed free agent **WR DeVier Posey**.
- **March 6:** Signed a new renegotiated deal with DE Brent Urban.
- **March 12:** Terminated the contract of vested veteran DB Lardarius Webb; Signed a new renegotiated deal with G/T James Hurst.
- **March 13:** Terminated the contract of vested veteran RB Danny Woodhead.
- **March 14:** Terminated the contract of vested veteran WR Jeremy Maclin.
- **March 15:** Signed UFA (Ari.) **WR John Brown**.
- **March 16:** Signed free agent **WR Michael Crabtree**.
- **April 11:** Signed free agent **QB Robert Griffin III**.
- **April 14:** Re-signed exclusive rights free agent RB Alex Collins.
- **April 16:** Re-signed exclusive rights free agents WR Quincy Adeboyejo, DB Stanley Jean-Baptiste, TE Vince Mayle, LB Patrick Onwuasor, G Maurquice Shakir and G/C Matt Skura.
- **April 24:** Waived (failed physical) C Brandon Kublanow and T Stephane Nembot.
- **April 26:** Signed restricted free agent (NO) **WR Willie Snead IV**.
- **May 1:** Claimed off waivers (Cle.) **DB Kai Nacua**.
- **May 2:** Waived RB John Crockett.
- **May 3:** Waived CB Robertson Daniel.
- **May 4:** Signed 15 undrafted rookie free agents: **WR Jaelon Acklin, G Randin Crecelius, RB Gus Edwards, G Justin Evans, ILB Alvin Jones, TE Nick Keizer, DE Christian LaCouture, WR Andre Levrone, LB Mason McKenrick, LS Trent Sieg, C Alex Thompson, RB Mark Thompson, RB De'Lance Turner, P Kaare Vedvik and DB Darius Williams**; Waived T Steven Moore.
- **May 5:** Signed 2018 draft picks **CB Anthony Averett, C Bradley Bozeman, S DeShon Elliott, WR Jordan Lasley, WR Jaleel Scott, T Greg Senat, DE Zach Sieler and LB Kenny Young**.
- **May 7:** Waived LB Mason McKenrick and FB Ricky Ortiz; Signed rookie free agents **WR Janarion Grant** and **DE Myles Humphrey**.
- **May 14:** Signed rookie free agent **DE Da'Sean Downey** and International Practice Player **FB Christopher Ezeala**.
- **May 17:** Signed 2018 draft picks **TE Mark Andrews** and **T Orlando Brown Jr.**
- **June 1:** Waived DE Da'Sean Downey; Signed rookie free agent **LB Chris Board**.
- **June 5:** Signed 2018 first-round draft pick QB Lamar Jackson.
- **June 11:** Waived CB Robert Nelson Jr.; Signed rookie free agent **CB Jackson Porter**.
- **June 20:** Signed 2018 draft pick **TE Hayden Hurst**.
- **July 12:** Placed rookie G/C Alex Thompson on Reserve - Did Not Report.
- **July 21:** Signed free agent **G Cameron Lee**.
- **Aug. 6:** Waived (injured) WR Jaelon Acklin, who reverted to Injured Reserve; **TE Darren Waller** was reinstated by the Commissioner following suspension.
- **Aug 27:** Placed WR Jaleel Scott on Injured Reserve and re-signed DB Robertson Daniel.
- **Aug 28:** Traded LB Kamalei Correa to the Tennessee Titans for a 2019 sixth-round draft choice.
- **Aug. 31:** Waived DB Robertson Daniel, G/T Andrew Donnal, G Justin Evans, TE Nick Keizer, DE Christian LaCouture, DB Kai Nacua, CB Jackson Porter, WR DeVier Posey and LS Trent Sieg; Waived (injured) ILB Alvin Jones, who reverted to Injured Reserve; Placed S DeShon Elliott, DB Bennett Jackson, CB Stanley Jean-Baptiste and T Greg Senat on Injured Reserve; WR Quincy Adeboyejo, LB Bam Bradley and CB Jaylen Hill remained on the PUP list.
- **Sept. 1:** Waived G Randin Crecelius, DT Carl Davis, RB Gus Edwards, FB Christopher Ezeala, DE/LB Myles Humphrey, DE Bronson Kaufusi, G Cameron Lee, WR Andre Levrone, TE/WR Vince Mayle, WR Breshad Perriman, G Maurquice Shakir, G Nico Siragusa, RB Mark Thompson, RB De'Lance Turner, TE Darren Waller, WR/RS Tim White and QB Josh Woodrum; Terminated the contract of vested veteran LB Albert McClellan; Placed K/P Kaare Vedvik on the Non-Football Injury list.
- **Sept. 2:** Signed G Randin Crecelius, RB Gus Edwards, DE/LB Myles Humphrey, G Nico Siragusa, RB De'Lance Turner, TE Darren Waller and WR/RS Tim White to the practice squad; Signed FB Christopher Ezeala to the practice squad as part of the NFL's International Player Pathway program.
- **Sept. 3:** Signed DB Robertson Daniel, DE Christian LaCouture and **CB Cyrus Jones** to the practice squad.
- **Sept. 4:** Waived (injury settlement) WR Jaelon Acklin.
- **Sept. 6:** Waived (injury settlements) DB Bennett Jackson and ILB Alvin Jones.
- **Sept. 12:** Placed RB Kenneth Dixon (knee) on Injured Reserve; Elevated RB De'Lance Turner from the practice squad to the 53-man roster.
- **Sept. 15:** Re-signed DB Kai Nacua to the practice squad.
- **Sept. 17:** Placed CB Maurice Canady on Injured Reserve; Re-signed LB Albert McClellan to the 53-man roster.
- **Sept. 19:** Signed **CB Makinton Dorleant** to the practice squad after CB/RS Cyrus Jones was signed by New England off the practice squad.
- **Sept. 22:** Waived G/T Jermaine Eluemunor and WR/RS Janarion Grant; Elevated CB Robertson Daniel and WR/RS Tim White from the practice squad to the 53-man roster.
- **Sept 24:** Waived CB Robertson Daniel and signed free agent **C Hroniss Grasu**.
- **Sept. 25:** Re-signed G/T Jermaine Eluemunor and WR/RS Janarion Grant to the practice squad.
- **Sept. 26:** Waived DE/LB Myles Humphrey from the practice squad and re-signed CB Robertson Daniel to the practice squad.
- **Oct. 4:** Waived DE Christian LaCouture from the practice squad and re-signed WR Andre Levrone to the practice squad.
- **Oct. 7:** Waived CB Darius Williams and activated CB Jimmy Smith from the Commissioner Exempt list following his suspension.
- **Oct. 8:** Waived WR/RS Tim White; Claimed CB/RS Cyrus Jones (NE) off waivers.
- **Oct. 9:** Waived G Randin Crecelius from the practice squad and re-signed WR/RS Tim White to the practice squad.
- **Oct. 13:** Placed RB De'Lance Turner on Injured Reserve and elevated RB Gus Edwards from the practice squad to the 53-man roster.
- **Oct. 15:** Waived WR Andre Levrone and DB Kai Nacua from the practice squad; Re-signed G/T Randin Crecelius, LB Alvin Jones and RB Mark Thompson to the practice squad.
- **Oct. 23:** Placed DT Willie Henry on Injured Reserve and elevated G/T Jermaine Eluemunor from the practice squad to the 53-man roster.
- **Oct. 24:** Signed **G Kofi Amichia** to the practice squad.
- **Oct. 30:** Acquired **RB/WR Ty Montgomery** from the Green Bay Packers in exchange for an undisclosed future draft pick; Terminated the contract of vested veteran LB Albert McClellan.
- **Nov. 14:** Waived CB Makinton Dorleant from the practice squad and signed **RB Tyler Ervin**.
- **Nov. 24:** Waived G/C Hroniss Grasu and activated CB Maurice Canady from Injured Reserve - Designated for Return.
- **Nov. 27:** Waived RB Mark Thompson from the practice squad and re-signed CB Bennett Jackson.
- **Nov. 28:** Re-signed TE Nick Keizer to the practice squad after TE Darren Waller was signed off the practice squad by Oakland.
- **Dec. 1:** Placed RB Alex Collins on Injured Reserve and activated RB Kenneth Dixon from Injured Reserve.

(Bold denotes first time player has joined the Ravens.)



# 2018 RAVENS STATISTICS

| WON 7, LOST 6 |            |                  |        |
|---------------|------------|------------------|--------|
| 09/09         | W 47- 3    | Buffalo          | 70,591 |
| 09/13         | L 23-34    | at Cincinnati    | 50,018 |
| 09/23         | W 27-14    | Denver           | 70,156 |
| 09/30         | W 26-14    | at Pittsburgh    | 62,030 |
| 10/07         | L 9-12 OT  | at Cleveland     | 67,431 |
| 10/14         | W 21- 0    | at Tennessee     | 64,441 |
| 10/21         | L 23-24    | New Orleans      | 70,639 |
| 10/28         | L 21-36    | at Carolina      | 73,843 |
| 11/04         | L 16-23    | Pittsburgh       | 70,997 |
| 11/18         | W 24-21    | Cincinnati       | 70,077 |
| 11/25         | W 34-17    | Oakland          | 70,035 |
| 12/02         | W 26-16    | at Atlanta       | 72,262 |
| 12/09         | L 24-27 OT | at Kansas City   | 74,336 |
| 12/16         |            | Tampa Bay        |        |
| 12/22         |            | at L.A. Chargers |        |
| 12/30         |            | Cleveland        |        |

|                          | Balt.          | Opp.           |
|--------------------------|----------------|----------------|
| <b>TOTAL FIRST DOWNS</b> | <b>304</b>     | <b>242</b>     |
| Rushing                  | 115            | 73             |
| Passing                  | 163            | 144            |
| Penalty                  | 26             | 25             |
| 3rd Down: Made/Att       | 88/188         | 61/177         |
| 3rd Down Pct.            | 46.8           | 34.5           |
| 4th Down: Made/Att       | 10/18          | 10/18          |
| 4th Down Pct.            | 55.6           | 55.6           |
| <b>POSSESSION AVG.</b>   | <b>31:31</b>   | <b>28:29</b>   |
| <b>TOTAL NET YARDS</b>   | <b>4805</b>    | <b>3821</b>    |
| Avg. Per Game            | 369.6          | 293.9          |
| Total Plays              | 928            | 814            |
| Avg. Per Play            | 5.2            | 4.7            |
| <b>NET YARDS RUSHING</b> | <b>1748</b>    | <b>1141</b>    |
| Avg. Per Game            | 134.5          | 87.8           |
| Total Rushes             | 415            | 303            |
| <b>NET YARDS PASSING</b> | <b>3057</b>    | <b>2680</b>    |
| Avg. Per Game            | 235.2          | 206.2          |
| Sacked/Yards Lost        | 26/137         | 38/257         |
| Gross Yards              | 3194           | 2937           |
| Att./Completions         | 487/294        | 473/278        |
| Completion Pct.          | 60.4           | 58.8           |
| Had Intercepted          | 9              | 6              |
| <b>PUNTS/AVERAGE</b>     | <b>51/46.5</b> | <b>73/44.0</b> |
| <b>NET PUNTING AVG.</b>  | <b>51/40.1</b> | <b>73/38.2</b> |
| <b>PENALTIES/YARDS</b>   | <b>94/765</b>  | <b>95/855</b>  |
| <b>FUMBLES/BALL LOST</b> | <b>19/7</b>    | <b>13/4</b>    |
| <b>TOUCHDOWNS</b>        | <b>35</b>      | <b>28</b>      |
| Rushing                  | 16             | 9              |
| Passing                  | 16             | 18             |
| Returns                  | 3              | 1              |

| * SCORE BY PERIODS | Q1   | Q2           | Q3           | Q4        | OT         | PTS        |
|--------------------|--|--------------|--------------|-----------|------------|------------|
| <b>TEAM</b>        | <b>75</b>  | <b>85</b>    | <b>86</b>    | <b>75</b> | <b>0</b>   | <b>321</b> |
| <b>OPPONENTS</b>   | <b>59</b>  | <b>92</b>    | <b>36</b>    | <b>48</b> | <b>6</b>   | <b>241</b> |
| <b>* SCORING</b>   | <b>TD-Ru-Pa-Rt</b>   | <b>K-PAT</b> | <b>FG</b>    | <b>S</b>  | <b>PTS</b> |            |
| Tucker             | 0 0 0 0  | 31/32        | 26/28        | 0         | 109        |            |
| Collins            | 8 7 1 0  | 0            | 0            | 48        |            |            |
| Allen              | 5 3 2 0  | 0            | 0            | 30        |            |            |
| J. Brown           | 5 0 5 0  | 0            | 0            | 30        |            |            |
| Crabtree           | 3 0 3 0  | 0            | 0            | 18        |            |            |
| L. Jackson         | 3 3 0 0  | 0            | 0            | 18        |            |            |
| Andrews            | 2 0 2 0  | 0            | 0            | 12        |            |            |
| Dixon              | 2 2 0 0  | 0            | 0            | 12        |            |            |
| Edwards            | 1 1 0 0  | 0            | 0            | 8         |            |            |
| H. Hurst           | 1 0 1 0  | 0            | 0            | 6         |            |            |
| C. Jones LG        | 1 0 0 1  | 0            | 0            | 6         |            |            |
| C. Jones TM        | 1 0 0 1  | 0            | 0            | 6         |            |            |
| Montgomery LG      | 1 1 0 0  | 0            | 0            | 6         |            |            |
| Snead              | 1 0 1 0  | 0            | 0            | 6         |            |            |
| Suggs              | 1 0 0 1  | 0            | 0            | 6         |            |            |
| M. Williams        | 1 0 1 0  | 0            | 0            | 6         |            |            |
| T. Young           | 1 0 0 1  | 0            | 0            | 6         |            |            |
| <b>TEAM</b>        | <b>35 16 16 3</b>  | <b>31/32</b> | <b>26/28</b> | <b>0</b>  | <b>321</b> |            |
| <b>OPPONENTS</b>   | <b>28 9 18 1</b>   | <b>23/25</b> | <b>16/21</b> | <b>0</b>  | <b>241</b> |            |
| <b>2-Pt Conv:</b>  | <b>Edwards, TM 1-3, OPP 1-3</b>  |              |              |           |            |            |
| <b>SACKS:</b>      | <b>Judon 7, Z. Smith 7, Suggs 7, Onwuasor 3, K. Young 2.5, T. Williams 2, T. Young 2, Henry 1, Jefferson 1, Levine 1, Weddle 1, B. Williams 1, Wormley 1, (group) 1, Bowser 0.5, TM 38, OPP 26</b> |              |              |           |            |            |
| <b>FUM/LOST:</b>   | <b>L. Jackson 8/2, Collins 3/3, Flacco 3/1, Grant 2/0, Montgomery(LG) 2/1, Allen 1/1, Dixon 1/0, Ervin(LG) 1/0, White 1/0</b>  |              |              |           |            |            |

| * RUSHING        | No.        | Yds         | Avg        | Long      | TD        |
|------------------|------------|-------------|------------|-----------|-----------|
| L. Jackson       | 95         | 475         | 5.0        | 39        | 3         |
| Edwards          | 92         | 446         | 4.8        | 19        | 1         |
| Collins          | 114        | 411         | 3.6        | 19        | 7         |
| Montgomery LG    | 39         | 175         | 4.5        | 16        | 1         |
| Montgomery TM    | 13         | 70          | 5.4        | 15        | 0         |
| Dixon            | 29         | 140         | 4.8        | 15        | 2         |
| Allen            | 41         | 110         | 2.7        | 17        | 3         |
| Flacco           | 19         | 45          | 2.4        | 13        | 0         |
| C. Moore         | 4          | 22          | 5.5        | 9         | 0         |
| Snead            | 1          | 13          | 13.0       | 13        | 0         |
| M. Williams      | 2          | 8           | 4.0        | 7         | 0         |
| J. Brown         | 3          | 4           | 1.3        | 3         | 0         |
| Turner           | 1          | 4           | 4.0        | 4         | 0         |
| H. Hurst         | 1          | 0           | 0.0        | 0         | 0         |
| <b>TEAM</b>      | <b>415</b> | <b>1748</b> | <b>4.2</b> | <b>39</b> | <b>16</b> |
| <b>OPPONENTS</b> | <b>303</b> | <b>1141</b> | <b>3.8</b> | <b>35</b> | <b>9</b>  |

| * RECEIVING      | No.        | Yds         | Avg         | Long      | TD        |
|------------------|------------|-------------|-------------|-----------|-----------|
| Snead            | 56         | 568         | 10.1        | 26        | 1         |
| Crabtree         | 51         | 567         | 11.1        | 27        | 3         |
| J. Brown         | 38         | 672         | 17.7        | 71        | 5         |
| Allen            | 35         | 196         | 5.6         | 17        | 2         |
| Andrews          | 26         | 384         | 14.8        | 74        | 2         |
| Montgomery LG    | 24         | 226         | 9.4         | 43        | 0         |
| Montgomery TM    | 9          | 56          | 6.2         | 14        | 0         |
| Boyle            | 21         | 198         | 9.4         | 25        | 0         |
| C. Moore         | 15         | 164         | 10.9        | 30        | 0         |
| M. Williams      | 15         | 137         | 9.1         | 25        | 1         |
| Collins          | 15         | 105         | 7.0         | 24        | 1         |
| H. Hurst         | 7          | 82          | 11.7        | 26        | 1         |
| Ervin LG         | 3          | 35          | 11.7        | 19        | 0         |
| Dixon            | 2          | 27          | 13.5        | 21        | 0         |
| Turner           | 2          | 17          | 8.5         | 10        | 0         |
| White            | 1          | 14          | 14.0        | 14        | 0         |
| Edwards          | 1          | 7           | 7.0         | 7         | 0         |
| <b>TEAM</b>      | <b>294</b> | <b>3194</b> | <b>10.9</b> | <b>74</b> | <b>16</b> |
| <b>OPPONENTS</b> | <b>278</b> | <b>2937</b> | <b>10.6</b> | <b>51</b> | <b>18</b> |

| * INTERCEPTIONS  | No.      | Yds        | Avg         | Long      | TD       |
|------------------|----------|------------|-------------|-----------|----------|
| Onwuasor         | 1        | 33         | 33.0        | 33        | 0        |
| Carr             | 1        | 32         | 32.0        | 32        | 0        |
| Levine           | 1        | 16         | 16.0        | 16        | 0        |
| Jefferson        | 1        | 15         | 15.0        | 15        | 0        |
| Clark            | 1        | 5          | 5.0         | 5         | 0        |
| T. Young         | 1        | 0          | 0.0         | 0         | 0        |
| <b>TEAM</b>      | <b>6</b> | <b>101</b> | <b>16.8</b> | <b>33</b> | <b>0</b> |
| <b>OPPONENTS</b> | <b>9</b> | <b>39</b>  | <b>4.3</b>  | <b>22</b> | <b>0</b> |

| * PUNTING             | No.        | Yds         | Avg         | Net         | TB          | In        | Lg        | B        |
|-----------------------|------------|-------------|-------------|-------------|-------------|-----------|-----------|----------|
| Koch                  | 50         | 2369        | 47.4        | 40.1        | 5           | 24        | 65        | 1        |
| <b>TEAM</b>           | <b>51</b>  | <b>2369</b> | <b>46.5</b> | <b>40.1</b> | <b>5</b>    | <b>24</b> | <b>65</b> | <b>1</b> |
| <b>OPPONENTS</b>      | <b>73</b>  | <b>3215</b> | <b>44.0</b> | <b>38.2</b> | <b>2</b>    | <b>27</b> | <b>64</b> | <b>0</b> |
| <b>* PUNT RETURNS</b> | <b>Ret</b> | <b>FC</b>   | <b>Yds</b>  | <b>Avg</b>  | <b>Long</b> | <b>TD</b> |           |          |
| Ervin LG              | 21         | 7           | 175         | 8.3         | 27          | 0         |           |          |
| C. Jones LG           | 20         | 13          | 287         | 14.4        | 70          | 1         |           |          |
| C. Jones TM           | 15         | 12          | 242         | 16.1        | 70          | 1         |           |          |
| White                 | 9          | 6           | 75          | 8.3         | 14          | 0         |           |          |
| Grant                 | 7          | 4           | 52          | 7.4         | 51          | 0         |           |          |
| Weddle                | 1          | 0           | 18          | 18.0        | 18          | 0         |           |          |
| <b>TEAM</b>           | <b>32</b>  | <b>22</b>   | <b>387</b>  | <b>12.1</b> | <b>70</b>   | <b>1</b>  |           |          |
| <b>OPPONENTS</b>      | <b>25</b>  | <b>9</b>    | <b>224</b>  | <b>9.0</b>  | <b>38</b>   | <b>0</b>  |           |          |

| * KICKOFF RETURNS | No.       | Yds        | Avg         | Long      | TD       |
|-------------------|-----------|------------|-------------|-----------|----------|
| C. Moore          | 14        | 320        | 22.9        | 39        | 0        |
| Ervin LG          | 10        | 253        | 25.3        | 36        | 0        |
| Montgomery LG     | 10        | 210        | 21.0        | 27        | 0        |
| White             | 6         | 135        | 22.5        | 37        | 0        |
| Grant             | 2         | 56         | 28.0        | 32        | 0        |
| C. Jones LG       | 1         | 12         | 12.0        | 12        | 0        |
| C. Jones TM       | 1         | 12         | 12.0        | 12        | 0        |
| <b>TEAM</b>       | <b>23</b> | <b>523</b> | <b>22.7</b> | <b>39</b> | <b>0</b> |
| <b>OPPONENTS</b>  | <b>22</b> | <b>502</b> | <b>22.8</b> | <b>49</b> | <b>0</b> |

| * FIELD GOALS    | 1-19   | 20-29      | 30-39      | 40-49       | 50+        |
|------------------|--|------------|------------|-------------|------------|
| Tucker           | 0/0  | 9/9        | 5/5        | 8/10        | 4/4        |
| <b>TEAM</b>      | <b>0/0</b>   | <b>9/9</b> | <b>5/5</b> | <b>8/10</b> | <b>4/4</b> |
| <b>OPPONENTS</b> | <b>0/0</b>   | <b>3/3</b> | <b>8/8</b> | <b>4/5</b>  | <b>1/5</b> |
| <b>Tucker:</b>   | <b>(41G,39G) (55G) (52G,43B,52G) (47G,49G,28G,31G) (44G,48B,25G,32G) () (31G) () (23G,23G,37G) (28G,56G,24G) (47G,28G) (41G,21G,45G,47G) (28G)</b> |            |            |             |            |
| <b>OPP:</b>      | <b>(52N,35G) (28G,40G) () (34G,39G) (35G,55N,37G) () (39G) (54G,44G,30G) (29G) (52N) (42G) (44G) (51N,24G,43N,35G)</b>                             |            |            |             |            |

| * PASSING        | Att        | Cmp        | Yds         | Cmp%        | Yds/Att     | TD        | TD%        | Int      | Int%       | Long      | SK/Lost       | Rating      |
|------------------|------------|------------|-------------|-------------|-------------|-----------|------------|----------|------------|-----------|---------------|-------------|
| Flacco           | 379        | 232        | 2465        | 61.2        | 6.50        | 12        | 3.2        | 6        | 1.6        | 71        | 16/79         | 84.2        |
| L. Jackson       | 101        | 59         | 687         | 58.4        | 6.80        | 4         | 4.0        | 3        | 3.0        | 74        | 10/58         | 79.9        |
| Griffin III      | 6          | 2          | 21          | 33.3        | 3.50        | 0         | 0.0        | 0        | 0.0        | 14        | 0/0           | 44.4        |
| Koch             | 1          | 1          | 21          | 100.0       | 21.00       | 0         | 0.0        | 0        | 0.0        | 21        | 0/0           | 118.8       |
| <b>TEAM</b>      | <b>487</b> | <b>294</b> | <b>3194</b> | <b>60.4</b> | <b>6.56</b> | <b>16</b> | <b>3.3</b> | <b>9</b> | <b>1.8</b> | <b>74</b> | <b>26/137</b> | <b>83.0</b> |
| <b>OPPONENTS</b> | <b>473</b> | <b>278</b> | <b>2937</b> | <b>58.8</b> | <b>6.21</b> | <b>18</b> | <b>3.8</b> | <b>6</b> | <b>1.3</b> | <b>51</b> | <b>38/257</b> | <b>84.3</b> |

## 2018 DEFENSIVE STATISTICS

from Press Box Stats

| Name                | Total      | Solo       | Assists    | Sacks     | Yds.       | INT      | Yds.       | PD        | FF       | FR             |
|---------------------|------------|------------|------------|-----------|------------|----------|------------|-----------|----------|----------------|
| Mosley, C.J.        | 83         | 57         | 26         | 0         | 0          | 0        | 0          | 3         | 0        | 0              |
| Jefferson, Tony     | 61         | 41         | 20         | 1         | 7          | 1        | 15         | 5         | 1        | 1              |
| Weddle, Eric        | 59         | 50         | 9          | 1         | 9          | 0        | 0          | 3         | 0        | 0              |
| Young, Kenny        | 46         | 36         | 10         | 2.5       | 5.5        | 0        | 0          | 1         | 1        | 0              |
| Carr, Brandon       | 40         | 36         | 4          | 0         | 0          | 1        | 32         | 9         | 0        | 0              |
| Judon, Matthew      | 38         | 24         | 14         | 7         | 41         | 0        | 0          | 3         | 1        | 0              |
| Onwuasor, Patrick   | 37         | 22         | 15         | 3         | 27         | 1        | 33         | 2         | 1        | 0              |
| Smith, Za'Darius    | 37         | 21         | 16         | 7         | 46.5       | 0        | 0          | 2         | 1        | 0              |
| Smith, Jimmy        | 36         | 28         | 8          | 0         | 0          | 0        | 0          | 5         | 0        | 0              |
| Young, Tavon        | 31         | 29         | 2          | 2         | 7          | 1        | 0          | 4         | 0        | 1 <sup>^</sup> |
| Suggs, Terrell      | 30         | 23         | 7          | 7         | 51         | 0        | 0          | 6         | 1        | 1*             |
| Williams, Brandon   | 30         | 19         | 11         | 1         | 8          | 0        | 0          | 1         | 0        | 0              |
| Humphrey, Marlon    | 28         | 23         | 5          | 0         | 0          | 0        | 0          | 8         | 1        | 0              |
| Pierce, Michael     | 24         | 15         | 9          | 0         | 0          | 0        | 0          | 1         | 0        | 1              |
| Urban, Brent        | 22         | 14         | 8          | 0         | 0          | 0        | 0          | 2         | 0        | 0              |
| Levine Sr., Anthony | 20         | 17         | 3          | 1         | 2          | 1        | 16         | 6         | 0        | 0              |
| Clark, Chuck        | 13         | 10         | 3          | 0         | 0          | 1        | 5          | 1         | 0        | 0              |
| Wormley, Chris      | 13         | 11         | 2          | 1         | 6          | 0        | 0          | 5         | 0        | 0              |
| Williams, Tim       | 8          | 5          | 3          | 2         | 21         | 0        | 0          | 0         | 0        | 0              |
| Bowser, Tyus        | 4          | 1          | 3          | 0.5       | 2          | 0        | 0          | 0         | 0        | 0              |
| Ricard, Patrick     | 4          | 2          | 2          | 0         | 0          | 0        | 0          | 0         | 0        | 0              |
| Averett, Anthony    | 3          | 3          | 0          | 0         | 0          | 0        | 0          | 2         | 0        | 0              |
| Henry, Willie       | 3          | 2          | 1          | 1         | 11         | 0        | 0          | 0         | 0        | 0              |
| Canady, Maurice     | 2          | 2          | 0          | 0         | 0          | 0        | 0          | 0         | 0        | 0              |
| Jones, Cyrus        | 1          | 0          | 1          | 0         | 0          | 0        | 0          | 0         | 0        | 0              |
| McClellan, Albert   | 1          | 1          | 0          | 0         | 0          | 0        | 0          | 0         | 0        | 0              |
| Sieler, Zach        | 1          | 1          | 0          | 0         | 0          | 0        | 0          | 0         | 0        | 0              |
| Team                | 0          | 0          | 0          | 1         | 13         | 0        | 0          | 0         | 0        | 0              |
| <b>Totals</b>       | <b>675</b> | <b>493</b> | <b>182</b> | <b>38</b> | <b>257</b> | <b>6</b> | <b>101</b> | <b>69</b> | <b>7</b> | <b>4</b>       |

\*Returned 43 yards for a TD vs. Oak. (11/25)

<sup>^</sup>Returned 12 yards for a TD at Atl. (12/2)

## 2018 SPECIAL TEAMS TACKLES

from Press Box Stats

| Name                | Total     | Solo      | Assists   | FF       | FR       | Blocked  |
|---------------------|-----------|-----------|-----------|----------|----------|----------|
|                     |           |           |           |          |          | Kicks    |
| Board, Chris        | 8         | 6         | 2         | 0        | 0        | 0        |
| Clark, Chuck        | 7         | 5         | 2         | 0        | 0        | 0        |
| Levine Sr., Anthony | 6         | 4         | 2         | 0        | 0        | 0        |
| Bowser, Tyus        | 5         | 4         | 1         | 0        | 0        | 0        |
| Onwuasor, Patrick   | 5         | 2         | 3         | 0        | 0        | 0        |
| Jones, Cyrus        | 4         | 3         | 1         | 0        | 0        | 0        |
| Turner, De'Lance    | 3         | 2         | 1         | 0        | 0        | 0        |
| Young, Kenny        | 3         | 3         | 0         | 0        | 1        | 0        |
| Allen, Javorius     | 3         | 2         | 1         | 0        | 0        | 0        |
| Canady, Maurice     | 2         | 2         | 0         | 0        | 0        | 0        |
| McClellan, Albert   | 2         | 2         | 0         | 0        | 0        | 0        |
| Moore, Chris        | 2         | 2         | 0         | 0        | 0        | 0        |
| Williams, Tim       | 2         | 1         | 1         | 0        | 0        | 0        |
| Averett, Anthony    | 1         | 1         | 0         | 0        | 0        | 0        |
| Koch, Sam           | 1         | 1         | 0         | 0        | 0        | 0        |
| Young, Tavon        | 1         | 1         | 0         | 0        | 1        | 0        |
| <b>Totals</b>       | <b>55</b> | <b>41</b> | <b>14</b> | <b>0</b> | <b>2</b> | <b>0</b> |

## 2018 SINGLE-GAME BESTS

- Tackles:** 16 by C.J. Mosley vs. NO (10/21)
- Sacks:** 3 by Matthew Judon vs. Oak. (11/25) and Za'Darius Smith at Ten. (10/14)
- Interceptions:** 1 by six different players; last by Chuck Clark at KC (12/9)
- Passes Defensed:** 3 by four different players; last by Anthony Levine Sr. at Cle. (10/7)
- Forced Fumbles:** 1 by seven different players; last by Patrick Onwuasor & Kenny Young at Atl. (12/2)
- Fumble Recoveries:** 1 by four different players; last by Tavon Young at Atl. (12/2)
- Special Teams Tackles:** 2 by seven different players; last by Kenny Young vs. Cin. (11/18)

## BALTIMORE RAVENS 2018 REGULAR SEASON GAME BY GAME OFFENSIVE STATISTICS

| Game                  | 9/9 vs. Buf. | 9/13 at Cin. | 9/23 vs. Den. | 9/30 at Pit. | 10/7 at Cle. | 10/14 at Ten. | 10/21 vs. NO | 10/28 at Car. | 11/4 vs. Pit. | 11/18 vs. Cin. | 11/25 vs. Oak. | 12/2 at Atl. | 12/9 at KC | 12/16 vs. TB | 12/22 at LAC | 12/30 vs. Cle. |
|-----------------------|--------------|--------------|---------------|--------------|--------------|---------------|--------------|---------------|---------------|----------------|----------------|--------------|------------|--------------|--------------|----------------|
| Points                | 47           | 23           | 27            | 26           | 9            | 21            | 23           | 21            | 16            | 24             | 34             | 26           | 24         |              |              |                |
| 1st Qtr               | 14           | 0            | 10            | 14           | 3            | 7             | 0            | 7             | 3             | 7              | 3              | 7            | 0          |              |              |                |
| 2nd Qtr               | 12           | 14           | 10            | 0            | 0            | 7             | 10           | 0             | 3             | 6              | 10             | 3            | 10         |              |              |                |
| 3rd Qtr               | 14           | 3            | 7             | 3            | 3            | 7             | 7            | 7             | 7             | 8              | 7              | 6            | 7          |              |              |                |
| 4th Qtr               | 7            | 6            | 0             | 9            | 3            | 0             | 6            | 7             | 3             | 3              | 14             | 10           | 7          |              |              |                |
| Overtime              | 0            | 0            | 0             | 0            | 0            | 0             | 0            | 0             | 0             | 0              | 0              | 0            | 0          |              |              |                |
| TDs (Ru-P-Ret)        | 6 (3-3-0)    | 3 (1-2-0)    | 3 (2-1-0)     | 2 (0-2-0)    | 0 (0-0-0)    | 3 (2-1-0)     | 3 (1-2-0)    | 3 (1-2-0)     | 1 (1-0-0)     | 2 (2-0-0)      | 4 (1-1-2)      | 2 (1-0-1)    | 3 (1-2-0)  |              |              |                |
| PATs (M/A)            | 5/5          | 2/2          | 3/3           | 2/2          | 0/0          | 3/3           | 2/3          | 3/3           | 1/1           | 1/1            | 4/4            | 2/2          | 3/3        |              |              |                |
| 2PT Convs (M/A)       | 0/1          | 0/1          | 0/0           | 0/0          | 0/0          | 0/0           | 0/0          | 0/0           | 0/0           | 1/1            | 0/0            | 0/0          | 0/0        |              |              |                |
| FGs (M/A)             | 2/2          | 1/1          | 2/3           | 4/4          | 3/4          | 0/0           | 1/1          | 0/0           | 3/3           | 3/3            | 2/2            | 4/4          | 1/1        |              |              |                |
| Safeties              | 0            | 0            | 0             | 0            | 0            | 0             | 0            | 0             | 0             | 0              | 0              | 0            | 0          |              |              |                |
| First Downs           | 26           | 28           | 20            | 24           | 25           | 23            | 25           | 20            | 18            | 23             | 23             | 25           | 24         |              |              |                |
| Rushing               | 11           | 5            | 5             | 6            | 10           | 9             | 6            | 8             | 5             | 15             | 13             | 12           | 10         |              |              |                |
| Passing               | 13           | 20           | 13            | 17           | 14           | 13            | 15           | 11            | 10            | 7              | 9              | 9            | 12         |              |              |                |
| Penalty               | 2            | 3            | 2             | 1            | 1            | 1             | 4            | 1             | 3             | 1              | 1              | 4            | 2          |              |              |                |
| 3rd Down Conv (M/A)   | 6/14         | 7/16         | 8/16          | 8/17         | 4/16         | 12/17         | 5/12         | 6/12          | 4/12          | 8/16           | 8/13           | 7/15         | 5/12       |              |              |                |
| 3rd Down Conv Pct     | 42.9%        | 43.8%        | 50%           | 47%          | 25%          | 71%           | 42%          | 50%           | 33%           | 50%            | 62%            | 47%          | 42%        |              |              |                |
| 4th Down Conv (M/A)   | 0/0          | 2/4          | 0/0           | 1/1          | 1/1          | 1/1           | 1/2          | 1/2           | 0/1           | 0/1            | 0/0            | 2/2          | 1/3        |              |              |                |
| 4th Down Conv Pct     | 0%           | 50%          | 0%            | 100%         | 100%         | 100%          | 50%          | 50%           | 0%            | 0%             | 0%             | 100%         | 33%        |              |              |                |
| Total Net Yards       | 369          | 425          | 342           | 451          | 410          | 361           | 351          | 325           | 265           | 403            | 416            | 366          | 321        |              |              |                |
| Total Off. Plays      | 74           | 81           | 70            | 74           | 84           | 72            | 64           | 64            | 56            | 75             | 69             | 77           | 68         |              |              |                |
| Avg. Gain Per Play    | 5.0          | 5.2          | 4.9           | 6.1          | 4.9          | 5.0           | 5.5          | 5.1           | 4.7           | 5.4            | 6.0            | 4.8          | 4.7        |              |              |                |
| Net Yards Rushing     | 117          | 66           | 77            | 96           | 116          | 123           | 77           | 101           | 61            | 267            | 242            | 207          | 198        |              |              |                |
| Total Rushing Plays   | 34           | 22           | 28            | 30           | 25           | 35            | 23           | 18            | 16            | 53             | 43             | 49           | 39         |              |              |                |
| Avg. Gain Per Rush    | 3.4          | 3.0          | 2.8           | 3.2          | 4.6          | 3.5           | 3.3          | 5.6           | 3.8           | 5.0            | 5.6            | 4.2          | 5.1        |              |              |                |
| Net Yards Passing     | 252          | 359          | 265           | 355          | 294          | 238           | 274          | 224           | 204           | 136            | 174            | 159          | 123        |              |              |                |
| Times Sacked          | 2            | 4            | 2             | 2            | 2            | 0             | 1            | 2             | 2             | 3              | 1              | 2            | 3          |              |              |                |
| Yards Lost on Sacks   | 8            | 17           | 12            | 8            | 4            | 0             | 10           | 14            | 14            | 14             | 4              | 8            | 24         |              |              |                |
| Gross Yards Passing   | 260          | 376          | 277           | 363          | 298          | 238           | 284          | 238           | 218           | 150            | 178            | 167          | 147        |              |              |                |
| Pass Attempts         | 38           | 55           | 40            | 42           | 57           | 37            | 40           | 44            | 38            | 19             | 25             | 26           | 26         |              |              |                |
| Pass Completions      | 26           | 32           | 25            | 28           | 29           | 25            | 24           | 26            | 24            | 13             | 14             | 15           | 13         |              |              |                |
| Completion Pct        | 68.4%        | 58.2%        | 62.5%         | 66.7%        | 50.9%        | 67.6%         | 60.0%        | 59.1%         | 63.2%         | 68.4%          | 56.0%          | 57.7%        | 50.0%      |              |              |                |
| Avg. Gain Per Pass    | 6.3          | 6.1          | 6.3           | 8.1          | 5.0          | 6.4           | 6.7          | 4.9           | 5.1           | 6.2            | 6.7            | 5.7          | 4.2        |              |              |                |
| Interceptions         | 0            | 2            | 0             | 0            | 1            | 1             | 0            | 2             | 0             | 1              | 2              | 0            | 0          |              |              |                |
| Fumbles / Fum. Lost   | 4/1          | 2/1          | 1/0           | 1/1          | 2/1          | 0/0           | 0/0          | 1/1           | 1/0           | 1/0            | 1/0            | 4/1          | 1/1        |              |              |                |
| Penalties             | 9            | 7            | 7             | 7            | 4            | 10            | 5            | 9             | 5             | 5              | 6              | 9            | 11         |              |              |                |
| Penalty Yards         | 78           | 51           | 52            | 50           | 41           | 70            | 54           | 68            | 25            | 31             | 45             | 88           | 112        |              |              |                |
| Punts                 | 5            | 3            | 5             | 4            | 8            | 4             | 3            | 3             | 4             | 4              | 2              | 3            | 3          |              |              |                |
| Gross Punting Average | 51.4         | 56.3         | 39.4          | 43.8         | 45.8         | 43.8          | 45.7         | 51.0          | 47.3          | 39.3           | 47.0           | 47.3         | 52.7       |              |              |                |
| Touchbacks            | 0            | 1            | 0             | 1            | 1            | 0             | 0            | 0             | 1             | 0              | 0              | 1            | 0          |              |              |                |
| Inside20              | 3            | 0            | 2             | 2            | 6            | 2             | 2            | 1             | 1             | 2              | 1              | 1            | 1          |              |              |                |
| Punts Blocked         | 0            | 0            | 1             | 0            | 0            | 0             | 0            | 0             | 0             | 0              | 0              | 0            | 0          |              |              |                |
| Net Punting Average   | 47.6         | 41.7         | 33.2          | 38.0         | 40.4         | 43.8          | 41.7         | 44.0          | 38.0          | 27.8           | 48.5           | 34.7         | 48.3       |              |              |                |
| Punt Returns          | 6            | 1            | 3             | 1            | 5            | 4             | 1            | 1             | 2             | 2              | 4              | 1            | 1          |              |              |                |
| Punt Return Yards     | 54           | -2           | 12            | 4            | 59           | 50            | 8            | 23            | 27            | 14             | 79             | 4            | 55         |              |              |                |
| Punt Return Avg.      | 9.0          | -2.0         | 4.0           | 4.0          | 11.8         | 12.5          | 8.0          | 23.0          | 13.5          | 7.0            | 19.8           | 4.0          | 55.0       |              |              |                |
| Fair Catches          | 1            | 3            | 0             | 4            | 2            | 2             | 0            | 0             | 2             | 3              | 1              | 3            | 1          |              |              |                |
| Kickoff Returns       | 1            | 1            | 3             | 3            | 0            | 1             | 3            | 1             | 1             | 4              | 2              | 2            | 1          |              |              |                |
| Kickoff Return Yards  | 24           | 32           | 78            | 57           | 0            | 20            | 50           | 39            | 31            | 67             | 59             | 36           | 30         |              |              |                |
| Kickoff Return Avg.   | 24.0         | 32.0         | 26.0          | 19.0         | 0.0          | 20.0          | 16.7         | 39.0          | 31.0          | 16.8           | 29.5           | 18.0         | 30.0       |              |              |                |
| Time of Possession    | 35:14        | 28:10        | 30:14         | 35:03        | 33:42        | 37:34         | 26:29        | 25:59         | 23:31         | 38:09          | 34:12          | 39:39        | 31:27      |              |              |                |

## BALTIMORE RAVENS 2018 REGULAR SEASON GAME BY GAME DEFENSIVE STATISTICS

| Game                  | 9/9 vs. Buf. | 9/13 @ Cin. | 9/23 vs. Den. | 9/30 @ Pit. | 10/7 @ Cle. | 10/14 @ Ten. | 10/21 vs. NO | 10/28 @ Car. | 11/4 vs. Pit. | 11/18 vs. Cin. | 11/25 vs. Oak. | 12/2 @ Atl. | 12/9 @ KC | 12/16 vs. TB | 12/22 @ LAC | 12/30 vs. Cle. |
|-----------------------|--------------|-------------|---------------|-------------|-------------|--------------|--------------|--------------|---------------|----------------|----------------|-------------|-----------|--------------|-------------|----------------|
| Points                | 3            | 34          | 14            | 14          | 12          | 0            | 24           | 36           | 23            | 21             | 17             | 16          | 27        |              |             |                |
| 1st Qtr               | 0            | 14          | 14            | 0           | 0           | 0            | 0            | 7            | 7             | 0              | 7              | 3           | 7         |              |             |                |
| 2nd Qtr               | 0            | 14          | 0             | 14          | 6           | 0            | 7            | 17           | 7             | 7              | 3              | 7           | 10        |              |             |                |
| 3rd Qtr               | 3            | 0           | 0             | 0           | 3           | 0            | 0            | 3            | 6             | 14             | 7              | 0           | 0         |              |             |                |
| 4th Qtr               | 0            | 6           | 0             | 0           | 0           | 0            | 17           | 9            | 3             | 0              | 0              | 6           | 7         |              |             |                |
| Overtime              | 0            | 0           | 0             | 0           | 3           | 0            | 0            | 0            | 0             | 0              | 0              | 0           | 3         |              |             |                |
| TDs (Ru-P-Ret)        | 0 (0-0-0)    | 4 (0-4-0)   | 2 (2-0-0)     | 1 (0-1-0)   | 1 (0-1-0)   | 0 (0-0-0)    | 3 (1-2-0)    | 4 (2-2-0)    | 3 (1-2-0)     | 3 (1-2-0)      | 2 (1-1-0)      | 2 (0-1-1)   | 3 (1-2-0) |              |             |                |
| PATs (M/A)            | 0-0          | 4-4         | 2-2           | 0-0         | 0-1         | 0-0          | 3-3          | 3-3          | 2-3           | 3-3            | 2-2            | 1-1         | 3-3       |              |             |                |
| 2PT Convs (M/A)       | 0-0          | 0-0         | 0-0           | 1-1         | 0-0         | 0-0          | 0-0          | 0-1          | 0-0           | 0-0            | 0-0            | 0-1         | 0-0       |              |             |                |
| FGs (M/A)             | 1-2          | 2-2         | 0-0           | 2-2         | 2-3         | 0-0          | 1-1          | 3-3          | 1-1           | 0-1            | 1-1            | 1-1         | 2-4       |              |             |                |
| Safeties              | 0            | 0           | 0             | 0           | 0           | 0            | 0            | 0            | 0             | 0              | 0              | 0           | 0         |              |             |                |
| First Downs           | 10           | 24          | 18            | 14          | 20          | 7            | 26           | 22           | 27            | 15             | 13             | 16          | 30        |              |             |                |
| Rushing               | 3            | 6           | 8             | 1           | 6           | 1            | 12           | 7            | 8             | 4              | 4              | 5           | 8         |              |             |                |
| Passing               | 5            | 14          | 8             | 12          | 13          | 5            | 12           | 14           | 18            | 10             | 9              | 6           | 18        |              |             |                |
| Penalty               | 2            | 4           | 2             | 1           | 1           | 1            | 2            | 1            | 1             | 1              | 0              | 5           | 4         |              |             |                |
| 3rd Down Conv (M/A)   | 2-15         | 5-13        | 6-14          | 2-12        | 6-19        | 1-10         | 6-14         | 6-12         | 10-16         | 6-14           | 3-13           | 2-9         | 6-16      |              |             |                |
| 3rd Down Conv Pct     | 13.3%        | 38.5%       | 42.9%         | 16.7%       | 31.6%       | 10.0%        | 42.9%        | 50.0%        | 62.5%         | 42.9%          | 23.1%          | 22.2%       | 37.5%     |              |             |                |
| 4th Down Conv (M/A)   | 0-1          | 0-0         | 0-1           | 0-1         | 0-1         | 0-0          | 4-5          | 1-1          | 1-1           | 0-1            | 1-2            | 0-1         | 3-3       |              |             |                |
| 4th Down Conv Pct     | 0%           | 0%          | 0%            | 0%          | 0%          | 0%           | 80.0%        | 100.0%       | 100.0%        | 0%             | 50.0%          | 0%          | 100.0%    |              |             |                |
| Total Net Yards       | 153          | 373         | 293           | 284         | 416         | 106          | 339          | 386          | 395           | 255            | 249            | 131         | 441       |              |             |                |
| Total Off. Plays      | 61           | 70          | 61            | 59          | 76          | 40           | 70           | 63           | 76            | 54             | 56             | 45          | 83        |              |             |                |
| Avg. Gain Per Play    | 2.5          | 5.3         | 4.8           | 4.8         | 5.5         | 2.7          | 4.8          | 6.1          | 5.2           | 4.7            | 4.4            | 2.9         | 5.3       |              |             |                |
| Net Yards Rushing     | 83           | 108         | 120           | 19          | 112         | 55           | 134          | 154          | 113           | 48             | 67             | 34          | 94        |              |             |                |
| Total Rushing Plays   | 22           | 28          | 24            | 11          | 28          | 14           | 39           | 33           | 27            | 16             | 19             | 15          | 27        |              |             |                |
| Avg. Gain Per Rush    | 3.8          | 3.9         | 5.0           | 1.7         | 4.0         | 3.9          | 3.4          | 4.7          | 4.2           | 3.0            | 3.5            | 2.3         | 3.5       |              |             |                |
| Net Yards Passing     | 70           | 265         | 173           | 265         | 304         | 51           | 205          | 232          | 282           | 207            | 182            | 97          | 347       |              |             |                |
| Times Sacked          | 6            | 0           | 3             | 1           | 5           | 11           | 1            | 0            | 1             | 1              | 3              | 3           | 3         |              |             |                |
| Yards Lost on Sacks   | 28           | 0           | 19            | 9           | 38          | 66           | 7            | 0            | 10            | 4              | 12             | 34          | 30        |              |             |                |
| Gross Yards Passing   | 98           | 265         | 192           | 274         | 342         | 117          | 212          | 232          | 292           | 211            | 194            | 131         | 377       |              |             |                |
| Pass Attempts         | 33           | 42          | 34            | 47          | 43          | 15           | 30           | 30           | 48            | 37             | 34             | 27          | 53        |              |             |                |
| Pass Completions      | 11           | 24          | 22            | 27          | 25          | 10           | 22           | 22           | 29            | 19             | 16             | 16          | 35        |              |             |                |
| Completion Pct        | 33.3%        | 57.1%       | 64.7%         | 57.5%       | 58.1%       | 66.7%        | 73.3%        | 73.3%        | 60.4%         | 51.4%          | 47.1%          | 59.3%       | 66.0%     |              |             |                |
| Avg. Gain Per Pass    | 1.8          | 6.3         | 4.7           | 5.5         | 6.3         | 2.0          | 6.6          | 7.7          | 5.8           | 5.4            | 4.9            | 3.2         | 6.2       |              |             |                |
| Interceptions         | 2            | 0           | 1             | 1           | 1           | 0            | 0            | 0            | 0             | 0              | 0              | 0           | 1         |              |             |                |
| Fumbles / Fum. Lost   | 1-0          | 1-0         | 1-0           | 1-1         | 1-0         | 1-0          | 1-1          | 1-0          | 0-0           | 0-0            | 1-1            | 2-1         | 1-0       |              |             |                |
| Penalties             | 10           | 9           | 13            | 5           | 10          | 4            | 6            | 4            | 8             | 7              | 4              | 8           | 7         |              |             |                |
| Penalty Yards         | 100          | 92          | 120           | 40          | 66          | 35           | 52           | 30           | 103           | 58             | 24             | 82          | 53        |              |             |                |
| Punts                 | 8            | 6           | 7             | 5           | 9           | 9            | 2            | 3            | 4             | 6              | 6              | 5           | 3         |              |             |                |
| Gross Punting Average | 49.6         | 40.2        | 41.0          | 41.2        | 50.2        | 41.7         | 44.0         | 45.7         | 37.5          | 41.8           | 44.7           | 50.4        | 37.0      |              |             |                |
| Touchbacks            | 0            | 0           | 0             | 0           | 1           | 0            | 0            | 0            | 0             | 0              | 0              | 1           | 0         |              |             |                |
| Inside20              | 3            | 4           | 3             | 1           | 3           | 3            | 0            | 2            | 1             | 1              | 1              | 3           | 2         |              |             |                |
| Punts Blocked         | 0            | 0           | 0             | 0           | 0           | 0            | 0            | 0            | 0             | 0              | 0              | 0           | 0         |              |             |                |
| Net Punting Average   | 42.9         | 40.5        | 39.3          | 40.4        | 41.4        | 36.1         | 40.0         | 38.0         | 30.8          | 39.5           | 31.5           | 45.6        | 18.7      |              |             |                |
| Punt Returns          | 3            | 2           | 3             | 1           | 3           | 1            | 1            | 2            | 3             | 2              | 1              | 1           | 2         |              |             |                |
| Punt Return Yards     | 19           | 24          | 31            | 3           | 23          | 0            | 12           | 21           | 17            | 46             | -3             | 18          | 13        |              |             |                |
| Punt Return Avg.      | 6.3          | 12.0        | 10.3          | 3.0         | 7.7         | 0.0          | 12.0         | 10.5         | 5.7           | 23.0           | -3.0           | 18.0        | 6.5       |              |             |                |
| Fair Catches          | 0            | 0           | 1             | 1           | 3           | 0            | 1            | 0            | 0             | 2              | 0              | 1           | 0         |              |             |                |
| Kickoff Returns       | 5            | 3           | 2             | 4           | 0           | 1            | 1            | 1            | 1             | 2              | 2              | 0           | 0         |              |             |                |
| Kickoff Return Yards  | 165          | 56          | 41            | 80          | 0           | 20           | 16           | 14           | 31            | 35             | 44             | 0           | 0         |              |             |                |
| Kickoff Return Avg.   | 33.0         | 18.7        | 20.5          | 20.0        | 0           | 20.0         | 16.0         | 14.0         | 31.0          | 17.5           | 22.0           | 0.0         | 0.0       |              |             |                |
| Time of Possession    | 24:46        | 31:50       | 29:46         | 24:57       | 36:16       | 22:26        | 33:31        | 34:01        | 36:29         | 21:51          | 25:48          | 20:21       | 37:00     |              |             |                |