



BALTIMORE RAVENS PRESS RELEASE

UNDER ARMOUR PERFORMANCE CENTER | 1 WINNING DRIVE | OWINGS MILLS, MD 21117
PH: 410-701-4000 | BALTIMORERAVENS.COM | TWITTER: @RAVENS

TWO-TIME WORLD CHAMPIONS: SUPER BOWL XXXV (2000) & SUPER BOWL XLVII (2012)



BALTIMORE RAVENS AT KANSAS CITY CHIEFS

WEEK 14 – SUNDAY, DEC. 9, 2018

1 P.M. ET – ARROWHEAD STADIUM (76,416)



JUST THE FACTS

• Riding a three-game winning streak, the Baltimore Ravens (7-5) visit the Kansas City Chiefs (10-2) for a Week 14 battle at Arrowhead Stadium. Baltimore currently sits just a half-game back of the 7-4-1 Steelers in the AFC North and holds the conference's second Wild Card playoff spot. The Chiefs, who are 5-0 at home this season, own the AFC's top record and NFL's second-best overall mark (tied, NO).

• Last Sunday at Atlanta, Baltimore's defense was dominant, holding the high-powered Falcons' attack to just 131 yards (34 rushing and 97 passing) in a 26-16 victory. Behind a grind-it-out running game, the Ravens rushed for over 200 yards for the third-consecutive week, with rookies **RB Gus Edwards** (82 yards) and **QB Lamar Jackson** (75 yards and 1 TD) leading the way. Jackson, making his third-straight start in place of injured **QB Joe Flacco** (hip), was 12-of-21 passing for 125 yards. **OLB Terrell Suggs** had a stellar day, producing 3 tackles (2 for loss), 1 sack and 3 QB hits. **CB Tavon Young** returned a fumble 12 yards for a touchdown, sealing Baltimore's win late in the fourth quarter. The Ravens held the ball for nearly 40 minutes (39:39) and converted 7 of 15 third-down attempts, limiting Atlanta to 2-of-9.

• The Ravens are 3-0 (including playoffs) at Arrowhead Stadium, with two of those victories coming under head coach **John Harbaugh**. Kansas City leads the all-time regular season series, 4-3.

• In his 11th season at Baltimore's helm, Harbaugh has led the Ravens to a 111-76 overall record (10-5 postseason), posting the NFL's fourth-most total wins (tied, NO) since his 2008 arrival. The Ravens have played in three AFC title games ('08, '11 & '12) under Harbaugh, while in 2012, he guided the franchise to its second Super Bowl victory.

THIS WEEK'S SCHEDULE

Wed. Dec. 5: 11:15 a.m. Coach Harbaugh & Players at Podium
11:25 a.m. Open Locker Room
1:05 p.m. Practice/Media Viewing

Thur. Dec. 6: 11:00 a.m. Three Coordinators at Podium & Open Locker Room
12:05 p.m. Practice/Media Viewing

Fri. Dec. 7: 11:10 a.m. Practice/Media Viewing
12:45 p.m. Coach Harbaugh at Podium

WEDNESDAY CONFERENCE CALLS

Ravens: Head Coach John Harbaugh at 11:30 a.m. ET
Chiefs: Head Coach Andy Reid at 1 p.m. ET

CALLING THE ACTION

Television: CBS / WJZ Ch. 13 (Baltimore)
- Jim Nantz (PBP) - Tony Romo (analyst) - Tracy Wolfson (sideline)
- Jim Rikhoff (producer) - Mike Arnold (director)

National Radio: Compass Media Networks
- Chris Carrino (PBP) - Brian Baldinger (analyst)

Local Radio: WBAL (1090 AM) & 98Rock (97.9 FM)
- Gerry Sandusky (PBP) - Dennis Pitta (analyst) - Justin Forsett (sideline)

HARBS SAYS

JOHN HARBAUGH ON HIS PLAYERS' BELIEF IN ONE ANOTHER:

"The words I would use are 'faith' and 'guts.' [We have] faith and courage – belief in one another. It's amazing, the locker room we have. [Our players] deserve the credit. They understand what to believe, how to believe, how to believe in one another and how to believe in bigger things to make it about things that are important. We keep fighting, keep grinding and find a way. Nobody in the locker room doubted that we are doing whatever we are going to do. We're not done. We're 7-5; we're not sitting here 12-0. We're still fighting for our lives."

INJURY UPDATE

QB Joe Flacco (hip) has missed the past three games, while **RT James Hurst** (back, six) and **OLB Tim Williams** (ankle/illness, four) have also missed significant time. Starting **SS Tony Jefferson** did not play in last week's game at Atlanta due to an ankle injury.

NOTE THE QUOTE

THREE-TIME PRO BOWL LB C.J. MOSLEY ON BALTIMORE'S NO. 1 DEFENSE:

"[We have] scheme, talent, guys talking and communicating. One of the best things you do as a defense, if you want to be one of the top defenses, is [having great] communication. You can be any kind of defense, but if you have guys in the wrong spot, it won't work out. So, I think that's been our main focus, especially going into these last few weeks, is having 100-percent communication and full effort."

WHAT'S GOING ON?



ON THE RISE

DURING THEIR THREE-GAME WINNING STREAK, THE RAVENS HAVE...

ALLOWED AN AVERAGE OF 211.7 YPG AND 4.1 YPP (BOTH NO. 1 IN NFL)

PRODUCED A 37:20 TIME OF POSSESSION AVERAGE (NO. 1 IN NFL)

RUSHED FOR 200+ YARDS IN THREE-STRAIGHT GAMES, BECOMING THE FIRST NFL TEAM SINCE THE 2010 JAGUARS TO ACHIEVE SUCH A FEAT IN A SEASON (ALSO MARKS A RAVENS FRANCHISE FIRST)

AVERAGED 238.7 RUSHING YARDS PER GAME (NO. 1 IN NFL)



RAVENS / OPPONENT INFORMATION

SCHEDULE / RESULTS (7-5)

Date	Opponent	Result/Time
Sun. Sept. 9	BUFFALO BILLS	W, 47-3
Thurs. Sept. 13	at Cincinnati Bengals	L, 23-34
Sun. Sept. 23	DENVER BRONCOS	W, 27-14
Sun. Sept. 30	at Pittsburgh Steelers	W, 26-14
Sun. Oct. 7	at Cleveland Browns	L, 9-12 (OT)
Sun. Oct. 14	at Tennessee Titans	W, 21-0
Sun. Oct. 21	NEW ORLEANS SAINTS	L, 23-24
Sun. Oct. 28	at Carolina Panthers	L, 21-36
Sun. Nov. 4	PITTSBURGH STEELERS	L, 16-23
Sun. Nov. 11	BYE	
Sun. Nov. 18	CINCINNATI BENGALS	W, 24-21
Sun. Nov. 25	OAKLAND RAIDERS	W, 34-17
Sun. Dec. 2	at Atlanta Falcons	W, 26-16
Sun. Dec. 9	at Kansas City Chiefs	1 p.m.
Sun. Dec. 16*	TAMPA BAY BUCCANEERS	1 p.m.
Sat. Dec. 22	at Los Angeles Chargers	8:20 p.m. (NFLN)
Sun. Dec. 30*	CLEVELAND BROWNS	1 p.m.

*Flexible Scheduling Games Home Games in CAPS All Times Eastern

THE RAVENS' NO. 1 DEFENSE

Entering Week 14, the Ravens own both the NFL's No. 1 overall (ypg) defense and No. 1 scoring (ppg) defense.

2018 TOTAL DEFENSE

Rk. Team	YPG
1. Baltimore	281.7
2. Buffalo	294.2
3. Jacksonville	315.6
4. Chicago	317.9
5. Dallas	318.2

2018 SCORING DEFENSE

Rk. Team	PPG
1. Baltimore	17.8
2. Dallas	18.6
3. Houston	19.6
4. Chicago	20.1
5. Jacksonville	20.3

NUMBERS TO RAVE ABOUT

1 — Team (Baltimore) to rank in the NFL's Top 5 in both third-down defense (32.4% — 3rd) and third-down offense (47.2% — 5th).

2 — Defensive TDs (both on fumble recovery returns) by Baltimore over the past two weeks.

4.62 — Yards per play the Ravens' defense has allowed, ranking as the NFL's best mark. (Buffalo is second at 4.86 ypp.) In Baltimore's past three games, the defense has permitted an amazing 4.10 yards per play, with Buffalo (4.42) producing the next best figure.

31:53 — The Ravens' average time of possession per game, which ranks as the NFL's third-highest mark.

78.8 — Third-and-short (<4 yards) conversion percentage for the Ravens' offense (41 of 52), which ranks No. 1 in the NFL. (Kansas City is second with a 70.6% mark.)

105 — Rushing first downs gained by the Ravens' offense, which rank No. 1 in the NFL. (New Orleans is second with 103).

716 — An NFL-high rushing yards gained by Baltimore over the past three games (all wins), with Houston (607) ranking second.

AFC NORTH STANDINGS

Teams	W	L	T	Home	Road	Div.	Con.	PF	PA
Pittsburgh	7	4	1	3-3	4-1-1	3-1-1	4-4-1	346	282
Baltimore	7	5	0	4-2	3-3	2-3	6-3	297	214
Cincinnati	5	7	0	3-4	2-3	1-3	3-5	286	371
Cleveland	4	7	1	3-2-1	1-5	2-1-1	3-5-1	266	312

2018 RANKINGS

DEFENSE

Category	--Ravens--		--Chiefs--	
	Stats	Rank	Stats	Rank
Total Defense	281.7	1	417.0	31
Rush Defense	87.3	3	122.0	22
Pass Defense	194.4	2	295.0	32
Points Per Game	17.8	1	27.3	27
3rd-Down Def. %	34.2	3	39.5	18
4th-Down Def. %	46.7	9	68.2	27
Red Zone Def. (TD%)	66.7	25	72.1	29t

OFFENSE

Category	--Ravens--		--Chiefs--	
	Stats	Rank	Stats	Rank
Total Offense	373.7	13	437.2	3
Rush Offense	129.2	7t	120.7	13
Pass Offense	244.5	14	316.5	3
Points Per Game	24.8	13	37.0	1
3rd-Down Off. %	47.2	5	47.3	4
4th-Down Off. %	60.0	14t	87.5	1
Red Zone Off. (TD%)	62.8	13	72.7	3

TEAM

Category	--Ravens--		--Chiefs--	
	Stats	Rank	Stats	Rank
Turnover Ratio	-6	23t	+6	10t
Penalties	83	19	108	32
Penalty Yards	653	15	907	32

SERIES HISTORY

- **Regular Season Series:** Chiefs lead, 4-3.
- **At Kansas City:** Ravens are 2-0. • **In Baltimore:** Ravens are 1-4.
- **Postseason Series:** Ravens lead, 1-0 (2010 WC).

RAVENS-CHIEFS SERIES HISTORY

Date	Location	Result	Attendance
10/21/99	Baltimore	Chiefs, 35-8	68,771
09/28/03	Baltimore	Chiefs, 17-10	69,459
10/04/04	Baltimore	Chiefs, 27-24	69,827
12/10/06	Kansas City	Ravens, 20-10	77,232
09/13/09	Baltimore	Ravens, 38-24	71,099
01/09/11*	Kansas City	Ravens, 30-7	72,190
10/07/12	Kansas City	Ravens, 9-6	68,803
12/20/15	Baltimore	Chiefs, 34-14	70,791

* 2010 AFC Wild Card Playoff

NOTE OF THE WEEK

Rookie **QB Lamar Jackson** has rushed for 265 yards in Baltimore's past three games (all wins). The first-round pick (32nd overall) has produced the most rushing yards by a QB in the first three starts of a career during the Super Bowl Era.

MOST RUSHING YARDS / FIRST THREE STARTS AS A QB / PLAYERS WHO BEGAN THEIR CAREER IN SUPER BOWL ERA

Rk.	Quarterback	Att.	Yards	Avg.	TDs	Record
1.	Lamar Jackson	54	265	4.9	2	3-0
2.	Terrelle Pryor	31	211	6.8	1	1-2
3.	Tim Tebow	31	199	6.4	3	1-2
4.	Robert Griffin III	33	198	6.0	3	1-2
5.	Randall Cunningham	23	182	7.9	0	1-2



SIX-TIME PRO BOWL G MARSHAL YANDA ON THE RAVENS' WINNING STREAK:

"We've played complementary football. The defense has played well. Special teams have been getting big plays. We were getting big plays on defense with those [two fumble recovery] scores. Defensive touchdowns are huge, and [we had] a special teams touchdown [in Week 12]. We're clicking right now. We've just got to keep it going, keep our head down and keep grinding."

NBC Sports Peter King on naming Don "Wink" Martindale his Week 13 Defensive Coach of the Week:

"Stats speak volumes for what Martindale has done with a young and energetic "D." In the Ravens' three-game winning streak (all without Joe Flacco), the defense has allowed 255, 249 and 131 yards to Cincinnati, Oakland and Atlanta (and 21, 17 and 16 points). This might not quite be a Ray Lewis-led Super Bowl "D" in its brutality, but the quickness and speed of these young guys is being used wisely by Martindale."

K Justin Tucker on what is clicking with the team right now:

"I think it starts with our mentality. I think it starts with the fact that we're mostly unfazed by the adversity that we'd faced in the previous weeks, just big picture, being able to bounce back from tough losses. And then even with a more focused point of view, [it's been about] just being able to be resilient throughout the course of a single game. Every single game has its ups and its downs. It's about just being cool, calm and collected and making the most of whatever opportunities come your way."

Special teams coordinator/associate head coach Jerry Rosburg on K Justin Tucker earning his record sixth AFC Special Team Player of the Month award in November:

"We're really proud of Justin. I think that speaks to the consistency that Justin has had during the course of his career. One of the things he will tell you is he owes a lot of his success to those teammates that he has that help him, specifically the battery of Morgan [Cox]'s snaps and Sam [Koch]'s hold, but also the protection, which we're continually working on. But, we're really proud of him, and we're really proud of the whole operation that is performing and scoring points for us, and that's the biggest thing. As Justin will tell you, the next kick – it's all about the next kick. We're working today to try to make sure we make that next kick."

"O" coordinator Marty Mornhinweg on QB Lamar Jackson:

"He's a unique young man. He's very, very, very confident, yet very humble at the same time. I will tell you that Joe [Flacco] and Robert [Griffin III] have done a great job helping with some of the things. I suppose it might be difficult to understand what a rookie quarterback goes through – any quarterback. I think it's one of the toughest positions to play and one of the most important positions to play in sports – what a quarterback goes through throughout the week and then leading up to the game, and then, certainly, in the game – so he's done a great job of that. Joe and Robert have done a great job of prepping him for some of the things. He's seeing a lot for the first time. A lot of things are happening for the first time, and so, they've done a great job of preparing him that way, along with James Urban [quarterbacks coach]."

ESPN.com's Jamison Hensley on CB Brandon Carr's streak of 172-consecutive starts, the longest of any active defender:

"In a city that knows something about ironmen (think Cal Ripken Jr.), Carr is the epitome of toughness, hard work and class. One team official said no one is more respected in and outside the building than Carr. His dependability is unmatched."

RB Gus Edwards on his chemistry with QB Lamar Jackson on and off the field, and what a mobile QB does for him:

"He definitely takes pressure off of me. All defenses have to respect the read option. He's not just pulling it in there for nothing. He could pull it out, and everything used he's put on tape. He can make plays with his feet, so the defense has to respect it. Our relationship is great. On the field, he's a motivator; he's the leader in the huddle; he talks a lot; he's telling us, 'Guys, we need to score on this drive.' He keeps us going out there. He's a very smart football player, very talented. Off the field, he's humble, and he's fun to be around."

John Harbaugh on rookie RB Gus Edwards:

"He's a really good young man, and he's a really hard worker – very, very serious-minded. And, he wants to be successful, and he's kind of all-business. That's how he approaches it. You get him to smile, you kind of feel good about that sometimes. It takes a really funny thing to get him to smile a little bit. I really appreciate his approach to the job."

OLB Matthew Judon on having DT Michael Pierce and DT Brandon Williams clogging up the middle to make room for the outside linebackers to record sacks:

"They're definitely unsung heroes, because they're demanding two [blockers], and when they get two – they're keeping two. If you watch the film, Pierce and [Williams] have some good rushes. They've been having some really good rushes, and the ball just kind of gets out on them, and they're right there, a step away. But those guys are good. Don't discredit 'Z' [Za'Darius Smith]. I think all of his sacks came from the inside. So, we have some really good inside rushers."

OLB Terrell Suggs on if it is important to him to leave a legacy where he helps young players develop and become leaders:

"Every young man, every player, that walks through this building is going to be held to a certain standard. We require men to be Ravens around here, so most definitely – yes."

DT Brandon Williams on LB C.J. Mosley:

"I feel like C.J. can go as high as he wants to go and be whoever he wants to be. He's got that much talent. He's got that much leadership ability, and I'll follow him anywhere."



RAVENS / OPPONENT INFORMATION

KEY NUMBERS VS. CHIEFS / AFC WEST

2

Sacks by **OLB Za'Darius Smith** in his lone game against the Chiefs, which occurred during his 2015 rookie season.

4

Sacks by **OLB Terrell Suggs** in five career games vs. the Chiefs (including postseason). In the 2010 Wild Card win at Arrowhead, Suggs tallied 2 sacks and 4 QB hits.

4

INTs for **S Eric Weddle** in 18 career games vs. Kansas City. Weddle has posted 85 total tackles, 2 sacks, 1 FF and 1 FR against the Chiefs.

15-8

The Ravens' record under **John Harbaugh** against teams from the AFC West (2 of which are playoff victories). Baltimore has won three-straight contests vs. the division dating back to '17.

+36

The Ravens' scoring differential (59-23) in their three all-time games at Arrowhead Stadium, each of which resulted in wins.

247

Receiving yards by **WR Michael Crabtree** in eight career games vs. the Chiefs, pulling in 28 catches and 3 TDs.

WEEK 13 GAME RECAP

RAVENS 26, FALCONS 16

Mercedes-Benz Stadium • Atlanta, GA • Sunday, Dec. 2

The Ravens' defense held the Falcons to just 131 yards, while the offense held the ball for nearly 40 minutes (39:39), helping Baltimore to a 26-16 victory over host Atlanta at Mercedes-Benz Stadium. It was the third-consecutive win for the Ravens, keeping them in the playoff hunt. **K Justin Tucker** made 4 FGs, while **CB Tavon Young** scored after scooping up a QB Matt Ryan fumble and racing 12 yards for the clinching touchdown with 7:16 left in the game. For the third-straight contest, rookie **QB Lamar Jackson** started for the injured **QB Joe Flacco** (hip). Jackson rushed for a TD (13 yards), part of his 17 rushes for 75 yards, and he was 12-of-21 for 125 passing yards. The Ravens' defense, ranked No. 1 in the NFL in fewest yards and points allowed, dominated, limiting the Falcons' explosive offense to 2-of-9 on third down. Ryan was held to 16-of-26 for 131 yards and was sacked 3 times. The Falcons opened the game with a 12-play drive that ended with K Matt Bryant's 44-yard FG. The Ravens bounced back with Jackson's TD to make the score 7-3 at the end of the first quarter. Atlanta DE Vic Beasley Jr. then recovered a Jackson fumble and rumbled 74 yards to the end zone to give the hosts a 10-7 advantage. A 41-yard Tucker FG tied the game at 10 at the half. Two more Tucker FGs (21 and 45 yards) put the Ravens ahead, 16-10, entering the fourth quarter. Another Tucker FG (47 yards) gave Baltimore a 19-10 advantage that was increased to 26-10 after Young's TD. The Falcons added a late TD on a drive that was aided by 4 Raven penalties when Ryan found TE Austin Hooper for a 1-yard score. The Ravens, for the third game in a row, rushed for over 200 yards (207). Rookie **RB Gus Edwards** ran 21 times for 82 yards. **RB/WR Ty Montgomery** caught 5 passes for 42 yards and added 13 more on 3 rushes. The Falcons managed only 34 yards on 15 runs. A game highlight saw **P Sam Koch** throw a 21-yard, first-down strike to **WR/RS Chris Moore** on a fake punt in the second quarter.

RAVENS / CHIEFS LEADERS

PASSING YARDS (TDs/INTs)

Joe Flacco 2,465 (12/6) Pat Mahomes . . . 3,923 (41/10)
Lamar Jackson 540 (2/3) n/a n/a

RUSHING YARDS (YPC)

Alex Collins (IR) 411 (3.6) Kareem Hunt (NOR) . . . 824 (4.6)
Lamar Jackson 404 (4.9) Patrick Mahomes . . . 238 (4.7)
Gus Edwards 379 (5.0) Spencer Ware 171 (4.8)

RECEIVING YARDS (CATCHES)

John Brown 649 (36) Tyreek Hill 1,119 (66)
Michael Crabtree 536 (48) Travis Kelce 1,082 (79)
Willie Snead IV 507 (51) Sammy Watkins 519 (40)

POINTS

Justin Tucker 103 Harrison Butker 108
Alex Collins (IR) 48 Kareem Hunt (NOR) 84
Javorius Allen 30 Tyreek Hill 72

INTERCEPTIONS (YARDS)

Five Players 1 (n/a) Steven Nelson 3 (53)
n/a n/a Ron Parker 2 (33)

SACKS (YARDS)

Za'Darius Smith 6.5 (-42.5) Dee Ford 10.5 (-57)
Terrell Suggs 6.5 (-47) Chris Jones 10 (-86)
Matthew Judon 6 (-32) Allen Bailey 6.5 (-34)

TACKLES (SOLO)

C.J. Mosley 77 (52) Anthony Hitchens 96 (60)
Tony Jefferson 61 (41) Ron Parker 64 (54)

GROSS PUNTING (NET)

Sam Koch 47.0 (39.6) Dustin Colquitt 45.1 (41.9)

FIELD GOALS (PCT.)

Justin Tucker 25/27 (92.6) Harrison Butker 19/20 (95.0)

PUNT RETURN YARDS (AVG.)

Cyrus Jones 187 (13.4) Tyreek Hill 197 (11.6)

KICKOFF RETURN YARDS (AVG.)

Chris Moore 290 (22.3) Tremon Smith 642 (27.9)

2018 TALE OF THE TAPE

Category	Ravens	Chiefs
Record	7-5	10-2
Current Streak	Won 3	Won 1
Points Scored	297	444
TDs Scored	32	56
Rushing TDs Scored	15	11
Passing TDs Scored	14	41
TDs on Returns	3	4
Points Against	214	327
TDs Allowed	25	39
Rushing TDs Allowed	8	14
Passing TDs Allowed	16	23
TDs on Returns Allowed	1	2
Time of Poss. Avg.	31:53	29:21
KOR Avg. For	22.4	24.4
KOR Avg. Against	22.8	21.0
PR Avg. For	10.7	12.9
PR Avg. Against	9.2	2.2
Sacks	35	39
Sacks Allowed	23	20
Interceptions	5	11
Interceptions Thrown	9	10
Fumbles Lost/Recovered	6/4	4/9



RAVENS / OPPONENT INFORMATION

TOP RAVENS-CHIEFS CONNECTIONS

PRO CONNECTIONS

• Baltimore head coach **John Harbaugh** served on Kansas City head coach **Andy Reid's** staff in Philadelphia. Harbaugh functioned as the special teams coordinator (1999-2006) and secondary coach (2007) for Reid. Several other Ravens also coached with Reid and his Eagles' staff: offensive coordinator **Marty Mornhinweg** (offensive coordinator/assistant head coach, 2004-12; senior assistant, 2003), quarterbacks coach **James Urban** (assistant to the head coach, 2004-06; offensive quality control, 2007-08; quarterbacks coach, 2009-10) and specialists coach **Randy Brown** (kicking coach, 2004-05).

• Ravens O-line coach **Joe D'Alessandris** served as the Chiefs' assistant O-line coach from 2008-09. In the 2009 campaign, G Brian Waters earned his first Pro Bowl nod, and RB Jamaal Charles collected his first 1,000-yard rushing season.

• Baltimore **CB Brandon Carr** was selected by Kansas City in the fifth round of the 2008 NFL Draft. In four seasons, he recorded 236 tackles (211 solo), 65 PD, 8 INTs and 1 FF.

• Chiefs OLBs coach **Mike Smith** was a seventh-round pick of the Ravens in 2005 and spent 2005-08 on Baltimore's roster.

• Kansas City Injured Reserve **G Jordan Devey** entered the league as an undrafted free agent with Baltimore in 2013.

LOCAL CONNECTIONS

• Ravens offensive coordinator **Marty Mornhinweg** served as the OC/QBs coach at SE Missouri State (1989-90). He was also the TEs/slots (1991) and O-line coach (1992-93) at Missouri.

• Ravens **DT Brandon Williams** is a Kirkwood (MO) native and played collegiately at Missouri Southern State.

• Baltimore **WR John Brown** played collegiately at Pittsburg State University (KS), where he set school records with 185 receptions for 3,387 yards and 34 TDs over three years.

• Chiefs **CB Kendall Fuller** (Baltimore) and **LB Dorian O'Daniel** (Olney) prepped together at Our Lady of Good Counsel (Olney) HS. As seniors, Fuller was named Gatorade Player of the Year for the state of Maryland, and O'Daniel was awarded first-team All-State and All-Conference honors as a running back.

RAVENS RADIO BROADCASTS

• The Ravens' 2018 radio team features **Gerry Sandusky**, with former Ravens standouts **OLB Jarret Johnson** and **TE Dennis Pitta** splitting half the games as analysts. 98 Rock's **Kirk McEwen** serves as the sideline reporter for home games, while former Ravens **RB Justin Forsett** is the away game sideline reporter.

• All games can be heard on 98Rock (97.9 FM), WBAL 1090 AM, baltimoreravens.com, the Ravens mobile app (when in Baltimore) and on 21 regional affiliates. These broadcasts spans three states – Maryland, Pennsylvania and Delaware – and Washington, D.C.

• Additionally, Tico Sports produces a Spanish radio broadcast. With a crew consisting of David Andrade (play-by-play), Allen Gutierrez (analyst) and Juliana Lopez (producer), Tico Sports broadcasts games on Radio La Jefa WDMV 700 AM, the Ravens' flagship Spanish radio partner. The broadcast also digitally streams games on the Ravens Mobile App.



SPOTLIGHT: BRANDON CARR



Pos. CB **Ht.** 6-0 **Wt.** 210 **Exp. (NFL/Ravens):** 11/2
College: Grand Valley State **Hometown:** Flint, MI

Brandon Carr cites teammates, coaches and personal relationships for his longevity, success and focus on life balance. He specified a few special "teachers" from whom he's learned over the years.

Kansas City DBs coach Emmitt Thomas: "Emmitt is a stellar DBs coach. I give him a big 'thank you,' because he was a guy in my career that gave me that extra assurance to 'go be who you are.' That's coming from a Hall of Famer. First time I met him, he broke down my game to me and told me, 'It's OK to be who you are and not have to be this 'Rambo,' want-to-tackle-everybody corner or like running through walls. You are a big, long corner, so use your length, your speed, your physicality.' I settled down with him and played some of my better ball under his coaching."

Former Chiefs/Cowboys G Brian Waters: "Brian was a guy that even to this day, I have feelings of appreciation. I text him and say 'thank you' for whatever out of the blue. He was able to come to Dallas for a year or two with me, so I learned more from him there. That's a guy that has taught me how to raise a family, how to be a professional, how to manage money, contract situations, just be a pro."

Former Kansas City head coach Herm Edwards: "Herm Edwards was full of advice. He was a real players' coach, and he played the game, so he understood what we're going through in our life. He was the one who just said, 'You just need one. One of everything, and you'll be fine. You don't need to get two. Go buy one chain. Go buy one car.' And, he taught the importance of taking care of your body, because it's a business. You are your own business, so you need to take care of yourself. Nobody is going to do it for you."

Former Chiefs CB Travis Daniels: "Travis Daniels was a veteran defensive back who came over [to Kansas City], had a lot of information, a lot of wisdom. And, he helped me make the decision to come to Baltimore. He just kind of had a reality check with me, like, 'Hey, you're OK. You're blessed. Things change, and you just have to go with the flow and still produce.' So, he helped get me here."

Former Dallas S Gerald Sensabaugh: "He was a guy that I learned a lot from both on and off the field. In Dallas, it's like the real NFL off-the-field type stuff, where people know who you are, and you have [outgoing] fans around. Fans will come up to you and engage all the time, so that's a different feel, and he helped me with that."

Former Cowboys TE Jason Witten: "Each year, I've learned how to become more in-tune with my body and just listen to it, because it talks all the time. So, the yoga, I've always seen Jason Witten do it. This offseason, I started working with a trainer that's pretty much like a DB guru, produces a lot of talent, elite talent in the Dallas area, and I started going to yoga with him and the crew. We were locked in."

Baltimore head coach John Harbaugh: "He is unscripted to me. He wears his emotions on his sleeve. He does a great job of finding the balance of just keeping it real but also being that coach and delivering that message sometimes. But sometimes, he's like, 'Let's just go. Let's just go play.' He keeps it where I'm like, 'OK, I know you're not just home writing stuff down.' Everything serves its purpose, so he has a good balance. I like him. It's a good place to play football."

His family: "My mom drilled me about the grades, and my dad drilled me about just staying on top of [myself] as a person, as a man and an athlete. It was a good balance. Parenting, it's a learning experience. I've learned something new every day. Learning how to raise my daughter ... I'm trying to raise a pre-teen. My son acts like he's a teenager already. He's five. So, it's a learning experience every day."

Denise Pittman, fourth- & fifth-grade teacher: "She started reading Harry Potter, and that's when I could really close my eyes and see the book come to life. She was my best teacher ever. She's a catalyst to my education. She was the one who made school fun for me."



RAVENS WINNING WAYS

TOP FRANCHISES / SINCE 2000

TOTAL WINS

1. New England Patriots . . . 250
2. Pittsburgh Steelers . . . 210
3. Indianapolis Colts . . . 198
4. Green Bay Packers . . . 194
5. Philadelphia Eagles . . . 191
- 6. BALTIMORE RAVENS . . . 188**

SUPER BOWL BERTHS

1. New England Patriots . . . 8
2. New York Giants . . . 3
- Pittsburgh Steelers . . . 3
- Seattle Seahawks . . . 3
- 5. BALTIMORE RAVENS . . . 2**
- Car., Den., Ind., Phi. . . . 2

SUPER BOWL TITLES

1. New England Patriots . . . 5
- 2. BALTIMORE RAVENS . . . 2**
- New York Giants . . . 2
- Pittsburgh Steelers . . . 2
- Den., GB, Ind., 1
- NO, Phi., Sea., TB 1

CONF. TITLE GAMES

1. New England Patriots . . 12
- Philadelphia Eagles 6
- Pittsburgh Steelers 6
- 4. BALTIMORE RAVENS 4**
- Green Bay Packers 4
- Indianapolis Colts 4

WINNING SEASONS

1. New England Patriots . . 18
- Green Bay, Pittsburgh . . 14
- Indianapolis Colts 13
- 5. Baltimore Ravens 12**
- Philadelphia, Seattle . . . 12

PLAYOFF BERTHS

1. New England Patriots . . 15
- Green Bay, Indianapolis . . 13
- Pittsburgh Steelers 12
- Philadelphia, Seattle . . 11
- 7. BALTIMORE RAVENS 10**

PLAYOFF GAMES

1. New England Patriots . . 37
- Pittsburgh Steelers 25
- Green Bay Packers 24
- Indianapolis Colts 24
- 5. BAL., Phi., Sea. 23**

PLAYOFF WINS

1. New England Patriots . . 27
- 2. BALTIMORE RAVENS . . . 15**
- Pittsburgh Steelers 15
- Philadelphia Eagles . . . 13
- Seattle Seahawks 13

SUPER BOWL CHAMPIONS



LB Ray Lewis - 2000 Super Bowl XXXV MVP

In a magnificent effort showcasing thrilling performances by their defense, offense and special teams units, the Baltimore Ravens won Super Bowl XXXV with a 34-7 victory over the New York Giants. Allowing the Giants a meager 152 total net yards, New York's attack crossed midfield just twice, while Baltimore's "D" posted 4 INTs. LB Ray Lewis was named the game's MVP, capping an accolade-filled season in which he was also tabbed the NFL's Defensive Player of the Year.



QB Joe Flacco - 2012 Super Bowl XLVII MVP

Baltimore defeated San Francisco, 34-31, in Super Bowl XLVII, capturing the franchise's second World Championship. After an amazing first-half performance, the Ravens took a commanding 28-6 lead. But following a bizarre, 34-minute power outage that halted play, the 49ers stormed back into contention. Clinging to a 34-29 edge late in the game, the Ravens stood firm on a pivotal goal-line stand, jamming SF on four-straight plays inside the 7-yard line. QB Joe Flacco was named the game's MVP.

PLAYOFF PERFORMERS

PLAYOFF WINNING PERCENTAGE (Since 1970 Merger)

Rk.	Team	Record	Pct.
1.	BALTIMORE RAVENS**	15-8	.652
2.	New England Patriots****	33-19	.635
3.	New York Giants****	20-12	.625
4.	San Francisco 49ers*****	30-19	.612
5.	Pittsburgh Steelers*****	36-24	.600

* Number of Super Bowl Titles

JOHN HARBAUGH ERA

(SINCE 2008)

PLAYOFF BERTHS

1. New England Patriots . . . 9
- Green Bay Packers 8
- Pittsburgh Steelers 7
- 4. BALTIMORE RAVENS 6**
- Atlanta Falcons 6
- Cincinnati Bengals 6
- Indianapolis Colts 6
- Seattle Seahawks 6

TOTAL WINS

1. New England Patriots . . 145
- Pittsburgh Steelers . . . 121
- Green Bay Packers . . . 113
- 4. BALTIMORE RAVENS . . 111**
- New Orleans Saints . . 111
- Denver Broncos 104
- Seattle Seahawks 104

PLAYOFF WINS

1. New England Patriots . . 13
- 2. BALTIMORE RAVENS . . . 10**
- Green Bay Packers 9
- Seattle Seahawks 9
- Pittsburgh Steelers 8

PLAYOFF GAMES

1. New England Patriots . . 20
- Green Bay Packers 16
- 3. BALTIMORE RAVENS . . . 15**
- Pittsburgh Steelers . . . 14
- Seattle Seahawks 14

AFC TITLE GAMES

1. New England Patriots . . . 7
- 2. BALTIMORE RAVENS . . . 3**
- Pittsburgh Steelers 3
- Denver Broncos 2
- Indianapolis Colts 2
- New York Jets 2

PLAYOFF ROAD WINS

- 1. BALTIMORE RAVENS 7**
- Green Bay Packers 5
- New York Jets 4
- San Francisco 49ers . . . 3
- NY Giants, Philadelphia . . 2
- Pittsburgh, Seattle 2

REG. SEASON WINS

1. New England Patriots . . 132
- Pittsburgh Steelers . . . 113
- New Orleans Saints . . . 105
- Green Bay Packers . . . 104
- 5. BALTIMORE RAVENS . . 101**
- Atlanta Falcons 99
- Denver Broncos 98

REG. SEASON HOME WINS

1. New England Patriots . . 74
- 2. BALTIMORE RAVENS . . . 63**
- Green Bay Packers . . . 63
- Pittsburgh Steelers . . . 61
- New Orleans Saints . . . 60
- Minnesota Vikings . . . 58
- Atlanta, Seattle 56

SUPER BOWL SUCCESS

The Baltimore Ravens are one of four franchises (New England, NY Giants and Pittsburgh) to win multiple Super Bowls since 2000.



HEAD COACH JOHN HARBAUGH

ALL-TIME RAVENS COACHING RECORDS

John Harbaugh is the third head coach in Baltimore Ravens history. He is the franchise's all-time winningest coach (111 total victories), with Brian Billick (85) ranking second.

SEASONS
RAVENS: 11TH
NFL: 21ST

Coach	Seasons	Reg. Season	Playoffs	Total
John Harbaugh	2008-18	101-71	10-5	111-76
Brian Billick	1999-2007	80-64	5-3	85-67
Ted Marchibroda	1996-98	16-31-1	n/a	16-31-1



HARBAUGH HEAD COACHING RECORDS (2008-18)

- Overall Career Record . . . 111-76
- Regular Season Record . . 101-71
- at Home 63-23
- on Road 38-48
- vs. AFC 77-52
- vs. AFC North 39-26
- vs. NFC 24-19
- Playoffs Record 10-5
- Home Playoff Games 2-0
- Road Playoff Games 7-5
- Super Bowl Record 1-0
- vs. Chiefs (includ. playoffs) . . . 3-1

RAVENS WINS UNDER HARBAUGH

Including playoffs (10-5), the Ravens are 111-76 since **John Harbaugh's** 2008 arrival, tying for the NFL's fourth-most victories.

TOTAL NFL WINS / INCLUDING PLAYOFFS / SINCE 2008

Rk.	Team	Total Wins
1.	New England Patriots	145
2.	Pittsburgh Steelers	121
3.	Green Bay Packers	113
4.	Baltimore Ravens	111
	New Orleans Saints	111

HARBAUGH SEASON-BY-SEASON

Year	Record	Playoffs (Result)
2018	7-5	TBD
2017	9-7	No Playoff Berth
2016	8-8	No Playoff Berth
2015	5-11	No Playoff Berth
2014	10-6	1-1 (Advanced to Divisional Round)
2013	8-8	No Playoff Berth
2012	10-6	4-0 (Won Super Bowl XLVII)
2011	12-4	1-1 (Advanced to AFC Championship)
2010	12-4	1-1 (Advanced to Divisional Round)
2009	9-7	1-1 (Advanced to Divisional Round)
2008	11-5	2-1 (Advanced to AFC Championship)

HARBS IS HISTORICALLY GOOD

MOST PLAYOFF WINS BY A COACH / FIRST 10 SEASONS (Since 1970 Merger)

Coach (Team)	Playoff Wins	Seasons
Joe Gibbs (Was.)	12	1981-90
Chuck Knoll (Pit.)	11	1968-78
John Harbaugh (Bal.)	10	2008-17
Bill Belichick (Cle. & NE)	10	1991-95, 2000-04
Andy Reid (Phi.)	10	1999-2008
George Seifert (SF, Car.)	10	1989-96, '99-'00
Bill Walsh (SF)	10	1979-88

THE HARBAUGH FILE

John Harbaugh has led the Ravens to a playoff berth in six (2008-12 & 2014) of his 10 full seasons in Baltimore, and in 2012, captured the franchise's second Super Bowl title. Under "Harbs," the Ravens have secured an appearance in three AFC Championships (2008, 2011 & 2012).

Here are several Harbaugh quick hits:

- The Ravens are one of only eight teams (NE – 9; GB – 8; Pit. – 7; Atl., Bal., Cin., Ind. & Sea. – 6) to earn at least six postseason berths in the last 10 years. (Baltimore has won at least one game in each of those playoff campaigns.)
- The Ravens' 10 playoff wins since 2008 rank second only to New England's 13.
- "Harbs" is the only head coach in NFL history to win a playoff game in each of his first four and five seasons.
- John and his brother, Jim (formerly of the 49ers), are the only head coaches to advance to three conference title games in the first five years as NFL bosses.
- Harbaugh is the only coach in NFL history to win a playoff game in six of the first seven seasons of a coaching career.
- In 2012, Harbaugh became the third coach (with Bill Cowher & Chuck Knox) since the 1970 merger to guide his team to the playoffs in each of his first five seasons.
- Harbaugh owns the third-most playoff wins (10, tied) by a coach in his first 10 seasons (since the 1970 merger).
- With the Ravens' 2014 playoff berth, Harbaugh became one of eight coaches in NFL history to make the postseason in six of their first seven seasons coaching.
- For coaches to make the playoffs in at least six of their first 10 years, "Harbs" is one of four active coaches to do so (Pete Carroll, Andy Reid & Mike Tomlin).
- Harbaugh, Tom Landry (Dal.) and Tom Coughlin (Jax./NYG) own the most road playoff wins (7) by a HC in NFL history.



HEAD COACH JOHN HARBAUGH

ACTIVE HEAD COACH WINNING PERCENTAGE

Head coach **John Harbaugh** owns the fifth-best winning percentage (.594) among active coaches (min. 75 games), compiling a strong 111-76 record (including playoffs).

ACTIVE HEAD COACHES / CAREER WINNING PERCENTAGE (Totals Include Regular Season and Playoff Games / Min. 75 Games)

Rk.	Coach	Team	Seasons	Record	Pct.
1.	Bill Belichick	Cle./NE	1991-95, 2000-18	287-132	.685
2.	Mike Tomlin	Steelers	2007-18	131-71-1	.648
3.	Sean Payton	Saints	2006-18	122-78	.610
4.	Andy Reid	Phi./KC	1999-2018	204-135-1	.602
5.	John Harbaugh	Ravens	2008-18	111-76	.594
6.	Pete Carroll	NYJ/NE/Sea.	'94, '97-99, '10-18	129-91-1	.586

TRENDS UNDER HARBS

On grass.	44-33
Artificial turf	57-38
September.	25-12
October	17-25
November	32-13
December	24-19
January	3-2
Leading at halftime	81-18
Leading after 3 quarters	89-16
When scoring first.	74-24
Positive or even turnover ratio.	79-29
Scoring 20 or more points	84-31
Scoring 30 or more points	37-5
Totaling 350 or more net yards.	55-26
Rushing for 150 or more yards.	31-6
Holding opp. under 250 net yards	36-6
Holding opp. under 21 points.	83-15
Holding opp. under 15 points.	60-7

POSTSEASON SUCCESS: ACTIVE COACHES

PLAYOFFS WIN PERCENTAGE (Min. 5 Games)

Rk.	Coach	Rec.	Pct.
1.	Bill Belichick	28-11	.718
2.	John Harbaugh	10-5	.667
3.	Dan Quinn	3-2	.600
4.	Pete Carroll	10-7	.588
5.	Sean Payton	7-5	.583

SUPER BOWL TITLES

1. Bill Belichick	5
2. John Harbaugh	1
Pete Carroll	1
Mike McCarthy	1
Sean Payton	1
Doug Pederson	1
Mike Tomlin	1

HARBAUGH'S PATH TO THE NFL

Team	Position	Years
Baltimore Ravens	Head Coach	2008-18
Philadelphia Eagles	Secondary	2007
Philadelphia Eagles	Special Teams Coord.	1998-2006
Indiana University	DBs/Special Teams Coord.	1997
University of Cincinnati	Assistant Head Coach	1995-96
University of Cincinnati	TEs/OLBs/RBs/Special Teams	1989-94
Morehead State	DBs/ST Coord./S&C Coach	1988
University of Pittsburgh	Tight Ends	1987
Western Michigan	Graduate Assistant	1984-86

RAVENS UNDER HARBAUGH: SINCE 2008



AFC TITLE GAMES
(2nd Most - tied, Pit.)



ROAD PLAYOFF WINS
(NFL High)



PLAYOFF WINS
(2nd Most, NE - 13)



WINS AT HOME
(2nd Most, tied, GB)



TOTAL VICTORIES
(4th Most, tied, NO)

"I like the message that John brings. He doesn't talk like a guy who has been here 10 years. It's amazing how he tends to rejuvenate himself and his message, and we're lucky to have a leader like him."

- Steve Bisciotti, Ravens Owner





JERRY ROSBURG & SPECIAL TEAMS NOTES



ROSBURG LEADS RAVENS SPECIALISTS

SEASONS
RAVENS: 11TH
NFL: 18TH

Special teams coordinator/associate head coach **Jerry Rosburg** has guided a stellar special teams group since arriving in Baltimore in 2008. Below are several standout notes about the coach and his successful group of specialists.

SIX PRO BOWLERS

• Six Ravens have earned eight combined Pro Bowl honors while playing for Rosburg: ST **Brendon Ayanbadejo** (2008), **K Billy Cundiff** (2010), **RS Jacoby Jones** (2012), **K Justin Tucker** (2013 & 2016), **LS Morgan Cox** (2015 & 2016) and **P Sam Koch** (2015).

PRIME KICKER & PUNTER

• Two-time Pro Bowl **K Justin Tucker**, who Rosburg scouted and helped sign as a rookie free agent, owns the NFL's most FGs (227) since entering the NFL in 2012. With a 90.4% career success mark, "Tuck" is the most accurate kicker in league history (227-of-251 on FGAs). Earning his first Pro Bowl nod in 2015, **P Sam Koch's** 46.7 gross average ranked No. 9 in the NFL that season, while his 42.9 net average was No. 2. In 2017, Koch led the NFL in both punts inside the 10 (16) and the 20 (a franchise-record 40).

2018: ANOTHER RAVENS RETURN MAN SCORES BIG

• In Week 12's win over Oakland, Baltimore native **CB/RS Cyrus Jones** posted a 70-yard punt return TD in the second quarter, marking the Ravens' first PR-TD since 10/15/17, when Michael Campanaro had a 77-yarder vs. Chicago. Dating back to 2011, six different Ravens have returned punts for touchdowns: Campanaro, Kaelin Clay, Tandon Doss, C. Jones, Jacoby Jones and Lardarius Webb.

RAVENS' BIG RETURNS IN JONES' MAGICAL SEASON

• Led by Pro Bowl **RS Jacoby Jones** in the 2012 Super Bowl season, Baltimore ranked first in the NFL in KOR average (27.3). Jones, who became the first player ever to record dual KORs of at least 105 yards in a career, tied for a league-leading 3 kick return TDs (2 KORs & 1 PR). He also tied an NFL record for longest KOR in a Super Bowl with his 108-yard KOR-TD. (In 2014's game at Pit., he added another 108-yarder to his resume, marking 4 total KOR-TDs over 100 yards in his career.)

BALTIMORE BLOCK PARTY

Since 2014, the Ravens have produced the NFL's third-most blocked kicks (13, tied), including an NFL-high (tied) 4 in 2016.

MOST BLOCKED KICKS (Since 2014)			MOST BLOCKED KICKS (2016 Season)		
Rk.	Team	Blocks	Rk.	Team	Blocks
1.	Miami	15	1.	Baltimore	4
	Philadelphia	15		Miami	4
3.	Bal. / Den. / NE	13	3.	Five Teams	3

RAVENS' 13 BLOCKS: BREAKDOWN (SINCE 2014)

Total Blocks	13	1st Qtr.	3	When Losing	8
FG Blocks	7	2nd Qtr.	1	When Winning	3
PAT Blocks	3	3rd Qtr.	3	When Tied	2
Punt Blocks	3	4th Qtr.	6	Record w/ Block	8-5

227

J. Tucker FGs Made
NFL's Most Since '12

914

J. Tucker Points Scored
NFL's 2nd Most Since 2012

90.4

J. Tucker Career FG %
Best in NFL History

5

Ravens KOR-TDs
NFL's 2nd Most Since '11

6

Ravens PR-TDs
NFL's 2nd Most Since '11
(tied with Chi.)

11

Ravens Total Return TDs
NFL's 2nd Most Since '11
(tied with KC)

SIX STRAIGHT IN THE TOP 5

In the past six full seasons (2012-17), the Ravens' special teams units have consistently been acknowledged as one of the league's best. In the annual special teams report from senior NFL writer Rick Gosselin, Baltimore has ranked in the NFL's Top 5 for six-straight seasons. (Gosselin's report is recognized by NFL teams as a special teams measuring stick.)

RAVENS SPECIAL TEAMS RANKINGS IN RICK GOSSELIN'S ANNUAL REPORT (Past Six Seasons)

Season	Ranking
2017	4th
2016	5th
2015	1st
2014	5th
2013	5th
2012	2nd

No other NFL team has been in the Top 5 (or even the Top 10) in each of the past six seasons.

TOP KOR AVERAGE

Since 2008, when **Jerry Rosburg** became the Ravens' ST coordinator, Baltimore owns the NFL's No. 1 KOR average (25.2).

NFL KICKOFF RETURN AVERAGE (Since 2008 / Rosburg's Baltimore Tenure)

Rk.	Team	KOR	Yards	Avg.	Long	TDs
1.	Baltimore Ravens	466	11,756	25.2	108t	7
2.	Minnesota Vikings	514	12,622	24.6	109t	10
3.	Atlanta Falcons	396	9,506	24.0	102t	1
4.	Seattle Seahawks	484	11,502	23.8	105t	6
5.	New York Jets	524	12,443	23.7	107t	6



DON "WINK" MARTINDALE & DEFENSIVE NOTES

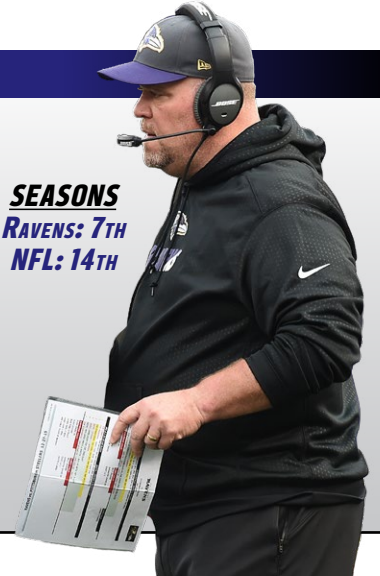
"WINK" LEADS THE DEFENSE

On Jan. 9, 2018, the Ravens promoted **Don "Wink" Martindale** to defensive coordinator following the retirement of Dean Pees. Martindale, 54, is in his seventh year with the Ravens after serving as LBs coach from 2016-17 and ILBs coach from 2012-15. Under his guidance, **LB C.J. Mosley** has become one of the league's top defenders, earning three Pro Bowls.

The 2018 campaign marks Martindale's 14th season coaching in the NFL, where he has also spent time with Oakland (2004-08) and Denver (2009-10). In 2010, he served as the Broncos' defensive coordinator.

"'Wink' has earned the promotion to defensive coordinator," **John Harbaugh** stated. "His aggressive mentality will serve to take our defense to new levels. He is obviously respected by players, many of whom have already benefited from his direct coaching at the linebacker position. He knows the ins and outs of what we have been about on defense and has been an important contributor to our success on that side of the ball."

SEASONS
RAVENS: 7TH
NFL: 14TH



2018 DEFENSIVE NUMBERS TO RAVE ABOUT

4.62 — Yards per play allowed by the Ravens' defense, ranking as the NFL's fewest. (Buffalo is second at 4.86.)

35 — Sacks by Baltimore, ranking ninth.

34.2 — Third-down percentage, ranking No. 3.

65 — Passes defended by the Ravens, ranking third.

67 — Tackles for loss by the Ravens, tying Chicago for sixth.

83.4 — Defensive passer rating by Baltimore, ranking No. 2 in the NFL (Chicago is first at 78.5).

SHUT 'EM DOWN

Dating back to 2017, 15 shutouts have been pitched by defenses throughout the NFL. Of those, a league-high 4, including Week 6's 21-0 win at Tennessee, have come courtesy of the Ravens.

MOST SHUTOUTS (Since 1996 / Ravens' Inception)		MOST SHUTOUTS (Since 2017)	
Rk.	Team	Rk.	Team
1.	Baltimore Ravens 14	1.	Baltimore Ravens 4
2.	San Francisco 49ers 11	2.	Jacksonville Jaguars 2
	Seattle Seahawks 11		Los Angeles Rams 2

ALL-TIME RAVENS 'D' COORDINATORS

Don Martindale joins a long line of great Ravens defensive coordinators, four of whom have gone on to become NFL head coaches: **Marvin Lewis** (1996-2001), **Mike Nolan** (2002-04), **Rex Ryan** (2005-08) and **Chuck Pagano** (2011).

RAVENS ALL-TIME DEFENSIVE COORDINATORS

Don Martindale (2018)	Rex Ryan (2005-08)
Dean Pees (2012-17)*	Mike Nolan (2002-04)
Chuck Pagano (2011)	Marvin Lewis (1996-2001)*
Greg Mattison (2009-10)	* Super Bowl-winning DC

RAVENS' NO. 1 DEFENSE

Entering Week 14, the Ravens own both the NFL's No. 1 overall (ypg) defense and No. 1 scoring (ppg) defense. Only once (2006) has Baltimore finished a season ranking No. 1 in each category.

2018 TOTAL DEFENSE

Rk.	Team	YPG
1.	Baltimore	281.7
2.	Buffalo	294.2
3.	Jacksonville	315.6
4.	Chicago	317.9
5.	Dallas	318.2

2018 SCORING DEFENSE

Rk.	Team	PPG
1.	Baltimore	17.8
2.	Dallas	18.6
3.	Houston	19.6
4.	Chicago	20.1
5.	Jacksonville	20.3

RAVENS "D" UNDER HARBAUGH

Don Martindale leads a defensive unit that, during the **John Harbaugh** Era (2008-18), has been superb.

POINTS PER GAME ALLOWED

1.	Baltimore	19.1
2.	Pittsburgh	19.2
3.	New England	19.5

TOUCHDOWNS ALLOWED

1.	Baltimore	347
2.	Pittsburgh	357
3.	Seattle	366

TOTAL NET YARDS ALLOWED

1.	Pittsburgh	308.6
2.	Baltimore	315.2
3.	NY Jets	322.5

OPPONENT PASSER RATING

1.	Baltimore	79.5
2.	Buffalo	81.0
3.	Cincinnati	81.8

RUSHING YARDS ALLOWED

1.	Pittsburgh	94.1
2.	Baltimore	97.4
3.	Minnesota	100.9

THIRD-DOWN DEFENSE

1.	Houston	35.9
2.	Baltimore	36.0
3.	Denver	36.3

SACK CITY, USA

In Week 6 at the Titans, Baltimore racked up a franchise-best 11 sacks, tying for the second most by a team in league history. They also stand as the most in an NFL game since 2012 (San Diego, 11).

MOST SINGLE-GAME SACKS RAVENS HISTORY

10/14/18 at Ten	11
11/24/11 vs. SF	9
11/26/06 vs. Pit	9
11/16/97 vs. Phi	9

Second-Half "D" Dominates: In Week 6 vs. Tennessee, the Ravens became the first team since the 1934 Lions not to allow a touchdown after halftime in each of their first six games of a season. (Baltimore's streak was then snapped by New Orleans in Week 7.)



MARTY MORNHINWEG & OFFENSIVE NOTES

MARTY MANS THE OFFENSE

Marty Mornhinweg was elevated to offensive coordinator on Oct. 10, 2016. A 24-year NFL coaching veteran, Mornhinweg, who joined Baltimore as QBs coach in 2015, is a former head coach of the Lions (2001-02). He has also served as offensive coordinator for the New York Jets (2013-14), Philadelphia Eagles (2004-12) and San Francisco 49ers (1997-2000).

FIVE PRO BOWLERS

- Throughout his NFL coaching career, five quarterbacks have earned Pro Bowl honors under Mornhinweg's direction: Michael Vick, Donovan McNabb, Steve Young, Jeff Garcia and Brett Favre.

SEASONS

RAVENS: 4TH
NFL: 24TH



MARTY'S NFL COORDINATOR ROLES

1997-2000: 49ers – Offensive Coordinator/QBs Coach

- During this span, SF offense ranked third in total net yards (364.6 ypg), including third in rushing (131.4 ypg) and fifth in passing (233.2 ypg).
- In 1999, the 49ers boasted the NFL's No. 1 rush offense (130.9 ypg).
- In 1998, SF offense ranked No. 1 in the NFL (425.0 ypg), including first in rushing (159.0 ypg) and second in passing (266.0 ypg).

2004-12: Eagles – Offensive Coordinator/Asst. Head Coach

- Under Mornhinweg, 10 offensive players earned a total of 17 Pro Bowl honors. Philly set a then-franchise best with 6,386 total net yards in 2011.
- In his first season (2004) guiding the offense, Philadelphia advanced to Super Bowl XXXIX.

2013-14: NY Jets – Offensive Coordinator

- Jets ranked third in the NFL rush offense (138.7 ypg) during this span.
- In 2014, helped guide a rushing attack that finished third in the NFL (142.5 ypg) behind RBs Chris Ivory and Chris Johnson.

2016-18: Baltimore Ravens – Offensive Coordinator

- In 2016, QB Joe Flacco threw for a franchise-record 4,317 yards.
- Over 2017 season's last nine games, Baltimore scored the NFL's second-most points per contest (29.4). During this span, the Ravens also ranked No. 1 in fewest giveaways (5) and No. 2 in sacks allowed (10).

TOP "0" UNDER HARBAUGH

The Ravens' Top 6 all-time single-game offensive outputs have come during the **John Harbaugh/QB Joe Flacco** Era, including a 496-yard performance vs. Miami with **Marty Mornhinweg** as O.C. in 2016.

RAVENS TOP TOTAL NET YARDS (Single-Game History)

Yards	Game/Date	Results
553	09/25/11 at STL	W, 37-7
548	12/13/09 vs. Det.	W, 48-3
533	12/23/12 vs. NYG	W, 33-14
503	09/23/12 vs. NE	W, 31-30
501	09/13/09 vs. KC	W, 38-24
496	12/04/16 vs. Mia.	W, 38-6

BALTIMORE RAVENS MOST TOTAL YARDS

(Since 2012 / Past Six Years)
12/23/12 vs. NYG 533
09/23/12 vs. NE 503
12/04/16 vs. Mia. 496
09/20/15 at Oak. 493
10/12/14 at TB 475
09/28/14 vs. Car. 454

RUN GAME QUICK HITS

- ✓ *By gaining 207 rushing yards in Week 13 at Atlanta, for the first time in franchise history, Baltimore rushed for at least 200 yards in three-consecutive games.*
- ✓ *Baltimore is the first NFL team since the 2010 Jaguars to post 200+ rushing yards in three-straight games during a season.*
- ✓ *Under Harbaugh, when rushing for at least 125 yards in a game, the Ravens have produced a 52-10 record. Baltimore is 31-6 when rushing for at least 150 yards and 13-1 when tallying at least 200 under Harbaugh.*

RAVENS STOUT ON THIRD DOWN

Baltimore ranks No. 5 in third-down offense, converting 83 of 176 attempts (47.2%). Here is a breakdown of the Ravens' third-down offensive rankings entering Week 14:

- Third-and-short (<4 yards)**41 of 52 (78.8%) – No. 1
- Third-and-1**26 of 30 (86.7%) – No. 1
- Third-and-2/3**15 of 22 (68.2%) – No. 3
- Third down overall** 83 of 176 (47.2%) – No. 5

10-PLAY TD DRIVES

Baltimore's offense has posted an NFL-high 30 10-play drives this season, 16 of which have produced touchdowns (also an NFL high).

10-PLAY TOUCHDOWN DRIVES / 2018 SEASON

Rk.	Team	Poss.	10-Play Drives	10-Play TDs
1.	Baltimore	134	30	16*
2.	New England	136	27	12
3.	Pittsburgh	140	26	15

* NFL high, with Pit. (15) in second.



2018 Ravens Rushing TDs tied (NE & Pit.) for NFL's Fourth Most



NFL-High 200-Yard Rushing Games by Baltimore in 2018 (Week 11, Week 12, Week 13)

RUN IT UP

There have been 21 200-yard rushing games in the NFL this season, with Baltimore producing a league-high three such performances, including two of the Top 10.

MOST RUSHING YARDS / TOP 10 GAMES / 2018 SEASON

Rk.	Team	Week/Opp.	Yards	Result
1.	NY Jets	5 vs. Broncos	323	W
2.	Houston	12 vs. Titans	281	W
3.	Seattle	10 at Rams	273	L
4.	LA Rams	6 at Broncos	270	W
5.	Baltimore	11 vs. Bengals	267	W
6.	Detroit	7 at Dolphins	248	W
7.	LA Chargers	6 at Browns	246	W
8.	New Orleans	10 at Bengals	244	W
9.	Baltimore	12 vs. Raiders	242	W
10.	Carolina	3 vs. Bengals	230	W



ASSISTANT COACHES

JERRY ROSBURG

SPECIAL TEAMS COORD. / ASSOC. HEAD COACH

In his 40th season coaching, Rosburg has guided an exceptional special teams group over his 10 years (2008-17) with the Ravens. Specifically in the past six full seasons (2012-17), the Ravens' ST units have consistently been acknowledged as one of the league's best. In the annual special teams report from senior NFL writer Rick Gosselin, Baltimore has ranked in the NFL's Top 5 for six-straight seasons (and is the only team to do so).

DON MARTINDALE

DEFENSIVE COORDINATOR

"Wink" was promoted to "D" coordinator on Jan. 9, 2018 after six years working with Baltimore's LBs. Originally joining the Ravens in 2012, during the past six seasons, Martindale has guided and helped grow a number of standout linebackers, most notably ILB C.J. Mosley. Martindale was the Broncos' "D" coordinator in 2010, and in 2009, coached all four LBs in the 3-4 scheme.

MARTY MORNHINWEG

OFFENSIVE COORDINATOR

Mornhinweg is in his third year as offensive coordinator, originally assuming the role in Week 6 of 2016. A 34-year coaching veteran and former NFL head coach (Lions), he has an extensive background coordinating offenses and tutoring QBs. Throughout his NFL career, five QBs have earned Pro Bowl honors under his direction: Michael Vick, Donovan McNabb, Jeff Garcia, Steve Young and Brett Favre.

GREG ROMAN

ASSISTANT HEAD COACH / TIGHT ENDS COACH

Roman is in his second stint with the Ravens, re-joining the team in 2017. In the latter part of '17, Baltimore's offense made big strides, and following the season, he was promoted to assistant head coach/TEs coach. Since his first term in Baltimore (2006-07), he has been a successful NFL offensive coordinator both in San Francisco and Buffalo.

RICHARD ANGULO

ASSISTANT OFFENSIVE LINE COACH

Angulo is in his fifth year with the Ravens and his second as the team's assistant offensive line coach. In 2017, he helped coach an offensive line that allowed the league's seventh-fewest sacks (27, tied with Minnesota). From 2015-16, he served as Baltimore's tight ends coach after being promoted from his original position of offensive coaching intern (2014).

ANDY BISCHOFF

OFFENSIVE ASSISTANT / TIGHT ENDS

Bischoff is in his fourth year with the Ravens and continues his work with the TEs, while aiding "O" coordinator Marty Mornhinweg and assistant head coach Greg Roman, who also coaches the TEs.

RANDY BROWN

SPECIALISTS COACH

Brown works directly with the kicking group – K Justin Tucker, P Sam Koch (holder) and LS Morgan Cox – and has coached five Pro Bowlers in Baltimore: Koch (2015), Cox (2015 & 2016), Tucker (2013 & 2016), K Billy Cundiff (2010) and K Matt Stover (last kicked for Ravens in 2008).

JOE CULLEN

DEFENSIVE LINE COACH

Cullen enters his third year as the Ravens' defensive line coach. He originally joined the team in 2016 following two seasons with the Buccaneers in the same role. A D-line specialist, he has 29 years of experience, including 11 in the NFL with five teams (Bal., TB, Cle., Jax. and Det.).

JOE D'ALESSANDRIS

OFFENSIVE LINE COACH

Pronounced *dell-ah-SAN-dress*, he is a 40-year coaching veteran who enters his second season as Baltimore's O-line coach. "Joe D" has extensive experience guiding and developing linemen, both in the collegiate ranks and pros. Since transitioning to the NFL in 2008, he's mentored players for the Chiefs, Bills, Chargers and Ravens.

BOBBY ENGRAM

WIDE RECEIVERS COACH

Engram, who enjoyed a 14-year NFL playing career, is in his fifth season as the Ravens' WRs coach. In his third year (2016) guiding Baltimore's receivers, his group helped record the second-most net passing yards in team history (4,100), including a franchise-best 4,317 by QB Joe Flacco.

THOMAS HAMMOCK

RUNNING BACKS COACH

Hammock is in his fifth year as the Ravens' RBs coach. In 2017, he helped guide RB Alex Collins to a breakout season, when the back tallied 973 rushing yards and 1,160 yards from scrimmage. Prior to joining the Ravens, he spent 11 years on the collegiate circuit, including three (2011-13) as Wisconsin's assistant HC/RBs/recruiting coordinator.

CHRIS HEWITT

SECONDARY COACH

Hewitt enters his second season as the secondary coach after being promoted prior to the 2017 campaign. He previously served as the team's DBs coach from 2015-16 and the assistant secondary coach in 2014. In his seventh-overall year in Baltimore, he also spent two years (2012-13) helping guide the special teams unit led by Jerry Rosburg.

CHRIS HORTON

ASSISTANT SPECIAL TEAMS COACH

Horton is in his third year as the Ravens' assistant special teams coach, working directly with Jerry Rosburg. Horton has helped Baltimore's special teams units

perform outstandingly in the three years he's been involved. In the annual special teams report from senior NFL writer Rick Gosselin, Baltimore has ranked in the NFL's Top 5 for six-straight seasons.

STERLING LUCAS

QUALITY CONTROL - DEFENSE

Lucas is in his third year with the Ravens after being promoted to a defensive quality control coach in January 2018, with responsibilities that include finding tips/tendencies on opponent offenses, self-scouting and working with the LBs.

MIKE MACDONALD

LINEBACKERS COACH

Macdonald is in his first season as the team's LBs coach. In his fifth year with the Ravens, he previously spent time as the defensive backs coach (2017) and as a defensive assistant (2015-16). He originally joined Baltimore in 2014 as a coaching intern.

JAMES URBAN

QUARTERBACKS COACH

Urban joined the Ravens in 2018. A 15-year NFL coaching veteran, he spent the past seven seasons with AFC North rival Cincinnati, coaching the WRs. He entered the NFL with the Eagles in 2004. After five seasons in two roles under Andy Reid, he was promoted to QBs coach his final two years (2009-10), coaching Pro Bowlers Donovan McNabb (2009) and Michael Vick (2010).

CRAIG VER STEEG

SENIOR OFFENSIVE ASSISTANT

Pronounced *ver-STEEG*, he is in his 11th year working with the Ravens. Ver Steeg, who owns 35 years of coaching experience, has an extensive background working with QBs, WRs and RBs. As one of John Harbaugh's original coaching hires (2008), he has assisted in game preparation, game and practice analysis and guiding players.

MATT WEISS

FOOTBALL STRATEGY COORD. / WRs

Weiss is in his 10th season with the Ravens after assisting with the QBs from 2016-17. Prior to joining the offense, he coached on defense in a variety of roles, including CBs, assistant LBs and quality control. In addition to his coaching duties, he's responsible for leading coaching staff analytics, advising John Harbaugh on game management and scripting situational practice periods.

DREW WILKINS

ASST. DEFENSIVE LINE / OLBS


Wilkins originally joined the Ravens in 2010 and was promoted to assistant D-line/OLBs coach in 2018. Wilkins, who spent three seasons (2014-16) as a defensive assistant, was responsible for weekly production of the defensive playbook, scouting reports, film breakdown and assisting with the development of the D-line in practice.



OZZIE NEWSOME / PERSONNEL NOTES

THE WIZARDRY OF OZ

SEASONS
RAVENS: 22
NFL: 40



Ozzie Newsome's legacy is unlike any the game has seen. Known throughout all of sports as a premier leader, Newsome is a Hall of Fame player, the architect of Baltimore's 2000 and 2012 Super Bowl championship teams and an elite personnel evaluator who became the NFL's first African American GM.

OZZIE NEWSOME CAREER SNAPSHOT

- NFL's first African American General Manager (promoted in 2002)
- Architect of Ravens 2000 & 2012 Super Bowl Championship Teams
- NFL Executive of the Year (2000)
- Pro Football Hall of Fame (class of 1999)
- State of Alabama Hall of Fame (class of 1995)
- National Football Foundation College Hall of Fame and NCAA Hall of Fame (class of 1994)
- 13-Year NFL Tight End with Cleveland Browns (1978-90)
- Three-Time Pro Bowler (1981, 1984-85)
- Four-Time Cleveland Touchdown Club Offensive Player of the Year
- Current Member of Two Major NFL Policy-Making Groups: Competition Committee and Player Care Foundation Board

FIRST-ROUND FINDS

Led by Ozzie Newsome, the Ravens have selected 24 players in the first round. These picks have earned 60 combined Pro Bowls, many All-Rookie honors, multiple Defensive Player of the Year Awards, two Super Bowl MVPs and two Hall of Fame enshrinements.

RAVENS ALL-TIME FIRST-ROUND DRAFT PICKS

Year	Name	Pick	Pro Bowls
1996	T Jonathan Ogden*~	4	11
1996	LB Ray Lewis* ++ ~-	26	13
1997	LB Peter Boulware*	4	4
1998	CB Duane Starks*	10	
1999	CB Chris McAlister*	10	3
2000	RB Jamal Lewis* =	5	1
2000	WR Travis Taylor	10	
2001	TE Todd Heap*	31	2
2002	S Ed Reed* +	24	9
2003	OLB Terrell Suggs* +	10	7
2003	QB Kyle Boller	19	
2005	WR Mark Clayton*	22	
2006	DT Haloti Ngata*	12	5
2007	G Ben Grubbs*	29	2
2008	QB Joe Flacco^ ~	18	
2009	T Michael Oher*	23	
2011	CB Jimmy Smith	27	
2013	S Matt Elam	32	
2014	LB C.J. Mosley*	17	3
2015	WR Breshad Perriman	26	
2016	T Ronnie Stanley	6	
2017	CB Marlon Humphrey	16	
2018	TE Hayden Hurst	25	
2018	QB Lamar Jackson	32	

* All-Rookie Team ^ Rookie of the Year (NFL.com Fan Vote)
 ~ Super Bowl MVP + Defensive Player of the Year Awards
 = Offensive Player of the Year Award - Pro Football Hall of Fame

HOMEGROWN PRO BOWLERS

Year Drafted (Rd.)	Name	Pro Bowls
1996 (1st)	LB Ray Lewis	13
1996 (1st)	T Jonathan Ogden	11
2002 (1st)	S Ed Reed	9
2003 (1st)	OLB Terrell Suggs	7
2007 (3rd)	G Marshal Yanda	6
2006 (1st)	DT Haloti Ngata	5
1997 (1st)	OLB Peter Boulware	4
1999 (1st)	CB Chris McAlister	3
2008 (2nd)	RB Ray Rice	3
2015 (RFA)	LS Morgan Cox #	2
2001 (1st)	TE Todd Heap	2
1996 (5th)	WR/RS Jermaine Lewis	2
2007 (4th)	FB Le'Ron McClain	2
2014 (1st)	LB C.J. Mosley	3
2000 (6th)	OLB Adalius Thomas	2
2012 (RFA)	K Justin Tucker #	2
2007 (1st)	G Ben Grubbs	1
2013 (4th)	FB Kyle Juszczyk	1
2006 (6th)	P Sam Koch	1
2000 (1st)	RB Jamal Lewis	1
2002 (RFA)	LB Bart Scott #	1

Undrafted rookie free agent **Bold** indicates 2017 Pro Bowler



HOMEGROWN
RAVENS PRO BOWL
PLAYERS



RAVENS
DRAFT PICKS
To Earn Pro Bowls



RAVENS
ROOKIE FREE AGENTS
To Earn Pro Bowls

Ozzie's First Two Draft Choices: Jonathan Ogden & Ray Lewis – Hall of Fame Legends

According to ESPN Stats & Info, with Ray Lewis' 2018 Hall of Fame induction, it marks the first time that two players (Ogden & Lewis in 1996) were drafted in the same round by the same team and reached the HOF in their first year of eligibility.



OZZIE NEWSOME / PERSONNEL NOTES

AN ELITE CLUB

The Ravens have won two Super Bowls during their 22-year history, doing so in 2000 and 2012. Baltimore is one of four franchises to win multiple World Championships since 2000.



MOST SUPER BOWL CHAMPIONSHIPS (Since 2000 Season)

Titles	Team	Seasons
5	New England Patriots	2001, '03-04, '14, '16
2	Baltimore Ravens	2000, '12
2	New York Giants	2007, '11
2	Pittsburgh Steelers	2005, '08

CONSISTENT CONTENDERS

The Ravens have earned 10 playoff berths in their history (2014, 2012, 2011, 2010, 2009, 2008, 2006, 2003, 2001 & 2000). Baltimore's 11 berths from 2000-17 rank fourth in the AFC and seventh overall in the NFL.

MOST NFL PLAYOFF BERTHS / 2000-17 / PAST 18 SEASONS

AFC	NFC
15 - New England	13 - Green Bay
13 - Indianapolis	11 - Philadelphia
12 - Pittsburgh	11 - Seattle
10 - Baltimore	

PLAYOFFS SINCE 2008

Baltimore is one of eight teams to earn a playoff berth in six of the past 10 full seasons. In each of those respective playoff years, the Ravens won at least one playoff game.

MOST PLAYOFF BERTHS / 2008-17 / PAST 10 SEASONS

Berths	Team	Seasons
9	New England Patriots	2009-17
8	Green Bay Packers	2009-16
7	Pittsburgh Steelers	2008, 2010-11, 2014-17
6	Baltimore Ravens	2008-12, 2014
6	Atlanta Falcons	2008, 2010-12, 2016-17
6	Cincinnati Bengals	2009, 2011-15
6	Indianapolis Colts	2008-10, 2012-14
6	Seattle Seahawks	2010, 2012-16

RAVENS "20/20" CLUB

The "20/20 Club" includes members of the team's personnel staff who started with the Ravens as young assistants and grew into evaluators with more input. The term "20/20" refers to hiring 20-year-olds for \$20,000. But according to **Ozzie Newsome**: "The guys actually started when they were a little older than 20 and for more than \$20,000, but that's what we call them."

RAVENS "20/20 CLUB" GRADUATES / CURRENT SCOUTS

Name	Joined Ravens	Current Title
George Kokinis (Cle.)	1991	Senior Personnel Assistant
Eric DeCosta	1996	Assistant General Manager
Joe Hortiz	1998	Director of College Scouting
Chad Alexander	1999	Asst. Dir. of Pro Personnel
Mark Azevedo	2005	Northeast Area Scout
David Blackburn	2007	West Area Scout
Andrew Raphael	2013	Southeast Area Scout
Brandon Berning	2015	Midwest/SW Area Scout
Joey Cleary	2015	College & Pro Scout

UNDRAFTED GEMS

Undrafted rookies **LB Chris Board**, WR/RS Janarion Grant and CB Darius Williams made the Ravens' 2018 Week 1 roster. Their statuses marked the 15th-straight season a RFA has made Baltimore's roster, tying for the NFL's second-longest active streak.

CONSECUTIVE SEASONS W/ ROOKIE FA ON WEEK 1 ROSTER (Current NFL Streaks)

Rk.	Team	Seasons
1.	Indianapolis Colts	20
2.	Baltimore Ravens	15
	Denver, New England	15

ROOKIE FREE AGENTS

The Ravens have a history of unearthing rookie free agent gems. On their 2018 Week 14 roster, the Ravens have nine such players who were originally signed by the team as undrafted players.

ORIGINAL RAVENS ROOKIE FA SIGNINGS / 2018 ROSTER

2010: LS Morgan Cox	2016: G/C Matt Skura
2012: K Justin Tucker	2017: FB/DL Patrick Ricard
2014: T James Hurst	2018: LB Chris Board
2016: LB Patrick Onwuasor	2018: RB Gus Edwards
2016: DT Michael Pierce	

RAVENS FIND SUCCESS IN EVERY ROUND

- 1st** → Jonathan Ogden ('96), Ray Lewis ('96), Peter Boulware ('97), Chris McAlister ('99), Jamal Lewis ('00), Todd Heap ('01), Ed Reed ('02), Terrell Suggs ('03), Haloti Ngata ('06), Joe Flacco ('08), Jimmy Smith ('11), C.J. Mosley ('14), Ronnie Stanley ('16), Marlon Humphrey ('17)
- 2nd** → Jamie Sharper ('97), Ray Rice ('08), Torrey Smith ('11), Courtney Upshaw ('12), Kelechi Osemele ('12), Timmy Jernigan ('14)
- 3rd** → Casey Rabach ('01), Marshal Yanda ('07), Lardarius Webb ('09), Brandon Williams ('13), Crockett Gillmore ('14)
- 4th** → Edwin Mulitalo ('99), Jarret Johnson ('03), Le'Ron McClain ('07), Dennis Pitta ('10), Kyle Juszczyk ('13), Alex Lewis ('16), Tavon Young ('16)
- 5th** → Jermaine Lewis ('96), Dawan Landry ('06), Arthur Jones ('10), Pernell McPhee ('11), Rick Wagner ('13), Matthew Judon ('16)
- 6th** → Adalius Thomas ('00), Chester Taylor ('02), Sam Koch ('06), Haruki Nakamura ('08), Tyrod Taylor ('11), Maurice Canady ('16)
- 7th** → DeAngelo Tyson ('12), Michael Campanaro ('14)
- RFA** → Mike Flynn ('97), Priest Holmes ('97), Will Demps ('02), Bart Scott ('02), Ma'ake Kemoeatu ('02), Jameel McClain ('08), Dannell Ellerbe ('09), Morgan Cox ('10), Justin Tucker ('12), James Hurst ('14), Zach Orr ('14), Patrick Onwuasor ('16), Michael Pierce ('16), Matt Skura ('16)



IRONMEN & TURNOVER NOTES

NFL IRONMEN

Among active NFL players, Ravens **P Sam Koch** (204) & **CB Brandon Carr** (172) each rank first at their respective positions for current streaks of most consecutive games played. Koch's streak also ranks as the longest in Ravens history.

CONSECUTIVE GAMES PLAYED / CURRENT NFL STREAKS

PUNTERS		CORNERBACKS	
1. Sam Koch (Bal.)	204	1. Brandon Carr (Bal.) . . .	172
2. Brett Kern (Ten.)	172	2. Patrick Peterson (Ari.) . .	124
3. Dustin Colquitt (KC)	164	3. Chris Harris (Den.)	106

CARR IS THE IRON HORSE

Ravens **CB Brandon Carr's** 172-consecutive *starts* rank as the NFL's longest active streak among defensive players, and it stands second overall among all NFL players.

NFL CONSECUTIVE GAMES STARTED / CURRENT STREAKS

Rk.	Player	Games
1.	Philip Rivers (LAC)	204
2.	Brandon Carr (Bal.)	172
3.	Glover Quin (Det.)	144
4.	Matt Ryan (Atl.)	143
5.	Patrick Peterson (Ari.)	124
	Matthew Stafford (Det.)	124
	Ryan Kerrigan (Was.)	124

RAVENS IRONMEN

RAVENS CONSECUTIVE GAMES PLAYED / CURRENT STREAKS

Rk.	Player	Games
1.	Sam Koch	204
2.	Justin Tucker	108
3.	Anthony Levine Sr.	92

RAVENS CONSECUTIVE GAMES PLAYED / ALL-TIME STREAKS

Rk.	Player	Games	Years
1.	Sam Koch	204	2006-present
2.	Jarret Johnson	129	2003-11
3.	Joe Flacco	122	2008-2015
4.	Peter Boulware	111	1997-2003
5.	Matt Stover	110	2002-08

BALTIMORE RAVENS MOST ALL-TIME GAMES PLAYED

Rk.	Player	Games	Years
1.	Ray Lewis	228	1996-2012
2.	Terrell Suggs	225	2003-present
3.	Matt Stover	207	1996-2008
4.	Sam Koch	204	2006-present
5.	Jonathan Ogden	177	1996-2007
6.	Joe Flacco	163	2008-present
7.	Ed Reed	160	2002-12
8.	Marshal Yanda	158	2007-present
9.	Jarret Johnson	143	2003-11
10.	Chris McAlister	135	1999-2008
	Haloti Ngata	135	2006-14
12.	Kelly Gregg	134	2001-10
13.	Mike Flynn	133	1998-2007
	Todd Heap	133	2001-10

TURNOVER MARGIN SINCE 2008

Since **John Harbaugh's** 2008 Baltimore arrival, the Ravens have produced the NFL's fifth-best turnover differential (+40).

NFL's TOP TURNOVER DIFFERENTIALS (Since 2008 / John Harbaugh Era)

Rk.	Team	Takeaways	Giveaways	Turnover Diff.
1.	New England	299	170	+129
2.	Green Bay	291	198	+93
3.	Kansas City	277	222	+55
4.	Seattle	277	223	+54
5.	Baltimore	275	235	+40
6.	Carolina	297	259	+38
7.	Atlanta	258	225	+33

* Ravens (+17) ranked No. 1 in the NFL in 2017.

TURNOVERS AT HOME

Baltimore owns a +53 differential *at home* during the **John Harbaugh** Era, ranking as the league's third-best mark.

NFL's TOP TURNOVER DIFFERENTIALS / AT HOME (Since 2008 / John Harbaugh Era)

Rk.	Team	Takeaways	Giveaways	Turnover Diff.
1.	Green Bay	164	86	+78
2.	New England	158	83	+75
3.	Baltimore	153	100	+53
4.	Seattle	154	105	+49

TURNOVER TABLE SINCE 2000

Year	TA/TO	Plus/Minus	Record
2018	9/15	-6	7-5
2017	34/17	+17	9-7
2016	28/23	+5	8-8
2015	14/28	-14	5-11
2014	22/20	+2	10-6
2013	24/29	-5	8-8
2012	25/16	+9	10-6
2011	26/24	+2	12-4
2010	27/20	+7	12-4
2009	32/22	+10	9-7
2008	34/21	+13	11-5
2007	23/40	-17	5-11
2006	40/23	+17	13-3
2005	26/36	-10	6-10
2004	34/23	+11	9-7
2003	41/38	+3	10-6
2002	31/32	-1	7-9
2001	28/36	-8	10-6
2000	49/26	+23	12-4
Total	547/489	+58	173-127

RAVENS ARE...

Since 2000, here are the Ravens' records in a game:
 When turnover ratio is +2 or better 76-5
 When turnover ratio is +1 or better 111-17
 When turnover ratio is even 31-23
 When turnover ratio is negative 30-85

Note: Since 2000, the Ravens are 76-5 when posting at least a +2 turnover margin, with the only losses coming in 2010 (23-20 OT at NE), 2012 (24-23 at Phi.), 2014 (34-33 vs. SD) and 2016 (27-23 at NYG & 30-23 at NE).



THAT M&T MAGIC



AT HOME UNDER HARBAUGH

Under **John Harbaugh** (since 2008) the Ravens own the NFL's third-best home winning pct. (.733), going 63-23 at M&T Bank Stadium.

NFL'S BEST REGULAR SEASON HOME RECORDS (John Harbaugh Era / Since 2008)

Rk.	Team	Record	Pct.
1.	New England Patriots	74-12	.860
2.	Green Bay Packers	63-21-2	.744
3.	Baltimore Ravens	63-23	.733
4.	Pittsburgh Steelers	61-25	.709
5.	New Orleans Saints	60-26	.698

RAVENS STRONG AT HOME

Simply put, the Ravens have been strong at home since the day they arrived in Baltimore. Below are the Ravens' respective home records and corresponding NFL rankings during several periods.

RAVENS HOME RECORDS / NFL RANKINGS

Time Period (Milestone)	Record	NFL Rank
Since 2010 (Past Eight-plus Seasons)	51-19	3
Since 2008 (John Harbaugh's Arrival)	63-23	3
Since 2000 (First Super Bowl Season)	109-41	2
Since 1998 (M&T Bank Stadium Opened)	117-49	3
Since 1996 (Team's Inception)	124-57-1	5

AT HOME, RAVENS ARE...

- Under head coach **John Harbaugh**, the Ravens are 20-4 in November home games, producing the NFL's best such record. The Ravens have won 18 of their past 21 home games during the month.
- Baltimore is 8-1 at home in November against AFC North foes under Harbaugh. Overall under Harbaugh, the Ravens are 22-10 in home games played against AFC North foes.
- Under Harbaugh (since 2008), Baltimore has gone 16-5 against NFC teams at M&T Bank Stadium, producing the third-best home record by an AFC squad vs. the "other" conference. (Den. & Pit. are 17-5.)
- Under Harbaugh, the Ravens are 17-2 in September home games. The Ravens have won 20 of their past 22 home games in the month of September (dating back to 2006).
- The Ravens are 16-8 at home in the month of December under Harbaugh and 36-16 in such games during their history.
- Baltimore has won 17 of its last 24 home games vs. AFC North foes.
- Baltimore has won 19 of its last 24 home games vs. NFC teams.
- The Ravens are 13-3 at home all time against teams from the *West Coast* (Oak. – 6-1, SD – 3-1, SF – 2-0 and Sea. – 2-1).
- In their history, the Ravens have hosted 18 games when the temperature was below 40 degrees. Baltimore is 15-3 in these games.

TOP "D" AT HOME

Baltimore has permitted an NFL-best 16.6 ppg at home during the **John Harbaugh** Era. Under "Harbs," the Ravens are 30-0 at home when allowing 10 points or fewer. In 19 of those games, the Ravens gave up no more than 7 points.

FEWEST POINTS/GAME ALLOWED AT HOME (Since 2008)

Rk.	Team	PPG
1.	Baltimore	16.6
2.	Seattle	18.3
3.	New England	18.6

RAVENS DEFENSE AT HOME (SINCE 2008)



Points Per Game Allowed (NFL's Fewest)



Opponent Passer Rating (NFL's Best)



Yards Per Game Allowed (NFL's Best)

M&T BANK STADIUM FAST FACTS

- ✓ Dating back to 2008, the Ravens have outscored opponents 2,159 to 1,429 at home. In their 63 wins during this span, the margin of victory has been a strong 14.4 points per game.
- ✓ The Ravens own a +730 point differential at home under John Harbaugh, ranking No. 3 in the NFL (NE is +1,062 & GB is +797).
- ✓ In the 47-3 Week 1 win over Buffalo, Baltimore allowed 3 or fewer points at home for the fifth time under John Harbaugh.

QUITE THE HOME HISTORY

The Ravens' "D" has been stout at home for many seasons. Since 2003, Baltimore ranks first in fewest points allowed per game (16.4) among home teams. The Ravens have also registered the top mark in terms of fewest yards allowed per game (292.5).

BEST NFL DEFENSES AT HOME / SINCE 2003

TOTAL DEFENSE (Fewest Yards Allowed)

1.	Baltimore	292.5
2.	Pittsburgh	299.2
3.	NY Jets	310.7

POINTS PER GAME (Fewest Allowed)

1.	Baltimore	16.4
2.	New England	17.2
3.	Seattle	18.0

INTERCEPTIONS (Most in NFL)

1.	Cincinnati	154
2.	Baltimore	153
	New England	153

SACKS (Most in NFL)

1.	Minnesota	352
2.	Baltimore	335
3.	Pittsburgh	330



ALL-TIME RESULTS / TRENDS

RAVENS ALL-TIME RECORDS

	<u>Overall Record</u>	<u>Home</u>	<u>Away</u>
Overall	197-166-1	124-57-1	73-109
In M&T Bank Stadium (since 1998)	117-49	117-49	n/a
Coached by Ted Marchibroda	16-31-1	11-12-1	5-19
Coached by Brian Billick	80-64	50-22	30-42
Coached by John Harbaugh	101-71	63-23	38-48
vs. AFC Teams	153-128	97-50	56-78
vs. AFC North	57-44	34-16	23-28
vs. AFC Central (1996-2001)	26-28	13-14	13-14
vs. AFC East	23-21	17-5	6-16
vs. AFC South	18-17	12-5	6-12
vs. AFC West	25-18	17-7	8-11
vs. NFC Teams	49-39-1	32-10-1	17-29
vs. NFC North	8-8	6-2	2-6
vs. NFC Central (1996-2001)	3-5	3-1	0-4
vs. NFC East	13-9-1	8-2-1	5-7
vs. NFC South	11-8	5-4	6-4
vs. NFC West	14-9	10-1	4-8
On Monday Night Football	12-11	5-2	7-9
On Thursday Night Football	7-5	6-1	1-4
On Saturday	3-1	2-0	1-1
In Overtime	12-12-1	7-4-1	5-8
Ravens Shutout Wins	14-0	6-0	8-0
In Season Openers	12-11	8-4	4-7
Indoors	6-15	n/a	6-15
Note: Baltimore has played in Houston's Reliant/NRG Stadium five times (3-2), Indy's Lucas Oil Stadium twice (0-2), Dallas' Texas Stadium once (1-0) and Atlanta's Mercedes-Benz Stadium once (1-0). Three of those games at Reliant Stadium (12/13/10, 10/21/12 & 12/21/14) came when the roof was closed, meaning those games were "indoors," while the other games listed are considered "outdoors" due to open roofs.			
In August	0-1	0-1	0-0
In September	48-30	31-7	17-23
In October	36-52	19-20	17-32
In November	57-39-1	35-13-1	22-26
In December	51-40	36-16	15-24
In January	5-4	3-0	2-4

RAVENS RESULTS WHEN...

<u>Team</u>	<u>Since 2000</u>	<u>Since 2008</u>	<u>2018</u>
Record	173-127	101-71	7-5
vs. AFC North (since 2002)	57-44	39-26	2-3
vs. AFC	131-95	77-52	6-3
vs. NFC	42-32	24-19	1-2
Home	109-41	64-23	4-2
Away	64-86	38-48	3-3
On grass	82-69	44-33	6-4
Artificial turf	91-58	57-38	1-1
Outdoors	168-115	95-63	7-5
Indoors	5-12	4-7	0-0
September	40-23	25-12	3-1
October	33-41	17-25	1-3
November	52-27	32-13	2-1
December	43-33	24-19	1-0
January	5-3	3-2	0-0
Leading at halftime	136-24	81-18	6-1
Trailing at halftime	27-90	14-48	0-4
Tied at halftime	10-13	6-5	1-0
Tied after 3 quarters	4-6	2-2	1-0
Leading After 3 quarters	147-18	89-16	6-1
Trailing after 3 quarters	23-102	10-56	0-4
Decided by 7 points or less	71-70	40-46	1-3
Decided by 3 points or less	40-40	24-26	1-2
When scoring first	120-39	74-24	4-4
When not scoring first	54-88	27-47	3-1
Positive or even turnover ratio	143-41	79-29	4-2
Negative turnover ratio	30-86	22-42	3-3
Winning penalty ratio	78-53	47-27	3-4
Losing penalty ratio	83-64	46-36	4-1
Overtime	9-10	6-7	0-1
When returning a KOR for a TD	5-3	5-2	0-0
When returning a PR for a TD	9-3	5-1	1-0

<u>Offense</u>	<u>Since 2000</u>	<u>Since 2008</u>	<u>2018</u>
Scoring 20 or more points	135-46	34-31	7-3
Scoring 30 or more points	57-7	37-5	2-0
Having 20 or more first downs	80-49	58-30	7-4
Totaling 350 or more net yards	80-41	55-26	6-3
At least 35 minutes time of poss.	46-7	26-5	5-0
Rushing for 150 or more yards	56-14	31-6	3-0
When not throwing an INT	95-22	57-15	3-2
With a 100-yard rusher	54-21	26-8	2-0
Without a 100-yard rusher	119-106	75-63	5-5
With a 100-yard receiver	38-23	25-16	1-1
Without a 100-yard receiver	135-104	76-55	6-4
With a 300-yard passer	22-19	19-14	1-1
Without a 300-yard passer	151-108	82-57	6-4
<u>Defense</u>	<u>Since 2000</u>	<u>Since 2008</u>	<u>2018</u>
When scoring a defensive TD	44-7	22-5	2-0
When returning an INT for a TD	33-3	15-2	0-0
When returning a fumble for a TD	11-4	7-3	2-0
Recording 3 or more sacks	95-38	49-24	5-1
Holding opp. under 250 net yards	52-6	36-6	4-0
Holding opp. under 21 points	139-36	83-15	6-1
Holding opp. under 15 points	108-16	60-7	4-1
Allowing a 100-yard rusher	17-28	10-17	0-1
Not allowing a 100-yard rusher	155-100	91-54	7-4
Allowing a 100-yard receiver	35-39	18-23	0-0
Not allowing a 100-yard receiver	139-87	83-48	7-5
Allowing a 300-yard passer	22-26	14-18	0-1
Not allowing a 300-yard passer	150-101	87-53	7-4

TERRELL SUGGS NOTES



55 SUGGS
16TH SEASON
7 PRO BOWLS
2011 NFL DPOY
6-3, 265
OUTSIDE LINEBACKER

SUGGS SIZZLES

OLB Terrell Suggs, the 2011 DPOY and Ravens' all-time sacks leader (132), has 6.5 QB drops this season. In Week 12's win over Oakland, Suggs (age 36) scored a 43-yard FR-TD, becoming the second-oldest player in league history with a FR-TD of at least 40 yards (Sam Mills, 41 yards at age 36 in 1996).

RAVENS ALL-TIME SACKS

Rk.	Player (Years)	Sacks
1.	Terrell Suggs (2003-18)	132.0
2.	Peter Boulware (1997-2005)	70.0
3.	Michael McCrary (1997-2002)	51.0
4.	Ray Lewis (1996-2012)	41.5
5.	Adalius Thomas (2000-06)	38.5

RAVENS ALL-TIME TACKLES

Rk.	Player (Years)	Tackles
1.	Ray Lewis (1996-2012)	2,643
2.	Terrell Suggs (2003-18)	933
3.	Kelly Gregg (2001-10)	721
4.	Ed Reed (2002-12)	661
5.	C.J. Mosley (2014-18)	546
6.	Haloti Ngata (2006-14)	528

*"It's a no-brainer. He's such a phenomenal football player and leader. Everything he brings to the game of football is special."
 – Ben Roethlisberger, Steelers QB, on if Terrell Suggs should be a Hall of Fame player*

SUGGS' STANDINGS

SUGGS' CAREER SACKS (Most vs. a Single Team)

1. Cleveland Browns 19
2. Pittsburgh Steelers 15
3. Cincinnati Bengals 12.5
4. Miami Dolphins 8.5

Note: Including playoffs, Suggs has totaled 20 sacks vs. Pittsburgh.

RAVENS SACKS LEADERS (2018 Season)

1. **Terrell Suggs** 6.5
- Za'Darius Smith 6.5
3. Matthew Judon 6
4. Patrick Onwuasor 3
5. Kenny Young 2.5
6. T. Williams, T. Young 2

RAVENS SACKS LEADERS (Single-Season Records)

1. Elvis Dumervil (2014) 17
2. Peter Boulware (2001) 15
3. Michael McCrary (1998) .. 14.5
4. **Terrell Suggs (2011)** 14
5. Trevor Pryce (2006) 13
6. **Terrell Suggs (2014, 2003)** .. 12

RAVENS FORCED FUMBLES (Career Leaders)

1. **Terrell Suggs** 37
2. Ray Lewis 20
3. Adalius Thomas 17
4. Peter Boulware 13
5. Ed Reed 11
6. Jarret Johnson 9

ALL-TIME NFL SACK LEADERS

OLB Terrell Suggs' 131 career sacks rank second among active players and stand as the 15th most in NFL history.

NFL SACKS LEADERS / ALL TIME

Rk.	Player	Sacks
1.	Bruce Smith*	200.0
2.	Reggie White*	198.0
3.	Kevin Greene*	160.0
4.	Julius Peppers (active) ..	158.5
5.	Chris Doleman*	150.5
6.	Michael Strahan*.....	141.5
7.	Jason Taylor*	139.5
8.	DeMarcus Ware.....	138.5
9.	Richard Dent*	137.5
	John Randle*	137.5
11.	Jared Allen	136.0
12.	John Abraham	133.5
13.	Leslie O'Neal	132.5
	Lawrence Taylor*.....	132.5
15.	Terrell Suggs (active) . . .	132.0
16.	Rickey Jackson*	128.0
17.	Derrick Thomas*	126.5

* Pro Football Hall of Famer



Suggs' Career Sacks
(15th All Time)



Defenders w/ Most Sacks for a Franchise

Bruce Smith (Buf.).....	171
Michael Strahan (NYG) ...	141.5
Lawrence Taylor (NYG)....	132.5
Terrell Suggs (Bal.)	132
Jason Taylor (Mia.).....	131

A PLAYOFF PERFORMER

OLB Terrell Suggs has posted 12.5 sacks in the playoffs, producing a mark that ranks third in all-time NFL postseason history.

NFL POSTSEASON SACKS LEADERS / ALL TIME

Rk.	Player	Sacks	Yards
1.	Willie McGinest	16.0	113.5
2.	Bruce Smith	14.5	109.5
3.	Terrell Suggs	12.5	79.0

VETERAN DEFENDERS

MOST REGULAR SEASON GAMES PLAYED (Active NFL Defenders)

Rk.	Player (Year Entered NFL)	Games
1.	DE Julius Peppers (2002)	262
2.	OLB Terrell Suggs (2003)	225
3.	S Mike Adams (2004)	218

SUGGS A STRIP-SACK ARTIST

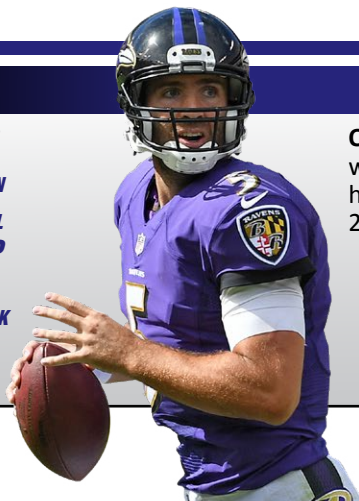
MOST CAREER STRIP-SACKS (Active NFL Defenders)

Rk.	Players	Strip-Sacks
1.	Julius Peppers (Car.)	39
2.	Terrell Suggs (Bal.)	31

Note: Suggs tallied 4 strip-sacks in 2017.

- ✓ *The Ravens are 76-32 all time when Suggs records at least a half-sack, 20-1 when he tallies 2-or-more sacks and 5-0 when he has 3 sacks.*
- ✓ *Suggs is the only active NFL player with 900 tackles, 100 sacks & 30 FFs.*

JOE FLACCO NOTES



THE FRANCHISE QUARTERBACK

5 FLACCO

11TH SEASON

SUPER BOWL
XLVII MVP

6-6, 245
QUARTERBACK

QB Joe Flacco is the Ravens' all-time leading passer in every major category. Flacco, who led Baltimore to a Super Bowl XLVII victory in 2012 (and earned game MVP honors), is in his 11th NFL campaign. In nine games this season, Flacco has completed 232 of 379 passes (61.2%) for 2,465 yards, 12 TDs and 6 INTs (84.2 rating).

RAVENS CAREER PASSING LEADERS

Rk.	Player	G	Att	Cmp	Pct	Yards	TDs	INTs	Rate
1.	Joe Flacco	163	5,670	3,499	61.7	38,245	212	136	84.1
2.	Kyle Boller	53	1,311	746	56.9	7,846	45	44	71.9
3.	V. Testaverde	29	1,019	596	58.5	7,148	51	34	82.8

PLAYOFF PERFECTION

Super Bowl XLVII MVP QB Joe Flacco was masterful during the Ravens' 2012 playoff run, completing 73 of 126 passes for 1,140 yards, 11 TDs and 0 INTs to produce a 117.2 passer rating. Flacco joined Hall of Fame QB Joe Montana (1989) as the only players to produce 11 TDs and 0 INTs during an NFL postseason.

JOE FLACCO STATISTICS / 2012 PLAYOFFS

Game (Opp./Rd.)	Cmp-Att	Pct.	Yards	TDs	INTs	Rate
1/06/13 vs. Ind. (WC)	12-23	52.2	282	2	0	125.6
1/12/13 at Den. (Div.)	18-34	52.9	331	3	0	116.2
1/20/13 at NE (AFC)	21-36	58.3	240	3	0	106.3
2/03/13 at SF (SB)	22-33	66.6	287	3	0	124.2
Totals (Record: 4-0)	73-126	57.9	1,140	11	0	117.2

FLACCO POSTSEASON QUICK HITS

- ✓ Flacco, Joe Montana (1989) and Kurt Warner (2008) are the only QBs in NFL history to throw 11 TDs in a single postseason. Neither Flacco nor Montana threw an INT.
- ✓ In the Ravens' last 10 playoff games (since 2010), Flacco is 196-of-327 for 2,563 yards, 24 TDs and 4 INTs (104.1 rating). He has led the Ravens to a 7-3 record in these contests.
- ✓ In Baltimore's last six playoff games (5-1 record), Flacco has thrown 17 TDs and 2 INTs. Completing 119 of 200 passes for 1,691 yards, he owns a magnificent 111.1 QB rating.
- ✓ Flacco has thrown at least 2 TDs in eight-straight playoff games, marking the longest streak in NFL postseason history.

QUARTERBACK WINS

MOST TOTAL WINS BY QBs (Includes Playoffs / Since 2008)

Rk.	Player	Record
1.	Tom Brady	132-41
2.	Drew Brees	111-69
	Ben Roethlisberger	111-57-1
4.	Aaron Rodgers	107-62-1
5.	Joe Flacco	106-72

MOST REGULAR SEASON WINS BY QBs (First SEVEN Seasons / NFL History)

Rk.	Player	Wins
1.	Joe Flacco (2008-14)	72
2.	Tom Brady (2000-06)	70
3.	Ben Roethlisberger (2004-10)	69

MOST REGULAR SEASON WINS BY QBs (First EIGHT Seasons / NFL History)

Rk.	Player	Wins
1.	Tom Brady (2000-07)	86
2.	Ben Roethlisberger (2004-11)	80
	Peyton Manning (1998-2005)	80
4.	Jim Kelly (1986-93)	76
5.	Joe Flacco (2008-15)	75

MOST REGULAR SEASON WINS BY QBs (First NINE Seasons / NFL History)

Rk.	Player	Wins
1.	Peyton Manning (1998-2006)	92
2.	Tom Brady (2000-08)	87
	Ben Roethlisberger (2004-12)	87
4.	Matt Ryan (2008-16)	85
5.	Joe Flacco (2008-16)	83
	Jim Kelly (1986-94)	83

QB PLAYOFF VICTORIES

PLAYOFF WINS (ACTIVE QBs / SINCE 2008)

1.	Tom Brady	13
2.	Joe Flacco	10
3.	Aaron Rodgers	9
4.	Ben Roethlisberger	8
	Russell Wilson	8

ROAD PLAYOFF WINS (BY QBs / NFL HISTORY)

1.	Joe Flacco	7
2.	E. Manning, A. Rodgers	5
	B. Roethlisberger	5
5.	L. Dawson, J. Delhomme	4
	M. Sanchez, R. Staubach	4

QB/HC DUOS

MOST REGULAR SEASON STARTS BY A QUARTERBACK / ENTIRE CAREER WITH SAME HEAD COACH (NFL History)

Rk.	Quarterback/Head Coach (Years)	Starts
1.	Tom Brady/Bill Belichick (2001-present)	263
2.	Joe Flacco/John Harbaugh (2008-present)	163
3.	Terry Bradshaw/Chuck Knoll (1970-83)	158

FLACCO AT HOME

13-1

Touchdowns to interceptions ratio for QB Joe Flacco in his last nine home games. He has a 93.1 rating, completing 63.8% of his passes and averaging 216.6 yards per game.

90.5

Career passer rating for QB Joe Flacco in 81 career home games (60-21), averaging 240 passing yards per contest, with 116 TDs and 52 INTs, and producing 7.15 yards per attempt.



JOE FLACCO NOTES

JOE'S RAVENS PASSING RECORDS

300-YARD PASSING GAMES (Ravens Single Seasons)

Rk.	Player (Year)	Games
1.	Joe Flacco (2015)	5
	Joe Flacco (2014)	5
	Joe Flacco (2012)	5
	Vinny Testaverde (1996)	5
5.	Joe Flacco (2016, 2011)	4

300-YARD PASSING GAMES (Ravens Career History)

Rk.	Player (Year)	Games
1.	Joe Flacco (2008-18)	32
2.	Vinny Testaverde (1996-97)	8
3.	Steve McNair (2006-07)	2
	Jeff Blake (2002)	2
	Eric Zeier (1996-97)	2

MOST PASSES WITHOUT AN INT (Ravens History)

Rk.	Player (Year)	Passes
1.	Joe Flacco (2016)	176
2.	Eric Zeier (1997-98)	175
3.	Steve McNair (2006)	162
4.	Joe Flacco (2010)	137
5.	Joe Flacco (2014, 2012)	126

MORE RAVENS RECORDS

RAVENS SINGLE-GAME PASSING YARDS

Yards	Player	(Opp./Date)
429	Vinny Testaverde	vs. STL, 10/27/96
389	Joe Flacco	at STL, 9/25/11
385	Joe Flacco	at Min., 10/18/09
384	Joe Flacco	at Oak., 9/20/15
382	Joe Flacco	vs. NE, 9/23/12

RAVENS SINGLE-SEASON PASSING YARDS

Rk.	Player (Year)	Cmp-Att	Pct.	Yards	TD	INT	Rate
1.	Joe Flacco ('16)	436-672	64.9	4,317	20	15	83.5
2.	V. Testaverde ('96)	325-549	59.2	4,177	33	19	88.7
3.	Joe Flacco ('14)	344-554	62.0	3,986	27	12	91.0
4.	Joe Flacco ('13)	362-614	59.0	3,912	19	22	73.1
5.	Joe Flacco ('12)	317-531	59.7	3,817	22	10	87.7

QUARTERBACK IRONMEN

MOST CONSECUTIVE STARTS / QUARTERBACKS / NFL HISTORY

Rk.	Player (Years)	Games
1.	Brett Favre (1992-2010)	297
2.	Eli Manning (2004-17)	210
3.	Peyton Manning (1998-2011)	208
4.	Philip Rivers (2006-present)	204
5.	Matt Ryan (2009-present)	143
6.	Matthew Stafford (2011-present)	124
7.	Joe Flacco (2008-15)	122

2018 PASSING YARDS

QB Joe Flacco's passing yards (2,465) this season mark the second most (2,492 in 2015) he's ever produced through a season's first nine games. (Flacco was out for Weeks 11-13 with a hip injury, his first missed games since 2015.)

RAVENS RECORD & FLACCO...

With 300 passing yards 19-13	With at least a 100 QB rating . . .42-6	vs. AFC North 36-25	In October 17-25
With 3-or-more TD passes14-3	With at least a 110 QB rating . . .23-3	vs. AFC 73-49	In November 29-13
When not throwing an INT . . . 57-16	When not sacked19-6	vs. NFC 23-18	In December/January 25-17
With at least 4 comps. 25+ yards . . .9-4	Playing in < 40 degree weather . .12-8	In September 25-12	In season's final four games . . 22-14

GAME-WINNING DRIVES: 26 (24 REGULAR SEASON & 2 PLAYOFFS)

GAME-WINNING DRIVES IN FOURTH QUARTER OR OVERTIME (26 TOTAL)

Date/Opp.	Drive Length	Scoring Play	Time Left	Score
11/02/08 at Cle.	5 plays, 59 yards in 1:54	Stover 22-yard field goal	5:36	30-27
01/10/09 at Ten. (Div.)	9 plays, 51 yards in 3:30	Stover 43-yard field goal	0:53	13-10
09/13/09 vs. KC	8 plays, 74 yards in 3:15	Clayton 31-yard pass from Flacco	2:06	38-24
11/29/09 vs. Pit.	6 plays, 17 yards in 3:23	Cundiff 29-yard field goal	6:42 (OT)	20-17
09/26/10 vs. Cle.	10 plays, 69 yards in 5:41	Boldin 27-yard pass from Flacco	9:13	21-17
10/03/10 at Pit.	4 plays, 40 yards in 0:36	Houshmandzadeh 18-yard pass from Flacco	0:32	17-14
10/24/10 vs. Buf.	4 plays, 9 yards in 1:58	Cundiff 38-yard field goal	10:54 (OT)	37-34
12/19/10 vs. NO	5 plays, 66 yards in 1:31	Cundiff 32-yard field goal	10:03	27-24 (30-24 final)
10/30/11 vs. Ari.	5 plays, 37 yards in 0:52	Cundiff 25-yard field goal	0:00	30-27
11/06/11 at Pit.	13 plays, 92 yards in 2:16	T. Smith 26-yard pass from Flacco	0:08	23-20
11/24/11 vs. SF	16 plays, 76 yards in 7:34	Pitta 8-yard pass from Flacco	14:56	13-6 (16-6 final)
09/23/12 vs. NE	7 plays, 70 yards in 1:55	Tucker 27-yard field goal	0:00	31-30
11/04/12 at Cle.	9 plays, 81 yards in 4:22	T. Smith 19-yard pass from Flacco	4:26	22-15 (25-15 final)
11/25/12 at SD	12 plays, 40 yards in 3:09	Tucker 38-yard field goal	0:00	13-13
	12 plays, 69 yards in 3:49	Tucker 38-yard field goal	1:07 (OT)	16-13
01/12/13 at Den. (Div.)	3 plays, 77 yards in :38	J. Jones 70-yard pass from Flacco	0:31	35-35
	6 plays, 16 yards in 2:33	Tucker 47-yard field goal	13:18 (2OT)	38-35
10/06/13 at Mia.	7 plays, 34 yards in 2:25	Tucker 44-yard field goal	1:42	26-23
11/10/13 vs. Cin.	8 plays, 28 yards in 4:34	Tucker 46-yard field goal	5:27 (OT)	20-17
12/08/13 vs. Min.	5 plays, 80 yards in 0:41	M. Brown 9-yard pass from Flacco	0:04	29-26
12/16/13 at Det.	7 plays, 24 yards in 1:43	Tucker 61-yard field goal	0:38	18-16
09/21/14 at Cle.	6 plays, 37 yards in 1:58	Tucker 32-yard field goal	0:00	23-21
12/28/14 vs. Cle.	2 plays, 69 yards in :50	T. Smith 16-yard pass from Flacco	7:33	13-10 (20-10 final)
10/01/15 at Pit.	7 plays, 45 yards in :58	J. Tucker 42-yard field goal	0:03	20-20
	8 plays, 32 yards in 4:33	J. Tucker 52-yard field goal	5:08 (OT)	23-20
11/01/15 vs. SD	9 plays, 59 yards in 2:27	J. Tucker 39-yard field goal	0:00	29-26
11/22/15 vs. STL	5 plays, 12 yards in :54	J. Tucker 47-yard field goal	0:00	16-13
09/18/16 at Cle.	5 plays, 27 yards in 2:35	J. Tucker 49-yard field goal	11:19	22-20 (25-20 final)
09/25/16 at Jax.	8 plays, 22 yards in 1:57	J. Tucker 54-yard field goal	1:02	19-17



C.J. MOSLEY NOTES

AN ELITE PAIR

NFL DEFENDERS W/ 500 TACKLES, 8 INTS & 8 SACKS
(Since 2014)

Player (Team)	Tackles	INTs	Sacks
Luke Kuechly (Car.)	598	10	9.5
C.J. Mosley (Bal.)	546	8	8.0



57 MOSLEY
5TH SEASON
3 PRO BOWLS
6-2, 250
INSIDE LINEBACKER

C.J.'s STOPS

LB **C.J. Mosley**, Baltimore's 2014 first-round draft pick and a three-time Pro Bowler, owns the NFL's fifth-most total tackles (546, tied) over the past five seasons.

NFL'S TACKLE LEADERS (Since 2014)

Rk.	Player (Team)	Tackles
1.	Bobby Wagner (Sea.)	617
2.	Luke Kuechly (Car.)	598
3.	Lavonte David (TB)	564
4.	Telvin Smith Sr. (Jax.)	548
5.	C.J. Mosley (Bal.)	546
	Preston Brown (Cin.)	546
7.	Demario Davis (NO)	525
8.	K.J. Wright (Sea.)	470
9.	Avery Williamson (NYJ)	468
10.	Alec Ogletree (NYG)	462

A TACKLE MACHINE

In Week 7 vs. NO, LB **C.J. Mosley** surpassed the 500-tackle milestone by posting a career-high 16 stops. He now has 546 tackles, ranking fifth most in franchise history.

RAVENS TACKLES LEADERS / FRANCHISE HISTORY

Rk.	Player (Years)	Tackles
1.	Ray Lewis (1996-2012)	2,643
2.	Terrell Suggs (2003-present)	933
3.	Kelly Gregg (2001-10)	721
4.	Ed Reed (2002-12)	661
5.	C.J. Mosley (2014-present)	546
6.	Haloti Ngata (2006-14)	528
7.	Jarret Johnson (2003-11)	523
8.	Jamie Sharper (1997-2001)	522

MOSLEY QUICK HITS

- ✓ In 2017, LB **C.J. Mosley** tallied 132 total tackles, 11 TFL, 2 INTs (1 for a 63-yard TD), 1 sack, 3 FRs and 3 FFs to earn his third Pro Bowl honor.
- ✓ Mosley was the NFL's only player with at least 125 tackles, 3 sacks and 2 INTs in 2014, when he finished second to DT Aaron Donald in the 2014 NFL Defensive Rookie of the Year voting.
- ✓ Mosley (2014), Daryl Smith (2013) & Ray Lewis (1998, 1999, 2000 & 2001) are the only Raven defenders to register at least 115 tackles, 3 sacks and 2 INTs in a single season.
- ✓ Mosley is the first-ever Ravens rookie to earn Pro Bowl honors (2014).

546

Total Tackles
NFL's Fifth Most (tied)
Since 2014

77

Total Tackles
Ravens Most
in 2018

3

2017 NFL Defenders
w/ 120 tackles, 10 TFL, 2 INTs & 1 sack
(Mosley, Deion Jones & Bobby Wagner)

16

Career-High Tackles
by Mosley in Week 7's
2018 Game vs. NO

'BACKER THEFTS

LB **C.J. Mosley** has produced the NFL's second-most INTs by a linebacker (8, tied) since he entered the NFL in 2014. Mosley had 2 thefts in 2017, including a 63-yard pick-6 in Week 8 vs. the Dolphins.

INTS / NFL LINEBACKERS (Since 2014)

1.	Luke Kuechly (Car.)	10
2.	Alec Ogletree (NYG)	9
3.	C.J. Mosley (Bal.)	8
	Telvin Smith Sr.	8
5.	Five Players	7

INTS / RAVENS LINEBACKERS (All-Time Career Leaders)

1.	Ray Lewis	31
2.	C.J. Mosley	8
3.	Terrell Suggs	7
4.	Adalius Thomas	6
5.	Daryl Smith	5

INTS / RAVENS LINEBACKERS (Single-Season History)

1.	Ray Lewis (2003)	6
2.	C.J. Mosley (2016)	4
3.	Zachary Orr (2016)	3
	Ray Lewis (3 times)	3
	Daryl Smith (2013)	3



YANDA, B. WILLIAMS & JUDON NOTES



73 YANDA
12TH SEASON
6 PRO BOWLS
6-3, 305
GUARD

STANDING GUARD

G Marshal Yanda, considered one of the greatest players to ever wear a Ravens uniform and an elite NFL lineman, has been to six-career Pro Bowls, which stand fifth in franchise history. Only four active NFL O-linemen have played in more games than Yanda, who currently sits at 158 games during his 12-year career.

<p>MOST PRO BOWLS (Ravens History)</p> <p>LB Ray Lewis 13 T Jonathan Ogden 11 S Ed Reed 9 OLB Terrell Suggs 7 G Marshal Yanda 6</p>	<p>MOST GAMES PLAYED (Active NFL O-Linemen)</p> <p>T Andrew Whitworth (LAR) . . 195 T Jason Peters (Phi.) 188 T Donald Penn (Oak.) 178 T Joe Staley (SF) 170 G Marshal Yanda (Bal.) . . 158</p>
---	---

“Only the elite of the elite guards earn serious Hall of Fame consideration. Yanda belongs in that realm.”
— Childs Walker, *The Baltimore Sun*

PERENNIAL PRO BOWLER

- ✓ 2016 marked the sixth-straight Pro Bowl invitation for **G Marshal Yanda**. (Yanda missed the final 14 games of 2017 with a broken ankle.)
- ✓ The 12-year veteran has played in 158 games (147 starts) during his career, ranking as the second-most games played among offensive linemen in Ravens history (Jonathan Ogden – 177).
- ✓ Prior to the 2015 campaign, Ravens’ season ticket holders voted Yanda as one of the Top 10 players in the franchise’s 20-year existence.

MOST PRO BOWL SELECTIONS (Active NFL Offensive Linemen)

Rk.	Player (Team)	Pro Bowls
1.	T Jason Peters (Phi.)	9
2.	G Marshal Yanda (Bal.)	6
	C Maurkice Pouncey (Pit.)	6
	T Joe Staley (SF)	6
	T Trent Williams (Was.)	6

3

Ravens 2018 Run Defense Ranking
(87.3 Rush YPG Allowed)

6

Ravens 2018 Rushing Average
(3.79 YPC Allowed)



98 WILLIAMS
6TH SEASON
6-1, 336
DEFENSIVE TACKLE

6

Sacks in 2018
Third on the Team

14

Sacks Since 2017
Second on the Team

25

Team-High Tackles for Loss since 2017
(Terrell Suggs is 2nd w/ 23)



99 JUDON
3RD SEASON
6-3, 261
OLB

WILLIAMS ANCHORS RUN “D”

DT **Brandon Williams** is one of the NFL’s top D-linemen, helping Baltimore regularly produce a dominant run defense. Dating back to 2014, when Williams became a full-time starter, Baltimore has been especially stout against opposing ground games.

<p>RUSHING YPG ALLOWED (Since 2014)</p> <ol style="list-style-type: none"> 1. Carolina Panthers 95.2 2. Seattle Seahawks 96.3 3. Baltimore Ravens 96.3 4. Pittsburgh Steelers 99.5 5. Denver Broncos 99.9 	<p>RUSHING AVG. YPC ALLOWED (Since 2014)</p> <ol style="list-style-type: none"> 1. Seattle Seahawks 3.83 2. Denver Broncos 3.84 3. Baltimore Ravens 3.85 4. New York Jets 3.91 5. Arizona Cardinals 3.97
--	---

AN ALL-AROUND LB

NFL LINEBACKERS / 2018 SEASON
(w/ at Least 35 Tackles, 8 TFL, 6 Sacks & 3 PD)

Defender	Tackles	TFL	Sacks	PD
Lenz Alexander (Buf.)	42	8	6.5	7
Matthew Judon (Bal.)	36	8	6.0	3
Darius Leonard (Ind.)	80	10	6.0	3

3 — Sacks by OLB **Matthew Judon** in a span of three plays in Week 12 vs. Oakland. He is the second player since 1982 (when the stat began being tracked) with a sack on three-straight opponent offensive plays (Indy’s Brad Scioli vs. Houston in 2002).



CRABTREE, BROWN & SNEAD IV NOTES

TOUCHDOWN TRIOS

In Week 1's 47-3 win over Buffalo, three Ravens wideouts (**John Brown**, **Michael Crabtree** & **Willie Snead IV**) each caught a touchdown. It marked just the fifth time in franchise history (and first since 2014) that such a feat was accomplished.

GAMES WITH A TD CATCH BY THREE DIFFERENT RECEIVERS (Ravens History)

9/9/18 vs. Buf. – Ravens 47, Bills 3

- John Brown, Michael Crabtree, Willie Snead IV

10/12/14 at TB – Ravens 48, Bucs 17

- Kamar Aiken, Michael Campanaro, Torrey Smith, Steve Smith Sr.

12/5/99 vs. Ten. – Ravens 41, Titans 14

- Justin Armour, Jermaine Lewis, Patrick Johnson

11/1/98 vs. Jax. – Jaguars 45, Ravens 19

- Patrick Johnson, Jermaine Lewis, Floyd Turner

10/27/96 vs. STL – Ravens 37, Rams 31

- Derrick Alexander, Michael Jackson, Floyd Turner

649

Brown's 2018 Receiving Yards First on the Team



13 BROWN
5TH SEASON
5-11, 178
WIDE RECEIVER

83 SNEAD IV
4TH SEASON
5-11, 205
WIDE RECEIVER



RAVENS NEW WIDEOUTS

Through 12 games, **WR John Brown** leads Baltimore with 649 receiving yards and 4 TDs on 36 catches. His 18.0 ypc average ranks fourth best in the NFL. **WR Willie Snead IV** ranks third on the team with 507 receiving yards and 1 TD on a Ravens-high 51 catches. An impressive 28 of his catches have earned first downs.

NFL YARDS-PER-CATCH AVERAGE / 2018 SEASON

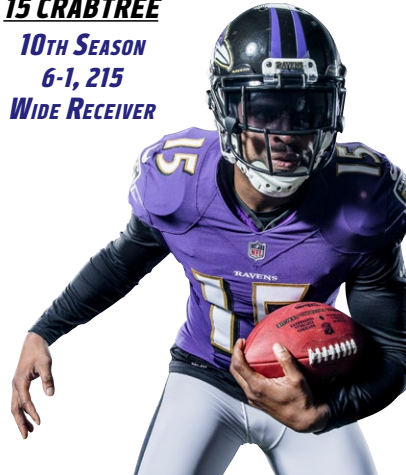
Rk.	Player	Rec.	Yards	Avg.	LG	TDs
1.	Courtland Sutton (Den.)	28	558	19.9	42	3
2.	DeSean Jackson (TB)	40	750	18.8	75t	4
3.	Tyrell Williams (LAC)	29	533	18.4	75t	5
4.	John Brown (Bal.)	36	649	18.0	71	4
5.	Josh Gordon (NE)	35	622	17.8	55t	4

Quick Hit:

- John Brown and DeSean Jackson are the NFL's only players with at least 600 receiving yards and an 18.0 yards-per-catch average.

15 CRABTREE

10TH SEASON
6-1, 215
WIDE RECEIVER



48

Receptions in 2018 Second Most on the Team (Willie Snead IV - 51)

627

Career Catches One of 11 Active Players to Reach 600

SCORING THREAT

MOST NFL RECEIVING TOUCHDOWNS (Since 2015)

Rk.	Player (Team)	TDs
1.	Antonio Brown (Pit.)	43
2.	DeAndre Hopkins (Hou.)	36
3.	Davante Adams (GB)	34
4.	Odell Beckham Jr. (NYG)	32
5.	Doug Baldwin (Sea.)	31
6.	Michael Crabtree (Bal.)	28
	A.J. Green (Cin.)	28
8.	Brandin Cooks (LAR)	27

2

NFL Players Crabtree & Antonio Brown to record at least 8 TD catches in each of the past three full seasons (2015-17)

KING CRAB NOTES

WR Michael Crabtree, a 10-year NFL veteran, signed with the Ravens as a free agent this past spring. Through 12 games, he has tallied 48 catches for 536 yards and 3 TDs. Here are several fast facts about the standout wideout:

- Crabtree has produced at least 8 receiving TDs in a season four times, including in each of the past three years (9 – 2015, 8 – 2016 & 8 – 2017).
- His 28 receiving TDs since 2015 (see chart above) tie (A.J. Green) for the NFL's sixth most.
- Crabtree and Steelers WR Antonio Brown are the only NFL players to post at least 8 TD catches in each of the past three full seasons.
- Crabtree has totaled at least 85 catches in a season three times, with a career-high 89 during the 2016 campaign (earned Pro Bowl alternate honors).
- He has twice surpassed 1,000 receiving yards, tallying a career-high 1,105 (on 85 receptions) in 2012.

RED ZONE & TD FAST FACTS

- ✓ *When Crabtree scores at least 1 receiving TD, his team has produced a 31-12-1 record. When he has 2 TDs, they are 6-2.*
- ✓ *Of Crabtree's 54 career receiving TDs, 28 have come in the red zone.*
- ✓ *Since 2015, 16 of Crabtree's 28 receiving TDs occurred in the red zone.*



JEFFERSON, Z. SMITH & CARR NOTES



DROPPIN' FOR LOSS

23 JEFFERSON

6TH SEASON
5-11, 211
SAFETY

Since 2015, **S Tony Jefferson** leads the NFL in tackles for loss by a DB, with 29 such stops, including 7 in his first year (2017) with the Ravens and 5 this season. While with Arizona in 2016, his 13 TFL led all NFL defensive backs. The 13 stops also rank as the NFL's most by a DB in a season since the stat began being tracked in 2008.

MOST TACKLES FOR LOSS / NFL DEFENSIVE BACKS / SINCE 2015

Rk.	Player	Tackles for Loss
1.	Tony Jefferson (Bal.)	29
2.	Tyrann Mathieu (Hou.)	24
3.	Landon Collins (NYG)	22
	Reshad Jones (Mia.)	22

Tony Jefferson is one of four NFL safeties to post at least 5 tackles for loss, 1 sack, 1 INT, 1 forced fumble and 1 fumble recovery in 2018 (Kareem Jackson, Jordan Poyer & Harrison Smith).



TACKLES FOR LOSS
Fifth (tied) Among
NFL DBs in 2018



TACKLES FOR LOSS
Most Among NFL
DBs since 2015



TOTAL TACKLES
Eighth (tied) Among NFL
DBs since 2015

CARR'S IMPRESSIVE STREAK

CB Brandon Carr's 172-consecutive starts rank as the NFL's longest active streak among defensive players, and it stands second overall among all NFL players.

NFL CONSECUTIVE GAMES STARTED / CURRENT STREAKS

Rk.	Player	Games
1.	QB Philip Rivers (LAC)	204
2.	CB Brandon Carr (Bal.)	172
3.	S Glover Quin (Det.)	144
4.	QB Matt Ryan (Atl.)	143
5.	Three Players	124



90 Z. SMITH

4TH SEASON
6-4, 272
OLB



Sacks in 2018
tied w/ Terrell Suggs
for Most on the Team



AFC Def. POW Award
2018 Week 6 at Ten.
(5 TT, 3 Sacks, 1 FF)

24 CARR

11TH SEASON
6-0, 210
CORNERBACK



2018 Passes Defended
(Ravens High)



Career INTs
(5 with Ravens)



MAY "Z" FORCE BE WITH YOU

In Week 6 at Tennessee, **OLB Za'Darius Smith** had a career-high 3 sacks as part of the Ravens' 11 QB drops, setting a team record. His 3-sack performance was the first of two such games by a Raven this season (**OLB Matthew Judon** on 11/25/18 vs. Oak.).

MOST SINGLE-GAME SACKS / RAVENS HISTORY

P. Boulware (1/7/02 vs. Min.) 4	T. Suggs (10/6/13 at Mia.) 3
M. McCrary (11/8/98 vs. Oak.) 4	T. Suggs (12/11/11 vs. Ind.) 3
E. Dumervil (12/7/14 at Mia.) 3.5	T. Suggs (11/24/11 vs. SF) 3
J. Sharper (11/12/01 at Ten.) 3.5	T. Suggs (9/11/11 vs. Pit.) 3
M. McCrary (12/5/99 vs. Ten.) 3.5	T. Suggs (12/4/05 vs. Hou.) 3
M. Judon (11/25/18 vs. Oak.) 3	M. McCrary (12/26/99 vs. Cin.) 3
Z. Smith (10/14/18 at Ten.) 3	M. McCrary (11/16/97 vs. Phi.) 3
E. Dumervil (11/10/13 vs. Cin.) 3	B. Thompson (11/10/96 at Jax.) 3

CARR A STEADY VETERAN

BALTIMORE INTERCEPTIONS (Since Carr's 2017 Ravens Arrival)

Rk.	Player	INTs
1.	Eric Weddle	6
2.	Brandon Carr	5
3.	Jimmy Smith	3
4.	Five Players	2

MOST NFL PASSES DEFENSED (Since 2008)

Rk.	Player	PD
1.	Johnathan Joseph	143
2.	Tramon Williams	139
3.	Brent Grimes	137
4.	Brandon Carr	130
5.	Aqib Talib	120

Quick Hit: Carr's 12 PD ranked No. 1 on the team in 2017; he has a team-best 9 in 2018.



SAM KOCH NOTES

SOARING WITH SAM

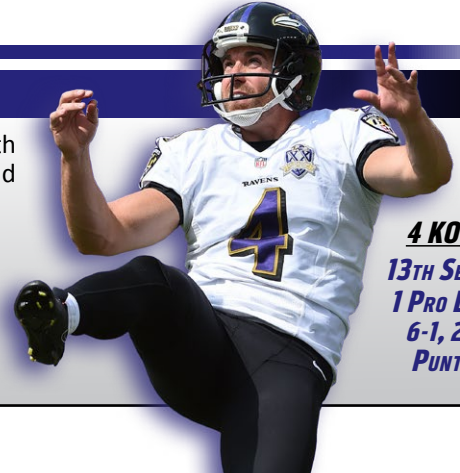
Pro Bowl P **Sam Koch** owns a 45.3 career gross average and 39.5 career net, both marks that rank first in Ravens history. In 2014, Koch posted a career-high and Ravens franchise-record 47.4-yard gross and 43.3-yard net average.

CAREER GROSS PUNTING AVG. (Ravens History)

Rk.	Player	Avg.
1.	Sam Koch	45.3
2.	Greg Montgomery	43.2
3.	Dave Zastudil	41.6

CAREER NET PUNTING AVG. (Ravens History)

Rk.	Player	Avg.
1.	Sam Koch	39.5
2.	Greg Montgomery	37.2
3.	Kyle Richardson	35.4



4 KOCH
13TH SEASON
1 PRO BOWL
6-1, 222
PUNTER

KOCH DOMINATED IN 2017

No punter in 2017 was more dominant at pinning opponents deep in their own territory than P **Sam Koch**.

PUNTS INSIDE 20

1.	Sam Koch	40
2.	Chris Jones	34
3.	Two Players	33

PUNTS INSIDE 10

1.	Sam Koch	16
2.	Marquette King	14
3.	Three Players	13

PUNTS INSIDE 5

1.	Andy Lee	6
2.	Sam Koch	5
	Three Others	5

PINNING 'EM DEEP

Dating back to 2006, when he entered the NFL, P **Sam Koch**'s 380 punts inside the 20 rank second in the NFL.

NFL PUNTS INSIDE THE 20 / SINCE 2006

Rk.	Player	In 20
1.	Dustin Colquitt (KC)	409
2.	Sam Koch (Bal.)	380
3.	Andy Lee (Ari.)	352



2018 Punts Inside the 20
(Tied for NFL's Sixth Most)

"He is composed, he is resilient, and he's not easily rattled. People don't really expect it from a punter, but I definitely think Sam Koch carries that special Raven persona."

— Terrell Suggs, Ravens OLB

In 2017, Koch twice earned AFC Special Teams Player of the Week honors (Week 12 vs. Hou. & Week 15 at Cleveland). He became the first punter to win multiple POW awards in a single season since Buffalo's Brian Moorman in 2006.

SAM IN THE 20

P **Sam Koch** is the Ravens' all-time leader in punts inside the 20 (330). In 2017, he posted a franchise-record 40 boots inside the 20, which ranked as the NFL's most.

* In 2017, Koch's 40 punts inside the 20 ranked No. 1 in the NFL.

PUNTS INSIDE THE 20 (Ravens All-Time History)

Rk.	Player	In 20
1.	Sam Koch	380
2.	Kyle Richardson	128
3.	Dave Zastudil	89

PUNTS INSIDE THE 20 (Ravens Single Seasons)

Rk.	Player (Year)	In 20
1.	Sam Koch (2017)*	40
2.	Sam Koch (2010)	39
	Kyle Richardson (1999)	39

PRO BOWL PUNTER



In his 10th season (2015), P **Sam Koch** was finally named to his first Pro Bowl, as the standout punter's net average (42.9) ranked No. 2 in the NFL, while his gross average (46.7) was ninth. Koch also dominated the league in 2014, producing the No. 1 net (43.3) and No. 3 gross (47.4) averages.

NOTE THE QUOTE

ESPN.com's Kevin Seifert on Sam Koch's arsenal of punts:

"Some are designed to hook toward the sideline with maximum hang time. Others use an intentionally low trajectory to aid coverage teams. He has a knuckler and one kick that drops, from the returner's perspective, roughly in the shape of the letter 'S.' He's debuted a "boomerang" punt that does just what you would imagine it might. Most, but not all, of these punts are intended to discourage a clean catch and minimize the return.

"It's not unusual for NFL punters to develop a "changeup" of sorts, but no one has ever had multiple options at the ready. ... The NFL changes every day, but there are only a few moments in each generation when it transforms. This is one of them. In plain sight, Sam Koch and the Ravens have introduced a new way to punt."

RAVENS IRONMAN

RAVENS CONSECUTIVE GAMES PLAYED / ALL-TIME STREAKS

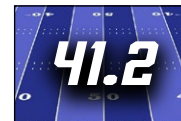
Rk.	Player	Games	Years
1.	Sam Koch	204	2006-present
2.	Jarret Johnson	129	2003-11
3.	Joe Flacco	122	2008-15

BALTIMORE RAVENS MOST ALL-TIME GAMES PLAYED

Rk.	Player	Games	Years
1.	Ray Lewis	228	1996-2012
2.	Terrell Suggs	225	2003-present
3.	Matt Stover	207	1996-2008
4.	Sam Koch	204	2006-present
5.	Jonathan Ogden	177	1996-2007



Punts In 20
NFL's Second Most
Since 2014



Net Punt Average
NFL's Fourth Best
Since 2014



Gross Punt Average
NFL's Seventh Best
Since 2014



JUSTIN TUCKER NOTES

TUCKER THE ALL-TIME BEST

K Justin Tucker, the most accurate kicker of all time, has hit 227 of 251 FGAs to post a 90.4% mark. Tucker has connected on nine-consecutive FGAs of 50-plus yards dating back to 2017, while he is 19-of-21 on such kicks since the 2016 campaign.

BEST CAREER FIELD GOAL PERCENTAGE (NFL History / Min. 100 Att.)

Rk.	Player	FGM-FGA	Pct.
1.	Justin Tucker	227-251	90.4
2.	Stephen Hauschka	237-271	87.5
3.	Stephen Gostkowski Robbie Gould	362-414 348-398	87.4 87.4
5.	Dan Bailey	202-233	86.7



9 TUCKER
7TH SEASON
2 PRO BOWLS
6-1, 183
KICKER

900 Points: In 2018's Week 12 win vs. Oakland, Tucker became the fastest pure kicker in league history to reach the 900-point milestone, doing so in his 107th game. Of overall players, only Gino Cappelletti (a WR/PK combo from 1960-70) did it faster (106 games).

TUCKER'S CAREER STATS

Year	1-19	20-29	30-39	40-49	50+	Total	Pct.	LG	PAT	Pts
2012	0-0	8-8	8-8	10-13	4-4	30-33	90.9	56	42-42	132
2013	0-0	10-10	12-13	10-11	6-7	38-41	92.7	61	26-26	140
2014	0-0	10-10	11-11	4-4	4-9	29-34	85.3	55	42-42	129
2015	0-0	10-10	9-9	10-11	4-10	33-40	82.5	52	29-29	128
2016	0-0	4-4	10-11*	14-14	10-10	38-39*	97.4	57	27-27	141
2017	0-0	7-7	11-11	11-12	5-7	34-37	91.9	57	39-39	141
2018	0-0	8-8	5-5	8-10*	4-4	25-27*	92.6	56	28-29	103
Totals	0-0	57-57	66-68	67-75	37-51	227-251	90.4	61	233-234	914

* Lone miss in 2016 & both misses in 2018 were blocked kicks.



Field Goals Made
NFL's Most
Since 2012



Points Scored
NFL's Second
Most Since 2012



Career FG Pct.
Best Mark
in NFL History



40-Plus-Yard FGs
NFL's Most
Since 2012



50-Plus-Yard FGs
NFL's Most
Since 2012



Career Games
w/ Dual 50+ FGs Made
(Most in NFL History)

2016: PERHAPS THE BEST YEAR EVER

In 2016, All-Pro **K Justin Tucker** connected on 38 of 39 FGAs (lone miss was a block), posting the fifth-best pct. in NFL single-season history. In addition to making 35-straight FGs at one point (tied for fifth-best streak ever), here are facts about his remarkable season, arguably the best ever by a kicker:

- ✓ Tucker's 38 FGs made ranked No. 1 in the NFL. He was also 27-of-27 on PATs. An NFL single-season record 24 of Tucker's 38 FGs made in 2016 came from 40 yards or beyond.
- ✓ Tucker's 10 FGs of 50-plus yards are a Ravens' single-season record. They tie (Blair Walsh, 2012) for the most in NFL history. (Tucker was a perfect 10-for-10 from 50 yards and out during the 2016 season.)
- ✓ Tucker's 141 points ranked second in the league only behind Atlanta's Matt Bryant (158).
- ✓ In Week 12 of 2016 vs. Cincy, Tucker became just the ninth kicker in league history to make 3 FGs of 50-plus yards in a single game (52, 57 & 54). He is also the first kicker in NFL history to make 3 FGs of 50-plus yards in the first half of a game. (These feats earned him AFC ST POW honors.)

BEST FG PERCENTAGE / NFL SINGLE-SEASON HISTORY

Rk.	Player (Team)	FGM-FGA	Pct.
1.	Gary Anderson (1998) Mike Vanderjagt (2003)	35-35 37-37	100.0 100.0
	Jeff Wilkins (2000) Tony Zendejas (1991)	17-17 17-17	100.0 100.0
5.	Justin Tucker (2016)	38-39	97.4

TUCKER TIDBITS

- ✓ Since PATs were moved back to the 15-yard line in 2015, Tucker (123-of-124) has produced the NFL's best PAT percentage (99.2).
- ✓ Tucker is a six-time AFC Special Teams Player of the Month, which ranks three more than legends S Ed Reed & K Matt Stover for the most POM awards in Ravens history. (Tucker has also earned eight AFC Special Teams Player of the Week honors.) "Tuck" earned his sixth POM award in Nov. 2018, going 8-for-8 on FGAs and 6-for-6 on PATs.
- ✓ Tucker's 6 FGs on 12/16/13 at Det. set a team record and a single-game NFL high in 2013. Against the Lions, he became the first NFL kicker ever to connect from the 20-, 30-, 40-, 50- & 60-yard range in a game.
- ✓ Tucker's 93.2 career FG% when kicking on grass (124-of-133) ranks as the NFL's best of all time.
- ✓ Tucker's 93.2 career FG% (110-of-118) in the second half/overtime ranks as the NFL's best second half/OT mark of all time.



JUSTIN TUCKER & ERIC WEDDLE NOTES

TUCK'S CHART TALK

MOST FIELD GOALS MADE / SINCE 2012

Rk.	Player (Team)	FGM
1.	Justin Tucker (Bal.)	227
2.	Stephen Gostkowski (NE)	221
3.	Stephen Hauschka (Buf.)	196
4.	Adam Vinatieri (Ind.)	189
5.	Matt Bryant (Atl.)	183

MOST NFL POINTS / SINCE 2012

Rk.	Player (Team)	Points
1.	Stephen Gostkowski (NE)	1,004
2.	Justin Tucker (Bal.)	914
3.	Stephen Hauschka (Buf.)	832
4.	Adam Vinatieri (Ind.)	818
5.	Matt Prater (Det.)	815

CONSECUTIVE FIELD GOALS MADE (All-Time NFL Streaks)

Rk.	Kicker (Years)	FGs Made
1.	Adam Vinatieri (2015-16)	44
2.	Mike Vanderjagt (2002-04)	42
3.	Gary Anderson (1997-98)	40
4.	Matt Stover (2005-06)	36
5.	Justin Tucker (2015-16) Adam Vinatieri (2013-14)	35

BEST NFL FIELD GOAL PERCENTAGE (2016 Season)

Rk.	Player (Team)	FGM-FGA	Pct.
1.	Justin Tucker (Bal.)	38-39	97.4
2.	Matt Bryant (Atl.)	34-37	91.9
3.	Ryan Succop (Ten.)	22-24	91.7
4.	Stephen Hauschka (Sea.)	33-37	89.2
5.	Cairo Santos (KC)	31-35	88.6
6.	Two Players	27-31	87.1

BEST FIELD GOAL PERCENTAGE / ROOKIES (NFL History)

Rk.	Player (Year)	FGM-FGA	Pct.
1.	Blair Walsh (2012)	35-38	92.1
2.	Justin Tucker (2012)	30-33	90.9
3.	Harrison Butker (2017)	38-42	90.5
4.	Cody Parkey (2014)	32-36	88.9
	Alex Henery (2011)	24-27	88.9
6.	Chandler Catanzaro (2014)	29-33	87.9

BEST FIELD GOAL PERCENTAGE (Ravens Single-Season History)

Rk.	Player (Year)	FGM-FGA	Pct.
1.	Justin Tucker (2016)	38-39	97.4
2.	Matt Stover (2006)	28-30	93.3
3.	Justin Tucker (2013)	38-41	92.7
4.	Justin Tucker (2017)	34-37	91.9
5.	Justin Tucker (2018)	21-23	91.3

(min. 16 att.)

TUCKER'S GAME-WINNERS

13

Career game-winning FGs by K Justin Tucker:

- 2018: Week 11 vs. Cin., 24 yards
- 2016: Week 3 at Jax., 53 yards
- 2016: Week 2 at Cle., 49 yards
- 2015: Week 11 vs. STL, 47 yards
- 2015: Week 8 vs. SD, 39 yards
- 2015: Week 4 at Pit., 52 yards OT
- 2014: Week 3 at Cle., 32 yards
- 2013: Week 15 at Det., 61 yards
- 2013: Week 10 vs. Cin., 46 yards OT
- 2013: Week 5 at Mia., 44 yards
- 2012: Div. at Den., 47 yards 2OT
- 2012: Week 12 at SD, 38 yards OT
- 2012: Week 3 vs. NE, 27 yards

EXCLUDING 4 BLOCKS, JUSTIN TUCKER IS 104-OF-106 ON FGAs DATING BACK TO 12/13/15, WITH HIS 2 MISSES COMING FROM 58 AND 62 YARDS.

WHEN OMITTING THE 4 BLOCKED KICKS DURING THIS SPAN, "TUCK" HAS MADE AN AMAZING 104-STRAIGHT FGs FROM 57 YARDS AND IN.

TUCKER HAS ALSO MADE 21-STRAIGHT FGs BETWEEN 50-57 YARDS.

THE SECONDARY'S SERGEANT

A five-time Pro Bowler (including two as a Raven), **S Eric Weddle's** 29-career INTs stand third among active safeties. In his first year (2016) as a Raven, he produced a team-high 4 picks (tied, C.J. Mosley) and 89 tackles. In 2017, he posted 6 INTs (including 1 "pick-6"), ranking as a team best and tying (A.J. Bouye) for third overall in the NFL.

NFL INTERCEPTIONS LEADERS / ACTIVE NFL SAFETIES

Rk.	Player (Team)	INTs	Yards	TDs
1.	Reggie Nelson (Oak.)	38	486	1
2.	Mike Adams (Car.)	30	337	2
3.	Eric Weddle (Bal.)	29	467	4
4.	Earl Thomas (Sea.)	28	417	2

32 WEDDLE
12TH SEASON
5 PRO BOWLS
5-11, 200
SAFETY



INTERCEPTIONS LEADERS / SAFETIES / SINCE 2016

Rk.	Player (Team)	INTs	Yards	TDs
1.	Ha Ha Clinton-Dix (Was.)	11	105	0
	D.J. Swearinger Sr. (Was.)	11	79	0
3.	Eric Weddle (Bal.)	10	177	1
	Tre Boston (Ari.)	10	87	0
	Kevin Byard (Ten.)	10	130	0
	Micah Hyde (Buf.)	10	91	0



1
Active NFL Safety
(Weddle) w/ at least
1,000 tackles, 25 INTs & 5 sacks



3
Active NFL Safeties
(Weddle, Mike Adams, Reggie Nelson)
w/ 25 INTs & 90 PD



14
Career Interceptions
in Road Games
(5 as a Raven)

Weddle earned his first-ever AFC Defensive Player of the Week honor for his performance in 2017's Week 13 win over Detroit. In the game, he tallied 3 tackles, 1 strip-sack and a 45-yard interception return for a touchdown, leading the Ravens to a 44-20 victory.



LAMAR JACKSON & GUS EDWARDS NOTES

ACTION JACKSON

QB Lamar Jackson made his first-career start in Week 11 vs. Cincy, boosting the Ravens to a 24-21 victory. Here are several notable feats by the first-round draft pick (32nd overall) from the game:

- Jackson completed 13 of 19 passes for 150 yards and 1 INT, adding 119 rushing yards on 26 carries.
- It marked the first time in NFL history that a team had a rookie QB and RB (Gus Edwards, 115) each surpass 100 rushing yards.
- Jackson's 119 rushing yards are the second most by a rookie QB since the 1970 AFL-NFL merger, with only **QB Robert Griffin III** having more (138 on 10/14/12 with Washington).
- The 119 stand as the most rushing yards by a QB in a starting debut, while his 26 attempts are the most by a QB in the modern NFL era.

8 JACKSON

ROOKIE
6-2, 212
QUARTERBACK



"Lamar is definitely fun to watch. He's great to be around, real loose, and when he's on the field, there's a great energy. That's what I love about him. He plays fast and trusts his instincts."

– Ty Montgomery, RB/WR

MOST THROUGH FIRST THREE

Rookie **QB Lamar Jackson** has rushed for 265 yards in Baltimore's past three games (all wins). The first-round pick (32nd overall) has produced the most rushing yards by a QB in the first three starts of a career during the Super Bowl Era.

MOST RUSHING YARDS / FIRST THREE STARTS AS A QB / PLAYERS WHO BEGAN THEIR CAREER IN SUPER BOWL ERA

Rk.	Quarterback	Att.	Yards	Avg.	TDs	Record
1.	Lamar Jackson	54	265	4.9	2	3-0
2.	Terrelle Pryor	31	211	6.8	1	1-2
3.	Tim Tebow	31	199	6.4	3	1-2
4.	Robert Griffin III	33	198	6.0	3	1-2
5.	Randall Cunningham	23	182	7.9	0	1-2

Entering Week 14, **QB Lamar Jackson (404)** ranks **No. 2** in the NFL in rushing yards by a quarterback, only behind **Cam Newton's 450**. Jackson has gained **28** rushing first downs, second to **Newton's 31**.

NOSE FOR THE END ZONE

QB Lamar Jackson has produced 3 of the Ravens' 15 rushing TDs this season, which tie (NE & Pit.) for the NFL's fourth most.

RUSHING TOUCHDOWNS (NFL QBs / 2018 Season)

1.	Dak Prescott	5
2.	Josh Allen	4
	Cam Newton	4
4.	Lamar Jackson	3
	Drew Brees	3
	Ben Roethlisberger	3
	Mitchell Trubisky	3

TEAM RUSHING TOUCHDOWNS (2018 Season)

Rk.	Team	TDs
1.	New Orleans Saints	19
2.	Los Angeles Rams	17
3.	Denver Broncos	16
4.	Baltimore Ravens	15
	New England/Pittsburgh	15

35 EDWARDS

ROOKIE
6-1, 238
RUNNING BACK



Rushing Yards
Since Week 11
NFL's Fifth Most

ROOKIE RB BUILDING MOMENTUM

Baltimore has rushed for over 200 yards in three-straight games, marking the first such occurrence in team history. Much of this success can be attributed to **RB Gus Edwards** and **QB Lamar Jackson**, who have posted 315 and 265 rushing yards, respectively, each ranking in the NFL's Top 8 leaders since Week 11.

MOST RUSHING YARDS / SINCE WEEK 11 / PAST THREE GAMES

Rk.	Player	Att.	Yards	Avg.	LG	TDs
1.	Saquon Barkley	64	368	5.75	51t	3
2.	Lamar Miller	51	351	6.88	97t	1
3.	Phillip Lindsay	44	346	7.86	65t	5
4.	Ezekiel Elliott	72	319	4.43	23t	2
5.	Gus Edwards	61	315	5.16	19	1
6.	Christian McCaffrey	40	284	7.10	59	1
7.	David Johnson	62	269	4.34	53	0
8.	Lamar Jackson	54	265	4.91	39	2

'GUS THE BUS' KEEPS ROLLING

In Week 12's 34-17 win vs. Oakland, rookie **RB Gus Edwards** rushed for over 100 yards for the second-straight game, finishing with 118 on 23 carries (5.1 average). With that performance...

• Edwards became just the second rookie in Ravens history to post back-to-back 100-yard rushing games (Jamal Lewis, 2000, Weeks 12-13).

• Edwards became the sixth undrafted rookie in the NFL's common draft era to produce 100-plus rushing yards in consecutive games. He joined Branden Oliver (2014), LeGarrette Blount (2010), Dominic Rhodes (2001), Fred Lane (1997) and Clark Gaines (1976) in accomplishing the feat.

• Edwards also became the first Raven to rush for back-to-back "100s" since RB Justin Forsett, who had three such games in November of 2014.



RAVENS IN OUR COMMUNITY

COMMUNITY QUARTERBACK



This past week, the Ravens announced their 2018 Community Quarterback Award recipients. Funded by the NFL Foundation, the Ravens Foundation, Inc. and T. Rowe Price, the award honors individuals who exhibit leadership, dedication and commitment to bettering their local communities. The honorees were recognized at M&T Bank Stadium on Sunday, Nov. 25, when the Ravens hosted the Oakland Raiders. Each Community Quarterback winner received complimentary tickets to the game, a personalized Ravens jersey, a T. Rowe Price giveaway and a \$2,500 grant to help aid their respective nonprofit organization. Recipients were also honored on-field during the game. This year's 2018 Community Quarterback Award class includes: (L-R) Rick Bernstein (First Fruits Farm), Zion Smith (MERIT), Jake Turner (CASA), Erik Atas (Gaudenzia) and not pictured, Renee Meyer (Ballet Mobile).

MAKE-A-WISH: FRANKIE COLLURAFICI

On Friday, Nov. 23, the Baltimore Ravens drafted a very special player. Vincent "Frankie" Collurafici, a 16-year-old from Dundalk, Md., was diagnosed with brain cancer. As a participant with Make-A-Wish Mid-Atlantic, he wished to be a Baltimore Ravens player. Signing a one-day contract with assistant general manager **Eric DeCosta**, Frankie's wish to become a player came true. That Friday Collurafici had the opportunity to spend the day at the Under Armour Performance Center practicing with the team. As part of the team, Collurafici received his own locker, jersey and pads, as well as some one-on-one coaching from head coach **John Harbaugh**. Suiing up, Collurafici participated in special teams, offensive and defensive drills. On Sunday, Nov. 25, the Ravens hosted Collurafici and his family at the game against Oakland. Collurafici enjoyed time down on the field before he had the opportunity to lead the team out of the tunnel.





JOHN HARBAUGH MONDAY PRESS CONFERENCE: WEEK 14 AT CHIEFS

Reviewing the tape, you look at the defensive effort, and there have been a lot of great ones over the year, but what the secondary did to one of those prolific offenses, that was Atlanta's worst showing this century, offensively. When you looked at the tape today, or looked at it last night with the defensive coaches, I assume there were a lot of smiles in the room, but what was the general feeling? Was that the highest level you've seen that secondary play at in some time? *(Jerry Coleman)* "We gave them the game ball after the game. Jimmy [Smith] accepted it for the secondary. I thought Jimmy played at a really high level. The secondary played at a high level. Coverage was excellent – tight coverage. We have a lot of good players who play tight coverage. The communication was very good. [We] had a couple miscues. Even at that, we want to chase perfection. There are two or three plays in there that we know we'd like to have back. I thought the linebackers tied in the with secondary very well in coverage. Even our defensive ends, like Terrell [Suggs] and Matt Judon, who often drop into coverage – not often, but every now and then drop into coverage – were very good. So yes, all that was excellent."

Along those lines, everyone talked about the time of possession in the second half and keeping the defense fresh, but the first half was much more even. The offense had sputtered for a period there. How critical was it that the defense kept the game right where it was and then kind of allowed that formula to really get going in the second half? *(Luke Jones)* "Yes, it's a long game; that's the thing you learn. Hey, look at the game last night [Chargers vs. Steelers], right? I went to bed at halftime. I had given up hope. *(laughter)* And really, we were rooting for a loss for both teams, so we couldn't get what we wanted, but that's the way football works. It's a long game. It's going to be hard-fought. You can jump to a big lead. You can fall to a deficit. You can be in a tight game. Whatever it is, you have to keep grinding, you have to keep fighting, keep trying to find a way to make plays and try to find just a way to win the game at the end, and our team did a good job of that."

How much do you attribute the crooked time of possession to the fact that the defense had defensive touchdowns in the second half in back-to-back games? *(Jordan Schatz)* "Yes, it's probably part of it. It's a good point. I hadn't really thought about that, but the fact that you score – and I think we scored, was it ... It was first down in this one. Was it first down last week? I can't remember now, but yes, that's going to be a short possession when you score a touchdown on a turnover in the first three plays of the drive, and it's going to be huge for getting off the field. But, the thing about that is, is you go right back on the field on defense, right? So, I guess it takes away an offensive possession if you think about it. I hadn't really thought about that. I'm not sure what to think about that, now that I think about it." *(laughter)*

Sticking on the secondary, CB Marlon Humphrey obviously is another guy that was really active yesterday. What do you think it is that has allowed him to play as well as he has this season? *(Garrett Downing)* "Marlon just works hard. He's talented. He's a very serious guy, as you all know, and he takes his technique very seriously. He chases perfection in everything that he does, and he works at it, and he wants to be good. He wants to be good. He's a team player. All the things – he has great parents – and all the things, he has them."

I know you go against coaches that you've had connections with throughout your career. Is it a little different when it's going against Chiefs head coach Andy Reid? *(Jamison Hensley)* "He's the only former head coach I've worked for, so yes, I guess it is a little different than the guys ... The other guys that we were with were either assistants here, or we were assistants together in Philly. But sure, it makes it different." *(Reporter: "Overall, have you ever thought about the impact that he has made on the direction of your career? I know you've had many influences, but him in particular?")* "We've had a lot of conversations about that, and they've done quite a few little pieces on that, stories on that, so I get asked that a lot – the impact Andy has had on my career, and I'm just grateful. One of the most important things in any profession – it's probably true in journalism – is where you start. Who you start with really makes a big difference. If you start with people that do it the right way – good people, teach you the right things – it just gives you a chance, gives you a leg up. And Andy, for me, was a big part of that in every way. I learned a great many things from him, and watching his tape now, I still learn a great many things from him. Yes, he's certainly at the top of the business in what he does."

When former Eagles head coach Ray Rhodes left Philadelphia, did you think that you had a chance of sticking on the coaching staff? Or, did you kind of assume that when Andy Reid took over, you might have to look elsewhere? *(Jamison Hensley)* "It was a long time ago. No, I thought I had a chance. We had played well on special teams, so you'd like to think that that would have had an impact, and he gave me a chance. That's the thing: He didn't have to. Andy did not have to give me a chance coming in at the time. I'm sure he had a lot of people he knew, but he decided to take a chance on me, and like I said, I'll be forever grateful for that."

I know you said that QB Joe Flacco was ultimately not cleared to play yesterday. When is the next time that that decision will come up for review? Is it every day, or is it the end of the week? *(Childs Walker)* "Probably by the end of the week. I don't think that they look at that every day. He's cleared to practice, so he'll practice. They'll probably look at what he does in practice. They look at tape, and they'll just let me know. They'll let us know. We expect to ramp him up in practice a lot more this week, since last week was his first week, and we'll just see how it goes."



Aside from just letting Chiefs QB Patrick Mahomes kind of do his thing, what are some of the unique things that that offense is doing? (Aaron Kasinitz) “Speed, lots of speed, lots of speed. Very creative – they run all the tough plays, all the ‘circus’ plays, so to speak, that they execute so well, and the speed just enhances it. I also think they execute very well. They’re precise in what they do. That’s good coaching and good players, that combination. Andy [Reid] studies football everywhere. I know he’s had coaches on his staff over the years that have specific areas of study. They look at college football and probably high school football. Probably junior high football – he’s probably looking for plays – knowing Andy, and he just does a great job of that.”

After watching the tape, just how impressed were you, or what were your impressions, of the way that RB Kenneth Dixon ran the ball in his first game back since Week 1? (Ryan Mink) “Positive. I think he had eight or nine carries there, quite a few, probably, for the first time back in such a long time and did well. [He] ran hard. He’ll be beating himself over dropping the ball. The good thing is, he recovered it right away. That’s the biggest thing I saw from, offensively, an area of improvement, is we need to hold on to the football. The football being on the ground is on the ground way too much. Our guys know that, and that will be – continue to be – a major point of emphasis, and even more so, because that’s just going to be critically important.”

After QB Lamar Jackson’s third-career start, how have you seen him get incrementally better each week? What has he done? How has he improved each week, and this past week, how was he much better than the first time he started? (Todd Karpovich) “He’s getting better. Football is like that, especially at that position. You do it in practice, and that’s one thing, but there’s nothing like the game. And, the game is where you learn lessons the hard way. He made a few mistakes that are well-documented, that he’ll learn from, just like the week before. But there are a lot of things that can happen in football. There are a lot of crazy scenarios that can come up, and they’re pretty impossible to predict all the different scenarios that can come up. So, I just think you learn by experiencing them, whether it’s situational football or understanding where you are on the field, when you’re on the field, when you can take a chance, when you can’t take a chance. All of the sudden, a three-technique shows up in the backfield – how do you handle that? Those are all things he continues to experience and grow from.”

You said after the game that you guys are all sort of seeing where this offense is going together. It’s sort of a process of discovery for everybody, but is there something to be said just for hitting teams with something so different that they’re just not seeing with any other team? (Childs Walker) “Yes, definitely there is. It’s tough when you see something for the first time. You can go back to the old Air Force offense, or what Navy does down there with Ken [Niumatalolo]. When a team sees that for the first time and doesn’t have a chance to work on it all throughout the year, it’s going to be challenging for them, of course, and all of the coaches in the last three weeks have said that. So yes, I do think that’s a plus.”

What’s the importance for a rookie quarterback feeling comfortable in the pocket? There were a lot of times Sunday when Lamar dropped back and looked really comfortable standing there, going through his reads. Do you think we’ve overlooked the importance of having a good offensive line in front of a rookie quarterback, who is still learning the ropes? (Jonas Shaffer) “The offensive line has done a really good job. But you know, I talked to Joe ‘D’ [D’Alessandris, offensive line coach] this morning, and he’s like, ‘Well, we started off slow in pass protection, but we picked it up.’ That’s probably true. There are things that we’re getting hit with that are probably a little different than before. This offense is different, in terms of the way people are approaching us, even in the pass rush. But keeping Lamar clean is critically important, absolutely.”

There was a report that defensive line coach Joe Cullen interviewed for a college coaching job at UMass. You’ve never stood in the way of your assistants from getting jobs. Would the timing of that make it tough this time of year? (Jeff Zrebiec) “No, this happens a lot this time of year. It’s a good question. Yes, Joe did interview at UMass. We have great coaches – they’re going to have opportunities. But the college jobs happen now, so it’s not a problem. Guys don’t need to spend a lot of time preparing for those interviews. I think the [athletic directors] and hiring committees understand that they’re in a season; they’re trying to win games. So, they don’t expect them to come in there with some kind of a PowerPoint presentation that’s going to blow them away. I don’t think they’re looking for that. It took about two hours. So, it’s something that we’re proud of. We appreciate our guys. We have great coaches, and if they get opportunities like that ... I like to see guys get opportunities, and I want to see them advance in the profession.”

Is jumping over defenders something that you guys teach, endorse? (Jerry Coleman) “What is that?” (Reporter: “The leaping sometimes over the defender.”) “We only endorse it if they get over the defender cleanly and continue to run. (laughter) Otherwise, we would like them to lower the shoulder. I don’t think you need to put too many restrictions on guys. I talked to Mark [Andrews]. I know the DBs don’t want to see you lower their shoulder. Being an old DB – I can promise you that. I think the good way to do it is to lower your shoulder or run through the backside shoulder, as we say. But hey, you don’t want to handcuff these guys too much. They’re really fabulous athletes.”

Have you seen defensive coordinator Don “Wink” Martindale’s fingerprints on this defense with the things that he’s done? (Jamison Hensley) “Oh, of course! Of course, yes. Don has done a great job. He has certain skills and gifts as a coach that are unique to him and are really, really strong. He does a great job. It’s a team effort, too. We have a great staff. All those guys have done a great job – our players are involved, as you know. We have the right kind of culture. I’m proud of all those guys. We have a bunch of young coaches in there that are



really smart guys and have done a great job. Don does a great job of bringing them all in to it [and] including them. So yes, that's all part of it."

A lot of teams spend time throughout the year managing their running backs' carries. What effect do you think it has since RB Kenneth Dixon hasn't played since Week 1 and RB Gus Edwards only took on a heavy load midway through the season? Do you think the fact that they didn't have a huge load early in the season makes a difference going down the stretch? (Aaron Kasnitz) "As far as being a positive?" (Reporter: "Yes.") "Probably. I mean, it's probably good. Gosh, it's tough being a running back. You're the target, and there are a lot of big guys [on] every play you get hit. You're the punching bag, so to speak. Those two guys deliver the blow pretty much, too. I like the way they run. Yes, I think that's a good point."

Does that work in terms of the recipe for success: a strong running game, strong defense, strong kicking, especially on the road, in the winter, in cold weather? (Jerry Coleman) "It does. It does, absolutely – all those things. You want to have a passing game, too, though. I wouldn't discount that. So, all those things [matter], yes."

We didn't have a chance to talk to you about the RB Alex Collins move. Was that just not getting better and you needed the roster spot to get RB Kenneth Dixon up? (Jeff Zrebiec) "We did need the roster spot, so that usually dictates when you have to make a move. So yes, but beyond that, I just leave that for Ozzie [Newsome] to explain – whenever you get a chance to talk to him."

In regard to what happened with the Chiefs, they had a bombshell dropped on them on Friday. Can you empathize with what Andy Reid had to go through, in real time, dealing with a situation like that, one that you had to go through a couple years ago? (Jerry Coleman) "I think that's their situation. I didn't give it too much thought, to be honest with you." (Reporter: "Only because a lot of parallels were drawn because ...") "Yes, I know. I understand what you're saying. I just ... I didn't give it that kind of thought. I didn't. I was trying to focus on winning the football game. I know it, I saw it, noted it and didn't really express any opinion or judgements on it. I don't know anything about it other than what was reported. I'm really not too concerned about it in the sense of our football team. I'd just rather leave it at that."

The crowd noise in Kansas City ... You've played there before, you've won there before in the playoffs. How does it compare? I know you don't like comparison questions. Let's not go there. (Jerry Coleman) "Rephrase!" (laughter) (Reporter: "Is it the loudest environment or among the loudest?") "Yesterday, first of all, was great. We had a bunch of fans there [in Atlanta]. I just want to credit the fans who were there. Thank you, to all the fans who were there. There were so many fans there, and they were loud and into it and fun, in that sense. Kansas City is very loud. It's a great environment. It's one of those environments you love going into in this league. It's what you do this job for. Yes, it's an awesome place to play. It'll be loud, they'll be into it [if] their team is winning. This'll be a big game. We're looking forward to that. That's something that you really kind of relish."

Records are being set offensively around the league. Your defense is No. 1 in the league in different categories. How much is that a credit to them – for what has been "a year of the offense" largely around the league – that they've managed to consistently keep numbers low and give you a chance to win? (Jeff Zrebiec) "It's something that ... Yes, it's a credit to everybody, but I think you start looking at those things at the end of the season. That's not something we ... We're going to face, arguably, the best offense in the league on Sunday. We just have to go to work. That's all we have to do is go to work, learn as much as we can about them, be as good as we can be in practice on Wednesday, Thursday, Friday, Saturday, and then do everything we can do to take those things to the game on Sunday and play. I know that's what you always hear, but that's really got to be the focus. Just keep it about that, and that's it."

You guys have done a great job with controlling time of possession, but you also want some opportunities to make some big plays. How much do you see an opportunity to make big plays along with what you've been doing with the time of possession? (Cliff Brown) "Yes, we want to make big plays. We need some big plays. I think we had one play over 20 yards yesterday. That's an area that we're working on very hard. We had some things set up. Sometimes, they just happen on normal plays, you know, a normal run will pop. I think it's a disappointment, but it's also a credit. We rushed for over 200 yards without a big run. I'll tell you what: Atlanta's defense was playing hard. They were playing hard. That was a battle in the run game trenches. Watch the tape and watch what kind of battle that was. I think our guys deserve a lot of credit – the fact that we were able to average what we did per carry and put 200 yards up on what was 49 carries. It was a fight, man. I saw their inside linebacker said, 'Hey, we fought as hard as we could,' and they did. But sometimes those will pop, and you'll hit it. I think Denver hit a 60-some-yard run yesterday; that kind of got their numbers up. That happens, too, but we also try to scheme some big pass plays that we just haven't connected on. We're going to connect on those. That has to happen and will happen. That's something that's very important."

ALPHABETICAL ROSTER

As of Dec. 4

No.	Name	Pos.	Ht.	Wt.	Birthdate	Exp.	College	Hometown
37	Allen, Javorius	RB	6-0	218	8/27/91	4	Southern California	Miccosukee, FL
89	Andrews, Mark	TE	6-4	256	9/6/95	R	Oklahoma	Scottsdale, AZ
28	Averett, Anthony	CB	5-11	178	11/30/94	R	Alabama	Woodbury, NJ
49	Board, Chris	LB	6-2	229	7/23/95	R	North Dakota State	Orlando, FL
54	Bowser, Tyus	OLB	6-3	242	5/23/95	2	Houston	Tyler, TX
86	Boyle, Nick	TE	6-4	270	2/17/93	4	Delaware	Sussex, NJ
77	Bozeman, Bradley	C	6-3	317	11/24/94	R	Alabama	Roanoke, AL
78	Brown Jr., Orlando	T	6-8	345	5/2/96	R	Oklahoma	Baltimore, MD
13	Brown, John	WR	5-11	178	4/3/90	5	Pittsburg State	Homestead, FL
26	Canady, Maurice	CB	6-1	193	5/26/94	3	Virginia	Richmond, VA
24	Carr, Brandon	CB	6-0	210	5/19/86	11	Grand Valley State	Flint, MI
36	Clark, Chuck	S	6-0	205	4/19/95	2	Virginia Tech	Suffolk, VA
46	Cox, Morgan	LS	6-4	235	4/26/86	9	Tennessee	Collierville, TN
15	Crabtree, Michael	WR	6-1	215	9/14/87	10	Texas Tech	Dallas, TX
30	Dixon, Kenneth	RB	5-10	228	1/21/94	3	Louisiana Tech	Strong, AR
35	Edwards, Gus	RB	6-1	238	4/13/95	R	Rutgers	Staten Island, NY
71	Eluemunor, Jermaine	G/T	6-4	335	12/13/94	2	Texas A&M	London, England
5	Flacco, Joe	QB	6-6	245	1/16/85	11	Delaware	Audubon, NJ
3	Griffin III, Robert	QB	6-2	213	2/12/90	6	Baylor	Copperas Cove, TX
29	Humphrey, Marlon	CB	6-0	197	7/8/96	2	Alabama	Hoover, AL
81	Hurst, Hayden	TE	6-4	245	8/24/93	R	South Carolina	Jacksonville, FL
74	Hurst, James	G/T	6-5	310	12/17/91	5	North Carolina	Plainfield, IN
8	Jackson, Lamar	QB	6-2	212	1/7/97	R	Louisville	Pompano Beach, FL
23	Jefferson, Tony	S	5-11	211	1/27/92	6	Oklahoma	Chula Vista, CA
27	Jones, Cyrus	CB/RS	5-10	200	11/29/93	3	Alabama	Baltimore, MD
99	Judon, Matthew	OLB	6-3	261	8/15/92	3	Grand Valley State	West Bloomfield, MI
4	Koch, Sam	P	6-1	222	8/13/82	13	Nebraska	Seward, NE
17	Lasley, Jordan	WR/RS	6-1	213	11/13/96	R	UCLA	Compton, CA
41	Levine Sr., Anthony	DB/LB	5-11	207	3/27/87	7	Tennessee State	Abbeville, LA
72	Lewis, Alex	G/T	6-6	305	4/21/92	3	Nebraska	Tempe, AZ
88	Montgomery, TY	RB/WR	6-0	216	1/22/93	4	Stanford	Jackson, MS
10	Moore, Chris	WR/RS	6-1	200	6/16/93	3	Cincinnati	Tampa, FL
57	Mosley, C.J.	ILB	6-2	250	6/19/92	5	Alabama	Mobile, AL
48	Onwuasor, Patrick	ILB	6-0	227	8/22/92	3	Portland State	Inglewood, CA
97	Pierce, Michael	DT	6-0	340	11/6/92	3	Samford	Daphne, AL
42	Ricard, Patrick	FB/DL	6-3	311	5/27/94	2	Maine	Spencer, MA
95	Sieler, Zach	DT	6-6	290	9/7/95	R	Ferris State	Pinckney, MI
68	Skura, Matt	G/C	6-3	313	2/17/93	2	Duke	Columbus, OH
22	Smith, Jimmy	CB	6-2	210	7/26/88	8	Colorado	Colton, CA
90	Smith, Za'Darius	OLB	6-4	272	9/8/92	4	Kentucky	Greenville, AL
83	Snead IV, Willie	WR/RS	5-11	205	10/17/92	4	Ball State	Muskegon (MI)
79	Stanley, Ronnie	T	6-6	315	3/18/94	3	Notre Dame	Las Vegas, NV
55	Suggs, Terrell	OLB	6-3	265	10/11/82	16	Arizona State	Chandler, AZ
9	Tucker, Justin	K	6-1	183	11/21/89	7	Texas	Austin, TX
96	Urban, Brent	DE	6-7	300	5/5/91	5	Virginia	Mississauga, ON, CAN
32	Weddle, Eric	S	5-11	195	1/4/85	12	Utah	Alta Loma, CA
98	Williams, Brandon	DT	6-1	336	2/21/89	6	Missouri Southern St.	Kirkwood, MO
87	Williams, Maxx	TE	6-4	252	4/12/94	4	Minnesota	Waconia, MN
56	Williams, Tim	OLB	6-3	252	11/12/93	2	Alabama	Baton Rouge, LA
93	Wormley, Chris	DE	6-5	300	10/25/93	2	Michigan	Toledo, OH
73	Yanda, Marshal	G/T	6-3	305	9/15/84	12	Iowa	Anamosa, IA
40	Young, Kenny	LB	6-1	234	11/15/94	R	UCLA	Boutte, LA
25	Young, Tavon	CB	5-9	185	3/14/94	3	Temple	Oxon Hill, MD

Practice Squad

63	Amichia, Kofi	G	6-3	304	7/29/94	1	South Florida	East Point, GA
60	Crecelius, Randin	G/T	6-5	300	8/5/96	R	Portland State	Lake Stevens, WA
31	Daniel, Robertson	CB	6-1	209	10/1/91	1	Brigham Young	San Jose, CA
39	Ervin, Tyler	RB	5-10	182	10/7/93	3	San Jose State	San Bernardino, CA
45	Ezeala, Christopher (IPP)	FB	5-11	248	9/19/95	R	German Football League	Munich, Germany
84	Grant, Janarion	WR/RS	5-10	173	11/20/93	R	Rutgers	Trilby, FL
33	Jackson, Bennett	CB	6-0	192	9/16/91	2	Notre Dame	Hazlet, NJ
58	Jones, Alvin	ILB	5-10	231	12/2/94	R	UTEP	El Paso, TX
82	Keizer, Nick	TE	6-4	251	5/2/95	R	Grand Valley State	Portage, MI
65	Siragusa, Nico	G	6-4	330	5/10/94	2	San Diego State	San Diego, CA
14	White, Tim	WR/RS	5-10	175	7/15/94	2	Arizona State	Los Angeles, CA

Non-Football Injury List

6	Vedvik, Kaare	P/K	6-3	210	3/16/94	R	Marshall	Stavanger, Norway
---	---------------	-----	-----	-----	---------	---	----------	-------------------

Injured Reserve

34	Collins, Alex	RB	5-10	208	8/26/94	3	Arkansas	Ft. Lauderdale, FL
21	Elliott, DeShon	S	6-0	210	4/21/97	R	Texas	Dallas, TX
69	Henry, Willie	DT	6-3	291	3/20/94	3	Michigan	Cleveland, OH
38	Jean-Baptiste, Stanley	CB	6-3	216	4/12/90	3	Nebraska	Miami, FL
12	Scott, Jaleel	WR	6-5	210	2/23/95	R	New Mexico State	Rock Hill, SC
64	Senat, Greg	T	6-6	305	9/8/94	R	Wagner	Elmont, NY
47	Turner, De'Lance	RB	5-11	214	8/23/95	R	Alcorn State	McClain, MS

Physically Unable to Perform

16	Adeboyejo, Quincy	WR	6-3	200	5/26/95	1	Mississippi	Cedar Hill, TX
53	Bradley, Bam	ILB	5-11	232	6/26/94	2	Pittsburgh	Trotwood, OH
43	Hill, Jaylen	CB	5-10	175	5/26/94	2	Jacksonville State	Marietta, GA

NUMERICAL ROSTER

As of Dec. 4

No.	Name	Pos.	Ht.	Wt.	Birthdate	Exp.	College	How Acq.	2018 Games			
									P	S	DNP	INA
3	Robert Griffin III	QB	6-2	213	2/12/90	6	Baylor	FA '18	2	0	1	9
4	Sam Koch	P	6-1	222	8/13/82	13	Nebraska	D6a '06	12	0	0	0
5	Joe Flacco	QB	6-6	245	1/16/85	11	Delaware	D1 '08	9	9	0	3
8	Lamar Jackson	QB	6-2	212	1/7/97	R	Louisville	D1b '18	12	3	0	0
9	Justin Tucker	K	6-1	183	11/21/89	7	Texas	FA '12	12	0	0	0
10	Chris Moore	WR/RS	6-1	200	6/16/93	3	Cincinnati	D4b '16	12	0	0	0
13	John Brown	WR	5-11	178	4/3/90	5	Pittsburg State	UFA (ARI) '18	12	11	0	0
15	Michael Crabtree	WR	6-1	215	9/14/87	10	Texas Tech	FA '18	12	12	0	0
17	Jordan Lasley	WR/RS	6-1	213	11/13/96	R	UCLA	D5 '18	0	0	0	12
22	Jimmy Smith	CB	6-2	210	7/26/88	8	Colorado	D1 '11	8	6	0	0
23	Tony Jefferson	S	5-11	211	1/27/92	6	Oklahoma	UFA (ARI) '17	11	11	0	1
24	Brandon Carr	CB	6-0	210	5/19/86	11	Grand Valley State	UFA (DAL) '17	12	12	0	0
25	Tavon Young	CB	5-9	185	3/14/94	3	Temple	D4a '16	11	6	0	1
26	Maurice Canady	CB	6-1	193	5/26/94	3	Virginia	D6b '16	3	0	0	2
27	Cyrus Jones	CB/RS	5-10	200	11/29/93	3	Alabama	WAV (NE) '18	7	0	0	0
28	Anthony Averett	CB	5-11	178	11/30/94	R	Alabama	D4a '18	7	0	0	5
29	Marlon Humphrey	CB	6-0	197	7/8/96	2	Alabama	D1 '17	10	6	0	2
30	Kenneth Dixon	RB	5-10	228	1/21/94	3	Louisiana Tech	D4e '16	2	0	0	0
32	Eric Weddle	S	5-11	195	1/4/85	12	Utah	UFA (SD) '16	12	12	0	0
35	Gus Edwards	RB	6-1	238	4/13/95	R	Rutgers	FA '18	7	2	0	0
36	Chuck Clark	S	6-0	205	4/19/95	2	Virginia Tech	D6 '17	12	1	0	0
37	Javorius Allen	RB	6-0	218	8/27/91	4	Southern California	D4b '15	12	0	0	0
40	Kenny Young	LB	6-1	234	11/15/94	R	UCLA	D4b '18	12	3	0	0
41	Anthony Levine Sr.	DB/LB	5-11	207	3/27/87	7	Tennessee State	FA '12	12	0	0	0
42	Patrick Ricard	FB/DL	6-3	311	5/27/94	2	Maine	FA '17	10	2	0	2
46	Morgan Cox	LS	6-4	235	4/26/86	9	Tennessee	FA '10	12	0	0	0
48	Patrick Onwuasor	ILB	6-0	227	8/22/92	3	Portland State	FA '16	12	8	0	0
49	Chris Board	LB	6-2	229	7/23/95	R	North Dakota State	FA '18	12	0	0	0
54	Tyus Bowser	OLB	6-3	242	5/23/95	2	Houston	D2 '17	11	0	0	1
55	Terrell Suggs	OLB	6-3	265	10/11/82	16	Arizona State	D1a '03	12	12	0	0
56	Tim Williams	OLB	6-3	252	11/12/93	2	Alabama	D3b '17	7	0	0	5
57	C.J. Mosley	ILB	6-2	250	6/19/92	5	Alabama	D1 '14	11	11	0	1
68	Matt Skura	G/C	6-3	313	2/17/93	2	Duke	FA '16	12	12	0	0
71	Jermaine Eluemunor	G/T	6-4	335	12/13/94	2	Texas A&M	D5 '17	5	1	0	2
72	Alex Lewis	G/T	6-6	305	4/21/92	3	Nebraska	D4c '16	10	10	0	2
73	Marshal Yanda	G/T	6-3	305	9/15/84	12	Iowa	D3b '07	12	12	0	0
74	James Hurst	G/T	6-5	310	12/17/91	5	North Carolina	FA '14	6	6	0	6
77	Bradley Bozeman	C	6-5	317	11/24/94	R	Alabama	D6c '18	10	1	2	0
78	Orlando Brown Jr.	T	6-8	345	5/2/96	R	Oklahoma	D3a '18	12	6	0	0
79	Ronnie Stanley	T	6-6	315	3/18/94	3	Notre Dame	D1 '16	11	11	0	1
81	Hayden Hurst	TE	6-4	245	8/24/93	R	South Carolina	D1a '18	8	0	0	4
83	Willie Snead IV	WR/RS	5-11	205	10/17/92	4	Ball State	RFA (NO) '18	12	6	0	0
86	Nick Boyle	TE	6-4	270	2/17/93	4	Delaware	D5a '15	12	10	0	0
87	Maxx Williams	TE	6-4	252	4/12/94	4	Minnesota	D2 '15	9	5	0	3
88	Ty Montgomery	RB/WR	6-0	216	1/22/93	4	Stanford	TR (GB) '18	10	0	0	1
89	Mark Andrews	TE	6-5	256	9/6/95	R	Oklahoma	D3b '18	12	3	0	0
90	Za'Darius Smith	OLB	6-4	272	9/8/92	4	Kentucky	D4a '15	12	6	0	0
93	Chris Wormley	DE	6-5	300	10/25/93	2	Michigan	D3a '17	12	6	0	0
95	Zach Sieler	DT	6-6	290	9/7/95	R	Ferris State	D7 '18	2	0	0	10
96	Brent Urban	DE	6-7	300	5/5/91	5	Virginia	D4a '14	12	12	0	0
97	Michael Pierce	DT	6-0	340	11/6/92	3	Samford	FA '16	10	0	0	2
98	Brandon Williams	DT	6-1	336	2/21/89	6	Missouri Southern St.	D3 '13	12	12	0	0
99	Matthew Judon	OLB	6-3	261	8/15/92	3	Grand Valley State	D5 '16	12	6	0	0
Practice Squad												
14	Tim White	WR/RS	5-10	175	7/15/94	2	Arizona State	FA '17	3	0	0	0
31	Robertson Daniel	CB	6-0	209	10/1/91	1	Brigham Young	FA '18	1	0	0	0
33	Bennett Jackson	CB	6-0	192	9/16/91	2	Notre Dame	FA '18	0	0	0	0
39	Tyler Ervin	RB	5-10	182	10/7/93	3	San Jose State	FA '18	9	0	0	0
45	Christopher Ezeala (IPP)	FB	5-11	248	9/19/95	R	German Football League	IPP '18	0	0	0	0
58	Alvin Jones	ILB	5-10	231	12/2/94	R	UTEP	FA '18	0	0	0	0
60	Randin Crecelius	G/T	6-5	300	8/5/96	R	Portland State	FA '18	0	0	0	0
63	Kofi Amichia	G	6-3	304	7/29/94	1	South Florida	FA '18	0	0	0	0
65	Nico Siragusa	G	6-4	330	5/10/94	2	San Diego State	D4 '17	0	0	0	0
82	Nick Keizer	TE	6-4	251	5/2/95	R	Grand Valley State	FA '18	0	0	0	0
84	Janarion Grant	WR/RS	5-10	173	11/20/93	R	Rutgers	FA '18	2	0	0	0
Non-Football Injury List												
6	Kaare Vedvik	P/K	6-3	210	3/16/94	R	Marshall	FA '18	0	0	0	0
Injured Reserve												
12	Jaleel Scott	WR	6-5	210	2/23/95	R	New Mexico State	D4c '18	0	0	0	0
21	DeShon Elliott	S	6-1	210	4/21/97	R	Texas	D6a '18	0	0	0	0
34	Alex Collins	RB	5-10	208	8/26/94	3	Arkansas	FA '17	10	10	0	1
38	Stanley Jean-Baptiste	CB	6-3	216	4/12/90	3	Nebraska	FA '17	0	0	0	0
47	De'Lance Turner	RB	5-11	214	8/23/95	R	Alcorn State	FA '18	4	0	0	0
64	Greg Senat	T	6-6	305	9/8/94	R	Wagner	D6b '18	0	0	0	0
69	Willie Henry	DT	6-3	291	3/20/94	3	Michigan	D4d '16	3	0	0	4
Physically Unable to Perform												
16	Quincy Adebeyejo	WR	6-3	200	5/26/95	1	Mississippi	FA '17	0	0	0	0
43	Jaylen Hill	CB	5-10	175	5/26/94	2	Jacksonville State	FA '17	0	0	0	0
53	Bam Bradley	ILB	5-11	232	6/26/94	2	Pittsburgh	FA '17	0	0	0	0



POSITIONAL ROSTER

As of Dec. 4

QUARTERBACKS

3	Robert Griffin III	.QB
5	Joe Flacco	.QB
8	Lamar Jackson	.QB

WIDE RECEIVERS

10	Chris Moore	WR/RS
13	John Brown	WR
15	Michael Crabtree	WR
17	Jordan Lasley	WR/RS
83	Willie Snead IV.	WR/RS

RUNNING BACKS

30	Kenneth Dixon	RB
35	Gus Edwards	RB
37	Javorius Allen	RB
88	Ty Montgomery	RB/WR

TIGHT ENDS

81	Hayden Hurst	TE
86	Nick Boyle	TE
87	Maxx Williams	TE
89	Mark Andrews	TE

OFFENSIVE LINE

68	Matt Skura	G/C
71	Jermaine Eluemunor	G/T
72	Alex Lewis	G/T
73	Marshal Yanda	G/T
74	James Hurst	G/T
77	Bradley Bozeman	C
78	Orlando Brown Jr.	T
79	Ronnie Stanley	T

SPECIALISTS

4	Sam Koch	.P
9	Justin Tucker	.K
46	Morgan Cox	LS

SECONDARY

22	Jimmy Smith	CB
23	Tony Jefferson	.S
24	Brandon Carr	CB
25	Tavon Young	CB
26	Maurice Canady	CB
27	Cyrus Jones	CB/RS
28	Anthony Averett	CB
29	Marlon Humphrey	CB
32	Eric Weddle	.S
36	Chuck Clark	.S
41	Anthony Levine Sr.	DB/LB

LINEBACKERS

40	Kenny Young	.LB
48	Patrick Onwuasor	.ILB
49	Chris Board	.LB
54	Tyus Bowser	OLB
55	Terrell Suggs	OLB
56	Tim Williams	OLB
57	C.J. Mosley	.ILB
90	Za'Darius Smith	OLB
99	Matthew Judon	OLB

DEFENSIVE LINE

42	Patrick Ricard	FB/DL
93	Chris Wormley	.DE
95	Zach Sieler	.DT
96	Brent Urban	.DE
97	Michael Pierce	.DT
98	Brandon Williams	.DT

PRACTICE SQUAD

14	Tim White	WR/RS
31	Robertson Daniel	CB
33	Bennett Jackson	CB
39	Tyler Ervin	RB
45	Christopher Ezeala (IPP)	FB
58	Alvin Jones	.ILB
60	Randin Crecelius	G/T
63	Kofi Amichia	G
65	Nico Siragusa	G
82	Nick Keizer	TE
84	Janarion Grant	WR/RS

INJURED RESERVE

12	Jaleel Scott	WR
21	DeShon Elliott	.S
34	Alex Collins	RB
38	Stanley Jean-Baptiste	CB
47	De'Lance Turner	RB
64	Greg Senat	.T
69	Willie Henry	.DT

PHYSICALLY UNABLE TO PERFORM (PUP)

16	Quincy Adeboyejo	WR
43	Jaylen Hill	CB
53	Bam Bradley	.ILB

NON-FOOTBALL INJURY LIST

6	Kaare Vedvik	P/K
---	--------------	-----



2018 COACHING STAFF

John Harbaugh Head Coach
 Jerry Rosburg Special Teams Coord. / Assc. Head Coach
 Don Martindale Defensive Coordinator
 Marty Mornhinweg Offensive Coordinator
 Greg Roman Assistant Head Coach / Tight Ends Coach
 Richard Angulo Assistant Offensive Line Coach
 Juney Barnett Assistant Strength & Conditioning Coach
 Andy Bischoff Offensive Assistant / TEs
 Randy Brown Specialists Coach
 Joe Cullen Defensive Line Coach
 Joe D'Alessandris Offensive Line Coach

Bobby Engram Wide Receivers Coach
 Thomas Hammock Running Backs Coach
 Chris Hewitt Secondary Coach
 Chris Horton Assistant Special Teams Coach
 Sterling Lucas Quality Control - Defense
 Mike Macdonald Linebackers Coach
 Steve Saunders Head Strength & Conditioning Coach
 James Urban Quarterbacks Coach
 Craig Ver Steeg Senior Offensive Assistant
 Matt Weiss Football Strategy Coordinator / WRs
 Drew Wilkins Assistant Defensive Line / OLBs



DEPTH CHART

Updated by Ravens PR on Dec. 4

OFFENSE

WR	83	Willie Snead IV	10	Chris Moore		
WR	15	Michael Crabtree	<u>17</u>	<u>Jordan Lasley</u>		
WR	13	John Brown				
LT	79	Ronnie Stanley	74	James Hurst*	71	Jermaine Eluemunor
LG	72	Alex Lewis	<u>77</u>	<u>Bradley Bozeman</u>	71	Jermaine Eluemunor
C	68	Matt Skura	72	Alex Lewis	<u>77</u>	<u>Bradley Bozeman</u>
RG	73	Marshal Yanda	<u>77</u>	<u>Bradley Bozeman</u>	71	Jermaine Eluemunor
RT	74	James Hurst*	<u>78</u>	<u>Orlando Brown Jr.</u>	71	Jermaine Eluemunor
TE	86	Nick Boyle	<u>81</u>	<u>Hayden Hurst</u>	<u>89</u>	<u>Mark Andrews</u> 87 Maxx Williams
QB	5	Joe Flacco*	<u>8</u>	<u>Lamar Jackson</u>	3	Robert Griffin III
RB	<u>35</u>	<u>Gus Edwards</u>	37	Javorius Allen	88	Ty Montgomery (RB/WR) 30 Kenneth Dixon 42 Patrick Ricard (FB)

DEFENSE

DT	93	Chris Wormley	42	Patrick Ricard		
NT	98	Brandon Williams	97	Michael Pierce		
DE	96	Brent Urban	<u>95</u>	<u>Zach Sieler</u>		
RUSH	55	Terrell Suggs	90	Za'Darius Smith	56	Tim Williams*
MLB	57	C.J. Mosley	<u>49</u>	<u>Chris Board</u>		
WLB	48	Patrick Onwuasor	<u>40</u>	<u>Kenny Young</u>		
SAM	99	Matthew Judon	54	Tyus Bowser		
LCB	24	Brandon Carr	22	Jimmy Smith	<u>28</u>	<u>Anthony Averett</u>
SS	23	Tony Jefferson*	41	Anthony Levine Sr.		
FS	32	Eric Weddle	36	Chuck Clark		
RCB	29	Marlon Humphrey	25	Tavon Young	26	Maurice Canady 27 Cyrus Jones

SPECIAL TEAMS

P	4	Sam Koch				
K	9	Justin Tucker				
H	4	Sam Koch				
LS	46	Morgan Cox				
KOR	10	Chris Moore	83	Willie Snead IV	<u>17</u>	<u>Jordan Lasley</u>
PR	27	Cyrus Jones	83	Willie Snead IV	<u>17</u>	<u>Jordan Lasley</u>

All Rookies Underlined *Missed last game with injury

PRONUNCIATIONS

PLAYERS: Quincy Adebeyejo (add-ah-BOY-joe); Javorius Allen (juh-VAR-us); Anthony Averett (AY-vrett); Maurice Canady (CAN-uh-dee); Randin Crecelius (cruh-SILL-ee-us); Jermaine Eluemunor (EE-lew-mun-or); Chris Ezeala (ee-ZAH-lah); Janarion Grant (juh-NAIR-ee-on); Stanley Jean-Baptiste (GENE bap-TEEST); Sam Koch (Cook); Anthony Levine Sr. (luh-VEEN); Patrick Onwuasor (oh-WAH-so); Greg Senat (suh-NOT); Zach Sieler (SEE-ler); Matt Skura (SKUR-uh); Za'Darius Smith (zuh-DARE-ee-us); Marshal Yanda (YAWN-da); Kaare Vedvik (CORE-ee, VED-vick); Tavon Young (TAY-von) **COACHES:** Richard Angulo (an-GOO-low); Andy Bischoff (BISH-off); Joe D'Alessandris (dell-ah-SAN-dress); Marty Mornhinweg (MORE-ning-wig); Craig Ver Steeg (ver-STEGG)



HOW THE RAVENS ARE BUILT

BY YEAR SIGNED

YEAR	PLAYER	ACQ.
2003	OLB Terrell Suggs	D1a
2006	P Sam Koch	D6a
2007	G/T Marshal Yanda	D3b
2008	QB Joe Flacco	D1
2010	LS Morgan Cox	RFA
2011	CB Jimmy Smith	D1
2012	DB/LB Anthony Levine Sr. K Justin Tucker	FA RFA
2013	DT Brandon Williams	D3
2014	OL James Hurst LB C.J. Mosley DE Brent Urban	RFA D1 D4a
2015	RB Javorius Allen TE Nick Boyle OLB Za'Darius Smith TE Maxx Williams	D4b D5a D4a D2
2016	CB Maurice Canady RB Kenneth Dixon DT Willie Henry [Injured Reserve] OLB Matthew Judon G/T Alex Lewis WR Chris Moore ILB Patrick Onwuasor DT Michael Pierce G/C Matt Skura T Ronnie Stanley S Eric Weddle CB Tavon Young	D6b D4e D4d D5 D4c D4b RFA RFA FA D1 UFA (SD) D4a
2017	WR Quincy Adeboyejo [PUP List] OLB Tyus Bowser LB Bam Bradley [PUP List] CB Brandon Carr S Chuck Clark RB Alex Collins [Injured Reserve] G/T Jermaine Eluemunor CB Jaylen Hill [PUP List] CB Marlon Humphrey CB Stanley Jean-Baptiste [Injured Reserve] S Tony Jefferson FB/DL Patrick Ricard OLB Tim Williams DE Chris Wormley	RFA D2 RFA UFA (Dal.) D6 FA D5 RFA D1 FA UFA (Ari.) RFA D3b D3a
2018	TE Mark Andrews CB Anthony Averett LB Chris Board C Bradley Bozeman WR John Brown T Orlando Brown Jr. WR Michael Crabtree RB Gus Edwards S DeShon Elliott [Injured Reserve] QB Robert Griffin III TE Hayden Hurst QB Lamar Jackson CB/RS Cyrus Jones WR Jordan Lasley RB/WR Ty Montgomery WR Jaleel Scott [Injured Reserve] T Greg Senat [Injured Reserve] DT Zach Sieler WR Willie Snead IV RB De'Lance Turner [Injured Reserve] P/K Kaare Vedvik [Non-Football Injury List] LB Kenny Young	D3b D4a RFA D6c FA D3a FA RFA D6a FA D1a D1b WAV (NE) D5 TR (GB) D4c D6b D7 Res. FA (NO) RF RFA D4b

BY DRAFT ROUND

1st ROUND (10)	TEAM	YEAR
OLB Terrell Suggs	Baltimore	2003 (10th)
QB Joe Flacco	Baltimore	2008 (18th)
WR Michael Crabtree	San Francisco	2009 (10th)
CB Jimmy Smith	Baltimore	2011 (27th)
QB Robert Griffin III	Washington	2012 (2nd)
LB C.J. Mosley	Baltimore	2014 (17th)
T Ronnie Stanley	Baltimore	2016 (6th)
CB Marlon Humphrey	Baltimore	2017 (16th)
TE Hayden Hurst	Baltimore	2018 (21st)
QB Lamar Jackson	Baltimore	2018 (32nd)
2nd ROUND (5)		
S Eric Weddle	San Diego	2007
CB Stanley Jean-Baptiste [Injured Reserve]	New Orleans	2014
TE Maxx Williams	Baltimore	2015
CB/RS Cyrus Jones	New England	2016
OLB Tyus Bowser	Baltimore	2017
3rd ROUND (8)		
G/T Marshal Yanda	Baltimore	2007
DT Brandon Williams	Baltimore	2013
WR John Brown	Arizona	2014
RB/WR Ty Montgomery	Green Bay	2015
OLB Tim Williams	Baltimore	2017
DE Chris Wormley	Baltimore	2017
TE Mark Andrews	Baltimore	2018
T Orlando Brown Jr.	Baltimore	2018
4th ROUND (11)		
DE Brent Urban	Baltimore	2014
RB Javorius Allen	Baltimore	2015
OLB Za'Darius Smith	Baltimore	2015
DT Willie Henry [Injured Reserve]	Baltimore	2016
RB Kenneth Dixon	Baltimore	2016
G/T Alex Lewis	Baltimore	2016
WR Chris Moore	Baltimore	2016
CB Tavon Young	Baltimore	2016
CB Anthony Averett	Baltimore	2018
WR Jaleel Scott [Injured Reserve]	Baltimore	2018
LB Kenny Young	Baltimore	2018
5th ROUND (6)		
CB Brandon Carr	Kansas City	2008
TE Nick Boyle	Baltimore	2015
RB Alex Collins [Injured Reserve]	Seattle	2016
OLB Matthew Judon	Baltimore	2016
G/T Jermaine Eluemunor	Baltimore	2017
WR Jordan Lasley	Baltimore	2018
6th ROUND (6)		
P Sam Koch	Baltimore	2006
CB Maurice Canady	Baltimore	2016
S Chuck Clark	Baltimore	2017
C Bradley Bozeman	Baltimore	2018
S DeShon Elliott [Injured Reserve]	Baltimore	2018
T Greg Senat [Injured Reserve]	Baltimore	2018
7th ROUND (1)		
DT Zach Sieler	Baltimore	2018
UNDRAFTED (17)		
LS Morgan Cox	Baltimore	2010
DB Anthony Levine Sr.	Green Bay	2010
K Justin Tucker	Baltimore	2012
S Tony Jefferson	Arizona	2013
OL James Hurst	Baltimore	2014
WR Willie Snead IV	Cleveland	2014
ILB Patrick Onwuasor	Baltimore	2016
DT Michael Pierce	Baltimore	2016
G/C Matt Skura	Baltimore	2016
WR Quincy Adeboyejo [PUP]	Baltimore	2017
LB Bam Bradley [PUP]	Baltimore	2017
CB Jaylen Hill [PUP]	Baltimore	2017
FB/DL Patrick Ricard	Baltimore	2017
LB Chris Board	Baltimore	2018
RB Gus Edwards	Baltimore	2018
RB De'Lance Turner [Injured Reserve]	Baltimore	2018
P/K Kaare Vedvik [Non-Football Injury List]	Baltimore	2018

GAME-BY-GAME STARTERS

OFFENSE

GAME	WR	LT	LG	C	RG	RT	TE	WR	QB	RB	WR	OTHER
Sept. 9 vs. Buffalo	Crabtree	Stanley	Lewis	Skura	Yanda	J. Hurst	Boyle	J. Brown	Flacco	Collins	M. Williams	(TE)
Sept. 13 at Cincinnati	Crabtree	Stanley	Lewis	Skura	Yanda	J. Hurst	Andrews	J. Brown	Flacco	Collins	Snead IV	
Sept. 23 vs. Denver	Crabtree	Stanley	Lewis	Skura	Yanda	J. Hurst	Boyle	J. Brown	Flacco	Collins	M. Williams	(TE)
Sept. 30 at Pittsburgh	Crabtree	Stanley	Lewis	Skura	Yanda	J. Hurst	Boyle	J. Brown	Flacco	Collins	M. Williams	(TE)
Oct. 7 at Cleveland	Crabtree	Stanley	Lewis	Skura	Yanda	J. Hurst	Boyle	Snead IV	Flacco	Collins	M. Williams	(TE)
Oct. 14 at Tennessee	Crabtree	Stanley	Lewis	Skura	Yanda	J. Hurst	Andrews	J. Brown	Flacco	Collins	M. Williams	(TE)
Oct. 21 vs. New Orleans	Crabtree	Stanley	Bozeman	Skura	Yanda	O. Brown	Boyle	J. Brown	Flacco	Collins	Snead IV	
Oct. 28 at Carolina	Crabtree	Stanley	Grasu	Skura	Yanda	O. Brown	Boyle	J. Brown	Flacco	Collins	Snead IV	
Nov. 4 vs. Pittsburgh	Crabtree	Elumunor	Lewis	Skura	Yanda	O. Brown	Boyle	J. Brown	Flacco	Collins	n/a	Ricard (FB)
Nov. 18 vs. Cincinnati	Crabtree	Stanley	Lewis	Skura	Yanda	O. Brown	Boyle	J. Brown	Jackson	Collins	Andrews	(TE)
Nov. 25 vs. Oakland	Crabtree	Stanley	Lewis	Skura	Yanda	O. Brown	Boyle	J. Brown	Jackson	Edwards	Snead IV	
Dec. 2 at Atlanta	Crabtree	Stanley	Lewis	Skura	Yanda	O. Brown	Boyle	J. Brown	Jackson	Edwards	Snead IV	

Dec. 9 at Kansas City

Dec. 16 vs. Tampa Bay

Dec. 22/23 at LAC

Dec. 30 vs. Cleveland

DEFENSE

GAME	NT	DE	DT	SAM	MIKE	WILL	RUSH	RCB	LCB	SS	FS	OTHER
Sept. 9 vs. Buffalo	B. Williams	Urban	n/a	Z. Smith	Mosley	Onwuasor	Suggs	Humphrey	Carr	Jefferson	Weddle	T. Young (DB)
Sept. 13 at Cincinnati	B. Williams	Urban	Wormley	Judon	Mosley	Onwuasor	Suggs	Humphrey	Carr	Jefferson	Weddle	n/a
Sept. 23 vs. Denver	B. Williams	Urban	Wormley	Judon	K. Young	McClellan	Suggs	Humphrey	Carr	Jefferson	Weddle	n/a
Sept. 30 at Pittsburgh	B. Williams	Urban	n/a	Z. Smith	Mosley	K. Young	Suggs	Humphrey	Carr	Jefferson	Weddle	T. Young (DB)
Oct. 7 at Cleveland	B. Williams	Urban	Wormley	Judon	Mosley	K. Young	Suggs	n/a	Carr	Jefferson	Weddle	P. Ricard (DL)
Oct. 14 at Tennessee	B. Williams	Urban	Wormley	Judon	Mosley	Onwuasor	Suggs	Humphrey	Carr	Jefferson	Weddle	n/a
Oct. 21 vs. New Orleans	B. Williams	Urban	Wormley	Judon	Mosley	n/a	Suggs	J. Smith	Carr	Jefferson	Weddle	T. Young (DB)
Oct. 28 at Carolina	B. Williams	Urban	Wormley	Judon	Mosley	Onwuasor	Suggs	J. Smith	Carr	Jefferson	Weddle	
Nov. 4 vs. Pittsburgh	B. Williams	Urban	n/a	Z. Smith	Mosley	Onwuasor	Suggs	J. Smith	Carr	Jefferson	Weddle	T. Young (DB)
Nov. 18 vs. Cincinnati	B. Williams	Urban	n/a	Z. Smith	Mosley	Onwuasor	Suggs	J. Smith	Carr	Jefferson	Weddle	T. Young (DB)
Nov. 25 vs. Oakland	B. Williams	Urban	n/a	Z. Smith	Mosley	Onwuasor	Suggs	Humphrey	Carr	Jefferson	Weddle	J. Smith (CB)
Dec. 2 at Atlanta	B. Williams	Urban	n/a	Z. Smith	Mosley	Onwuasor	Suggs	J. Smith	Carr	Clark	Weddle	T. Young (DB)

Dec. 9 at Kansas City

Dec. 16 vs. Tampa Bay

Dec. 22/23 at LAC

Dec. 30 vs. Cleveland

Bold denotes first NFL start



2018 TRANSACTIONS

- **Jan. 1:** Re-signed RB John Crockett, T Steven Moore, FB Ricky Ortiz and QB Josh Woodrum to Reserve/Future contracts
- **Jan. 2:** Re-signed CB Robertson Daniel to a Reserve/Future contract.
- **Jan. 3:** Signed **CB Bennett Jackson** to a Reserve/Future contract.
- **Jan. 11:** Re-signed CB Robert Nelson to a Reserve/Future contract.
- **Feb. 6:** Signed free agent **WR DeVier Posey**.
- **March 6:** Signed a new renegotiated deal with DE Brent Urban.
- **March 12:** Terminated the contract of vested veteran DB Lardarius Webb; Signed a new renegotiated deal with G/T James Hurst.
- **March 13:** Terminated the contract of vested veteran RB Danny Woodhead.
- **March 14:** Terminated the contract of vested veteran WR Jeremy Maclin.
- **March 15:** Signed UFA (Ari.) **WR John Brown**.
- **March 16:** Signed free agent **WR Michael Crabtree**.
- **April 11:** Signed free agent **QB Robert Griffin III**.
- **April 14:** Re-signed exclusive rights free agent RB Alex Collins.
- **April 16:** Re-signed exclusive rights free agents WR Quincy Adeboyejo, DB Stanley Jean-Baptiste, TE Vince Mayle, LB Patrick Onwuasor, G Maurice Shaker and G/C Matt Skura.
- **April 24:** Waived (failed physical) C Brandon Kublanow and T Stephane Nembot.
- **April 26:** Signed restricted free agent (NO) **WR Willie Snead IV**.
- **May 1:** Claimed off waivers (Cle.) **DB Kai Nacua**.
- **May 2:** Waived RB John Crockett.
- **May 3:** Waived CB Robertson Daniel.
- **May 4:** Signed 15 undrafted rookie free agents: **WR Jaelon Acklin, G Randin Crecelius, RB Gus Edwards, G Justin Evans, ILB Alvin Jones, TE Nick Keizer, DE Christian LaCouture, WR Andre Levron, LB Mason McKenrick, LS Trent Sieg, C Alex Thompson, RB Mark Thompson, RB De'Lance Turner, P Kaare Vedvik and DB Darius Williams**; Waived T Steven Moore.
- **May 5:** Signed 2018 draft picks **CB Anthony Averett, C Bradley Bozeman, S DeShon Elliott, WR Jordan Lasley, WR Jaleel Scott, T Greg Senat, DE Zach Sieler and LB Kenny Young**.
- **May 7:** Waived LB Mason McKenrick and FB Ricky Ortiz; Signed rookie free agents **WR Janarion Grant** and **DE Myles Humphrey**.
- **May 14:** Signed rookie free agent **DE Da'Sean Downey** and International Practice Player **FB Christopher Ezeala**.
- **May 17:** Signed 2018 draft picks **TE Mark Andrews** and **T Orlando Brown Jr.**
- **June 1:** Waived DE Da'Sean Downey; Signed rookie free agent **LB Chris Board**.
- **June 5:** Signed 2018 first-round draft pick QB Lamar Jackson.
- **June 11:** Waived CB Robert Nelson Jr.; Signed rookie free agent **CB Jackson Porter**.
- **June 20:** Signed 2018 draft pick **TE Hayden Hurst**.
- **July 12:** Placed rookie G/C Alex Thompson on Reserve - Did Not Report.
- **July 21:** Signed free agent **G Cameron Lee**.
- **Aug. 6:** Waived (injured) WR Jaelon Acklin, who reverted to Injured Reserve; **TE Darren Waller** was reinstated by the Commissioner following suspension.
- **Aug 27:** Placed WR Jaleel Scott on Injured Reserve and re-signed DB Robertson Daniel.
- **Aug 28:** Traded LB Kamalei Correa to the Tennessee Titans for a 2019 sixth-round draft choice.
- **Aug. 31:** Waived DB Robertson Daniel, G/T Andrew Donnal, G Justin Evans, TE Nick Keizer, DE Christian LaCouture, DB Kai Nacua, CB Jackson Porter, WR DeVier Posey and LS Trent Sieg; Waived (injured) ILB Alvin Jones, who reverted to Injured Reserve; Placed S DeShon Elliott, DB Bennett Jackson, CB Stanley Jean-Baptiste and T Greg Senat on Injured Reserve; WR Quincy Adeboyejo, LB Bam Bradley and CB Jaylen Hill remained on the PUP list.
- **Sept. 1:** Waived G Randin Crecelius, DT Carl Davis, RB Gus Edwards, FB Christopher Ezeala, DE/LB Myles Humphrey, DE Bronson Kaufusi, G Cameron Lee, WR Andre Levron, TE/WR Vince Mayle, WR Breshad Perriman, G Maurice Shaker, G Nico Siragusa, RB Mark Thompson, RB De'Lance Turner, TE Darren Waller, WR/RS Tim White and QB Josh Woodrum; Terminated the contract of vested veteran LB Albert McClellan; Placed K/P Kaare Vedvik on the Non-Football Injury list.
- **Sept. 2:** Signed G Randin Crecelius, RB Gus Edwards, DE/LB Myles Humphrey, G Nico Siragusa, RB De'Lance Turner, TE Darren Waller and WR/RS Tim White to the practice squad; Signed FB Christopher Ezeala to the practice squad as part of the NFL's International Player Pathway program.
- **Sept. 3:** Signed DB Robertson Daniel, DE Christian LaCouture and **CB Cyrus Jones** to the practice squad.
- **Sept. 4:** Waived (injury settlement) WR Jaelon Acklin.
- **Sept. 6:** Waived (injury settlements) DB Bennett Jackson and ILB Alvin Jones.
- **Sept. 12:** Placed RB Kenneth Dixon (knee) on Injured Reserve; Elevated RB De'Lance Turner from the practice squad to the 53-man roster.
- **Sept. 15:** Re-signed DB Kai Nacua to the practice squad.
- **Sept. 17:** Placed CB Maurice Canady on Injured Reserve; Re-signed LB Albert McClellan to the 53-man roster.
- **Sept. 19:** Signed **CB Makinton Dorleant** to the practice squad after CB/RS Cyrus Jones was signed by New England off the practice squad.
- **Sept. 22:** Waived G/T Jermaine Eluemunor and WR/RS Janarion Grant; Elevated CB Robertson Daniel and WR/RS Tim White from the practice squad to the 53-man roster.
- **Sept 24:** Waived CB Robertson Daniel and signed free agent **C Hroniss Grasu**.
- **Sept. 25:** Re-signed G/T Jermaine Eluemunor and WR/RS Janarion Grant to the practice squad.
- **Sept. 26:** Waived DE/LB Myles Humphrey from the practice squad and re-signed CB Robertson Daniel to the practice squad.
- **Oct. 4:** Waived DE Christian LaCouture from the practice squad and re-signed WR Andre Levron to the practice squad.
- **Oct. 7:** Waived CB Darius Williams and activated CB Jimmy Smith from the Commissioner Exempt list following his suspension.
- **Oct. 8:** Waived WR/RS Tim White; Claimed CB/RS Cyrus Jones (NE) off waivers.
- **Oct. 9:** Waived G Randin Crecelius from the practice squad and re-signed WR/RS Tim White to the practice squad.
- **Oct. 13:** Placed RB De'Lance Turner on Injured Reserve and elevated RB Gus Edwards from the practice squad to the 53-man roster.
- **Oct. 15:** Waived WR Andre Levron and DB Kai Nacua from the practice squad; Re-signed G/T Randin Crecelius, LB Alvin Jones and RB Mark Thompson to the practice squad.
- **Oct. 23:** Placed DT Willie Henry on Injured Reserve and elevated G/T Jermaine Eluemunor from the practice squad to the 53-man roster.
- **Oct. 24:** Signed **G Kofi Amichia** to the practice squad.
- **Oct. 30:** Acquired **RB/WR Ty Montgomery** from the Green Bay Packers in exchange for an undisclosed future draft pick; Terminated the contract of vested veteran LB Albert McClellan.
- **Nov. 14:** Waived CB Makinton Dorleant from the practice squad and signed **RB Tyler Ervin**.
- **Nov. 24:** Waived G/C Hroniss Grasu and activated CB Maurice Canady from Injured Reserve - Designated for Return.
- **Nov. 27:** Waived RB Mark Thompson from the practice squad and re-signed CB Bennett Jackson.
- **Nov. 28:** Re-signed TE Nick Keizer to the practice squad after TE Darren Waller was signed off the practice squad by Oakland.
- **Dec. 1:** Placed RB Alex Collins on Injured Reserve and activated RB Kenneth Dixon from Injured Reserve.

(Bold denotes first time player has joined the Ravens.)



2018 RAVENS STATISTICS

WON 7, LOST 5			
09/09	W 47- 3	Buffalo	70,591
09/13	L 23-34	at Cincinnati	50,018
09/23	W 27-14	Denver	70,156
09/30	W 26-14	at Pittsburgh	62,030
10/07	L 9-12 OT	at Cleveland	67,431
10/14	W 21- 0	at Tennessee	64,441
10/21	L 23-24	New Orleans	70,639
10/28	L 21-36	at Carolina	73,843
11/04	L 16-23	Pittsburgh	70,997
11/18	W 24-21	Cincinnati	70,077
11/25	W 34-17	Oakland	70,035
12/02	W 26-16	at Atlanta	72,262
12/09		at Kansas City	
12/16		Tampa Bay	
12/22		at L.A. Chargers	
12/30		Cleveland	

	Balt.	Opp.
TOTAL FIRST DOWNS	280	212
Rushing	105	65
Passing	151	126
Penalty	24	21
3rd Down: Made/Att	83/176	55/161
3rd Down Pct.	47.2	34.2
4th Down: Made/Att	9/15	7/15
4th Down Pct.	60.0	46.7
POSSESSION AVG.	31:53	28:07
TOTAL NET YARDS	4484	3380
Avg. Per Game	373.7	281.7
Total Plays	860	731
Avg. Per Play	5.2	4.6
NET YARDS RUSHING	1550	1047
Avg. Per Game	129.2	87.3
Total Rushes	376	276
NET YARDS PASSING	2934	2333
Avg. Per Game	244.5	194.4
Sacked/Yards Lost	23/113	35/227
Gross Yards	3047	2560
Att./Completions	461/281	420/243
Completion Pct.	61.0	57.9
Had Intercepted	9	5
PUNTS/AVERAGE	48/46.1	70/44.3
NET PUNTING AVG.	48/39.6	70/39.0
PENALTIES/YARDS	83/653	88/802
FUMBLES/BALL LOST	18/6	12/4
TOUCHDOWNS	32	25
Rushing	15	8
Passing	14	16
Returns	3	1

* SCORE BY PERIODS	Q1	Q2	Q3	Q4	OT	PTS		
TEAM	75	75	79	68	0	297		
OPPONENTS	52	82	36	41	3	214		
* SCORING	TD	Ru	Pa	Rt	K-PAT	FG	S	PTS
Tucker	0	0	0	0	28/29	25/27	0	103
Collins	8	7	1	0			0	48
Allen	5	3	2	0			0	30
J. Brown	4	0	4	0			0	24
Crabtree	3	0	3	0			0	18
L. Jackson	3	3	0	0			0	18
Andrews	2	0	2	0			0	12
Edwards	1	1	0	0			0	8
Dixon	1	1	0	0			0	6
H. Hurst	1	0	1	0			0	6
C. Jones LG	1	0	0	1			0	6
C. Jones TM	1	0	0	1			0	6
Montgomery LG	1	1	0	0			0	6
Snead	1	0	1	0			0	6
Suggs	1	0	0	1			0	6
T. Young	1	0	0	1			0	6
TEAM	32	15	14	3	28/29	25/27	0	297
OPPONENTS	25	8	16	1	20/22	14/17	0	214

2-Pt Conv: Edwards, TM 1-3, OPP 1-3
SACKS: Z. Smith 6.5, Suggs 6.5, Judon 6, Onwuasor 3, K. Young 2.5, T. Williams 2, T. Young 2, Henry 1, Jefferson 1, Levine 1, Weddle 1, B. Williams 1, Wormley 1, Bowser 0.5, **TM 35, OPP 23**
FUM/LOST: L. Jackson 7/1, Collins 3/3, Flacco 3/1, Grant 2/0, Montgomery(LG) 2/1, Allen 1/1, Dixon 1/0, Ervin(LG) 1/0, White 1/0

* RUSHING	No.	Yds	Avg	Long	TD
Collins	114	411	3.6	19	7
L. Jackson	82	404	4.9	39	3
Edwards	76	379	5.0	19	1
Montgomery LG	37	174	4.7	16	1
Montgomery TM	11	69	6.3	15	0
Allen	41	110	2.7	17	3
Dixon	21	81	3.9	15	1
Flacco	19	45	2.4	13	0
C. Moore	4	22	5.5	9	0
Snead	1	13	13.0	13	0
M. Williams	2	8	4.0	7	0
J. Brown	3	4	1.3	3	0
Turner	1	4	4.0	4	0
H. Hurst	1	0	0.0	0	0
TEAM	376	1550	4.1	39	15
OPPONENTS	276	1047	3.8	35	8

* RECEIVING	No.	Yds	Avg	Long	TD
Snead	51	507	9.9	26	1
Crabtree	48	536	11.2	27	3
J. Brown	36	649	18.0	71	4
Allen	35	196	5.6	17	2
Andrews	26	384	14.8	74	2
Montgomery LG	23	225	9.8	43	0
Montgomery TM	8	55	6.9	14	0
Boyle	21	198	9.4	25	0
C. Moore	15	164	10.9	30	0
Collins	15	105	7.0	24	1
M. Williams	14	127	9.1	25	0
H. Hurst	7	82	11.7	26	1
Ervin LG	3	35	11.7	19	0
Turner	2	17	8.5	10	0
White	1	14	14.0	14	0
Edwards	1	7	7.0	7	0
Dixon	1	6	6.0	6	0
TEAM	281	3047	10.8	74	14
OPPONENTS	243	2560	10.5	51	16

* INTERCEPTIONS	No.	Yds	Avg	Long	TD
Onwuasor	1	33	33.0	33	0
Carr	1	32	32.0	32	0
Levine	1	16	16.0	16	0
Jefferson	1	15	15.0	15	0
T. Young	1	0	0.0	0	0
TEAM	5	96	19.2	33	0
OPPONENTS	9	39	4.3	22	0
* PUNTING	No.	Yds	Avg	Net TB	In Lg B
Koch	47	2211	47.0	39.6	5 23 65 1
TEAM	48	2211	46.1	39.6	5 23 65 1
OPPONENTS	70	3104	44.3	39.0	2 25 64 0

* PUNT RETURNS	Ret	FC	Yds	Avg	Long	TD
Ervin LG	21	7	175	8.3	27	0
C. Jones LG	19	12	232	12.2	70	1
C. Jones TM	14	11	187	13.4	70	1
White	9	6	75	8.3	14	0
Grant	7	4	52	7.4	51	0
Weddle	1	0	18	18.0	18	0
TEAM	31	21	332	10.7	70	1
OPPONENTS	23	9	211	9.2	38	0

* KICKOFF RETURNS	No.	Yds	Avg	Long	TD
C. Moore	13	290	22.3	39	0
Ervin LG	10	253	25.3	36	0
Montgomery LG	10	210	21.0	27	0
White	6	135	22.5	37	0
Grant	2	56	28.0	32	0
C. Jones LG	1	12	12.0	12	0
C. Jones TM	1	12	12.0	12	0
TEAM	22	493	22.4	39	0
OPPONENTS	22	502	22.8	49	0

* FIELD GOALS	1-19	20-29	30-39	40-49	50+
Tucker	0/0	8/8	5/5	8/10	4/4
TEAM	0/0	8/8	5/5	8/10	4/4
OPPONENTS	0/0	2/2	7/7	4/4	1/4
Tucker:	(41G, 39G) (55G) (52G, 43B, 52G) (47G, 49G, 28G, 31G) (44G, 48B, 25G, 32G) () (31G) () (23G, 23G, 37G) (28G, 56G, 24G) (47G, 28G) (41G, 21G, 45G, 47G)				
OPP:	(52N, 35G) (28G, 40G) () (34G, 39G) (35G, 55N, 37G) () (39G) (54G, 44G, 30G) (29G) (52N) (42G) (44G)				

* PASSING	Att	Cmp	Yds	Cmp%	Yds/Att	TD	TD%	Int	Int%	Long	SK/Lost	Rating
Flacco	379	232	2465	61.2	6.50	12	3.2	6	1.6	71	16/79	84.2
L. Jackson	77	46	540	59.7	7.01	2	2.6	3	3.9	74	7/34	73.5
Griffin III	4	2	21	50.0	5.25	0	0.0	0	0.0	14	0/0	65.6
Koch	1	1	21	100.0	21.00	0	0.0	0	0.0	21	0/0	118.8
TEAM	461	281	3047	61.0	6.61	14	3.0	9	2.0	74	23/113	82.4
OPPONENTS	420	243	2560	57.9	6.10	16	3.8	5	1.2	51	35/227	83.4

2018 DEFENSIVE STATISTICS

from Press Box Stats

Name	Total	Solo	Assists	Sacks	Yds.	INT	Yds.	PD	FF	FR
Mosley, C.J.	77	52	25	0	0	0	0	3	0	0
Jefferson, Tony	61	41	20	1	7	1	15	5	1	1
Weddle, Eric	54	45	9	1	9	0	0	2	0	0
Young, Kenny	45	35	10	2.5	5.5	0	0	1	1	0
Judon, Matthew	36	23	13	6	32	0	0	3	1	0
Carr, Brandon	35	32	3	0	0	1	32	9	0	0
Onwuasor, Patrick	35	21	14	3	27	1	33	2	1	0
Smith, Za'Darius	33	19	14	6.5	42.5	0	0	2	1	0
Young, Tavon	30	28	2	2	7	1	0	4	0	1 [^]
Smith, Jimmy	27	19	8	0	0	0	0	5	0	0
Suggs, Terrell	26	20	6	6.5	47	0	0	5	1	1 [*]
Williams, Brandon	25	15	10	1	8	0	0	1	0	0
Humphrey, Marlon	24	20	4	0	0	0	0	8	1	0
Urban, Brent	20	12	8	0	0	0	0	2	0	0
Levine Sr., Anthony	18	15	3	1	2	1	16	6	0	0
Pierce, Michael	18	9	9	0	0	0	0	1	0	1
Wormley, Chris	13	11	2	1	6	0	0	5	0	0
Clark, Chuck	10	8	2	0	0	0	0	0	0	0
Williams, Tim	8	5	3	2	21	0	0	0	0	0
Bowser, Tyus	4	1	3	0.5	2	0	0	0	0	0
Ricard, Patrick	4	2	2	0	0	0	0	0	0	0
Henry, Willie	3	2	1	1	11	0	0	0	0	0
Canady, Maurice	2	2	0	0	0	0	0	0	0	0
Averett, Anthony	1	1	0	0	0	0	0	2	0	0
Jones, Cyrus	1	0	1	0	0	0	0	0	0	0
McClellan, Albert	1	1	0	0	0	0	0	0	0	0
Sieler, Zach	1	1	0	0	0	0	0	0	0	0
Totals	612	440	172	35	227	5	96	66	7	4

*Returned 43 yards for a TD vs. Oak. (11/25)

[^]Returned 12 yards for a TD at Atl. (12/2)

2018 SPECIAL TEAMS TACKLES

from Press Box Stats

Name	Total	Solo	Assists	FF	FR	Blocked Kicks
Board, Chris	8	6	2	0	0	0
Clark, Chuck	6	4	2	0	0	0
Levine Sr., Anthony	6	4	2	0	0	0
Bowser, Tyus	5	4	1	0	0	0
Jones, Cyrus	4	3	1	0	0	0
Onwuasor, Patrick	4	2	2	0	0	0
Turner, De'Lance	3	2	1	0	0	0
Young, Kenny	3	3	0	0	1	0
Allen, Javorius	2	2	0	0	0	0
Canady, Maurice	2	2	0	0	0	0
McClellan, Albert	2	2	0	0	0	0
Moore, Chris	2	2	0	0	0	0
Williams, Tim	2	1	1	0	0	0
Averett, Anthony	1	1	0	0	0	0
Koch, Sam	1	1	0	0	0	0
Young, Tavon	1	1	0	0	1	0
Totals	52	40	12	0	2	0

2018 SINGLE-GAME BESTS

- Tackles:** 16 by C.J. Mosley vs. NO (10/21)
- Sacks:** 3 by Matthew Judon vs. Oak. (11/25) and Za'Darius Smith at Ten. (10/14)
- Interceptions:** 1 by five different players; last by Tavon Young at Cle. (10/7)
- Passes Defensed:** 3 by four different players; last by Anthony Levine Sr. at Cle. (10/7)
- Forced Fumbles:** 1 by seven different players; last by Patrick Onwuasor & Kenny Young at Atl. (12/2)
- Fumble Recoveries:** 1 by four different players; last by Tavon Young at Atl. (12/2)
- Special Teams Tackles:** 2 by seven different players; last by Kenny Young vs. Cin. (11/18)

BALTIMORE RAVENS 2018 REGULAR SEASON GAME BY GAME OFFENSIVE STATISTICS

Game	9/9 vs. Buf.	9/13 at Cin.	9/23 vs. Den.	9/30 at Pit.	10/7 at Cle.	10/14 at Ten.	10/21 vs. NO	10/28 at Car.	11/4 vs. Pit.	11/18 vs. Cin.	11/25 vs. Oak.	12/2 at Atl.	12/9 at KC	12/16 vs. TB	12/22 at LAC	12/30 vs. Cle.
Points	47	23	27	26	9	21	23	21	16	24	34	26				
1st Qtr	14	0	10	14	3	7	0	7	3	7	3	7				
2nd Qtr	12	14	10	0	0	7	10	0	3	6	10	3				
3rd Qtr	14	3	7	3	3	7	7	7	7	8	7	6				
4th Qtr	7	6	0	9	3	0	6	7	3	3	14	10				
Overtime	0	0	0	0	0	0	0	0	0	0	0	0				
TDs (Ru-P-Ret)	6 (3-3-0)	3 (1-2-0)	3 (2-1-0)	2 (0-2-0)	0 (0-0-0)	3 (2-1-0)	3 (1-2-0)	3 (1-2-0)	1 (1-0-0)	2 (2-0-0)	4 (1-1-2)	2 (1-0-1)				
PATs (M/A)	5/5	2/2	3/3	2/2	0/0	3/3	2/3	3/3	1/1	1/1	4/4	2/2				
2PT Convs (M/A)	0/1	0/1	0/0	0/0	0/0	0/0	0/0	0/0	0/0	1/1	0/0	0/0				
FGs (M/A)	2/2	1/1	2/3	4/4	3/4	0/0	1/1	0/0	3/3	3/3	2/2	4/4				
Safeties	0	0	0	0	0	0	0	0	0	0	0	0				
First Downs	26	28	20	24	25	23	25	20	18	23	23	25				
Rushing	11	5	5	6	10	9	6	8	5	15	13	12				
Passing	13	20	13	17	14	13	15	11	10	7	9	9				
Penalty	2	3	2	1	1	1	4	1	3	1	1	4				
3rd Down Conv (M/A)	6/14	7/16	8/16	8/17	4/16	12/17	5/12	6/12	4/12	8/16	8/13	7/15				
3rd Down Conv Pct	42.9%	43.8%	50%	47%	25%	71%	42%	50%	33%	50%	62%	47%				
4th Down Conv (M/A)	0/0	2/4	0/0	1/1	1/1	1/1	1/2	1/2	0/1	0/1	0/0	2/2				
4th Down Conv Pct	0%	50%	0%	100%	100%	100%	50%	50%	0%	0%	0%	100%				
Total Net Yards	369	425	342	451	410	361	351	325	265	403	416	366				
Total Off. Plays	74	81	70	74	84	72	64	64	56	75	69	77				
Avg. Gain Per Play	5.0	5.2	4.9	6.1	4.9	5.0	5.5	5.1	4.7	5.4	6.0	4.8				
Net Yards Rushing	117	66	77	96	116	123	77	101	61	267	242	207				
Total Rushing Plays	34	22	28	30	25	35	23	18	16	53	43	49				
Avg. Gain Per Rush	3.4	3.0	2.8	3.2	4.6	3.5	3.3	5.6	3.8	5.0	5.6	4.2				
Net Yards Passing	252	359	265	355	294	238	274	224	204	136	174	159				
Times Sacked	2	4	2	2	2	0	1	2	2	3	1	2				
Yards Lost on Sacks	8	17	12	8	4	0	10	14	14	14	4	8				
Gross Yards Passing	260	376	277	363	298	238	284	238	218	150	178	167				
Pass Attempts	38	55	40	42	57	37	40	44	38	19	25	26				
Pass Completions	26	32	25	28	29	25	24	26	24	13	14	15				
Completion Pct	68.4%	58.2%	62.5%	66.7%	50.9%	67.6%	60.0%	59.1%	63.2%	68.4%	56.0%	57.7%				
Avg. Gain Per Pass	6.3	6.1	6.3	8.1	5.0	6.4	6.7	4.9	5.1	6.2	6.7	5.7				
Interceptions	0	2	0	0	1	1	0	2	0	1	2	0				
Fumbles / Fum. Lost	4/1	2/1	1/0	1/1	2/1	0/0	0/0	1/1	1/0	1/0	1/0	4/1				
Penalties	9	7	7	7	4	10	5	9	5	5	6	9				
Penalty Yards	78	51	52	50	41	70	54	68	25	31	45	88				
Punts	5	3	5	4	8	4	3	3	4	4	2	3				
Gross Punting Average	51.4	56.3	39.4	43.8	45.8	43.8	45.7	51.0	47.3	39.3	47.0	47.3				
Touchbacks	0	1	0	1	1	0	0	0	1	0	0	1				
Inside20	3	0	2	2	6	2	2	1	1	2	1	1				
Punts Blocked	0	0	1	0	0	0	0	0	0	0	0	0				
Net Punting Average	47.6	41.7	33.2	38.0	40.4	43.8	41.7	44.0	38.0	27.8	48.5	34.7				
Punt Returns	6	1	3	1	5	4	1	1	2	2	4	1				
Punt Return Yards	54	-2	12	4	59	50	8	23	27	14	79	4				
Punt Return Avg.	9.0	-2.0	4.0	4.0	11.8	12.5	8.0	23.0	13.5	7.0	19.8	4.0				
Fair Catches	1	3	0	4	2	2	0	0	2	3	1	3				
Kickoff Returns	1	1	3	3	0	1	3	1	1	4	2	2				
Kickoff Return Yards	24	32	78	57	0	20	50	39	31	67	59	36				
Kickoff Return Avg.	24.0	32.0	26.0	19.0	0.0	20.0	16.7	39.0	31.0	16.8	29.5	18.0				
Time of Possession	35:14	28:10	30:14	35:03	33:42	37:34	26:29	25:59	23:31	38:09	34:12	39:39				

BALTIMORE RAVENS 2018 REGULAR SEASON GAME BY GAME DEFENSIVE STATISTICS

Game	9/9 vs. Buf.	9/13 @ Cin.	9/23 vs. Den.	9/30 @ Pit.	10/7 @ Cle.	10/14 @ Ten.	10/21 vs. NO	10/28 @ Car.	11/4 vs. Pit.	11/18 vs. Cin.	11/25 vs. Oak.	12/2 @ Atl.	12/9 @ KC	12/16 vs. TB	12/22 @ LAC	12/30 vs. Cle.
Points	3	34	14	14	12	0	24	36	23	21	17	16				
1st Qtr	0	14	14	0	0	0	0	7	7	0	7	3				
2nd Qtr	0	14	0	14	6	0	7	17	7	7	3	7				
3rd Qtr	3	0	0	0	3	0	0	3	6	14	7	0				
4th Qtr	0	6	0	0	0	0	17	9	3	0	0	6				
Overtime	0	0	0	0	3	0	0	0	0	0	0	0				
TDs (Ru-P-Ret)	0 (0-0-0)	4 (0-4-0)	2 (2-0-0)	1 (0-1-0)	1 (0-1-0)	0 (0-0-0)	3 (1-2-0)	4 (2-2-0)	3 (1-2-0)	3 (1-2-0)	2 (1-1-0)	2 (0-1-1)				
PATs (M/A)	0-0	4-4	2-2	0-0	0-1	0-0	3-3	3-3	2-3	3-3	2-2	1-1				
2PT Convs (M/A)	0-0	0-0	0-0	1-1	0-0	0-0	0-0	0-1	0-0	0-0	0-0	0-1				
FGs (M/A)	1-2	2-2	0-0	2-2	2-3	0-0	1-1	3-3	1-1	0-1	1-1	1-1				
Safeties	0	0	0	0	0	0	0	0	0	0	0	0				
First Downs	10	24	18	14	20	7	26	22	27	15	13	16				
Rushing	3	6	8	1	6	1	12	7	8	4	4	5				
Passing	5	14	8	12	13	5	12	14	18	10	9	6				
Penalty	2	4	2	1	1	1	2	1	1	1	0	5				
3rd Down Conv (M/A)	2-15	5-13	6-14	2-12	6-19	1-10	6-14	6-12	10-16	6-14	3-13	2-9				
3rd Down Conv Pct	13.3%	38.5%	42.9%	16.7%	31.6%	10.0%	42.9%	50.0%	62.5%	42.9%	23.1%	22.2%				
4th Down Conv (M/A)	0-1	0-0	0-1	0-1	0-1	0-0	4-5	1-1	1-1	0-1	1-2	0-1				
4th Down Conv Pct	0%	0%	0%	0%	0%	0%	80.0%	100.0%	100.0%	0%	50.0%	0%				
Total Net Yards	153	373	293	284	416	106	339	386	395	255	249	131				
Total Off. Plays	61	70	61	59	76	40	70	63	76	54	56	45				
Avg. Gain Per Play	2.5	5.3	4.8	4.8	5.5	2.7	4.8	6.1	5.2	4.7	4.4	2.9				
Net Yards Rushing	83	108	120	19	112	55	134	154	113	48	67	34				
Total Rushing Plays	22	28	24	11	28	14	39	33	27	16	19	15				
Avg. Gain Per Rush	3.8	3.9	5.0	1.7	4.0	3.9	3.4	4.7	4.2	3.0	3.5	2.3				
Net Yards Passing	70	265	173	265	304	51	205	232	282	207	182	97				
Times Sacked	6	0	3	1	5	11	1	0	1	1	3	3				
Yards Lost on Sacks	28	0	19	9	38	66	7	0	10	4	12	34				
Gross Yards Passing	98	265	192	274	342	117	212	232	292	211	194	131				
Pass Attempts	33	42	34	47	43	15	30	30	48	37	34	27				
Pass Completions	11	24	22	27	25	10	22	22	29	19	16	16				
Completion Pct	33.3%	57.1%	64.7%	57.5%	58.1%	66.7%	73.3%	73.3%	60.4%	51.4%	47.1%	59.3%				
Avg. Gain Per Pass	1.8	6.3	4.7	5.5	6.3	2.0	6.6	7.7	5.8	5.4	4.9	3.2				
Interceptions	2	0	1	1	1	0	0	0	0	0	0	0				
Fumbles / Fum. Lost	1-0	1-0	1-0	1-1	1-0	1-0	1-1	1-0	0-0	0-0	1-1	2-1				
Penalties	10	9	13	5	10	4	6	4	8	7	4	8				
Penalty Yards	100	92	120	40	66	35	52	30	103	58	24	82				
Punts	8	6	7	5	9	9	2	3	4	6	6	5				
Gross Punting Average	49.6	40.2	41.0	41.2	50.2	41.7	44.0	45.7	37.5	41.8	44.7	50.4				
Touchbacks	0	0	0	0	1	0	0	0	0	0	0	1				
Inside20	3	4	3	1	3	3	0	2	1	1	1	3				
Punts Blocked	0	0	0	0	0	0	0	0	0	0	0	0				
Net Punting Average	42.9	40.5	39.3	40.4	41.4	36.1	40.0	38.0	30.8	39.5	31.5	45.6				
Punt Returns	3	2	3	1	3	1	1	2	3	2	1	1				
Punt Return Yards	19	24	31	3	23	0	12	21	17	46	-3	18				
Punt Return Avg.	6.3	12.0	10.3	3.0	7.7	0.0	12.0	10.5	5.7	23.0	-3.0	18.0				
Fair Catches	0	0	1	1	3	0	1	0	0	2	0	1				
Kickoff Returns	5	3	2	4	0	1	1	1	1	2	2	0				
Kickoff Return Yards	165	56	41	80	0	20	16	14	31	35	44	0				
Kickoff Return Avg.	33.0	18.7	20.5	20.0	0	20.0	16.0	14.0	31.0	17.5	22.0	0.0				
Time of Possession	24:46	31:50	29:46	24:57	36:16	22:26	33:31	34:01	36:29	21:51	25:48	20:21				