



BALTIMORE RAVENS PRESS RELEASE

UNDER ARMOUR PERFORMANCE CENTER | 1 WINNING DRIVE | OWINGS MILLS, MD 21117
PH: 410-701-4000 | BALTIMORERAVENS.COM | TWITTER: @RAVENS

TWO-TIME WORLD CHAMPIONS: SUPER BOWL XXXV (2000) & SUPER BOWL XLVII (2012)



BALTIMORE RAVENS AT ATLANTA FALCONS

(4-7)

WEEK 13 – SUNDAY, DEC. 2, 2018

1 P.M. ET – MERCEDES-BENZ STADIUM (71,000)



(6-5)

JUST THE FACTS

• Winners of two-straight games, the Baltimore Ravens (6-5) visit the Atlanta Falcons (4-7) for a Week 13 tilt at Mercedes-Benz Stadium. Sitting second in the AFC North, Baltimore remains in the thick of the playoff race, currently holding the conference's final Wild Card spot. The Falcons, who have dropped three-consecutive games, look to rebound at home, where they are 3-3 this season.

• In an all-around team victory, the Ravens bested the Raiders, 34-17, last Sunday at M&T Bank Stadium. Behind rookies **QB Lamar Jackson** (making his second-straight start) and **RB Gus Edwards**, Baltimore racked up 242 rushing yards as part of 416 total yards. Jackson produced 71 yards rushing and 178 yards passing, while Edwards (118) surpassed the century mark for the second-consecutive week. In addition to the Ravens' 2 offensive TDs (a Jackson scramble and a **WR Michael Crabtree** reception), **CB/RS Cyrus Jones** registered a 70-yard PR-TD, and **OLB Terrell Suggs** recorded a 43-yard fumble recovery TD. The Ravens' No. 1 defense (both in scoring and total yards) limited Oakland to 249 yards, marking the third time this year that Baltimore has held an opponent under the 250 mark.

• Baltimore holds a 3-2 edge in the series with Atlanta, including a 1-1 mark under head coach **John Harbaugh**. The Ravens last played the Falcons in 2014, when Baltimore prevailed, 29-7, in Charm City.

• In his 11th season at Baltimore's helm, Harbaugh has led the Ravens to a 110-76 overall record (10-5 postseason), posting the NFL's fifth-most total victories since his 2008 arrival. The Ravens have played in three AFC title games (2008, 2011 & 2012) under Harbaugh, while in 2012, he guided the franchise to its second Super Bowl victory.

THIS WEEK'S SCHEDULE

Wed. Nov. 28: 11:15 a.m. Coach Harbaugh & Players at Podium
11:25 a.m. Open Locker Room
1:05 p.m. Practice/Media Viewing

Thur. Nov. 29: 11:50 a.m. Practice/Media Viewing
1:15 p.m. Three Coordinators at Podium & Open Locker Room

Fri. Nov. 30: 11:10 a.m. Practice/Media Viewing
12:45 p.m. Coach Harbaugh at Podium

WEDNESDAY CONFERENCE CALLS

Ravens: Head Coach John Harbaugh at 11:30 a.m. ET
Falcons: Head Coach Dan Quinn at 1:20 p.m. ET

CALLING THE ACTION

Television: CBS / WJZ Ch. 13 (Baltimore)

- Jim Nantz (PBP) - Tony Romo (analyst) - Tracy Wolfson (sideline)
- Jim Rikihoff (producer) - Mike Arnold (director)

National Radio: ESPN Radio

- Marc Kestecher (PBP) - Barrett Jones (analyst) - Ian Fitzsimmons (sideline)

Local Radio: WBAL (1090 AM) & 98Rock (97.9 FM)

- Gerry Sandusky (PBP) - Jarret Johnson (analyst) - Justin Forsett (sideline)

HARBS SAYS

JOHN HARBAUGH ON GETTING ON A ROLL & BUILDING MOMENTUM:

"We always say it's a .500 league, but at some point in time, you have to get on a roll. It's hard to win a game in the National Football League. You ask any coach or any player in this league. It's not like you're going to go on a 10-0 run; it's just too competitive. It's a .500 league, and it's built to be a .500 league. Then, you have to find a way to make a run somewhere – to win three, four, five, even six games in a row – and to separate yourself. You can do it at any point in time throughout the season. No one says you can't do it at the end of the year. So, it's what we're shooting for, but our focus is one game at a time."

INJURY UPDATE

QB Joe Flacco (hip) has missed the past two games, while **RT James Hurst** (back, five) and **OLB Tim Williams** (ankle, three) have also missed significant time. **RB Alex Collins** (foot) and **CB Tavon Young** (groin) did not play in the Oakland game. **RB Kenneth Dixon** (knee) began practicing two weeks ago after being designated for return from IR.

NOTE THE QUOTE

RB/WR Ty Montgomery, who was traded to Baltimore on Oct. 30, on what he's observed from his teammates the past couple weeks:

"Shoot, man, we have a bunch of guys that are hungry, that want to make big plays, guys that when the opportunity is there, they definitely want to take advantage of it – offense, defense, special teams. I love this locker room."

WHAT'S GOING ON?

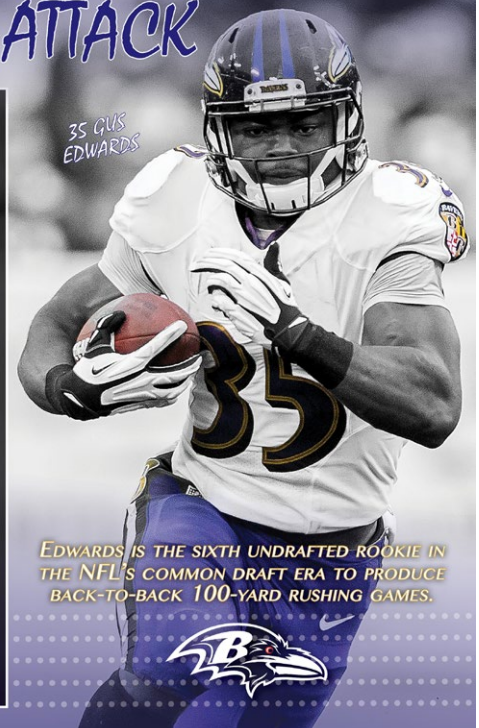
GROUND ATTACK

14
RUSHING TDs BY BALTIMORE,
TYING DENVER FOR THE NFL'S
THIRD MOST THIS SEASON.

190 / 233
RUSHING YARDS BY ROOKIES
QB LAMAR JACKSON & RB
GUS EDWARDS, RESPECTIVELY,
IN BALTIMORE'S PAST TWO
GAMES (BOTH WINS).

145.2
RUSHING YARDS PER GAME
BALTIMORE IS AVERAGING SINCE
WEEK 6 (PAST SIX GAMES),
RANKING FOURTH IN THE NFL.

509
AN NFL-HIGH RUSHING YARDS
BY BALTIMORE OVER THE PAST
TWO WEEKS, ALSO RANKING AS
THE MOST OVER A TWO-GAME
SPAN IN RAVENS HISTORY.



EDWARDS IS THE SIXTH UNDRAFTED ROOKIE IN THE NFL'S COMMON DRAFT ERA TO PRODUCE BACK-TO-BACK 100-YARD RUSHING GAMES.



RAVENS / OPPONENT INFORMATION

SCHEDULE / RESULTS (6-5)

Date	Opponent	Result/Time
Sun. Sept. 9	BUFFALO BILLS	W, 47-3
Thurs. Sept. 13	at Cincinnati Bengals	L, 23-34
Sun. Sept. 23	DENVER BRONCOS	W, 27-14
Sun. Sept. 30	at Pittsburgh Steelers	W, 26-14
Sun. Oct. 7	at Cleveland Browns	L, 9-12 (OT)
Sun. Oct. 14	at Tennessee Titans	W, 21-0
Sun. Oct. 21	NEW ORLEANS SAINTS	L, 23-24
Sun. Oct. 28	at Carolina Panthers	L, 21-36
Sun. Nov. 4	PITTSBURGH STEELERS	L, 16-23
Sun. Nov. 11	BYE	
Sun. Nov. 18	CINCINNATI BENGALS	W, 24-21
Sun. Nov. 25	OAKLAND RAIDERS	W, 34-17
Sun. Dec. 2	at Atlanta Falcons	1 p.m.
Sun. Dec. 9*	at Kansas City Chiefs	1 p.m.
Sun. Dec. 16*	TAMPA BAY BUCCANEERS	1 p.m.
Sat. Dec. 22	at Los Angeles Chargers	8:20 p.m. (NFLN)
Sun. Dec. 30*	CLEVELAND BROWNS	1 p.m.

*Flexible Scheduling Games Home Games in CAPS All Times Eastern

THE RAVENS' NO. 1 DEFENSE

Entering Week 13, the Ravens own both the NFL's No. 1 overall (ypg) defense and No. 1 scoring (ppg) defense.

2018 TOTAL DEFENSE

Rk. Team	YPG
1. Baltimore	295.4
2. Buffalo	305.0
3. Minnesota	314.7
4. Chicago	316.1
5. Jacksonville	320.2

2018 SCORING DEFENSE

Rk. Team	PPG
1. Baltimore	18.0
2. Chicago	19.2
3. Dallas	19.4
4. LA Chargers	19.9
5. Houston	20.2

NUMBERS TO RAVE ABOUT

3 — Sacks by **OLB Matthew Judon** in a span of three plays last Sunday vs. Oakland. He is the second player since 1982 (when the stat began being tracked) with a sack on three-straight opponent offensive plays (Indy's Brad Scioli vs. Houston in 2002).

4.74 — Yards per play the Ravens' defense has allowed, ranking as the NFL's best mark. (Chicago is second at 4.95 ypp.)

9 — Consecutive FGs of 50-plus yards **K Justin Tucker** has made dating back to 2017. He is 19-of-21 on 50-yard kicks since 2016, with the lone misses coming from 58 and 62 yards. Impressively, Tucker has made 21-straight FGs between 50-57 yards.

+60 — The Ravens' second-half scoring differential, ranking second in the league only to the LA Rams (+67). Overall, Baltimore owns the NFL's sixth-best (+73) scoring differential.

83.4 — The Ravens' defensive passer rating, ranking No. 2 in the NFL (Chicago is first at 78.3).

88.9 — Third-and-1 conversion percentage for the Ravens' offense when *rushing* (16-of-18), tying Arizona for the NFL's best mark.

AFC NORTH STANDINGS

Teams	W	L	T	Home	Road	Div.	Con.	PF	PA
Pittsburgh	7	3	1	3-2	4-1-1	3-1-1	4-3-1	316	249
Baltimore	6	5	0	4-2	2-3	2-3	6-3	271	198
Cincinnati	5	6	0	3-3	2-3	1-3	3-4	276	347
Cleveland	4	6	1	3-2-1	1-4	2-1-1	3-4-1	253	283

2018 RANKINGS

DEFENSE

Category	--Ravens--		--Falcons--	
	Stats	Rank	Stats	Rank
Total Defense	295.4	1	396.7	28
Rush Defense	92.1	3	123.7	25
Pass Defense	203.3	2	273.0	26
Points Per Game	18.0	1	27.9	29
3rd-Down Def. %	34.9	3	51.5	31
4th-Down Def. %	50.0	10t	85.7	30
Red Zone Def. (TD%)	65.5	22	73.2	30

OFFENSE

Category	--Ravens--		--Falcons--	
	Stats	Rank	Stats	Rank
Total Offense	374.4	11	400.0	7
Rush Offense	122.1	11	83.1	31
Pass Offense	252.3	14	316.9	4
Points Per Game	24.6	15	25.5	11
3rd-Down Off. %	47.2	5	49.3	3
4th-Down Off. %	53.8	20	46.7	27t
Red Zone Off. (TD%)	63.4	12	64.7	11

TEAM

Category	--Ravens--		--Falcons--	
	Stats	Rank	Stats	Rank
Turnover Ratio	-6	24t	-2	20
Penalties	74	19t	61	6
Penalty Yards	565	13	540	9

SERIES HISTORY

- **Overall Series:** Ravens lead, 3-2.
- **In Atlanta:** Falcons lead, 2-1.
- **In Baltimore:** Ravens lead, 2-0.
- **Under John Harbaugh:** Ravens are 1-1 (0-1 in Atlanta).

ALL-TIME SERIES HISTORY

Date	Location	Result	Attendance
10-3-99	Atlanta	Ravens, 19-13 in OT	50,712
11-3-02	Atlanta	Falcons, 20-17	68,532
11-19-06	Baltimore	Ravens, 24-10	70,790
11-11-10	Atlanta	Falcons, 26-21	68,474
10-19-14	Baltimore	Ravens, 29-7	71,184

NOTE OF THE WEEK

There have been 10 230-yard rushing games by NFL teams this season, with Baltimore producing two of those (Weeks 11 and 12). The Ravens are the only team with dual "230" games, registering two of the league's Top 9 rushing performances in 2018.

MOST RUSHING YARDS / TOP 10 GAMES / 2018 SEASON

Rk.	Team	Week/Opp.	Yards	Result
1.	NY Jets	5 vs. Broncos	323	W
2.	Houston	12 vs. Titans	281	W
3.	Seattle	10 at Rams	273	L
4.	LA Rams	6 at Broncos	270	W
5.	Baltimore	11 vs. Bengals	267	W
6.	Detroit	7 at Dolphins	248	W
7.	LA Chargers	6 at Browns	246	W
8.	New Orleans	10 at Bengals	244	W
9.	Baltimore	12 vs. Raiders	242	W
10.	Carolina	3 vs. Bengals	230	W



LB C.J. MOSLEY ON IF ANYTHING HAS CHANGED IN THE LAST THREE WEEKS WITH THE RAVENS:

“Nope, [we have the] same mentality. [It was a] great game [on Sunday vs. Oakland], but Atlanta is a great challenge, and that’s just the way we’re looking at it. Week-to-week, game-by-game, we just move on to the next opponent. We know what they bring: great quarterback, great receivers, great offense. We’ve got a lot of work to do.”

The Athletic’s Jeff Zrebiec on QB Lamar Jackson:

“Obviously, Jackson’s athleticism is off the charts, and it makes him so much fun to watch, but the quality that still impresses me most about him is just his presence. You could tell from the first day of rookie minicamp that teammates gravitated toward him and wanted to be around him. He has swagger, but there’s also a humbleness about him that I think teammates, veterans and rookies alike, respect. As Marlon Humphrey noted, you would never know that Jackson won the Heisman Trophy with how he acts. Jackson doesn’t appear overwhelmed by the moment at all, and he competes like heck.”

OLB Matthew Judon on the Ravens’ emotions after notching two-straight wins:

“We just have to keep winning. We just have to keep going out there and preparing for the team and keep executing and keep going out there and having fun. We can’t ever get discouraged. It’s a tough league to win in, and we’ve played some good teams. Those teams [we lost to] weren’t slouches, and we’re still playing good teams. We’re just coming up with those plays that win games.”

DT Brandon Williams on the Ravens’ Week 13 mindset:

“We’re really thankful for these [past] two wins, but when I tell you this, I really mean it: We’re taking it just one game at a time. We have a lot of big games ahead of us, but we’re ready for it and can’t wait for Atlanta. ... For us, it’s really do or die. At the same time, we’re taking it one game at a time, one play at a time, one practice at a time. We only worry about us, not about them.”

CB/RS Cyrus Jones on where the team is now:

“I think it’s the same as it was before we went into a slump. Everybody is always confident. Everybody comes to work with the right mindset every day and to work hard and to learn from our coaches with what they’re trying to teach us and what they’re trying to have us do out there on the field. We’re going to treat this like any other week and get back to work.”

S Eric Weddle on the opposition’s sense of urgency to score, knowing the Ravens hold the ball for long stretches:

“Our offense presents a lot of problems with the different styles of run. With Gus [Edwards] and the way he runs the ball, and then you bring in Ty [Montgomery], ‘Buck’ [Javorius Allen], and obviously, with Lamar [Jackson] out there, it definitely puts some pressure on the opposing team. They can’t have any mess-ups. They can’t have a sack or penalty, because they’re not going to get the ball back for a while.”

G Marshal Yanda on the Ravens’ run attack the past two weeks, totaling over 225 yards each game:

“Obviously, we want to win the game any way possible, but getting to run the football and getting those carries, yeah, it’s awesome. We really enjoyed it. It’s fun. I enjoyed running the football, but I understand, too, that we’re going to have to pass a certain amount to get that done. But yeah, O-linemen love pounding the rock.”

John Harbaugh on WR Michael Crabtree:

“He’s a great guy, he’s a hard worker. He’s really a fun guy to be around. I don’t know that I didn’t know that about him. I kind of knew him through my brother [Jim], so I had really high regard for him anyway going in. I would just say everything I thought, or we thought, has held true. He’s a pro in every sense of the word. I just hold him in the highest regard, and I’m really glad he’s on our team.”

Raiders head coach Jon Gruden on the Ravens’ defense:

“I really like the way they play. They have so much to prepare for. You have to really credit [Don] Martindale and the scheme that they run. They have multiple fronts, multiple pressures and multiple coverages, and they have a lot of really good players. They’re hard to run against, they’re hard to throw against, and they’re really hard to prepare for.”

Browns QB Baker Mayfield on TE Mark Andrews, with whom the QB was teammates at Oklahoma and who set the Ravens’ rookie TE single-season receiving yards record in Week 12:

“Obviously, he’s a very, very big dude. He’s 6-5. I think he’s about 260, but he can run. I think it’s the size plus the talent, which normally you don’t get that mixture, so he’s blessed with that. And then, I think his football I.Q. is something that people didn’t realize until you sit down and talk with him. He’s a guy that realizes what you want to accomplish on offense, and then when you mix that with how talented he is, that’s a dangerous duo.”

John Harbaugh on TE Nick Boyle’s all-around ability as a tight end who’s been referred to as a Swiss Army Knife:

“I would say that anytime you have a good blocker, [it] probably makes him more credible. Definitely the play-action stuff with Nick in there is very valuable, because Nick’s a great blocker. He’s also a really good receiver. I just think he’s an all-around good tight end. To me, Nick is very valuable. We have a good group of tight ends, and Nick is very valuable because he is an all-around tight end.”



RAVENS / OPPONENT INFORMATION

KEY NUMBERS VS. FALCONS & NFC SOUTH

4

Sacks by **OLB Terrell Suggs** in three career games vs. the Falcons, including 2 QB drops on 11/11/10 at Atlanta. Suggs has produced at least a half-sack in eight of his past nine games vs. teams from the NFC South.

7-3

The Ravens' record under **John Harbaugh** against teams from the NFC South, including a 3-2 road mark.

10-8

The Ravens' all-time record vs. teams from the NFC South, winning seven of their past nine games. (Baltimore is 0-2 this year, losing to NO at home and at Carolina.)

72-30

How the Ravens have outscored Atlanta in their three series victories, including a 19-13 OT win in 1999.

96.2

Career passer rating for **QB Joe Flacco** in two games vs. the Falcons, producing 473 yards, 5 TDs and 3 INTs.

100.0

FG percentage for **K Justin Tucker** when kicking indoors, as he's 15-of-15 on such attempts, including 6-of-6 from 50-plus yards.

WEEK 12 GAME RECAP

RAVENS 34, RAIDERS 17

M&T Bank Stadium • Baltimore, MD • Sunday, Nov. 25

The Ravens produced two returns for touchdowns, one on a punt and the other after a fumble recovery, when they beat the Raiders, 34-17, last Sunday at M&T Bank Stadium. **CB/RS Cyrus Jones**, a Baltimore product (The Gilman School), scored the Ravens' first TD on a 70-yard punt return. **OLB Terrell Suggs** ended the team's scoring with a 43-yard fumble recovery and return with 5:55 left in the game. Rookie **QB Lamar Jackson**, who started his second-consecutive game for the injured **QB Joe Flacco** (hip), ran for a TD and threw for another. He did throw 2 interceptions, but both came off deflections. Another rookie, **RB Gus Edwards**, produced his second-straight 100-yard rushing performance, finishing with 118 yards (23 carries). The teams exchanged TDs in the first half. Oakland's came on the game's opening series (12 plays, 81 yards), ending with a 1-yard RB Doug Martin run. Jones' PR provided the Ravens' TD, while **K Justin Tucker** added 2 field goals (47 and 28 yards), and Oakland K Daniel Carlson made 1 (42 yards) to make it 13-10 at the half. Baltimore opened the third quarter with a 13-play, 75-yard drive that ended with Jackson's 5-yard TD run (20-10). Oakland fought back and got within 3 points (20-17) after QB Derek Carr hit TE Jared Cook with a 16-yard TD strike late in the third quarter. The Ravens concluded the scoring with a pair of fourth-quarter TDs, the first on a Jackson-to-**WR Michael Crabtree** 8-yard dart and the second on Suggs' TD return. Jackson was 14-of-25 for 178 yards and added 71 yards rushing on 11 carries. The Ravens rushed for 242 yards (43 carries for a 5.6-yard average). Carr completed 16 of 34 passes for 194 and was sacked 3 times – all by **OLB Matthew Judon** on consecutive plays in the fourth quarter. Judon's strip-sack set up Suggs' FR-TD. The Ravens' No. 1 ranked defense (yards and points per game) limited the Raiders to 249 yards, the third time this season that an opponent was held to fewer than 250 yards against Baltimore.

RAVENS / FALCONS LEADERS

PASSING YARDS (TDs/INTs)

Joe Flacco 2,465 (12/6)	Matt Ryan 3,683 (24/5)
Lamar Jackson 415 (2/3)	Matt Schaub 20 (0/0)

RUSHING YARDS (YPC)

Alex Collins 411 (3.6)	Tevin Coleman 506 (4.1)
Lamar Jackson 329 (5.1)	Ito Smith 199 (3.2)
Gus Edwards 297 (5.4)	Matt Ryan 97 (4.4)

RECEIVING YARDS (CATCHES)

John Brown 649 (36)	Julio Jones 1,305 (84)
Michael Crabtree 500 (45)	Calvin Ridley 625 (47)
Willie Snead IV 499 (50)	Mohamed Sanu 546 (42)

POINTS

Justin Tucker 89	Matt Bryant 61
Alex Collins 48	Calvin Ridley 48
Javorius Allen 30	Tevin Coleman 42

INTERCEPTIONS (YARDS)

Five Players 1 (n/a)	Damontae Kazee 6 (52)
n/a n/a	Three Players 1 (n/a)

SACKS (YARDS)

Matthew Judon 6 (-32)	Jack Crawford 5.5 (-32)
Za'Darius Smith 5.5 (-31.5)	Takkarist McKinley 5.5 (-43)
Terrell Suggs 5.5 (-37)	Two Players 3 (n/a)

TACKLES (SOLO)

C.J. Mosley 72 (48)	De'Vondre Campbell 62 (44)
Tony Jefferson 61 (41)	Foyesade Oluokun 60 (38)

GROSS PUNTING (NET)

Sam Koch 47.0 (39.9)	Matt Boshier 43.7 (37.5)
--------------------------------	------------------------------------

FIELD GOALS (PCT.)

Justin Tucker 21/23 (91.3)	Matt Bryant 14/14 (100.0)
--------------------------------------	-------------------------------------

PUNT RETURN YARDS (AVG.)

Cyrus Jones 183 (14.1)	Justin Hardy 68 (4.9)
----------------------------------	---------------------------------

KICKOFF RETURN YARDS (AVG.)

Chris Moore 266 (22.2)	Marvin Hall 417 (26.1)
----------------------------------	----------------------------------

2018 TALE OF THE TAPE

Category	Ravens	Falcons
Record	6-5	4-7
Current Streak	Won 2	Lost 3
Points Scored	271	280
TDs Scored	30	32
Rushing TDs Scored	14	8
Passing TDs Scored	14	24
TDs on Returns	2	0
Points Against	198	307
TDs Allowed	23	39
Rushing TDs Allowed	8	13
Passing TDs Allowed	15	25
TDs on Returns Allowed	0	1
Time of Poss. Avg.	31:11	30:05
KOR Avg. For	22.9	24.2
KOR Avg. Against	22.8	21.4
PR Avg. For	10.0	4.9
PR Avg. Against	8.8	7.3
Sacks	32	21
Sacks Allowed	21	33
Interceptions	5	9
Interceptions Thrown	9	5
Fumbles Lost/Recovered	5/3	7/1



RAVENS / OPPONENT INFORMATION

TOP RAVENS-FALCONS CONNECTIONS

PRO CONNECTIONS

- Baltimore special teams coordinator/associate head coach **Jerry Rosburg** was special teams coordinator in Atlanta in 2007, while Ravens head certified athletic trainer **Ron Medlin** served 17 years as the Falcons' head athletic trainer (1994-2010).
- Atlanta assistant **GM Scott Pioli** began his NFL career with the Cleveland Browns in 1992 as a scouting assistant and then a pro personnel assistant. Pioli served as pro personnel coordinator for one season when the team moved to Baltimore in 1996.
- Falcons tight ends coach **Wade Harman** coached the Ravens' tight ends for 15 seasons (1999-2013). In addition, he spent nine of those seasons as assistant offensive line coach (1999-2007). He was the only coach to be a part of both the Super Bowl XXXV and Super Bowl XLVII championship teams.
- Atlanta eastern regional scout **Anthony Robinson** spent 2006 as an intern in Baltimore's personnel department.
- Atlanta **FB Ricky Ortiz** was on Baltimore's practice squad in 2017 before being placed on Injured Reserve. ... Falcons **QB Matt Schaub** started two games for the Ravens in 2015. ... Falcons **DE Steven Means** spent time on the Ravens' active roster and practice squad in 2014 but didn't play in a game.

LOCAL CONNECTIONS


- Falcons head coach **Dan Quinn** was a four-year letterman and co-captain at Maryland's Salisbury University as a D-lineman. WRs coach **Dave Brock** served as a Seagulls' assistant (1988-90) and recruiting coordinator/DBs coach (1994).
- Baltimore offensive line coach **Joe D'Alessandris** served in the same role at Georgia Tech (2002-07).
- Baltimore LBs coach **Mike Macdonald** attended Centennial (Roswell, GA) HS, graduated from the University of Georgia and served as a graduate assistant for the Bulldogs from 2011-13.
- Ravens SVP of football administration **Pat Moriarty** played at Georgia Tech, where he was a three-year starter at RB.
- Ravens **T Orlando Brown Jr.** prepped at Peachtree Ridge (Suwanee) HS, **CB Jaylen Hill** (Atlanta) attended Marietta HS, **ILB Alvin Jones** was born in Savannah, and **TE Darren Waller** (Marietta) played at Georgia Tech.

RAVENS RADIO BROADCASTS

- The Ravens' 2018 radio team features **Gerry Sandusky**, with former Ravens standouts **OLB Jarret Johnson** and **TE Dennis Pitta** splitting half the games as analysts. 98 Rock's **Kirk McEwen** serves as the sideline reporter for home games, while former Ravens **RB Justin Forsett** is the away game sideline reporter.
- All games can be heard on 98Rock (97.9 FM), WBAL 1090 AM, baltimoreravens.com, the Ravens mobile app (when in Baltimore) and on 21 regional affiliates. These broadcasts spans three states – Maryland, Pennsylvania and Delaware – and Washington, D.C.
- Additionally, Tico Sports produces a Spanish radio broadcast. With a crew consisting of David Andrade (play-by-play), Allen Gutierrez (analyst) and Juliana Lopez (producer), Tico Sports broadcasts games on Radio La Jefa WDMV 700 AM, the Ravens' flagship Spanish radio partner. The broadcast also digitally streams games on the Ravens Mobile App.



SPOTLIGHT: MATT SKURA



Pos. C Ht. 6-3 Wt. 313 Exp. (NFL/Ravens): 2/2
College: Duke Hometown: Columbus, OH

Who is the toughest opponent you've had to block?
 "In college, it was definitely Aaron Donald from Pitt. He was really good for obvious reasons. When I came into the league, it's been guys like Cameron Heyward, Geno Atkins and Mike Daniels. You find out what real strength and power and speed is from those guys."

What's the most difficult part of defending the pass rush?
 "With the defensive linemen, it's trying to react to where they're going to go. A lot of defenses do a really good job of disguising where guys are going to go before the snap. You try to have some anticipation of that. Also, just trying to defend guys who are really fast and powerful – that's tough."

You came into the league as an undrafted free agent. Do you think being undrafted has motivated you as you progress in your career?
 "It's humbling. Every guy who is in the draft process feels like they deserve to be drafted. I was All-ACC, All-American and had started for two to three years. I knew I might not be a first-round pick, but maybe a later-day pick. I think when [you're not drafted], you have something to prove. You have to work twice as hard to get to the same level as the guys who were drafted. You have to work harder and do the little things even more right than everyone else. There are a lot of people that doubt you and ask, 'Why were you undrafted?' It makes you mentally tougher."

Along those lines, the Baltimore coaching staff constantly reiterates, "The more you can do." How has that mantra influenced you?
 "At Duke, I only played center. I didn't do special teams, and I played guard for half a game my redshirt freshman year. It changed my mindset, because in my rookie year, I was on kickoff return for a little bit – so that was brand new to me. Last year, starting at right guard for 12 games, that was different but a huge learning experience for me. It really helped my career. I always tell guys who are in college and have questions that if you're a guard, you're going to have to play at both guard positions, and you're going to have to be able to snap. If you play tackle, you might have to play guard. If you're a bigger guard, you might have to kick out and play tackle. But it helps you be a better football player."

You and your wife welcomed a baby girl, Emerson, in the offseason. How has being a father changed you?
 "It's definitely changed my whole life and perspective. Before [children], you're able to do everything on your terms. You have your own time to do whatever you want. Having a baby completely changes that. It's all about the baby, because you're taking care of another life. You're their lifeline. It's been an amazing experience so far. I wouldn't trade it for anything. If there's a bad day or a bad game, her smile when I come home makes everything better."

Have you gotten advice from any other dads on the team?
 "A little bit. A lot of the guys have older kids. It's funny telling them about my teething daughter, and they laugh because it's like, 'Ah, I remember those days!' They're great to talk to about that kind of stuff, because they've been through it before."

What's one thing that fans don't know about you?
 "I took a fly fishing class at Duke that was really cool. I love fly fishing. I learned how to tie the flies and all the different fish and insects. My dad is from Canada, so we would go ice fishing, and he would tell us about fly fishing, but always said it was too hard to try to teach us."

Is it true you gave yourself a black eye playing lacrosse once?
 "It was in fifth grade, when I was really in to lacrosse. It was before school, and we had a concrete wall above our garage. I was just bouncing the ball. With lacrosse balls, usually the second bounce is when it goes a lot faster. So it bounced – and I wasn't very good at lacrosse – and I just whiffed. It hit me right in the eye. I had a huge black eye right before school. I was so embarrassed."



RAVENS WINNING WAYS

TOP FRANCHISES / SINCE 2000

TOTAL WINS

1. New England Patriots . . . 249
2. Pittsburgh Steelers . . . 210
3. Indianapolis Colts . . . 198
4. Green Bay Packers . . . 194
5. Philadelphia Eagles . . . 190
- 6. BALTIMORE RAVENS . . . 187**

SUPER BOWL BERTHS

1. New England Patriots . . . 8
2. New York Giants 3
- Pittsburgh Steelers 3
- Seattle Seahawks 3
- 5. BALTIMORE RAVENS 2**
- Car., Den., Ind., Phi. 2

SUPER BOWL TITLES

1. New England Patriots . . . 5
- 2. BALTIMORE RAVENS 2**
- New York Giants 2
- Pittsburgh Steelers 2
- Den., GB, Ind., 1
- NO, Phi., Sea., TB 1

CONF. TITLE GAMES

1. New England Patriots . . 12
- Philadelphia Eagles 6
- Pittsburgh Steelers 6
- 4. BALTIMORE RAVENS 4**
- Green Bay Packers 4
- Indianapolis Colts 4

WINNING SEASONS

1. New England Patriots . . 17
- Green Bay, Pittsburgh . . 14
- Indianapolis Colts 13
- 5. Baltimore Ravens 12**
- Philadelphia, Seattle 12

PLAYOFF BERTHS

1. New England Patriots . . 15
- Green Bay, Indianapolis . . 13
- Pittsburgh Steelers 12
- Philadelphia, Seattle . . 11
- 7. BALTIMORE RAVENS 10**

PLAYOFF GAMES

1. New England Patriots . . 37
- Pittsburgh Steelers 25
- Green Bay Packers 24
- Indianapolis Colts 24
- 5. BAL., Phi., Sea. 23**

PLAYOFF WINS

1. New England Patriots . . 27
- 2. BALTIMORE RAVENS . . . 15**
- Pittsburgh Steelers 15
- Philadelphia Eagles . . . 13
- Seattle Seahawks 13

SUPER BOWL CHAMPIONS



**LB Ray Lewis - 2000
Super Bowl XXXV MVP**

In a magnificent effort showcasing thrilling performances by their defense, offense and special teams units, the Baltimore Ravens won Super Bowl XXXV with a 34-7 victory over the New York Giants. Allowing the Giants a meager 152 total net yards, New York's attack crossed midfield just twice, while Baltimore's "D" posted 4 INTs. LB Ray Lewis was named the game's MVP, capping an accolade-filled season in which he was also tabbed the NFL's Defensive Player of the Year.



**QB Joe Flacco - 2012
Super Bowl XLVII MVP**

Baltimore defeated San Francisco, 34-31, in Super Bowl XLVII, capturing the franchise's second World Championship. After an amazing first-half performance, the Ravens took a commanding 28-6 lead. But following a bizarre, 34-minute power outage that halted play, the 49ers stormed back into contention. Clinging to a 34-29 edge late in the game, the Ravens stood firm on a pivotal goal-line stand, jamming SF on four-straight plays inside the 7-yard line. QB Joe Flacco was named the game's MVP.

PLAYOFF PERFORMERS

PLAYOFF WINNING PERCENTAGE (Since 1970 Merger)

Rk.	Team	Record	Pct.
1.	BALTIMORE RAVENS**	15-8	.652
2.	New England Patriots****	33-19	.635
3.	New York Giants****	20-12	.625
4.	San Francisco 49ers*****	30-19	.612
5.	Pittsburgh Steelers*****	36-24	.600

* Number of Super Bowl Titles

JOHN HARBAUGH ERA

(SINCE 2008)

PLAYOFF BERTHS

1. New England Patriots . . . 9
- Green Bay Packers 8
- Pittsburgh Steelers 7
- 4. BALTIMORE RAVENS 6**
- Atlanta Falcons 6
- Cincinnati Bengals 6
- Indianapolis Colts 6
- Seattle Seahawks 6

TOTAL WINS

1. New England Patriots . . 144
- Pittsburgh Steelers . . . 121
- Green Bay Packers . . . 113
- New Orleans Saints . . 111
- 5. BALTIMORE RAVENS . . 110**
- Atlanta Falcons 103
- Denver, Seattle 103

PLAYOFF WINS

1. New England Patriots . . 13
- 2. BALTIMORE RAVENS . . . 10**
- Green Bay Packers 9
- Seattle Seahawks 9
- Pittsburgh Steelers 8

PLAYOFF GAMES

1. New England Patriots . . 20
- Green Bay Packers 16
- 3. BALTIMORE RAVENS . . . 15**
- Pittsburgh Steelers . . . 14
- Seattle Seahawks 14

AFC TITLE GAMES

1. New England Patriots . . . 7
- 2. BALTIMORE RAVENS 3**
- Pittsburgh Steelers 3
- Denver Broncos 2
- Indianapolis Colts 2
- New York Jets 2

PLAYOFF ROAD WINS

- 1. BALTIMORE RAVENS 7**
- Green Bay Packers 5
- New York Jets 4
- San Francisco 49ers 3
- NY Giants, Philadelphia . . 2
- Pittsburgh, Seattle 2

REG. SEASON WINS

1. New England Patriots . . 131
- Pittsburgh Steelers . . . 113
- New Orleans Saints . . . 105
- Green Bay Packers . . . 104
- 5. BALTIMORE RAVENS . . . 100**
- Atlanta Falcons 99
- Denver, Indianapolis . . . 97

REG. SEASON HOME WINS

1. New England Patriots . . 73
- 2. BALTIMORE RAVENS . . . 63**
- Green Bay Packers 63
- Pittsburgh Steelers 61
- New Orleans Saints 60
- Minnesota Vikings 58
- Atlanta Falcons 56

SUPER BOWL SUCCESS

The Baltimore Ravens are one of four franchises (New England, NY Giants and Pittsburgh) to win multiple Super Bowls since 2000.



HEAD COACH JOHN HARBAUGH

ALL-TIME RAVENS COACHING RECORDS

John Harbaugh is the third head coach in Baltimore Ravens history. He is the franchise's all-time winningest coach (110 total victories), with Brian Billick (85) ranking second.

SEASONS
RAVENS: 11TH
NFL: 21ST

Coach	Seasons	Reg. Season	Playoffs	Total
John Harbaugh	2008-18	100-71	10-5	110-76
Brian Billick	1999-2007	80-64	5-3	85-67
Ted Marchibroda	1996-98	16-31-1	n/a	16-31-1



HARBAUGH HEAD COACHING RECORDS (2008-18)

- Overall Career Record . . . 110-76
- Regular Season Record . . 100-71
- at Home 63-23
- on Road 37-48
- vs. AFC 77-52
- vs. AFC North 39-26
- vs. NFC 23-19
- Playoffs Record 10-5
- Home Playoff Games 2-0
- Road Playoff Games 7-5
- Super Bowl Record 1-0
- vs. Atlanta 1-1

RAVENS WINS UNDER HARBAUGH

Including playoffs (10-5), the Ravens are 110-76 since **John Harbaugh's** 2008 arrival, posting the NFL's fifth-most victories.

TOTAL NFL WINS / INCLUDING PLAYOFFS / SINCE 2008

Rk.	Team	Total Wins
1.	New England Patriots	144
2.	Pittsburgh Steelers	121
3.	Green Bay Packers	113
4.	New Orleans Saints	111
5.	Baltimore Ravens	110

HARBAUGH SEASON-BY-SEASON

Year	Record	Playoffs (Result)
2018	6-5	TBD
2017	9-7	No Playoff Berth
2016	8-8	No Playoff Berth
2015	5-11	No Playoff Berth
2014	10-6	1-1 (Advanced to Divisional Round)
2013	8-8	No Playoff Berth
2012	10-6	4-0 (Won Super Bowl XLVII)
2011	12-4	1-1 (Advanced to AFC Championship)
2010	12-4	1-1 (Advanced to Divisional Round)
2009	9-7	1-1 (Advanced to Divisional Round)
2008	11-5	2-1 (Advanced to AFC Championship)

HARBS IS HISTORICALLY GOOD

MOST PLAYOFF WINS BY A COACH / FIRST 10 SEASONS (Since 1970 Merger)

Coach (Team)	Playoff Wins	Seasons
Joe Gibbs (Was.)	12	1981-90
Chuck Knoll (Pit.)	11	1968-78
John Harbaugh (Bal.)	10	2008-17
Bill Belichick (Cle. & NE)	10	1991-95, 2000-04
Andy Reid (Phi.)	10	1999-2008
George Seifert (SF, Car.)	10	1989-96, '99-'00
Bill Walsh (SF)	10	1979-88

THE HARBAUGH FILE

John Harbaugh has led the Ravens to a playoff berth in six (2008-12 & 2014) of his 10 full seasons in Baltimore, and in 2012, captured the franchise's second Super Bowl title. Under "Harbs," the Ravens have secured an appearance in three AFC Championships (2008, 2011 & 2012).

Here are several Harbaugh quick hits:

- The Ravens are one of only eight teams (NE – 9; GB – 8; Pit. – 7; Atl., Bal., Cin., Ind. & Sea. – 6) to earn at least six postseason berths in the last 10 years. (Baltimore has won at least one game in each of those playoff campaigns.)
- The Ravens' 10 playoff wins since 2008 rank second only to New England's 13.
- "Harbs" is the only head coach in NFL history to win a playoff game in each of his first four and five seasons.
- John and his brother, Jim (formerly of the 49ers), are the only head coaches to advance to three conference title games in the first five years as NFL bosses.
- Harbaugh is the only coach in NFL history to win a playoff game in six of the first seven seasons of a coaching career.
- In 2012, Harbaugh became the third coach (with Bill Cowher & Chuck Knox) since the 1970 merger to guide his team to the playoffs in each of his first five seasons.
- Harbaugh owns the third-most playoff wins (10, tied) by a coach in his first 10 seasons (since the 1970 merger).
- With the Ravens' 2014 playoff berth, Harbaugh became one of eight coaches in NFL history to make the postseason in six of their first seven seasons coaching.
- For coaches to make the playoffs in at least six of their first 10 years, "Harbs" is one of five active coaches to do so (Pete Carroll, Mike McCarthy, Andy Reid & Mike Tomlin).
- Harbaugh, Tom Landry (Dal.) and Tom Coughlin (Jax./NYG) own the most road playoff wins (7) by a HC in NFL history.



HEAD COACH JOHN HARBAUGH

ACTIVE HEAD COACH WINNING PERCENTAGE

Head coach **John Harbaugh** owns the sixth-best winning percentage (.591) among active coaches (min. 75 games), compiling a strong 110-76 record (including playoffs).

ACTIVE HEAD COACHES / CAREER WINNING PERCENTAGE (Totals Include Regular Season and Playoff Games / Min. 75 Games)

Rk.	Coach	Team	Seasons	Record	Pct.
1.	Bill Belichick	Cle./NE	1991-95, 2000-18	286-132	.684
2.	Mike Tomlin	Steelers	2007-18	131-70-1	.651
3.	Mike McCarthy	Packers	2006-18	135-84-2	.615
4.	Sean Payton	Saints	2006-18	122-77	.613
5.	Andy Reid	Phi./KC	1999-2018	203-135-1	.600
6.	John Harbaugh	Ravens	2008-18	110-76	.591
7.	Pete Carroll	NYJ/NE/Sea.	'94, '97-99, '10-18	128-91-1	.584

TRENDS UNDER HARBS

On grass	44-33
Artificial turf	56-38
September	25-12
October	17-25
November	32-13
December	23-19
January	3-2
Leading at halftime	80-18
Leading after 3 quarters	88-16
When scoring first	74-24
Positive or even turnover ratio	78-29
Scoring 20 or more points	83-31
Scoring 30 or more points	37-5
Totaling 350 or more net yards	54-26
Rushing for 150 or more yards	30-6
Holding opp. under 250 net yards	35-6
Holding opp. under 21 points	82-15
Holding opp. under 15 points	60-7

POSTSEASON SUCCESS: ACTIVE COACHES

PLAYOFFS WIN PERCENTAGE (Min. 5 Games)

Rk.	Coach	Rec.	Pct.
1.	Bill Belichick	28-11	.718
2.	John Harbaugh	10-5	.667
3.	Dan Quinn	3-2	.600
4.	Pete Carroll	10-7	.588
5.	Sean Payton	7-5	.583

SUPER BOWL TITLES

1. Bill Belichick	5
2. John Harbaugh	1
Pete Carroll	1
Mike McCarthy	1
Sean Payton	1
Doug Pederson	1
Mike Tomlin	1

HARBAUGH'S PATH TO THE NFL

Team	Position	Years
Baltimore Ravens	Head Coach	2008-18
Philadelphia Eagles	Secondary	2007
Philadelphia Eagles	Special Teams Coord.	1998-2006
Indiana University	DBs/Special Teams Coord.	1997
University of Cincinnati	Assistant Head Coach	1995-96
University of Cincinnati	TEs/OLBs/RBs/Special Teams	1989-94
Morehead State	DBs/ST Coord./S&C Coach	1988
University of Pittsburgh	Tight Ends	1987
Western Michigan	Graduate Assistant	1984-86

RAVENS UNDER HARBAUGH: SINCE 2008



AFC TITLE GAMES
(2nd Most - tied, Pit.)



ROAD PLAYOFF WINS
(NFL High)



PLAYOFF WINS
(2nd Most, NE - 13)



WINS AT HOME
(2nd Most, tied, GB)



TOTAL VICTORIES
(5th Most)

"I like the message that John brings. He doesn't talk like a guy who has been here 10 years. It's amazing how he tends to rejuvenate himself and his message, and we're lucky to have a leader like him."

- Steve Bisciotti, Ravens Owner





JERRY ROSBURG & SPECIAL TEAMS NOTES



ROSBURG LEADS RAVENS SPECIALISTS

SEASONS
RAVENS: 11TH
NFL: 18TH

Special teams coordinator/associate head coach **Jerry Rosburg** has guided a stellar special teams group since arriving in Baltimore in 2008. Below are several standout notes about the coach and his successful group of specialists.

SIX PRO BOWLERS

• Six Ravens have earned eight combined Pro Bowl honors while playing for Rosburg: ST **Brendon Ayanbadejo** (2008), **K Billy Cundiff** (2010), **RS Jacoby Jones** (2012), **K Justin Tucker** (2013 & 2016), **LS Morgan Cox** (2015 & 2016) and **P Sam Koch** (2015).

PRIME KICKER & PUNTER

• Two-time Pro Bowl **K Justin Tucker**, who Rosburg scouted and helped sign as a rookie free agent, owns the NFL's most FGs (223) since entering the NFL in 2012. With a 90.3% career success mark, "Tuck" is the most accurate kicker in league history (223-of-247 on FGAs). Earning his first Pro Bowl nod in 2015, **P Sam Koch's** 46.7 gross average ranked No. 9 in the NFL that season, while his 42.9 net average was No. 2. In 2017, Koch led the NFL in both punts inside the 10 (16) and the 20 (a franchise-record 40).

2018: ANOTHER RAVENS RETURN MAN SCORES BIG

• In Week 12's win over Oakland, Baltimore native **CB/RS Cyrus Jones** posted a 70-yard punt return TD in the second quarter, marking the Ravens' first PR-TD since 10/15/17, when Michael Campanaro had a 77-yarder vs. Chicago. Dating back to 2011, six different Ravens have returned punts for touchdowns: Campanaro, Kaelin Clay, Tandon Doss, C. Jones, Jacoby Jones and Lardarius Webb.

RAVENS' BIG RETURNS IN JONES' MAGICAL SEASON

• Led by Pro Bowl **RS Jacoby Jones** in the 2012 Super Bowl season, Baltimore ranked first in the NFL in KOR average (27.3). Jones, who became the first player ever to record dual KORs of at least 105 yards in a career, tied for a league-leading 3 kick return TDs (2 KORs & 1 PR). He also tied an NFL record for longest KOR in a Super Bowl with his 108-yard KOR-TD. (In 2014's game at Pit., he added another 108-yarder to his resume, marking 4 total KOR-TDs over 100 yards in his career.)

BALTIMORE BLOCK PARTY

Since 2014, the Ravens have produced the NFL's third-most blocked kicks (13, tied), including an NFL-high (tied) 4 in 2016.

MOST BLOCKED KICKS (Since 2014)			MOST BLOCKED KICKS (2016 Season)		
Rk.	Team	Blocks	Rk.	Team	Blocks
1.	Miami	15	1.	Baltimore	4
	Philadelphia	15		Miami	4
3.	Bal. / Den. / NE	13	3.	Five Teams	3

RAVENS' 13 BLOCKS: BREAKDOWN (SINCE 2014)

Total Blocks	13	1st Qtr.	3	When Losing	8
FG Blocks	7	2nd Qtr.	1	When Winning	3
PAT Blocks	3	3rd Qtr.	3	When Tied	2
Punt Blocks	3	4th Qtr.	6	Record w/ Block	8-5

223

J. Tucker FGs Made
NFL's Most Since '12

900

J. Tucker Points Scored
NFL's 2nd Most Since 2012

90.3

J. Tucker Career FG %
Best in NFL History

5

Ravens KOR-TDs
NFL's 2nd Most Since '11

6

Ravens PR-TDs
NFL's 2nd Most Since '11
(tied with Chi.)

11

Ravens Total Return TDs
NFL's 2nd Most Since '11
(tied with KC)

SIX STRAIGHT IN THE TOP 5

In the past six full seasons (2012-17), the Ravens' special teams units have consistently been acknowledged as one of the league's best. In the annual special teams report from senior NFL writer Rick Gosselin, Baltimore has ranked in the NFL's Top 5 for six-straight seasons. (Gosselin's report is recognized by NFL teams as a special teams measuring stick.)

RAVENS SPECIAL TEAMS RANKINGS IN RICK GOSSELIN'S ANNUAL REPORT (Past Six Seasons)

Season	Ranking
2017	4th
2016	5th
2015	1st
2014	5th
2013	5th
2012	2nd

No other NFL team has been in the Top 5 (or even the Top 10) in each of the past six seasons.

TOP KOR AVERAGE

Since 2008, when **Jerry Rosburg** became the Ravens' ST coordinator, Baltimore owns the NFL's No. 1 KOR average (25.3).

NFL KICKOFF RETURN AVERAGE (Since 2008 / Rosburg's Baltimore Tenure)

Rk.	Team	KOR	Yards	Avg.	Long	TDs
1.	Baltimore Ravens	464	11,720	25.3	108t	7
2.	Minnesota Vikings	512	12,561	24.5	109t	10
3.	Atlanta Falcons	396	9,506	24.0	102t	1
4.	New York Jets	522	12,361	23.7	107t	6
5.	Seattle Seahawks	482	11,391	23.6	105t	6



DON "WINK" MARTINDALE & DEFENSIVE NOTES

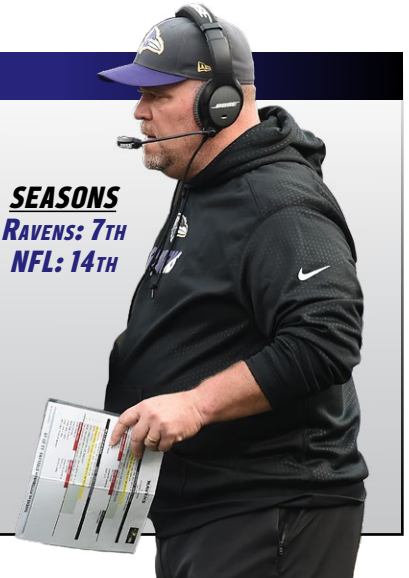
"WINK" LEADS THE DEFENSE

On Jan. 9, 2018, the Ravens promoted **Don "Wink" Martindale** to defensive coordinator following the retirement of Dean Pees. Martindale, 54, is in his seventh year with the Ravens after serving as LBs coach from 2016-17 and ILBs coach from 2012-15. Under his guidance, **LB C.J. Mosley** has become one of the league's top defenders, earning three Pro Bowls.

The 2018 campaign marks Martindale's 14th season coaching in the NFL, where he has also spent time with Oakland (2004-08) and Denver (2009-10). In 2010, he served as the Broncos' defensive coordinator.

"'Wink' has earned the promotion to defensive coordinator," **John Harbaugh** stated. "His aggressive mentality will serve to take our defense to new levels. He is obviously respected by players, many of whom have already benefited from his direct coaching at the linebacker position. He knows the ins and outs of what we have been about on defense and has been an important contributor to our success on that side of the ball."

SEASONS
RAVENS: 7TH
NFL: 14TH



2018 DEFENSIVE NUMBERS TO RAVE ABOUT

4.74 — Yards per play allowed by the Ravens' defense, ranking as the NFL's fewest. (Chicago is second at 4.95.)

32 — Sacks by Baltimore, ranking eighth (tied, Det. & Was).

34.9 — Third-down percentage, ranking No. 3.

62 — Passes defended by the Ravens, second to the Browns' 64.

62 — Tackles for loss by the Ravens, ranking fifth most.

83.4 — Defensive passer rating by Baltimore, ranking No. 2 in the NFL (Chicago is first at 78.3).

RAVENS' NO. 1 DEFENSE

Entering Week 13, the Ravens own both the NFL's No. 1 overall (yppg) defense and No. 1 scoring (ppg) defense. Only once (2006) has Baltimore finished a season ranking No. 1 in each category.

2018 TOTAL DEFENSE

Rk. Team	YPG
1. Baltimore	295.4
2. Buffalo	305.0
3. Minnesota	314.7
4. Chicago	316.1
5. Jacksonville	320.2

2018 SCORING DEFENSE

Rk. Team	PPG
1. Baltimore	18.0
2. Chicago	19.2
3. Dallas	19.4
4. LA Chargers	19.9
5. Houston	20.2

SHUT 'EM DOWN

Dating back to 2017, 14 shutouts have been pitched by defenses throughout the NFL. Of those, a league-high 4, including Week 6's 21-0 win at Tennessee, have come courtesy of the Ravens.

MOST SHUTOUTS

(Since 1996 / Ravens' Inception)

Rk. Team	Shutouts
1. Baltimore Ravens	14
2. San Francisco 49ers	11
Seattle Seahawks	11

MOST SHUTOUTS

(Since 2017)

Rk. Team	Shutouts
1. Baltimore Ravens	4
2. Los Angeles Rams	2
3. Eight Teams	1

ALL-TIME RAVENS 'D' COORDINATORS

Don Martindale joins a long line of great Ravens defensive coordinators, four of whom have gone on to become NFL head coaches: Marvin Lewis (1996-2001), Mike Nolan (2002-04), Rex Ryan (2005-08) and Chuck Pagano (2011).

RAVENS ALL-TIME DEFENSIVE COORDINATORS

Don Martindale (2018)	Rex Ryan (2005-08)
Dean Pees (2012-17)*	Mike Nolan (2002-04)
Chuck Pagano (2011)	Marvin Lewis (1996-2001)*
Greg Mattison (2009-10)	* Super Bowl-winning DC

RAVENS "D" UNDER HARBAUGH

Don Martindale leads a defensive unit that, during the **John Harbaugh Era** (2008-18), has been superb.

POINTS PER GAME ALLOWED

1. Pittsburgh	19.07
2. Baltimore	19.08
3. New England	19.54

TOUCHDOWNS ALLOWED

1. Baltimore	345
2. Pittsburgh	353
3. Seattle	364

TOTAL NET YARDS ALLOWED

1. Pittsburgh	308.2
2. Baltimore	316.3
3. NY Jets	322.0

OPPONENT PASSER RATING

1. Baltimore	79.5
2. Buffalo	80.9
3. Cincinnati	81.8

RUSHING YARDS ALLOWED

1. Pittsburgh	94.1
2. Baltimore	97.8
3. Minnesota	100.6

THIRD-DOWN DEFENSE

1. Houston	36.0
2. Baltimore	36.1
3. Denver	36.3

SACK CITY, USA

In Week 6 at the Titans, Baltimore racked up a franchise-best 11 sacks, tying for the second most by a team in league history. They also stand as the most in an NFL game since 2012 (San Diego, 11).

MOST SINGLE-GAME SACKS RAVENS HISTORY

10/14/18 at Ten	11
11/24/11 vs. SF	9
11/26/06 vs. Pit	9
11/16/97 vs. Phi	9

Second-Half "D" Dominates: In Week 6 vs. Tennessee, the Ravens became the first team since the 1934 Lions not to allow a touchdown after halftime in each of their first six games of a season. (Baltimore's streak was then snapped by New Orleans in Week 7.)



MARTY MORNHINWEG & OFFENSIVE NOTES

MARTY MANS THE OFFENSE

Marty Mornhinweg was elevated to offensive coordinator on Oct. 10, 2016. A 24-year NFL coaching veteran, Mornhinweg, who joined Baltimore as QBs coach in 2015, is a former head coach of the Lions (2001-02). He has also served as offensive coordinator for the New York Jets (2013-14), Philadelphia Eagles (2004-12) and San Francisco 49ers (1997-2000).

FIVE PRO BOWLERS

• Throughout his NFL coaching career, five quarterbacks have earned Pro Bowl honors under Mornhinweg's direction: Michael Vick, Donovan McNabb, Steve Young, Jeff Garcia and Brett Favre.

SEASONS

RAVENS: 4TH
NFL: 24TH



MARTY'S NFL COORDINATOR ROLES

1997-2000: 49ers – Offensive Coordinator/QBs Coach

- During this span, SF offense ranked third in total net yards (364.6 ypg), including third in rushing (131.4 ypg) and fifth in passing (233.2 ypg).
- In 1999, the 49ers boasted the NFL's No. 1 rush offense (130.9 ypg).
- In 1998, SF offense ranked No. 1 in the NFL (425.0 ypg), including first in rushing (159.0 ypg) and second in passing (266.0 ypg).

2004-12: Eagles – Offensive Coordinator/Asst. Head Coach

- Under Mornhinweg, 10 offensive players earned a total of 17 Pro Bowl honors. Philly set a then-franchise best with 6,386 total net yards in 2011.
- In his first season (2004) guiding the offense, Philadelphia advanced to Super Bowl XXXIX.

2013-14: NY Jets – Offensive Coordinator

- Jets ranked third in the NFL rush offense (138.7 ypg) during this span.
- In 2014, helped guide a rushing attack that finished third in the NFL (142.5 ypg) behind RBs Chris Ivory and Chris Johnson.

2016-18: Baltimore Ravens – Offensive Coordinator

- In 2016, QB Joe Flacco threw for a franchise-record 4,317 yards.
- Over 2017 season's last nine games, Baltimore scored the NFL's second-most points per contest (29.4). During this span, the Ravens also ranked No. 1 in fewest giveaways (5) and No. 2 in sacks allowed (10).

TOP "O" UNDER HARBAUGH

The Ravens' Top 6 all-time single-game offensive outputs have come during the John Harbaugh/QB Joe Flacco Era, including a 496-yard performance vs. Miami with Marty Mornhinweg as O.C. in 2016.

RAVENS TOP TOTAL NET YARDS (Single-Game History)

Yards	Game/Date	Results
553	09/25/11 at STL	W, 37-7
548	12/13/09 vs. Det.	W, 48-3
533	12/23/12 vs. NYG	W, 33-14
503	09/23/12 vs. NE	W, 31-30
501	09/13/09 vs. KC	W, 38-24
496	12/04/16 vs. Mia.	W, 38-6

BALTIMORE RAVENS MOST TOTAL YARDS

(Since 2012 / Past Six Years)
12/23/12 vs. NYG 533
09/23/12 vs. NE 503
12/04/16 vs. Mia. 496
09/20/15 at Oak. 493
10/12/14 at TB 475
09/28/14 vs. Car. 454

RUN GAME QUICK HITS

- ✓ In Week 12's win vs. Oakland, Baltimore racked up 242 rushing yards just one week after posting 267 vs. Cincy. It marked the fourth time in team history the Ravens produced back-to-back 200-yard rushing games.
- ✓ Since 2008, the Ravens' 154 rushing TDs rank sixth most.
- ✓ Under Harbaugh, when rushing for at least 125 yards in a game, the Ravens have produced a 51-10 record. Baltimore is 30-6 when rushing for at least 150 yards and 12-1 when posting at least 200 under Harbaugh.

RAVENS STOUT ON THIRD DOWN

Baltimore ranks No. 5 in third-down offense, converting 76 of 161 attempts (47.2%). Here is a breakdown of the Ravens' third-down offensive rankings entering Week 13:

Third-and-short (<4 yards) 36 of 45 (80.0%)	– No. 1
Third-and-1 22 of 26 (84.6%)	– No. 2
Third-and-2/3 14 of 19 (73.7%)	– No. 2
Third down overall 76 of 161 (47.2%)	– No. 5
Third-and-4/5 13 of 26 (50.0%)	– No. 9t

10-PLAY TD DRIVES

Baltimore's offense has posted an NFL-high 27 10-play drives this season, 16 of which have produced touchdowns (also an NFL high).

10-PLAY TOUCHDOWN DRIVES / 2018 SEASON

Rk.	Team	Poss.	10-Play Drives	10-Play TDs
1.	Baltimore	124	27	16*
2.	New England	124	24	12
	Pittsburgh	130	24	14

* NFL high, with Pit. (14) in second.



2018 Ravens Rushing TDs tied (Denver) for NFL's Third Most



NFL-High 200-Yard Rushing Games by Baltimore in 2018 (Week 11 - 267 & Week 12 - 242)

PRIME PROTECTION

Since 2014 (a 75-game span), Baltimore's 124 sacks permitted rank as the NFL's second fewest. The Ravens have allowed zero sacks in 16 games since 2014, a mark that ties (two teams) as the NFL's second most.

NFL'S FEWEST SACKS ALLOWED / SINCE 2014

Rk.	Team	Sacks
1.	New Orleans Saints	120
2.	Baltimore Ravens	124
3.	Pittsburgh Steelers	127

ZERO SACKS ALLOWED / GAMES / SINCE 2014

Oakland Raiders 17
Baltimore Ravens. 16
New York Giants 16
Pittsburgh Steelers 16



ASSISTANT COACHES

JERRY ROSBURG

SPECIAL TEAMS COORD. / ASSOC. HEAD COACH

In his 40th season coaching, Rosburg has guided an exceptional special teams group over his 10 years (2008-17) with the Ravens. Specifically in the past six full seasons (2012-17), the Ravens' ST units have consistently been acknowledged as one of the league's best. In the annual special teams report from senior NFL writer Rick Gosselin, Baltimore has ranked in the NFL's Top 5 for six-straight seasons (and is the only team to do so).

DON MARTINDALE

DEFENSIVE COORDINATOR

"Wink" was promoted to "D" coordinator on Jan. 9, 2018 after six years working with Baltimore's LBs. Originally joining the Ravens in 2012, during the past six seasons, Martindale has guided and helped grow a number of standout linebackers, most notably ILB C.J. Mosley. Martindale was the Broncos' "D" coordinator in 2010, and in 2009, coached all four LBs in the 3-4 scheme.

MARTY MORNHINWEG

OFFENSIVE COORDINATOR

Mornhinweg is in his third year as offensive coordinator, originally assuming the role in Week 6 of 2016. A 34-year coaching veteran and former NFL head coach (Lions), he has an extensive background coordinating offenses and tutoring QBs. Throughout his NFL career, five QBs have earned Pro Bowl honors under his direction: Michael Vick, Donovan McNabb, Jeff Garcia, Steve Young and Brett Favre.

GREG ROMAN

ASSISTANT HEAD COACH / TIGHT ENDS COACH

Roman is in his second stint with the Ravens, re-joining the team in 2017. In the latter part of '17, Baltimore's offense made big strides, and following the season, he was promoted to assistant head coach/TEs coach. Since his first term in Baltimore (2006-07), he has been a successful NFL offensive coordinator both in San Francisco and Buffalo.

RICHARD ANGULO

ASSISTANT OFFENSIVE LINE COACH

Angulo is in his fifth year with the Ravens and his second as the team's assistant offensive line coach. In 2017, he helped coach an offensive line that allowed the league's seventh-fewest sacks (27, tied with Minnesota). From 2015-16, he served as Baltimore's tight ends coach after being promoted from his original position of offensive coaching intern (2014).

ANDY BISCHOFF

OFFENSIVE ASSISTANT / TIGHT ENDS

Bischoff is in his fourth year with the Ravens and continues his work with the TEs, while aiding "O" coordinator Marty Mornhinweg and assistant head coach Greg Roman, who also coaches the TEs.

RANDY BROWN

SPECIALISTS COACH

Brown works directly with the kicking group – K Justin Tucker, P Sam Koch (holder) and LS Morgan Cox – and has coached five Pro Bowlers in Baltimore: Koch (2015), Cox (2015 & 2016), Tucker (2013 & 2016), K Billy Cundiff (2010) and K Matt Stover (last kicked for Ravens in 2008).

JOE CULLEN

DEFENSIVE LINE COACH

Cullen enters his third year as the Ravens' defensive line coach. He originally joined the team in 2016 following two seasons with the Buccaneers in the same role. A D-line specialist, he has 29 years of experience, including 11 in the NFL with five teams (Bal., TB, Cle., Jax. and Det.).

JOE D'ALESSANDRIS

OFFENSIVE LINE COACH

Pronounced *dell-ah-SAN-dress*, he is a 40-year coaching veteran who enters his second season as Baltimore's O-line coach. "Joe D" has extensive experience guiding and developing linemen, both in the collegiate ranks and pros. Since transitioning to the NFL in 2008, he's mentored players for the Chiefs, Bills, Chargers and Ravens.

BOBBY ENGRAM

WIDE RECEIVERS COACH

Engram, who enjoyed a 14-year NFL playing career, is in his fifth season as the Ravens' WRs coach. In his third year (2016) guiding Baltimore's receivers, his group helped record the second-most net passing yards in team history (4,100), including a franchise-best 4,317 by QB Joe Flacco.

THOMAS HAMMOCK

RUNNING BACKS COACH

Hammock is in his fifth year as the Ravens' RBs coach. In 2017, he helped guide RB Alex Collins to a breakout season, when the back tallied 973 rushing yards and 1,160 yards from scrimmage. Prior to joining the Ravens, he spent 11 years on the collegiate circuit, including three (2011-13) as Wisconsin's assistant HC/RBs/recruiting coordinator.

CHRIS HEWITT

SECONDARY COACH

Hewitt enters his second season as the secondary coach after being promoted prior to the 2017 campaign. He previously served as the team's DBs coach from 2015-16 and the assistant secondary coach in 2014. In his seventh-overall year in Baltimore, he also spent two years (2012-13) helping guide the special teams unit led by Jerry Rosburg.

CHRIS HORTON

ASSISTANT SPECIAL TEAMS COACH

Horton is in his third year as the Ravens' assistant special teams coach, working directly with Jerry Rosburg. Horton has helped Baltimore's special teams units

perform outstandingly in the three years he's been involved. In the annual special teams report from senior NFL writer Rick Gosselin, Baltimore has ranked in the NFL's Top 5 for six-straight seasons.

STERLING LUCAS

QUALITY CONTROL - DEFENSE

Lucas is in his third year with the Ravens after being promoted to a defensive quality control coach in January 2018, with responsibilities that include finding tips/tendencies on opponent offenses, self-scouting and working with the LBs.

MIKE MACDONALD

LINEBACKERS COACH

Macdonald is in his first season as the team's LBs coach. In his fifth year with the Ravens, he previously spent time as the defensive backs coach (2017) and as a defensive assistant (2015-16). He originally joined Baltimore in 2014 as a coaching intern.

JAMES URBAN

QUARTERBACKS COACH

Urban joined the Ravens in 2018. A 15-year NFL coaching veteran, he spent the past seven seasons with AFC North rival Cincinnati, coaching the WRs. He entered the NFL with the Eagles in 2004. After five seasons in two roles under Andy Reid, he was promoted to QBs coach his final two years (2009-10), coaching Pro Bowlers Donovan McNabb (2009) and Michael Vick (2010).

CRAIG VER STEEG

SENIOR OFFENSIVE ASSISTANT

Pronounced *ver-STEEG*, he is in his 11th year working with the Ravens. Ver Steeg, who owns 35 years of coaching experience, has an extensive background working with QBs, WRs and RBs. As one of John Harbaugh's original coaching hires (2008), he has assisted in game preparation, game and practice analysis and guiding players.

MATT WEISS

FOOTBALL STRATEGY COORD. / WRs

Weiss is in his 10th season with the Ravens after assisting with the QBs from 2016-17. Prior to joining the offense, he coached on defense in a variety of roles, including CBs, assistant LBs and quality control. In addition to his coaching duties, he's responsible for leading coaching staff analytics, advising John Harbaugh on game management and scripting situational practice periods.

DREW WILKINS

ASST. DEFENSIVE LINE / OLBS


Wilkins originally joined the Ravens in 2010 and was promoted to assistant D-line/OLBs coach in 2018. Wilkins, who spent three seasons (2014-16) as a defensive assistant, was responsible for weekly production of the defensive playbook, scouting reports, film breakdown and assisting with the development of the D-line in practice.



OZZIE NEWSOME / PERSONNEL NOTES

THE WIZARDRY OF OZ

SEASONS
RAVENS: 22
NFL: 40



Ozzie Newsome's legacy is unlike any the game has seen. Known throughout all of sports as a premier leader, Newsome is a Hall of Fame player, the architect of Baltimore's 2000 and 2012 Super Bowl championship teams and an elite personnel evaluator who became the NFL's first African American GM.

OZZIE NEWSOME CAREER SNAPSHOT

- NFL's first African American General Manager (promoted in 2002)
- Architect of Ravens 2000 & 2012 Super Bowl Championship Teams
- NFL Executive of the Year (2000)
- Pro Football Hall of Fame (class of 1999)
- State of Alabama Hall of Fame (class of 1995)
- National Football Foundation College Hall of Fame and NCAA Hall of Fame (class of 1994)
- 13-Year NFL Tight End with Cleveland Browns (1978-90)
- Three-Time Pro Bowler (1981, 1984-85)
- Four-Time Cleveland Touchdown Club Offensive Player of the Year
- Current Member of Two Major NFL Policy-Making Groups: Competition Committee and Player Care Foundation Board

FIRST-ROUND FINDS

Led by Ozzie Newsome, the Ravens have selected 24 players in the first round. These picks have earned 60 combined Pro Bowls, many All-Rookie honors, multiple Defensive Player of the Year Awards, two Super Bowl MVPs and two Hall of Fame enshrinements.

RAVENS ALL-TIME FIRST-ROUND DRAFT PICKS

Year	Name	Pick	Pro Bowls
1996	T Jonathan Ogden*~	4	11
1996	LB Ray Lewis* ++ ~-	26	13
1997	LB Peter Boulware*	4	4
1998	CB Duane Starks*	10	
1999	CB Chris McAlister*	10	3
2000	RB Jamal Lewis* =	5	1
2000	WR Travis Taylor	10	
2001	TE Todd Heap*	31	2
2002	S Ed Reed* +	24	9
2003	OLB Terrell Suggs* +	10	7
2003	QB Kyle Boller	19	
2005	WR Mark Clayton*	22	
2006	DT Haloti Ngata*	12	5
2007	G Ben Grubbs*	29	2
2008	QB Joe Flacco^ ~	18	
2009	T Michael Oher*	23	
2011	CB Jimmy Smith	27	
2013	S Matt Elam	32	
2014	LB C.J. Mosley*	17	3
2015	WR Breshad Perriman	26	
2016	T Ronnie Stanley	6	
2017	CB Marlon Humphrey	16	
2018	TE Hayden Hurst	25	
2018	QB Lamar Jackson	32	

* All-Rookie Team ^ Rookie of the Year (NFL.com Fan Vote)
 ~ Super Bowl MVP + Defensive Player of the Year Awards
 = Offensive Player of the Year Award - Pro Football Hall of Fame

HOMEGROWN PRO BOWLERS

Year Drafted (Rd.)	Name	Pro Bowls
1996 (1st)	LB Ray Lewis	13
1996 (1st)	T Jonathan Ogden	11
2002 (1st)	S Ed Reed	9
2003 (1st)	OLB Terrell Suggs	7
2007 (3rd)	G Marshal Yanda	6
2006 (1st)	DT Haloti Ngata	5
1997 (1st)	OLB Peter Boulware	4
1999 (1st)	CB Chris McAlister	3
2008 (2nd)	RB Ray Rice	3
2015 (RFA)	LS Morgan Cox #	2
2001 (1st)	TE Todd Heap	2
1996 (5th)	WR/RS Jermaine Lewis	2
2007 (4th)	FB Le'Ron McClain	2
2014 (1st)	LB C.J. Mosley	3
2000 (6th)	OLB Adalius Thomas	2
2012 (RFA)	K Justin Tucker #	2
2007 (1st)	G Ben Grubbs	1
2013 (4th)	FB Kyle Juszczyk	1
2006 (6th)	P Sam Koch	1
2000 (1st)	RB Jamal Lewis	1
2002 (RFA)	LB Bart Scott #	1

Undrafted rookie free agent **Bold** indicates 2017 Pro Bowler



HOMEGROWN
RAVENS PRO BOWL
PLAYERS



RAVENS
DRAFT PICKS
To Earn Pro Bowls



RAVENS
ROOKIE FREE AGENTS
To Earn Pro Bowls

Ozzie's First Two Draft Choices: Jonathan Ogden & Ray Lewis – Hall of Fame Legends

According to ESPN Stats & Info, with Ray Lewis' 2018 Hall of Fame induction, it marks the first time that two players (Ogden & Lewis in 1996) were drafted in the same round by the same team and reached the HOF in their first year of eligibility.



OZZIE NEWSOME / PERSONNEL NOTES

AN ELITE CLUB

The Ravens have won two Super Bowls during their 22-year history, doing so in 2000 and 2012. Baltimore is one of four franchises to win multiple World Championships since 2000.



MOST SUPER BOWL CHAMPIONSHIPS (Since 2000 Season)

Titles	Team	Seasons
5	New England Patriots	2001, '03-04, '14, '16
2	Baltimore Ravens	2000, '12
2	New York Giants	2007, '11
2	Pittsburgh Steelers	2005, '08

CONSISTENT CONTENDERS

The Ravens have earned 10 playoff berths in their history (2014, 2012, 2011, 2010, 2009, 2008, 2006, 2003, 2001 & 2000). Baltimore's 11 berths from 2000-17 rank fourth in the AFC and seventh overall in the NFL.

MOST NFL PLAYOFF BERTHS / 2000-17 / PAST 18 SEASONS

AFC	NFC
15 - New England	13 - Green Bay
13 - Indianapolis	11 - Philadelphia
12 - Pittsburgh	11 - Seattle
10 - Baltimore	

PLAYOFFS SINCE 2008

Baltimore is one of eight teams to earn a playoff berth in six of the past 10 full seasons. In each of those respective playoff years, the Ravens won at least one playoff game.

MOST PLAYOFF BERTHS / 2008-17 / PAST 10 SEASONS

Berths	Team	Seasons
9	New England Patriots	2009-17
8	Green Bay Packers	2009-16
7	Pittsburgh Steelers	2008, 2010-11, 2014-17
6	Baltimore Ravens	2008-12, 2014
6	Atlanta Falcons	2008, 2010-12, 2016-17
6	Cincinnati Bengals	2009, 2011-15
6	Indianapolis Colts	2008-10, 2012-14
6	Seattle Seahawks	2010, 2012-16

RAVENS "20/20" CLUB

The "20/20 Club" includes members of the team's personnel staff who started with the Ravens as young assistants and grew into evaluators with more input. The term "20/20" refers to hiring 20-year-olds for \$20,000. But according to **Ozzie Newsome**: "The guys actually started when they were a little older than 20 and for more than \$20,000, but that's what we call them."

RAVENS "20/20 CLUB" GRADUATES / CURRENT SCOUTS

Name	Joined Ravens	Current Title
George Kokinis (Cle.)	1991	Senior Personnel Assistant
Eric DeCosta	1996	Assistant General Manager
Joe Hortiz	1998	Director of College Scouting
Chad Alexander	1999	Asst. Dir. of Pro Personnel
Mark Azevedo	2005	Northeast Area Scout
David Blackburn	2007	West Area Scout
Andrew Raphael	2013	Southeast Area Scout
Brandon Berning	2015	Midwest/SW Area Scout
Joey Cleary	2015	College & Pro Scout

UNDRAFTED GEMS

Undrafted rookies **LB Chris Board**, WR/RS Janarion Grant and CB Darius Williams made the Ravens' 2018 Week 1 roster. Their statuses marked the 15th-straight season a RFA has made Baltimore's roster, tying for the NFL's second-longest active streak.

CONSECUTIVE SEASONS W/ ROOKIE FA ON WEEK 1 ROSTER (Current NFL Streaks)

Rk.	Team	Seasons
1.	Indianapolis Colts	20
2.	Baltimore Ravens	15
	Denver, New England	15

ROOKIE FREE AGENTS

The Ravens have a history of unearthing rookie free agent gems. On their 2018 Week 13 roster, the Ravens have nine such players who were originally signed by the team as undrafted players.

ORIGINAL RAVENS ROOKIE FA SIGNINGS / 2018 ROSTER

2010: LS Morgan Cox	2016: G/C Matt Skura
2012: K Justin Tucker	2017: FB/DL Patrick Ricard
2014: T James Hurst	2018: LB Chris Board
2016: LB Patrick Onwuasor	2018: RB Gus Edwards
2016: DT Michael Pierce	

RAVENS FIND SUCCESS IN EVERY ROUND

1st → Jonathan Ogden ('96), Ray Lewis ('96), Peter Boulware ('97), Chris McAlister ('99), Jamal Lewis ('00), Todd Heap ('01), Ed Reed ('02), Terrell Suggs ('03), Haloti Ngata ('06), Joe Flacco ('08), Jimmy Smith ('11), C.J. Mosley ('14), Ronnie Stanley ('16), Marlon Humphrey ('17)

2nd → Jamie Sharper ('97), Ray Rice ('08), Torrey Smith ('11), Courtney Upshaw ('12), Kelechi Osemele ('12), Timmy Jernigan ('14)

3rd → Casey Rabach ('01), Marshal Yanda ('07), Lardarius Webb ('09), Brandon Williams ('13), Crockett Gillmore ('14)

4th → Edwin Mulitalo ('99), Jarret Johnson ('03), Le'Ron McClain ('07), Dennis Pitta ('10), Kyle Juszczyk ('13), Alex Lewis ('16), Tavon Young ('16)

5th → Jermaine Lewis ('96), Dawan Landry ('06), Arthur Jones ('10), Pernell McPhee ('11), Rick Wagner ('13), Matthew Judon ('16)

6th → Adalius Thomas ('00), Chester Taylor ('02), Sam Koch ('06), Haruki Nakamura ('08), Tyrod Taylor ('11), Maurice Canady ('16)

7th → DeAngelo Tyson ('12), Michael Campanaro ('14)

RFA → Mike Flynn ('97), Priest Holmes ('97), Will Demps ('02), Bart Scott ('02), Ma'ake Kemoeatu ('02), Jameel McClain ('08), Dannell Ellerbe ('09), Morgan Cox ('10), Justin Tucker ('12), James Hurst ('14), Zach Orr ('14), Patrick Onwuasor ('16), Michael Pierce ('16), Matt Skura ('16)



IRONMEN & TURNOVER NOTES

NFL IRONMEN

Among active NFL players, Ravens **P Sam Koch** (203) & **CB Brandon Carr** (171) each rank first at their respective positions for current streaks of most consecutive games played. Koch's streak also ranks as the longest in Ravens history.

CONSECUTIVE GAMES PLAYED / CURRENT NFL STREAKS

PUNTERS		CORNERBACKS	
1. Sam Koch (Bal.)	203	1. Brandon Carr (Bal.) . . .	171
2. Brett Kern (Ten.)	171	2. Patrick Peterson (Ari.) . .	123
3. Dustin Colquitt (KC)	163	3. Chris Harris (Den.)	105

CARR IS THE IRON HORSE

Ravens **CB Brandon Carr's** 171-consecutive *starts* rank as the NFL's longest active streak among defensive players, and it stands second overall among all NFL players.

NFL CONSECUTIVE GAMES STARTED / CURRENT STREAKS

Rk.	Player	Games
1.	Philip Rivers (LAC)	203
2.	Brandon Carr (Bal.)	171
3.	Glover Quin (Det.)	143
4.	Matt Ryan (Atl.)	142
5.	Patrick Peterson (Ari.)	123
	Matthew Stafford (Det.)	123
	Ryan Kerrigan (Was.)	123

RAVENS IRONMEN

RAVENS CONSECUTIVE GAMES PLAYED / CURRENT STREAKS

Rk.	Player	Games
1.	Sam Koch	203
2.	Justin Tucker	107
3.	Anthony Levine Sr.	91

RAVENS CONSECUTIVE GAMES PLAYED / ALL-TIME STREAKS

Rk.	Player	Games	Years
1.	Sam Koch	203	2006-present
2.	Jarret Johnson	129	2003-11
3.	Joe Flacco	122	2008-2015
4.	Peter Boulware	111	1997-2003
5.	Matt Stover	110	2002-08

BALTIMORE RAVENS MOST ALL-TIME GAMES PLAYED

Rk.	Player	Games	Years
1.	Ray Lewis	228	1996-2012
2.	Terrell Suggs	224	2003-present
3.	Matt Stover	207	1996-2008
4.	Sam Koch	203	2006-present
5.	Jonathan Ogden	177	1996-2007
6.	Joe Flacco	163	2008-present
7.	Ed Reed	160	2002-12
8.	Marshal Yanda	157	2007-present
9.	Jarret Johnson	143	2003-11
10.	Chris McAlister	135	1999-2008
	Haloti Ngata	135	2006-14
12.	Kelly Gregg	134	2001-10
13.	Mike Flynn	133	1998-2007
	Todd Heap	133	2001-10

TURNOVER MARGIN SINCE 2008

Since **John Harbaugh's** 2008 Baltimore arrival, the Ravens have produced the NFL's sixth-best turnover differential (+40).

NFL's TOP TURNOVER DIFFERENTIALS (Since 2008 / John Harbaugh Era)

Rk.	Team	Takeaways	Giveaways	Turnover Diff.
1.	New England	297	169	+128
2.	Green Bay	291	198	+93
3.	Kansas City	274	221	+53
4.	Seattle	274	223	+51
5.	Carolina	296	255	+41
6.	Baltimore	274	234	+40
7.	Atlanta	257	224	+33

* Ravens (+17) ranked No. 1 in the NFL in 2017.

TURNOVERS AT HOME

Baltimore owns a +53 differential *at home* during the **John Harbaugh** Era, ranking as the league's third-best mark.

NFL's TOP TURNOVER DIFFERENTIALS / AT HOME (Since 2008 / John Harbaugh Era)

Rk.	Team	Takeaways	Giveaways	Turnover Diff.
1.	Green Bay	164	86	+78
2.	New England	156	82	+74
3.	Baltimore	153	100	+53
4.	Seattle	151	105	+46

TURNOVER TABLE SINCE 2000

Year	TA/TO	Plus/Minus	Record
2018	8/14	-6	6-5
2017	34/17	+17	9-7
2016	28/23	+5	8-8
2015	14/28	-14	5-11
2014	22/20	+2	10-6
2013	24/29	-5	8-8
2012	25/16	+9	10-6
2011	26/24	+2	12-4
2010	27/20	+7	12-4
2009	32/22	+10	9-7
2008	34/21	+13	11-5
2007	23/40	-17	5-11
2006	40/23	+17	13-3
2005	26/36	-10	6-10
2004	34/23	+11	9-7
2003	41/38	+3	10-6
2002	31/32	-1	7-9
2001	28/36	-8	10-6
2000	49/26	+23	12-4
Total	546/488	+58	172-127

RAVENS ARE...

Since 2000, here are the Ravens' records in a game:
 When turnover ratio is +2 or better 76-5
 When turnover ratio is +1 or better 111-17
 When turnover ratio is even 30-23
 When turnover ratio is negative 30-85

Note: Since 2000, the Ravens are 76-5 when posting at least a +2 turnover margin, with the only losses coming in 2010 (23-20 OT at NE), 2012 (24-23 at Phi.), 2014 (34-33 vs. SD) and 2016 (27-23 at NYG & 30-23 at NE).



THAT M&T MAGIC



AT HOME UNDER HARBAUGH

Under **John Harbaugh** (since 2008) the Ravens own the NFL's third-best home winning pct. (.733), going 63-23 at M&T Bank Stadium.

NFL'S BEST REGULAR SEASON HOME RECORDS (John Harbaugh Era / Since 2008)

Rk.	Team	Record	Pct.
1.	New England Patriots	73-12	.859
2.	Green Bay Packers	63-20-2	.753
3.	Baltimore Ravens	63-23	.733
4.	Pittsburgh Steelers	61-24	.718
5.	New Orleans Saints	60-26	.698

RAVENS STRONG AT HOME

Simply put, the Ravens have been strong at home since the day they arrived in Baltimore. Below are the Ravens' respective home records and corresponding NFL rankings during several periods.

RAVENS HOME RECORDS / NFL RANKINGS

Time Period (Milestone)	Record	NFL Rank
Since 2010 (Past Eight-plus Seasons)	51-19	3
Since 2008 (John Harbaugh's Arrival)	63-23	3
Since 2000 (First Super Bowl Season)	109-41	2
Since 1998 (M&T Bank Stadium Opened)	117-49	3
Since 1996 (Team's Inception)	124-57-1	5

AT HOME, RAVENS ARE...

- Under head coach **John Harbaugh**, the Ravens are 20-4 in November home games, producing the NFL's best such record. The Ravens have won 18 of their past 21 home games during the month.
- Baltimore is 8-1 at home in November against AFC North foes under Harbaugh. Overall under Harbaugh, the Ravens are 22-10 in home games played against AFC North foes.
- Under Harbaugh (since 2008), Baltimore has gone 16-5 against NFC teams at M&T Bank Stadium, producing the third-best home record by an AFC squad vs. the "other" conference. (Den. & Pit. are 17-5.)
- Under Harbaugh, the Ravens are 17-2 in September home games. The Ravens have won 20 of their past 22 home games in the month of September (dating back to 2006).
- The Ravens are 16-8 at home in the month of December under Harbaugh and 36-16 in such games during their history.
- Baltimore has won 17 of its last 24 home games vs. AFC North foes.
- Baltimore has won 19 of its last 24 home games vs. NFC teams.
- The Ravens are 13-3 at home all time against teams from the *West Coast* (Oak. – 6-1, SD – 3-1, SF – 2-0 and Sea. – 2-1).
- In their history, the Ravens have hosted 18 games when the temperature was below 40 degrees. Baltimore is 15-3 in these games.

TOP "D" AT HOME

Baltimore has permitted an NFL-best 16.6 ppg at home during the **John Harbaugh** Era. Under "Harbs," the Ravens are 30-0 at home when allowing 10 points or fewer. In 19 of those games, the Ravens gave up no more than 7 points.

FEWEST POINTS/GAME ALLOWED AT HOME (Since 2008)

Rk.	Team	PPG
1.	Baltimore	16.6
2.	Seattle	18.4
3.	New England	18.7

RAVENS DEFENSE AT HOME (SINCE 2008)



Points Per Game Allowed (NFL's Fewest)



Opponent Passer Rating (NFL's Best)



Yards Per Game Allowed (NFL's Best)

M&T BANK STADIUM FAST FACTS

- ✓ Dating back to 2008, the Ravens have outscored opponents 2,159 to 1,429 at home. In their 63 wins during this span, the margin of victory has been a strong 14.4 points per game.
- ✓ The Ravens own a +730 point differential at home under John Harbaugh, ranking No. 3 in the NFL (NE is +1,048 & GB is +800).
- ✓ In the 47-3 Week 1 win over Buffalo, Baltimore allowed 3 or fewer points at home for the fifth time under John Harbaugh.

QUITE THE HOME HISTORY

The Ravens' "D" has been stout at home for many seasons. Since 2003, Baltimore ranks first in fewest points allowed per game (16.4) among home teams. The Ravens have also registered the top mark in terms of fewest yards allowed per game (292.5).

BEST NFL DEFENSES AT HOME / SINCE 2003

TOTAL DEFENSE (Fewest Yards Allowed)

1.	Baltimore	292.5
2.	Pittsburgh	298.6
3.	Seattle	310.3

POINTS PER GAME (Fewest Allowed)

1.	Baltimore	16.4
2.	New England	17.2
3.	Seattle	18.0

INTERCEPTIONS (Most in NFL)

1.	Cincinnati	154
2.	Baltimore	153
3.	GB/NE	151

SACKS (Most in NFL)

1.	Minnesota	352
2.	Baltimore	335
3.	Pittsburgh	328



ALL-TIME RESULTS / TRENDS

RAVENS ALL-TIME RECORDS

	<u>Overall Record</u>	<u>Home</u>	<u>Away</u>
Overall	196-166-1	124-57-1	72-109
In M&T Bank Stadium (since 1998)	117-49	117-49	n/a
Coached by Ted Marchibroda	16-31-1	11-12-1	5-19
Coached by Brian Billick	80-64	50-22	30-42
Coached by John Harbaugh	100-71	63-23	37-48
vs. AFC Teams	153-128	97-50	56-78
vs. AFC North	57-44	34-16	23-28
vs. AFC Central (1996-2001)	26-28	13-14	13-14
vs. AFC East	23-21	17-5	6-16
vs. AFC South	18-17	12-5	6-12
vs. AFC West	25-18	17-7	8-11
vs. NFC Teams	48-39-1	32-10-1	16-29
vs. NFC North	8-8	6-2	2-6
vs. NFC Central (1996-2001)	3-5	3-1	0-4
vs. NFC East	13-9-1	8-2-1	5-7
vs. NFC South	10-8	5-4	5-4
vs. NFC West	14-9	10-1	4-8
On Monday Night Football	12-11	5-2	7-9
On Thursday Night Football	7-5	6-1	1-4
On Saturday	3-1	2-0	1-1
In Overtime	12-12-1	7-4-1	5-8
Ravens Shutout Wins	14-0	6-0	8-0
In Season Openers	12-11	8-4	4-7
Indoors	6-15	n/a	6-15
Note: Baltimore has played in Houston's Reliant/NRG Stadium five times (3-2), Indy's Lucas Oil Stadium twice (0-2) and Dallas' Texas Stadium once (1-0). Three of those games at Reliant Stadium (12/13/10, 10/21/12 & 12/21/14) came when the roof was closed, meaning those games were "indoors," while the other games listed are considered "outdoors" due to open roofs.			
In August	0-1	0-1	0-0
In September	48-30	31-7	17-23
In October	36-52	19-20	17-32
In November	57-39-1	35-13-1	22-26
In December	50-40	36-16	14-24
In January	5-4	3-0	2-4

RAVENS RESULTS WHEN...

<u>Team</u>	<u>Since 2000</u>	<u>Since 2008</u>	<u>2018</u>
Record	172-127	100-71	6-5
vs. AFC North (since 2002)	57-44	39-26	2-3
vs. AFC	131-95	77-52	6-3
vs. NFC	41-32	23-19	0-2
Home	109-41	64-23	4-2
Away	63-86	37-48	2-3
On grass	82-69	44-33	6-4
Artificial turf	90-58	56-38	0-1
Outdoors	167-115	94-63	6-5
Indoors	5-12	4-7	0-0
September	40-23	25-12	3-1
October	33-41	17-25	1-3
November	52-27	32-13	2-1
December	42-33	23-19	0-0
January	5-3	3-2	0-0
Leading at halftime	135-24	80-18	5-1
Trailing at halftime	27-90	14-48	0-4
Tied at halftime	10-13	6-5	1-0
Tied after 3 quarters	4-6	2-2	1-0
Leading After 3 quarters	146-18	88-16	5-1
Trailing after 3 quarters	23-102	10-56	0-4
Decided by 7 points or less	71-70	40-46	1-3
Decided by 3 points or less	40-40	24-26	1-2
When scoring first	120-39	74-24	4-4
When not scoring first	53-88	26-47	2-1
Positive or even turnover ratio	142-41	78-29	3-2
Negative turnover ratio	30-86	22-42	3-3
Winning penalty ratio	78-53	47-27	3-4
Losing penalty ratio	82-64	45-36	3-1
Overtime	9-10	6-7	0-1
When returning a KOR for a TD	5-3	5-2	0-0
When returning a PR for a TD	9-3	5-1	1-0

<u>Offense</u>	<u>Since 2000</u>	<u>Since 2008</u>	<u>2018</u>
Scoring 20 or more points	134-46	33-31	6-3
Scoring 30 or more points	57-7	37-5	2-0
Having 20 or more first downs	79-49	57-30	6-4
Totaling 350 or more net yards	79-41	54-26	5-3
At least 35 minutes time of poss.	45-7	25-5	4-0
Rushing for 150 or more yards	55-14	30-6	2-0
When not throwing an INT	94-22	56-15	2-2
With a 100-yard rusher	54-21	26-8	2-0
Without a 100-yard rusher	118-106	74-63	4-5
With a 100-yard receiver	38-23	25-16	1-1
Without a 100-yard receiver	134-104	75-55	5-4
With a 300-yard passer	22-19	19-14	1-1
Without a 300-yard passer	150-108	81-57	5-4
<u>Defense</u>	<u>Since 2000</u>	<u>Since 2008</u>	<u>2018</u>
When scoring a defensive TD	43-7	21-5	1-0
When returning an INT for a TD	33-3	15-2	0-0
When returning a fumble for a TD	10-4	6-3	1-0
Recording 3 or more sacks	94-38	48-24	4-1
Holding opp. under 250 net yards	51-6	35-6	3-0
Holding opp. under 21 points	138-36	82-15	5-1
Holding opp. under 15 points	108-16	60-7	4-1
Allowing a 100-yard rusher	17-28	10-17	0-1
Not allowing a 100-yard rusher	154-100	90-54	6-4
Allowing a 100-yard receiver	35-39	18-23	0-0
Not allowing a 100-yard receiver	138-87	82-48	6-5
Allowing a 300-yard passer	22-26	14-18	0-1
Not allowing a 300-yard passer	149-101	86-53	6-4

TERRELL SUGGS NOTES



55 SUGGS
16TH SEASON
7 PRO BOWLS
2011 NFL DPOY
6-3, 265
OUTSIDE LINEBACKER

SUGGS SIZZLES

OLB Terrell Suggs, the 2011 DPOY and Ravens' all-time sacks leader (131), has 5.5 QB drops this season. In Week 12's win over Oakland, Suggs (age 36) scored a 43-yard FR-TD, becoming the second-oldest player in league history with a FR-TD of at least 40 yards (Sam Mills, 41 yards at age 36 in 1996).

RAVENS ALL-TIME SACKS

Rk.	Player (Years)	Sacks
1.	Terrell Suggs (2003-18)	131.0
2.	Peter Boulware (1997-2005)	70.0
3.	Michael McCrary (1997-2002)	51.0
4.	Ray Lewis (1996-2012)	41.5
5.	Adalius Thomas (2000-06)	38.5

RAVENS ALL-TIME TACKLES

Rk.	Player (Years)	Tackles
1.	Ray Lewis (1996-2012)	2,643
2.	Terrell Suggs (2003-18)	930
3.	Kelly Gregg (2001-10)	721
4.	Ed Reed (2002-12)	661
5.	C.J. Mosley (2014-18)	541
6.	Haloti Ngata (2006-14)	528

*"It's a no-brainer. He's such a phenomenal football player and leader. Everything he brings to the game of football is special."
 – Ben Roethlisberger, Steelers QB, on if Terrell Suggs should be a Hall of Fame player*

SUGGS' STANDINGS

SUGGS' CAREER SACKS (Most vs. a Single Team)

1. Cleveland Browns 19
2. Pittsburgh Steelers 15
3. Cincinnati Bengals 12.5
4. Miami Dolphins 8.5

Note: Including playoffs, Suggs has totaled 20 sacks vs. Pittsburgh.

RAVENS SACKS LEADERS (2018 Season)

1. Matthew Judon 6
2. **Terrell Suggs** **5.5**
- Za'Darius Smith 5.5
4. Kenny Young 2.5
5. Patrick Onwuasor 2
- T. Williams, T. Young 2

RAVENS SACKS LEADERS (Single-Season Records)

1. Elvis Dumervil (2014) 17
2. Peter Boulware (2001) 15
3. Michael McCrary (1998) .. 14.5
4. **Terrell Suggs (2011)** **14**
5. Trevor Pryce (2006) 13
6. **Terrell Suggs (2014, 2003)** .. **12**

RAVENS FORCED FUMBLES (Career Leaders)

1. **Terrell Suggs** **37**
2. Ray Lewis 20
3. Adalius Thomas 17
4. Peter Boulware 13
5. Ed Reed 11
6. Jarret Johnson 9

ALL-TIME NFL SACK LEADERS

OLB Terrell Suggs' 131 career sacks rank second among active players and stand as the 15th most in NFL history.

NFL SACKS LEADERS / ALL TIME

Rk.	Player	Sacks
1.	Bruce Smith*	200.0
2.	Reggie White*	198.0
3.	Kevin Greene*	160.0
4.	Julius Peppers (active) ..	158.5
5.	Chris Doleman*	150.5
6.	Michael Strahan*.....	141.5
7.	Jason Taylor*	139.5
8.	DeMarcus Ware.....	138.5
9.	Richard Dent*	137.5
	John Randle*	137.5
11.	Jared Allen	136.0
12.	John Abraham	133.5
13.	Leslie O'Neal	132.5
	Lawrence Taylor*.....	132.5
15.	Terrell Suggs (active) . . .	131.0
16.	Rickey Jackson*	128.0
17.	Derrick Thomas*	126.5

* Pro Football Hall of Famer



Suggs' Career Sacks
(15th All Time)



Defenders w/ Most Sacks for a Franchise

Bruce Smith (Buf.).....	171
Michael Strahan (NYG) ...	141.5
Lawrence Taylor (NYG)....	132.5
Terrell Suggs (Bal.)	131
Jason Taylor (Mia.).....	131

A PLAYOFF PERFORMER

OLB Terrell Suggs has posted 12.5 sacks in the playoffs, producing a mark that ranks third in all-time NFL postseason history.

NFL POSTSEASON SACKS LEADERS / ALL TIME

Rk.	Player	Sacks	Yards
1.	Willie McGinest	16.0	113.5
2.	Bruce Smith	14.5	109.5
3.	Terrell Suggs	12.5	79.0

VETERAN DEFENDERS

MOST REGULAR SEASON GAMES PLAYED (Active NFL Defenders)

Rk.	Player (Year Entered NFL)	Games
1.	DE Julius Peppers (2002)	261
2.	OLB Terrell Suggs (2003)	224
3.	S Mike Adams (2004)	217

SUGGS A STRIP-SACK ARTIST

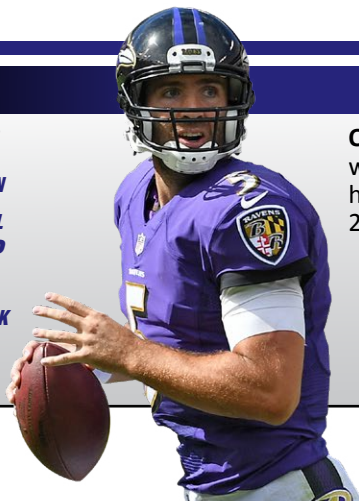
MOST CAREER STRIP-SACKS (Active NFL Defenders)

Rk.	Players	Strip-Sacks
1.	Julius Peppers (Car.)	39
2.	Terrell Suggs (Bal.)	31

Note: Suggs tallied 4 strip-sacks in 2017.

- ✓ *The Ravens are 75-32 all time when Suggs records at least a half-sack, 20-1 when he tallies 2-or-more sacks and 5-0 when he has 3 sacks.*
- ✓ *Suggs is the only active NFL player with 900 tackles, 100 sacks & 30 FFs.*

JOE FLACCO NOTES



THE FRANCHISE QUARTERBACK

5 FLACCO

11TH SEASON

SUPER BOWL
XLVII MVP

6-6, 245
QUARTERBACK

QB Joe Flacco is the Ravens' all-time leading passer in every major category. Flacco, who led Baltimore to a Super Bowl XLVII victory in 2012 (and earned game MVP honors), is in his 11th NFL campaign. In nine games this season, Flacco has completed 232 of 379 passes (61.2%) for 2,465 yards, 12 TDs and 6 INTs (84.2 rating).

RAVENS CAREER PASSING LEADERS

Rk.	Player	G	Att	Cmp	Pct	Yards	TDs	INTs	Rate
1.	Joe Flacco	163	5,670	3,499	61.7	38,245	212	136	84.1
2.	Kyle Boller	53	1,311	746	56.9	7,846	45	44	71.9
3.	V. Testaverde	29	1,019	596	58.5	7,148	51	34	82.8

PLAYOFF PERFECTION

Super Bowl XLVII MVP QB Joe Flacco was masterful during the Ravens' 2012 playoff run, completing 73 of 126 passes for 1,140 yards, 11 TDs and 0 INTs to produce a 117.2 passer rating. Flacco joined Hall of Fame QB Joe Montana (1989) as the only players to produce 11 TDs and 0 INTs during an NFL postseason.

JOE FLACCO STATISTICS / 2012 PLAYOFFS

Game (Opp./Rd.)	Cmp-Att	Pct.	Yards	TDs	INTs	Rate
1/06/13 vs. Ind. (WC)	12-23	52.2	282	2	0	125.6
1/12/13 at Den. (Div.)	18-34	52.9	331	3	0	116.2
1/20/13 at NE (AFC)	21-36	58.3	240	3	0	106.3
2/03/13 at SF (SB)	22-33	66.6	287	3	0	124.2
Totals (Record: 4-0)	73-126	57.9	1,140	11	0	117.2

FLACCO POSTSEASON QUICK HITS

- ✓ Flacco, Joe Montana (1989) and Kurt Warner (2008) are the only QBs in NFL history to throw 11 TDs in a single postseason. Neither Flacco nor Montana threw an INT.
- ✓ In the Ravens' last 10 playoff games (since 2010), Flacco is 196-of-327 for 2,563 yards, 24 TDs and 4 INTs (104.1 rating). He has led the Ravens to a 7-3 record in these contests.
- ✓ In Baltimore's last six playoff games (5-1 record), Flacco has thrown 17 TDs and 2 INTs. Completing 119 of 200 passes for 1,691 yards, he owns a magnificent 111.1 QB rating.
- ✓ Flacco has thrown at least 2 TDs in eight-straight playoff games, marking the longest streak in NFL postseason history.

QUARTERBACK WINS

MOST TOTAL WINS BY QBs (Includes Playoffs / Since 2008)

Rk.	Player	Record
1.	Tom Brady	131-41
2.	Drew Brees	111-68
	Ben Roethlisberger	111-56-1
4.	Aaron Rodgers	107-61-1
5.	Joe Flacco	106-72

MOST REGULAR SEASON WINS BY QBs (First SEVEN Seasons / NFL History)

Rk.	Player	Wins
1.	Joe Flacco (2008-14)	72
2.	Tom Brady (2000-06)	70
3.	Ben Roethlisberger (2004-10)	69

MOST REGULAR SEASON WINS BY QBs (First EIGHT Seasons / NFL History)

Rk.	Player	Wins
1.	Tom Brady (2000-07)	86
2.	Ben Roethlisberger (2004-11)	80
	Peyton Manning (1998-2005)	80
4.	Jim Kelly (1986-93)	76
5.	Joe Flacco (2008-15)	75

MOST REGULAR SEASON WINS BY QBs (First NINE Seasons / NFL History)

Rk.	Player	Wins
1.	Peyton Manning (1998-2006)	92
2.	Tom Brady (2000-08)	87
	Ben Roethlisberger (2004-12)	87
4.	Matt Ryan (2008-16)	85
5.	Joe Flacco (2008-16)	83
	Jim Kelly (1986-94)	83

QB PLAYOFF VICTORIES

PLAYOFF WINS (ACTIVE QBs / SINCE 2008)

1.	Tom Brady	13
2.	Joe Flacco	10
3.	Aaron Rodgers	9
4.	Ben Roethlisberger	8
	Russell Wilson	8

ROAD PLAYOFF WINS (BY QBs / NFL HISTORY)

1.	Joe Flacco	7
2.	E. Manning, A. Rodgers	5
	B. Roethlisberger	5
5.	L. Dawson, J. Delhomme	4
	M. Sanchez, R. Staubach	4

QB/HC DUOS

MOST REGULAR SEASON STARTS BY A QUARTERBACK / ENTIRE CAREER WITH SAME HEAD COACH (NFL History)

Rk.	Quarterback/Head Coach (Years)	Starts
1.	Tom Brady/Bill Belichick (2001-present)	262
2.	Joe Flacco/John Harbaugh (2008-present)	163
3.	Terry Bradshaw/Chuck Knoll (1970-83)	158

FLACCO AT HOME

13-1

Touchdowns to interceptions ratio for QB Joe Flacco in his last nine home games. He has a 93.1 rating, completing 63.8% of his passes and averaging 216.6 yards per game.

90.5

Career passer rating for QB Joe Flacco in 81 career home games (60-21), averaging 240 passing yards per contest, with 116 TDs and 52 INTs, and producing 7.15 yards per attempt.



JOE FLACCO NOTES

JOE'S RAVENS PASSING RECORDS

300-YARD PASSING GAMES (Ravens Single Seasons)

Rk.	Player (Year)	Games
1.	Joe Flacco (2015)	5
	Joe Flacco (2014)	5
	Joe Flacco (2012)	5
	Vinny Testaverde (1996)	5
5.	Joe Flacco (2016, 2011)	4

300-YARD PASSING GAMES (Ravens Career History)

Rk.	Player (Year)	Games
1.	Joe Flacco (2008-18)	32
2.	Vinny Testaverde (1996-97)	8
3.	Steve McNair (2006-07)	2
	Jeff Blake (2002)	2
	Eric Zeier (1996-97)	2

MOST PASSES WITHOUT AN INT (Ravens History)

Rk.	Player (Year)	Passes
1.	Joe Flacco (2016)	176
2.	Eric Zeier (1997-98)	175
3.	Steve McNair (2006)	162
4.	Joe Flacco (2010)	137
5.	Joe Flacco (2014, 2012)	126

MORE RAVENS RECORDS

RAVENS SINGLE-GAME PASSING YARDS

Yards	Player	(Opp./Date)
429	Vinny Testaverde	vs. STL, 10/27/96
389	Joe Flacco	at STL, 9/25/11
385	Joe Flacco	at Min., 10/18/09
384	Joe Flacco	at Oak., 9/20/15
382	Joe Flacco	vs. NE, 9/23/12

RAVENS SINGLE-SEASON PASSING YARDS

Rk.	Player (Year)	Cmp-Att	Pct.	Yards	TD	INT	Rate
1.	Joe Flacco ('16)	436-672	64.9	4,317	20	15	83.5
2.	V. Testaverde ('96)	325-549	59.2	4,177	33	19	88.7
3.	Joe Flacco ('14)	344-554	62.0	3,986	27	12	91.0
4.	Joe Flacco ('13)	362-614	59.0	3,912	19	22	73.1
5.	Joe Flacco ('12)	317-531	59.7	3,817	22	10	87.7

QUARTERBACK IRONMEN

MOST CONSECUTIVE STARTS / QUARTERBACKS / NFL HISTORY

Rk.	Player (Years)	Games
1.	Brett Favre (1992-2010)	297
2.	Eli Manning (2004-17)	210
3.	Peyton Manning (1998-2011)	208
4.	Philip Rivers (2006-present)	203
5.	Matt Ryan (2009-present)	142
6.	Matthew Stafford (2011-present)	123
7.	Joe Flacco (2008-15)	122

2018 PASSING YARDS

QB Joe Flacco's passing yards (2,465) this season mark the second most (2,492 in 2015) he's ever produced through a season's first nine games. (Flacco was out for Weeks 11 & 12 with a hip injury, his first missed games since 2015.)

RAVENS RECORD & FLACCO...

With 300 passing yards	19-13	With at least a 100 QB rating . . .	42-6	vs. AFC North	36-25	In October	17-25
With 3-or-more TD passes	14-3	With at least a 110 QB rating . . .	23-3	vs. AFC	73-49	In November	29-13
When not throwing an INT	57-16	When not sacked	19-6	vs. NFC	23-18	In December/January	25-17
With at least 4 comps. 25+ yards . .	9-4	Playing in < 40 degree weather . .	12-8	In September	25-12	In season's final four games . .	22-14

GAME-WINNING DRIVES: 26 (24 REGULAR SEASON & 2 PLAYOFFS)

GAME-WINNING DRIVES IN FOURTH QUARTER OR OVERTIME (26 TOTAL)

Date/Opp.	Drive Length	Scoring Play	Time Left	Score
11/02/08 at Cle.	5 plays, 59 yards in 1:54	Stover 22-yard field goal	5:36	30-27
01/10/09 at Ten. (Div.)	9 plays, 51 yards in 3:30	Stover 43-yard field goal	0:53	13-10
09/13/09 vs. KC	8 plays, 74 yards in 3:15	Clayton 31-yard pass from Flacco	2:06	38-24
11/29/09 vs. Pit.	6 plays, 17 yards in 3:23	Cundiff 29-yard field goal	6:42 (OT)	20-17
09/26/10 vs. Cle.	10 plays, 69 yards in 5:41	Boldin 27-yard pass from Flacco	9:13	21-17
10/03/10 at Pit.	4 plays, 40 yards in 0:36	Houshmandzadeh 18-yard pass from Flacco	0:32	17-14
10/24/10 vs. Buf.	4 plays, 9 yards in 1:58	Cundiff 38-yard field goal	10:54 (OT)	37-34
12/19/10 vs. NO	5 plays, 66 yards in 1:31	Cundiff 32-yard field goal	10:03	27-24 (30-24 final)
10/30/11 vs. Ari.	5 plays, 37 yards in 0:52	Cundiff 25-yard field goal	0:00	30-27
11/06/11 at Pit.	13 plays, 92 yards in 2:16	T. Smith 26-yard pass from Flacco	0:08	23-20
11/24/11 vs. SF	16 plays, 76 yards in 7:34	Pitta 8-yard pass from Flacco	14:56	13-6 (16-6 final)
09/23/12 vs. NE	7 plays, 70 yards in 1:55	Tucker 27-yard field goal	0:00	31-30
11/04/12 at Cle.	9 plays, 81 yards in 4:22	T. Smith 19-yard pass from Flacco	4:26	22-15 (25-15 final)
11/25/12 at SD	12 plays, 40 yards in 3:09	Tucker 38-yard field goal	0:00	13-13
	12 plays, 69 yards in 3:49	Tucker 38-yard field goal	1:07 (OT)	16-13
01/12/13 at Den. (Div.)	3 plays, 77 yards in :38	J. Jones 70-yard pass from Flacco	0:31	35-35
	6 plays, 16 yards in 2:33	Tucker 47-yard field goal	13:18 (2OT)	38-35
10/06/13 at Mia.	7 plays, 34 yards in 2:25	Tucker 44-yard field goal	1:42	26-23
11/10/13 vs. Cin.	8 plays, 28 yards in 4:34	Tucker 46-yard field goal	5:27 (OT)	20-17
12/08/13 vs. Min.	5 plays, 80 yards in 0:41	M. Brown 9-yard pass from Flacco	0:04	29-26
12/16/13 at Det.	7 plays, 24 yards in 1:43	Tucker 61-yard field goal	0:38	18-16
09/21/14 at Cle.	6 plays, 37 yards in 1:58	Tucker 32-yard field goal	0:00	23-21
12/28/14 vs. Cle.	2 plays, 69 yards in :50	T. Smith 16-yard pass from Flacco	7:33	13-10 (20-10 final)
10/01/15 at Pit.	7 plays, 45 yards in :58	J. Tucker 42-yard field goal	0:03	20-20
	8 plays, 32 yards in 4:33	J. Tucker 52-yard field goal	5:08 (OT)	23-20
11/01/15 vs. SD	9 plays, 59 yards in 2:27	J. Tucker 39-yard field goal	0:00	29-26
11/22/15 vs. STL	5 plays, 12 yards in :54	J. Tucker 47-yard field goal	0:00	16-13
09/18/16 at Cle.	5 plays, 27 yards in 2:35	J. Tucker 49-yard field goal	11:19	22-20 (25-20 final)
09/25/16 at Jax.	8 plays, 22 yards in 1:57	J. Tucker 54-yard field goal	1:02	19-17



C.J. MOSLEY NOTES

AN ELITE PAIR

NFL DEFENDERS W/ 500 TACKLES, 8 INTs & 8 SACKS
(Since 2014)

Player (Team)	Tackles	INTs	Sacks
Luke Kuechly (Car.)	593	10	9.5
C.J. Mosley (Bal.)	541	8	8.0



57 MOSLEY
5TH SEASON
3 PRO BOWLS
6-2, 250
INSIDE LINEBACKER

C.J.'s STOPS

LB **C.J. Mosley**, Baltimore's 2014 first-round draft pick and a three-time Pro Bowler (including in 2017), owns the NFL's fifth-most total tackles (541) over the past five seasons.

NFL'S TACKLE LEADERS (Since 2014)

Rk.	Player (Team)	Tackles
1.	Bobby Wagner (Sea.)	603
2.	Luke Kuechly (Car.)	593
3.	Lavonte David (TB)	552
4.	Preston Brown (Cin.)	546
5.	C.J. Mosley (Bal.)	541
6.	Telvin Smith Sr. (Jax.)	535
7.	Demario Davis (NO)	514
8.	K.J. Wright (Sea.)	470
9.	Avery Williamson (NYJ)	459
10.	Three Players	452

A TACKLE MACHINE

In Week 7 vs. NO, LB **C.J. Mosley** surpassed the 500-tackle milestone by posting a career-high 16 stops. He now has 541 tackles, ranking fifth most in franchise history.

RAVENS TACKLES LEADERS / FRANCHISE HISTORY

Rk.	Player (Years)	Tackles
1.	Ray Lewis (1996-2012)	2,643
2.	Terrell Suggs (2003-present)	930
3.	Kelly Gregg (2001-10)	721
4.	Ed Reed (2002-12)	661
5.	C.J. Mosley (2014-present)	541
6.	Haloti Ngata (2006-14)	528
7.	Jarret Johnson (2003-11)	523
8.	Jamie Sharper (1997-2001)	522

MOSLEY QUICK HITS

- ✓ In 2017, LB **C.J. Mosley** tallied 132 total tackles, 11 TFL, 2 INTs (1 for a 63-yard TD), 1 sack, 3 FRs and 3 FFs to earn his third Pro Bowl honor.
- ✓ Mosley was the NFL's only player with at least 125 tackles, 3 sacks and 2 INTs in 2014, when he finished second to DT Aaron Donald in the 2014 NFL Defensive Rookie of the Year voting.
- ✓ Mosley (2014), Daryl Smith (2013) & Ray Lewis (1998, 1999, 2000 & 2001) are the only Raven defenders to register at least 115 tackles, 3 sacks and 2 INTs in a single season.
- ✓ Mosley is the first-ever Ravens rookie to earn Pro Bowl honors (2014).

541

Total Tackles
NFL's Fifth Most
Since 2014

72

Total Tackles
Ravens Most
in 2018

3

2017 NFL Defenders
w/ 120 tackles, 10 TFL, 2 INTs & 1 sack
(Mosley, Deion Jones & Bobby Wagner)

16

Career-High Tackles
by Mosley in Week 7's
2018 Game vs. NO

'BACKER THEFTS

LB **C.J. Mosley** has produced the NFL's second-most INTs by a linebacker (8, tied) since he entered the NFL in 2014. Mosley had 2 thefts in 2017, including a 63-yard pick-6 in Week 8 vs. the Dolphins.

INTS / NFL LINEBACKERS (Since 2014)

1.	Luke Kuechly (Car.)	10
2.	C.J. Mosley (Bal.)	8
	Telvin Smith Sr.	8
4.	Six Players	7
9.	Three Players	6

INTS / RAVENS LINEBACKERS (All-Time Career Leaders)

1.	Ray Lewis	31
2.	C.J. Mosley	8
3.	Terrell Suggs	7
4.	Adalius Thomas	6
5.	Daryl Smith	5

INTS / RAVENS LINEBACKERS (Single-Season History)

1.	Ray Lewis (2003)	6
2.	C.J. Mosley (2016)	4
3.	Zachary Orr (2016)	3
	Ray Lewis (3 times)	3
	Daryl Smith (2013)	3



YANDA, B. WILLIAMS & JUDON NOTES

73 YANDA
12TH SEASON
6 PRO BOWLS
6-3, 305
GUARD



STANDING GUARD

G Marshal Yanda, considered one of the greatest players to ever wear a Ravens uniform and an elite NFL lineman, has been to six-career Pro Bowls, which stand fifth in franchise history. Only four active NFL O-linemen have played in more games than Yanda, who currently sits at 157 games during his 12-year career.

MOST PRO BOWLS (Ravens History)

LB Ray Lewis	13
T Jonathan Ogden	11
S Ed Reed	9
OLB Terrell Suggs	7
G Marshal Yanda	6

MOST GAMES PLAYED (Active NFL O-Linemen)

T Andrew Whitworth (LAR) . .	194
T Jason Peters (Phi.)	187
T Donald Penn (Oak.)	178
T Joe Staley (SF)	169
G Marshal Yanda (Bal.) . .	157

*“Only the elite of the elite guards earn serious Hall of Fame consideration. Yanda belongs in that realm.”
– Childs Walker, The Baltimore Sun*

PERENNIAL PRO BOWLER

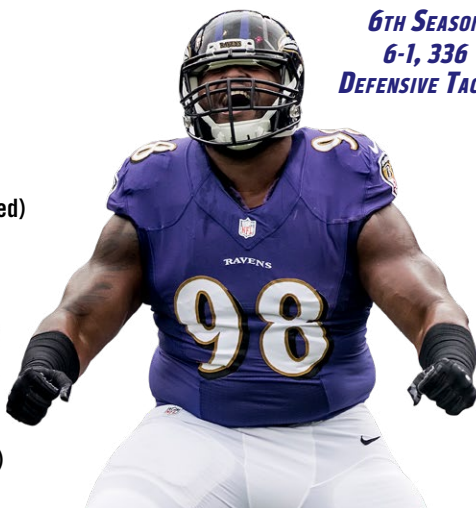
- ✓ 2016 marked the sixth-straight Pro Bowl invitation for **G Marshal Yanda**. (Yanda missed the final 14 games of 2017 with a broken ankle.)
- ✓ The 12-year veteran has played in 157 games (146 starts) during his career, ranking as the second-most games played among offensive linemen in Ravens history (Jonathan Ogden – 177).
- ✓ Prior to the 2015 campaign, Ravens’ season ticket holders voted Yanda as one of the Top 10 players in the franchise’s 20-year existence.

MOST PRO BOWL SELECTIONS (Active NFL Offensive Linemen)

Rk.	Player (Team)	Pro Bowls
1.	T Jason Peters (Phi.)	9
2.	G Marshal Yanda (Bal.)	6
	C Maurkice Pouncey (Pit.)	6
	T Joe Staley (SF)	6
	T Trent Williams (Was.)	6

3
Ravens 2018 Run
Defense Ranking
(92.1 Rush YPG Allowed)

6
Ravens 2018
Rushing Average
(3.88 YPC Allowed)



98 WILLIAMS
6TH SEASON
6-1, 336
DEFENSIVE TACKLE

6
Sacks in 2018
First on the Team

14
Sacks Since 2017
Second on the Team

25
Team-High Tackles for
Loss since 2017
(Terrell Suggs is 2nd w/ 21)



99 JUDON
3RD SEASON
6-3, 261
OLB

WILLIAMS ANCHORS RUN “D”

DT Brandon Williams is one of the NFL’s top D-linemen, helping Baltimore regularly produce a dominant run defense. Dating back to 2014, when Williams became a full-time starter, Baltimore has been especially stout against opposing ground games.

RUSHING YPG ALLOWED (Since 2014)

1. Carolina Panthers 95.2
2. Seattle Seahawks 96.7
- 3. Baltimore Ravens 97.3**
4. Pittsburgh Steelers 99.7
5. Denver Broncos 99.8

RUSHING AVG. YPC ALLOWED (Since 2014)

1. Denver Broncos 3.83
2. Seattle Seahawks 3.84
- 3. Baltimore Ravens 3.86**
4. New York Jets 3.89
5. Arizona Cardinals 3.97

ALL-AROUND DEFENDER

NFL DEFENDERS / 2018 SEASON (w/ at Least 35 Tackles, 8 TFL, 6 Sacks & 3 PD)

Defender	Tackles	TFL	Sacks	PD
Matthew Judon (Bal.)	36	8	6.0	3
Chandler Jones (Ari.)	35	9	6.0	4
Darius Leonard (Ind.)	77	9	6.0	3

3 – Sacks by **OLB Matthew Judon** in a span of three plays last Sunday vs. Oakland. He is the second player since 1982 (when the stat began being tracked) with a sack on three-straight opponent offensive plays (Indy’s Brad Scioli vs. Houston in 2002).



CRABTREE, BROWN & SNEAD IV NOTES

TOUCHDOWN TRIOS

In Week 1's 47-3 win over Buffalo, three Ravens wideouts (**John Brown**, **Michael Crabtree** & **Willie Snead IV**) each caught a touchdown. It marked just the fifth time in franchise history (and first since 2014) that such a feat was accomplished.

GAMES WITH A TD CATCH BY THREE DIFFERENT RECEIVERS (Ravens History)

9/9/18 vs. Buf. – Ravens 47, Bills 3

- John Brown, Michael Crabtree, Willie Snead IV

10/12/14 at TB – Ravens 48, Bucs 17

- Kamar Aiken, Michael Campanaro, Torrey Smith, Steve Smith Sr.

12/5/99 vs. Ten. – Ravens 41, Titans 14

- Justin Armour, Jermaine Lewis, Patrick Johnson

11/1/98 vs. Jax. – Jaguars 45, Ravens 19

- Patrick Johnson, Jermaine Lewis, Floyd Turner

10/27/96 vs. STL – Ravens 37, Rams 31

- Derrick Alexander, Michael Jackson, Floyd Turner

649

Brown's 2018 Receiving Yards
First on the Team



13 BROWN
5TH SEASON
5-11, 178
WIDE RECEIVER

83 SNEAD IV
4TH SEASON
5-11, 205
WIDE RECEIVER



RAVENS NEW WIDEOUTS

Through 11 games, **WR John Brown** leads Baltimore with 649 receiving yards and 4 TDs on 36 catches. His 18.0 ypc average ranks fifth best in the NFL. **WR Willie Snead IV** ranks third on the team with 499 receiving yards and 1 TD on a Ravens-high 50 catches. An impressive 28 of his catches have earned first downs.

NFL YARDS-PER-CATCH AVERAGE / 2018 SEASON

Rk.	Player	Rec.	Yards	Avg.	LG	TDs
1.	Courtland Sutton (Den.)	24	473	19.7	42	2
2.	David Moore (Sea.)	22	413	18.8	54	5
	DeSean Jackson (TB)	40	750	18.8	75t	4
4.	Tyrell Williams (LAC)	28	519	18.5	75t	5
5.	John Brown (Bal.)	36	649	18.0	71	4

Quick Hit:

- John Brown and DeSean Jackson are the NFL's only players with at least 600 receiving yards and an 18.0 yards-per-catch average.

15 CRABTREE

10TH SEASON
6-1, 215
WIDE RECEIVER



45

Receptions in 2018
Second Most on the Team
(Willie Snead IV - 50)

624

Career Catches
One of 10 Active
Players to Reach 600

SCORING THREAT

MOST NFL RECEIVING TOUCHDOWNS (Since 2015)

Rk.	Player (Team)	TDs
1.	Antonio Brown (Pit.)	42
2.	DeAndre Hopkins (Hou.)	36
3.	Davante Adams (GB)	33
4.	Odell Beckham Jr. (NYG)	31
5.	Doug Baldwin (Sea.)	30
6.	Michael Crabtree (Bal.)	28
	A.J. Green (Cin.)	28
8.	Brandin Cooks (LAR)	27

2

NFL Players
Crabtree & Antonio Brown
to record at least 8 TD
catches in each of the past
three full seasons (2015-17)

KING CRAB NOTES

WR Michael Crabtree, a 10-year NFL veteran, signed with the Ravens as a free agent this past spring. Through 11 games, he has tallied 45 catches for 500 yards and 3 TDs. Here are several fast facts about the standout wideout:

- Crabtree has produced at least 8 receiving TDs in a season four times, including in each of the past three years (9 – 2015, 8 – 2016 & 8 – 2017).
- His 28 receiving TDs since 2015 (see chart above) tie (A.J. Green) for the NFL's sixth most.
- Crabtree and Steelers WR Antonio Brown are the only NFL players to post at least 8 TD catches in each of the past three full seasons.
- Crabtree has totaled at least 85 catches in a season three times, with a career-high 89 during the 2016 campaign (earned Pro Bowl alternate honors).
- He has twice surpassed 1,000 receiving yards, tallying a career-high 1,105 (on 85 receptions) in 2012.

RED ZONE & TD FAST FACTS

- ✓ **When Crabtree scores at least 1 receiving TD, his team has produced a 31-12-1 record. When he has 2 TDs, they are 6-2.**
- ✓ **Of Crabtree's 54 career receiving TDs, 28 have come in the red zone.**
- ✓ **Since 2015, 16 of Crabtree's 28 receiving TDs occurred in the red zone.**



JEFFERSON, Z. SMITH & CARR NOTES



DROPPIN' FOR LOSS

23 JEFFERSON

6TH SEASON
5-11, 211
SAFETY

Since 2015, **S Tony Jefferson** leads the NFL in tackles for loss by a DB, with 29 such stops, including 7 in his first year (2017) with the Ravens and 5 this season. While with Arizona in 2016, his 13 TFL led all NFL defensive backs. The 13 stops also rank as the NFL's most by a DB in a season since the stat began being tracked in 2008.

MOST TACKLES FOR LOSS / NFL DEFENSIVE BACKS / SINCE 2015

Rk.	Player	Tackles for Loss
1.	Tony Jefferson (Bal.)	29
2.	Tyrann Mathieu (Hou.)	24
3.	Reshad Jones (Mia.)	22
4.	Two Players	21

Tony Jefferson is one of four NFL safeties to post at least 5 tackles for loss, 1 sack, 1 INT, 1 forced fumble and 1 fumble recovery in 2018 (Kareem Jackson, Jordan Poyer & Harrison Smith).



TACKLES FOR LOSS
Fifth (tied) Among
NFL DBs in 2018



TACKLES FOR LOSS
Most Among NFL
DBs since 2015



TOTAL TACKLES
Fifth (tied) Among NFL
DBs since 2015

CARR'S IMPRESSIVE STREAK

CB Brandon Carr's 171-consecutive starts rank as the NFL's longest active streak among defensive players, and it stands second overall among all NFL players.

NFL CONSECUTIVE GAMES STARTED / CURRENT STREAKS

Rk.	Player	Games
1.	QB Philip Rivers (LAC)	203
2.	CB Brandon Carr (Bal.)	171
3.	S Glover Quin (Det.)	143
4.	QB Matt Ryan (Atl.)	142
5.	Three Players	123



90 Z. SMITH

4TH SEASON
6-4, 272
OLB



Sacks in 2018
tied w/ Terrell Suggs
for Second on the Team



AFC Def. POW Award
2018 Week 6 at Ten.
(5 TT, 3 Sacks, 1 FF)

24 CARR
11TH SEASON
6-0, 210
CORNERBACK



2018 Passes Defended
(Ravens High)



Career INTs
(5 with Ravens)

MAY "Z" FORCE BE WITH YOU

In Week 6 at Tennessee, **OLB Za'Darius Smith** had a career-high 3 sacks as part of the Ravens' 11 QB drops, setting a team record. His 3-sack performance was the first of two such games by a Raven this season (**OLB Matthew Judon** on 11/25/18 vs. Oak.).

MOST SINGLE-GAME SACKS / RAVENS HISTORY

P. Boulware (1/7/02 vs. Min.) 4	T. Suggs (10/6/13 at Mia.) 3
M. McCrary (11/8/98 vs. Oak.) 4	T. Suggs (12/11/11 vs. Ind.) 3
E. Dumervil (12/7/14 at Mia.) 3.5	T. Suggs (11/24/11 vs. SF) 3
J. Sharper (11/12/01 at Ten.) 3.5	T. Suggs (9/11/11 vs. Pit.) 3
M. McCrary (12/5/99 vs. Ten.) 3.5	T. Suggs (12/4/05 vs. Hou.) 3
M. Judon (11/25/18 vs. Oak.) 3	M. McCrary (12/26/99 vs. Cin.) 3
Z. Smith (10/14/18 at Ten.) 3	M. McCrary (11/16/97 vs. Phi.) 3
E. Dumervil (11/10/13 vs. Cin.) 3	B. Thompson (11/10/96 at Jax.) 3

CARR A STEADY VETERAN

BALTIMORE INTERCEPTIONS (Since Carr's 2017 Ravens Arrival)

Rk.	Player	INTs
1.	Eric Weddle	6
2.	Brandon Carr	5
3.	Jimmy Smith	3
4.	Five Players	2

MOST NFL PASSES DEFENSED (Since 2008)

Rk.	Player	PD
1.	Johnathan Joseph	142
2.	Tramon Williams	138
3.	Brent Grimes	137
4.	Brandon Carr	130
5.	Aqib Talib	120

Quick Hit: Carr's 12 PD ranked No. 1 on the team in 2017; he has a team-best 9 in 2018.



SAM KOCH NOTES

SOARING WITH SAM

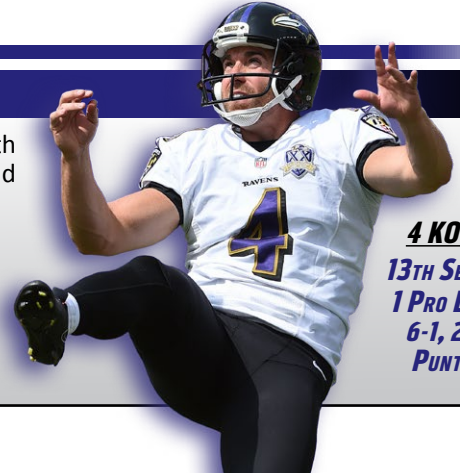
Pro Bowl **P Sam Koch** owns a 45.3 career gross average and 39.5 career net, both marks that rank first in Ravens history. In 2014, Koch posted a career-high and Ravens franchise-record 47.4-yard gross and 43.3-yard net average.

CAREER GROSS PUNTING AVG. (Ravens History)

Rk.	Player	Avg.
1.	Sam Koch	45.3
2.	Greg Montgomery	43.2
3.	Dave Zastudil	41.6

CAREER NET PUNTING AVG. (Ravens History)

Rk.	Player	Avg.
1.	Sam Koch	39.5
2.	Greg Montgomery	37.2
3.	Kyle Richardson	35.4



4 KOCH
13TH SEASON
1 PRO BOWL
6-1, 222
PUNTER

KOCH DOMINATED IN 2017

No punter in 2017 was more dominant at pinning opponents deep in their own territory than **P Sam Koch**.

PUNTS INSIDE 20

1.	Sam Koch	40
2.	Chris Jones	34
3.	Two Players	33

PUNTS INSIDE 10

1.	Sam Koch	16
2.	Marquette King	14
3.	Three Players	13

PUNTS INSIDE 5

1.	Andy Lee	6
2.	Sam Koch	5
	Three Others	5

PINNING 'EM DEEP

Dating back to 2006, when he entered the NFL, **P Sam Koch**'s 379 punts inside the 20 rank second in the NFL.

NFL PUNTS INSIDE THE 20 / SINCE 2006

Rk.	Player	In 20
1.	Dustin Colquitt (KC)	409
2.	Sam Koch (Bal.)	379
3.	Andy Lee (Ari.)	349



2018 Punts Inside the 20
(Tied for NFL's Sixth Most)

"He is composed, he is resilient, and he's not easily rattled. People don't really expect it from a punter, but I definitely think Sam Koch carries that special Raven persona."

— Terrell Suggs, Ravens OLB

In 2017, Koch twice earned AFC Special Teams Player of the Week honors (Week 12 vs. Hou. & Week 15 at Cle.). He is the first punter to win multiple POW awards in a single season since Buffalo's Brian Moorman in 2006.

SAM IN THE 20

P Sam Koch is the Ravens' all-time leader in punts inside the 20 (379). In 2017, he posted a franchise-record 40 boots inside the 20, which ranked as the NFL's most.

* In 2017, Koch's 40 punts inside the 20 ranked No. 1 in the NFL.

PUNTS INSIDE THE 20 (Ravens All-Time History)

Rk.	Player	In 20
1.	Sam Koch	379
2.	Kyle Richardson	128
3.	Dave Zastudil	89

PUNTS INSIDE THE 20 (Ravens Single Seasons)

Rk.	Player (Year)	In 20
1.	Sam Koch (2017)*	40
2.	Sam Koch (2010)	39
	Kyle Richardson (1999)	39

PRO BOWL PUNTER



In his 10th season (2015), **P Sam Koch** was finally named to his first Pro Bowl, as the standout punter's net average (42.9) ranked No. 2 in the NFL, while his gross average (46.7) was ninth. Koch also dominated the league in 2014, producing the No. 1 net (43.3) and No. 3 gross (47.4) averages.

NOTE THE QUOTE

ESPN.com's Kevin Seifert on Sam Koch's arsenal of punts:

"Some are designed to hook toward the sideline with maximum hang time. Others use an intentionally low trajectory to aid coverage teams. He has a knuckler and one kick that drops, from the returner's perspective, roughly in the shape of the letter 'S.' He's debuted a "boomerang" punt that does just what you would imagine it might. Most, but not all, of these punts are intended to discourage a clean catch and minimize the return.

"It's not unusual for NFL punters to develop a "changeup" of sorts, but no one has ever had multiple options at the ready. ... The NFL changes every day, but there are only a few moments in each generation when it transforms. This is one of them. In plain sight, Sam Koch and the Ravens have introduced a new way to punt."

RAVENS IRONMAN

RAVENS CONSECUTIVE GAMES PLAYED / ALL-TIME STREAKS

Rk.	Player	Games	Years
1.	Sam Koch	203	2006-present
2.	Jarret Johnson	129	2003-11
3.	Joe Flacco	122	2008-15

BALTIMORE RAVENS MOST ALL-TIME GAMES PLAYED

Rk.	Player	Games	Years
1.	Ray Lewis	228	1996-2012
2.	Terrell Suggs	224	2003-present
3.	Matt Stover	207	1996-2008
4.	Sam Koch	203	2006-present
5.	Jonathan Ogden	177	1996-2007



Punts In 20
NFL's Second Most
Since 2014



Net Punt Average
NFL's Fourth Best
Since 2014



Gross Punt Average
NFL's Seventh Best
Since 2014



JUSTIN TUCKER NOTES

TUCKER THE ALL-TIME BEST

K Justin Tucker, the most accurate kicker of all time, has hit 223 of 247 FGAs to post a 90.3% mark. Tucker has connected on nine-consecutive FGAs of 50-plus yards dating back to 2017, while he is 19-of-21 on such kicks since the 2016 campaign.

BEST CAREER FIELD GOAL PERCENTAGE (NFL History / Min. 100 Att.)

Rk.	Player	FGM-FGA	Pct.
1.	Justin Tucker	223-247	90.3
2.	Stephen Hauschka	236-269	87.7
3.	Stephen Gostkowski	361-412	87.6
4.	Robbie Gould	347-397	87.4
5.	Dan Bailey	201-231	87.0



9 TUCKER
7TH SEASON
2 PRO BOWLS
6-1, 183
KICKER

900 Points: In 2018's Week 12 win vs. Oakland, Tucker became the fastest pure kicker in league history to reach the 900-point milestone, doing so in his 107th game. Of overall players, only Gino Cappelletti (a WR/PK combo from 1960-70) did it faster (106 games).

TUCKER'S CAREER STATS

Year	1-19	20-29	30-39	40-49	50+	Total	Pct.	LG	PAT	Pts
2012	0-0	8-8	8-8	10-13	4-4	30-33	90.9	56	42-42	132
2013	0-0	10-10	12-13	10-11	6-7	38-41	92.7	61	26-26	140
2014	0-0	10-10	11-11	4-4	4-9	29-34	85.3	55	42-42	129
2015	0-0	10-10	9-9	10-11	4-10	33-40	82.5	52	29-29	128
2016	0-0	4-4	10-11*	14-14	10-10	38-39*	97.4	57	27-27	141
2017	0-0	7-7	11-11	11-12	5-7	34-37	91.9	57	39-39	141
2018	0-0	7-7	5-5	5-7*	4-4	21-23*	91.3	56	26-27	89
Totals	0-0	56-56	66-68	64-72	37-51	223-247	90.3	61	231-232	900

* Lone miss in 2016 & both misses in 2018 were blocked kicks.

2016: PERHAPS THE BEST YEAR EVER

In 2016, All-Pro **K Justin Tucker** connected on 38 of 39 FGAs (lone miss was a block), posting the fifth-best pct. in NFL single-season history. In addition to making 35-straight FGAs at one point (tied for fifth-best streak ever), here are facts about his remarkable season, arguably the best ever by a kicker:

- ✓ Tucker's 38 FGs made ranked No. 1 in the NFL. He was also 27-of-27 on PATs. An NFL single-season record 24 of Tucker's 38 FGs made in 2016 came from 40 yards or beyond.
- ✓ Tucker's 10 FGs of 50-plus yards are a Ravens' single-season record. They tie (Blair Walsh, 2012) for the most in NFL history. (Tucker was a perfect 10-for-10 from 50 yards and out during the 2016 season.)
- ✓ Tucker's 141 points ranked second in the league only behind Atlanta's Matt Bryant (158).
- ✓ In Week 12 vs. Cincy, Tucker became just the ninth kicker in league history to make 3 FGs of 50-plus yards in a single game (52, 57 & 54). He is also the first kicker in NFL history to make 3 FGs of 50-plus yards in the first half of a game. (These feats earned him AFC ST POW honors.)

BEST FG PERCENTAGE / NFL SINGLE-SEASON HISTORY

Rk.	Player (Team)	FGM-FGA	Pct.
1.	Gary Anderson (1998)	35-35	100.0
	Mike Vanderjagt (2003)	37-37	100.0
	Jeff Wilkins (2000)	17-17	100.0
	Tony Zendejas (1991)	17-17	100.0
5.	Justin Tucker (2016)	38-39	97.4



Field Goals Made
NFL's Most,
Since 2012



Points Scored
NFL's Second
Most Since 2012



Career FG Pct.
Best Mark
in NFL History



40-Plus-Yard FGs
NFL's Most
Since 2012



50-Plus-Yard FGs
NFL's Most
Since 2012



Career Games
w/ Dual 50+ FGs Made
(Most in NFL History)

TUCKER TIDBITS

- ✓ Since PATs were moved back to the 15-yard line in 2015, Tucker (121-of-122) has produced the NFL's best PAT percentage (99.2).
- ✓ Tucker is a four-time AFC Special Teams Player of the Month, which ranks one more than legends S Ed Reed & K Matt Stover for the most POM awards in Ravens history. (Tucker has also earned eight AFC Special Teams Player of the Week honors.) "Tuck" earned his fourth POM award in Nov. 2017, going 8-for-8 on FGAs and 6-for-6 on PATs.
- ✓ Tucker's 6 FGs on 12/16/13 at Det. set a team record and a single-game NFL high in 2013. Against the Lions, he became the first NFL kicker ever to connect from the 20-, 30-, 40-, 50- & 60-yard range in a game.
- ✓ Tucker's 93.2 career FG% when kicking on grass (124-of-133) ranks as the NFL's best of all time.
- ✓ Tucker's 93.0 career FG% (107-of-115) in the second half/overtime ranks as the NFL's best second half/OT mark of all time.



JUSTIN TUCKER & ERIC WEDDLE NOTES

TUCK'S CHART TALK

MOST FIELD GOALS MADE / SINCE 2012

Rk.	Player (Team)	FGM
1.	Justin Tucker (Bal.)	223
2.	Stephen Gostkowski (NE)	220
3.	Stephen Hauschka (Buf.)	195
4.	Adam Vinatieri (Ind.)	189
5.	Matt Bryant (Atl.)	182

MOST NFL POINTS / SINCE 2012

Rk.	Player (Team)	Points
1.	Stephen Gostkowski (NE)	998
2.	Justin Tucker (Bal.)	900
3.	Stephen Hauschka (Buf.)	829
4.	Adam Vinatieri (Ind.)	818
5.	M. Bryant/M. Prater	805

CONSECUTIVE FIELD GOALS MADE (All-Time NFL Streaks)

Rk.	Kicker (Years)	FGs Made
1.	Adam Vinatieri (2015-16)	44
2.	Mike Vanderjagt (2002-04)	42
3.	Gary Anderson (1997-98)	40
4.	Matt Stover (2005-06)	36
5.	Justin Tucker (2015-16) Adam Vinatieri (2013-14)	35

BEST NFL FIELD GOAL PERCENTAGE (2016 Season)

Rk.	Player (Team)	FGM-FGA	Pct.
1.	Justin Tucker (Bal.)	38-39	97.4
2.	Matt Bryant (Atl.)	34-37	91.9
3.	Ryan Succop (Ten.)	22-24	91.7
4.	Stephen Hauschka (Sea.)	33-37	89.2
5.	Cairo Santos (KC)	31-35	88.6
6.	Two Players	27-31	87.1

BEST FIELD GOAL PERCENTAGE / ROOKIES (NFL History)

Rk.	Player (Year)	FGM-FGA	Pct.
1.	Blair Walsh (2012)	35-38	92.1
2.	Justin Tucker (2012)	30-33	90.9
3.	Harrison Butker (2017)	38-42	90.5
4.	Cody Parkey (2014)	32-36	88.9
	Alex Henery (2011)	24-27	88.9
6.	Chandler Catanzaro (2014)	29-33	87.9

BEST FIELD GOAL PERCENTAGE (Ravens Single-Season History)

Rk.	Player (Year)	FGM-FGA	Pct.
1.	Justin Tucker (2016)	38-39	97.4
2.	Matt Stover (2006)	28-30	93.3
3.	Justin Tucker (2013)	38-41	92.7
4.	Justin Tucker (2017)	34-37	91.9
5.	Justin Tucker (2018)	21-23	91.3

(min. 16 att.)

TUCKER'S GAME-WINNERS

13

Career game-winning FGs by K Justin Tucker:

- 2018: Week 11 vs. Cin., 24 yards
- 2016: Week 3 at Jax., 53 yards
- 2016: Week 2 at Cle., 49 yards
- 2015: Week 11 vs. STL, 47 yards
- 2015: Week 8 vs. SD, 39 yards
- 2015: Week 4 at Pit., 52 yards OT
- 2014: Week 3 at Cle., 32 yards
- 2013: Week 15 at Det., 61 yards
- 2013: Week 10 vs. Cin., 46 yards OT
- 2013: Week 5 at Mia., 44 yards
- 2012: Div. at Den., 47 yards 2OT
- 2012: Week 12 at SD, 38 yards OT
- 2012: Week 3 vs. NE, 27 yards

EXCLUDING 4 BLOCKS, JUSTIN TUCKER IS 100-OF-102 ON FGAs DATING BACK TO 12/13/15, WITH HIS 2 MISSES COMING FROM 58 AND 62 YARDS.

WHEN OMITTING THE 4 BLOCKED KICKS DURING THIS SPAN, "TUCK" HAS MADE AN AMAZING 100-STRAIGHT FGs FROM 57 YARDS AND IN.

TUCKER HAS ALSO MADE 21-STRAIGHT FGs BETWEEN 50-57 YARDS.

THE SECONDARY'S SERGEANT

A five-time Pro Bowler (including two as a Raven), **S Eric Weddle's** 29-career INTs stand third among active safeties. In his first year (2016) as a Raven, he produced a team-high 4 picks (tied, C.J. Mosley) and 89 tackles. In 2017, he posted 6 INTs (including 1 "pick-6"), ranking as a team best and tying (A.J. Bouye) for third overall in the NFL.

NFL INTERCEPTIONS LEADERS / ACTIVE NFL SAFETIES

Rk.	Player (Team)	INTs	Yards	TDs
1.	Reggie Nelson (Oak.)	38	486	1
2.	Mike Adams (Car.)	30	337	2
3.	Eric Weddle (Bal.)	29	467	4
4.	Earl Thomas (Sea.)	28	417	2

32 WEDDLE
12TH SEASON
5 PRO BOWLS
5-11, 200
SAFETY



INTERCEPTIONS LEADERS / SAFETIES / SINCE 2016

Rk.	Player (Team)	INTs	Yards	TDs
1.	Ha Ha Clinton-Dix (Was.)	11	105	0
	D.J. Swearinger Sr. (Was.)	11	79	0
3.	Eric Weddle (Bal.)	10	177	1
	Tre Boston (Ari.)	10	87	0
	Kevin Byard (Ten.)	10	130	0



Active NFL Safety (Weddle) w/ at least 1,000 tackles, 25 INTs & 5 sacks



Active NFL Safeties (Weddle, Mike Adams, Reggie Nelson) w/ 25 INTs & 90 PD



Career Interceptions in Road Games (5 as a Raven)

Weddle earned his first-ever AFC Defensive Player of the Week honor for his performance in 2017's Week 13 win over Detroit. In the game, he tallied 3 tackles, 1 strip-sack and a 45-yard interception return for a touchdown, leading the Ravens to a 44-20 victory.



JACKSON, EDWARDS & COLLINS NOTES

ACTION JACKSON

QB Lamar Jackson made his first-career start in Week 11 vs. Cincy, boosting the Ravens to a 24-21 victory. Here are several notable feats by the first-round draft pick (32nd overall) from the game:

- Jackson completed 13 of 19 passes for 150 yards and 1 INT, adding 119 rushing yards on 26 carries.
- It marked the first time in NFL history that a team had a rookie QB and RB (Gus Edwards, 115) each surpass 100 rushing yards.
- Jackson's 119 rushing yards are the second most by a rookie QB since the 1970 AFL-NFL merger, with only **QB Robert Griffin III** having more (138 on 10/14/12 with Washington).
- The 119 stand as the most rushing yards by a QB in a starting debut, while his 26 attempts are the most by a QB in the modern NFL era.

8 JACKSON

ROOKIE
6-2, 212
QUARTERBACK



"Lamar is definitely fun to watch. He's great to be around, real loose, and when he's on the field, there's a great energy. That's what I love about him. He plays fast and trusts his instincts."

– Ty Montgomery, RB/WR

QB Lamar Jackson, the 2016 Heisman Trophy winner, is the only player in FBS history to rush for at least 1,500 yards and pass for at least 3,500 yards in a season, accomplishing the incredible feat twice (2016 & 2017) while at Louisville.

35 EDWARDS

ROOKIE
6-1, 238
RUNNING BACK



233

Rushing Yards
Since Week 11
NFL's Fourth Most

ROOKIE RB BUILDING MOMENTUM

Baltimore has rushed for over 200 yards in back-to-back games, marking the fourth such occurrence in team history. Much of this success can be attributed to **RB Gus Edwards** and **QB Lamar Jackson**, who have posted 233 and 190 rushing yards, respectively, each ranking in the NFL's Top 6 leaders since Week 11.

MOST RUSHING YARDS / SINCE WEEK 11 / PAST TWO GAMES

Rk.	Player	Att.	Yards	Avg.	LG	TDs
1.	Lamar Miller (Hou.)	32	248	7.75	97t	1
2.	Saquon Barkley (NYG)	40	243	6.08	51t	3
	Ezekiel Elliott (Dal.)	49	243	4.96	23t	2
4.	Gus Edwards (Bal.)	40	233	5.83	19	1
5.	David Johnson (Ari.)	42	200	4.76	53	0
6.	Lamar Jackson (Bal.)	37	190	5.14	39	1
	Leonard Fournette (Jax.)	46	190	4.13	20	3

'GUS THE BUS' KEEPS ROLLING

In Week 12's 34-17 win vs. Oakland, rookie **RB Gus Edwards** rushed for over 100 yards for the second-straight game, finishing with 118 on 23 carries (5.1 average). With that performance...

• Edwards became just the second rookie in Ravens history to post back-to-back 100-yard rushing games (Jamal Lewis, 2000, Weeks 12-13).

• Edwards became the sixth undrafted rookie in the NFL's common draft era to produce 100-plus rushing yards in consecutive games. He joined Branden Oliver (2014), LeGarrette Blount (2010), Dominic Rhodes (2001), Fred Lane (1997) and Clark Gaines (1976) in accomplishing the feat.

• Edwards also became the first Raven to rush for back-to-back "100s" since RB Justin Forsett, who had three such games in November of 2014.

NOSE FOR THE END ZONE

RB Alex Collins has produced 7 of the Ravens' 14 rushing TDs this season, which tie (Denver) for the NFL's third most.

RUSHING TOUCHDOWNS (2018 Season)

1. Todd Gurley II (LAR) ... 13
2. Alvin Kamara (NO) ... 11
3. James Conner (Pit.) ... 10
4. Melvin Gordon III (LAC) ... 9
5. Saquon Barkley (NYG) ... 8
6. **Alex Collins (Bal.)** ... 7
- Kareem Hunt (KC) ... 7

TEAM RUSHING TOUCHDOWNS (2018 Season)

Rk.	Team	TDs
1.	New Orleans Saints	19
2.	Los Angeles Rams	15
3.	Baltimore Ravens	14
	Denver Broncos	14
5.	Three Teams	13

8

Total Touchdowns
(7 Rush & 1 Rec.)
in 2018
Ranks First on Team

13

Rushing Touchdowns
Since 2017
Ties for NFL's Seventh Most



34 COLLINS

3RD SEASON
5-10, 208
RUNNING BACK



RAVENS IN OUR COMMUNITY

THE BRADLEY BOZEMAN FOUNDATION

As a continuation of their work at the University of Alabama, **C Bradley Bozeman** and his fiancée **Nikki** recently launched the Bradley and Nikki Bozeman Foundation. The foundation seeks to make a difference in the lives of at-risk children and their families, with a focus on the dangers of childhood bullying. It also aims to reinforce the importance of treating everyone with respect, standing up for others in vulnerable positions and learning the importance of preventing bullying in our communities. Throughout the month of October, Bradley and Nikki visited local elementary schools around Baltimore to spread the message of anti-bullying in support of National Bullying Prevention Month. The couple hopes that by speaking to these elementary school students, they can be positive influences and encourage students to spread kindness, as they prepare for middle school and beyond.



MORGAN COX SCHOOL VISIT

On Tuesday, Nov. 27, **LS Morgan Cox** visited KIPP Baltimore Academy in Baltimore City to support and encourage the students to attend school every day and stress the importance of education. Alongside Agape North, a nonprofit that provides school uniforms to under privileged youth, Cox rewarded students who have perfect attendance with customized t-shirts. Students from both the elementary and middle school were recognized. Cox's hope is to further encourage the students to attend school and excel in their education. KIPP, which stands for the "Knowledge is Power Program," is a national nonprofit network of college-preparatory, public charter schools serving elementary, middle and high school students. KIPP's goal is to prepare students in educationally-underserved communities to live choice-filled lives through education, skills and character building.



PLAY 60 CARAVAN

On Monday, Nov. 26, the Ravens hosted three reward assemblies at local schools to promote the NFL PLAY 60 Challenge. The challenge, created in partnership with the American Heart Association, encourages students to be physically active for at least 60 minutes every day over a four-week, incentive-based period. Taking place throughout the month of October, nearly 45,000 students participated in the PLAY 60 Challenge. The program included in-classroom tracking materials, and individual student guides, that helped the students record their physical activity throughout the month. By reaching specified benchmarks, students were able to win prizes and have the opportunity to be honored at the 2018 Ravens-Buccaneers game on Dec. 16. In addition, the schools competed to win Ravens-themed reward assemblies to celebrate their success. Winners of the ninth-consecutive PLAY 60 Challenge were Ebb Valley Elementary School (Carroll County), Fort Garrison Elementary School (Baltimore County) and Rodgers Forge Elementary School (Baltimore County). Current players who participated in the caravan included **T Orlando Brown Jr.**, **TE Nick Boyle**, **S Chuck Clark**, **WR Chris Moore** (right), **WR Willie Snead IV** and **DE Chris Wormley** (left).





JOHN HARBAUGH MONDAY PRESS CONFERENCE: WEEK 13 AT FALCONS

Opening statement: “Good win – just got through watching the tape, meeting with the coaches, and we’ll move on now to the next game, the next challenge. Excited about that, going down to Atlanta. Obviously, it’s a very, very difficult place to play – very explosive offense. Coach [Dan] Quinn does a great job running that defense along with their defensive coordinator and coaches, and we have our hands full. We’ll get started on those guys now, and we’ll get ready for next week.”

When you watched OLB Matthew Judon yesterday – I don’t know if you’ve had a chance to look at the tape – and saw what he accomplished there ... We were still trying to figure out if [three-straight sacks] ever occurred before in the NFL. If not, have you ever seen something like that on three-straight plays where the quarterback has gone down, and you were the beneficiary of it? (Jerry Coleman) “I’ve never seen that. I don’t know if it has happened against us. I don’t think it has, but sometimes things do come in bunches, and you sit there and look at all the different situations and reasons why these things happen, or reasons why they don’t happen, and try to analyze it. And, a lot of times, there’s no answer other than, you just have to keep working hard. Things kind of come in their own time. Matt has done that. He’s playing his best football the last three weeks, and to see it come together in three plays is interesting, to say the least. But, it was very opportune for us. We needed it right there and are sure glad he made those plays.”

Some of OLB Matthew Judon’s teammates said that they thought maybe he was pressing at the beginning of the year. Do you have any sort of diagnosis of when he’s not playing at the level you want him to, what may be behind it? (Childs Walker) “I probably have my theories, but you’re probably better off to ask him. He’s in his own head more than anybody, but we coach our guys. We coach them up on what they’re doing, how they’re doing it, if we have some theory. But, we’re not amateur psychologists. We just try to look at the football and try to keep it about football. We talk to our guys all the time about that. Keep it simple. We’re not trying to make it about everything it’s not about. Make it about what it is about and what’s important, and it’s the football. Try to look at that and see how we can execute better and become better.”

At what point in the week will QB Joe Flacco see the doctor to determine whether or not he has clearance? (David Ginsburg) “He’ll be seeing the doctor today, so we’ll have some guidance on that. How long does it take to type, ‘Joe is seeing the doctor today?’ I hear all the typing, there.” *(laughter)*

You’ve been pretty clear that you’re not going to be committal about the quarterback decision during the week. Theoretically, if you wanted to play both QB Joe Flacco and QB Lamar Jackson a substantial amount in a given week, would that be too difficult in terms of game-planning, or is that a possibility? (Childs Walker) “We’ll just do whatever we think gives us the best chance and try to use all of our players the best way we can, so everything is on the table in that sense. That’s pretty much the answer.”

QB Joe Flacco wasn’t able to play because he was injured, right? Is that correct? (Jerry Coleman) “I think that’s pretty well established.” *(Reporter: “Do you believe in the theory that a player shouldn’t lose his job to injury in sports?”)* “So, we’re going to go back to junior high clichés, now? I stand up here and say some cliché and get ripped for it by some of you guys, but you can throw a question cliché, and I’m supposed to dive into that world? We’ll do what gives us the best chance to win, period, end of conversation. Whatever gives us the best chance to win, that’s what we’re going to do. And we like all of our guys. We love our players. We pretty well have established that over the years, as well, so we’re going to put our guys out there [in] whatever way, whatever figuration, combination we think makes us the toughest team to play against and makes us the best football team. That’s it.”

Obviously, the running game has been vastly improved over the past two weeks. Is part of that about RB Gus Edwards? Is part of that about the alignment that you have when QB Lamar Jackson is the quarterback? (David Ginsburg) “Both of those things, plus, I think our offensive line is blocking really well and tight ends are blocking really well. Watch Nick Boyle. That’s a big part of it. That should have been in your multiple-choice question right there. I did that with my daughter, too, a lot of times when she was younger. She’s on to me now. You give her two choices, and she thinks those are the only two options, but she’s 17 now, so she figured out there are other choices and other options.”

Along those lines, how pleased were you to get RB/WR Ty Montgomery involved to the degree you did and how productive he was after halftime? (Luke Jones) “Very pleased, very pleased with Ty and getting him involved, as you said. I thought he ... He’s a very versatile player, as we’ve said, and he’s proven that. Only his second [active] game here, so to get him out there to that degree in his second game here is really a great job by our coaches, by [running backs coach] Thomas Hammock and Marty [Mornhinweg] and the game-planners, Greg [Roman, assistant head coach/tight ends coach] and those guys. I was really pleased with that. It was a big plus for us.”

When you go over analytics and figure out what keys were bigger than others, where does time of possession, do you figure, rank, as far as being able to win? (Jamison Hensley) “I don’t remember exactly where it ranks, if it’s in the Top 10 or not. I think it’s a factor; I don’t think it’s *the* factor.”



I'm not sure how much experience you have with managing a quarterback who has a hip injury, but it seems pretty rare for players at that position. With QB Joe Flacco, is it just a matter of pain management? Is it mobility? What are the concerns that you have for that injury with a quarterback? (Jonas Shaffer) "My understanding with that injury is the biggest criteria is the protection of the hip, the hip's ability to protect itself. It has to be strong and stable in terms of all those things. Like I said, there's no big tear in there that I'm aware, that they told me, but the hip has to be strong and not agitated for Joe to be able to protect himself. And, that's the concern, is just Joe's safety with the injury, and that's why it's an opinion. That's why the doctor has to decide. It's not like a hamstring or something where you say, 'It's this degree healed,' or not. They just have to look at it and say, 'OK, it's good.'" (Reporter: "Is it just a matter of not wanting to put him out there when there's a possibility of re-injury?") "Yes. Yes, a dislocated hip, that's fair, right? We don't want that, so I think that's kind of what we've been saying all along."

Without being cliché ... I'll stay away from the cliché words. (Jerry Coleman) "I think I answered your question very clearly. Is this the same question?" (Reporter: "No.") "Oh, OK. (laughter) Worded differently?" (Reporter: "I'm not going to ask you who the starting quarterback is, but I do believe, and the fans do believe, it's a big deal who it is, and there seems to be some division. That's not any of your concern. What I'm wondering is, is this the first time you've dealt with something like this, this type of ... I'm not going to use the word 'controversy.' How about 'discussion,' over who the quarterback is, this intense?") "Yes, sure. I was coaching defense and special teams and different positions, and I never was a head coach before I got here. We haven't had this type of a situation since I've been here as a head coach. So, at quarterback, yes. At other positions, no. We've dealt with this at other positions many times, this similar situation, and that's why I approach it the way I do. I don't have some rule. You approach it ... The priority is being the best football team we can be, putting the best group out there we can, given the situation, whatever it is. So, I'm not locked into any of those things. I don't have something that says [this is a] 'quarterback is different' kind of a mindset. I just want to put the best team out there. Keep it simple."

How do you think S Chuck Clark did when S Tony Jefferson went down? (Todd Karpovich) "Chuck played well. Thank you. He did. He played really well. He was on point, made a number of tackles, was in great position. Young safety in some of the deep coverages, especially the split-safety stuff where the spacing is so important, his relationship on the deep routes, he was in excellent position, and yes, that's a really good point. He played very well for us, and if Tony can't go – and Tony is a notorious quick healer; he healed quickly last week – then I think Chuck is a very solid player for us back there and will play well."

When you make a decision as big as the starting quarterback, I know you try to treat it the same, but do you try to seek more advice? Do you talk to players more often, or is it the same thing? (Aaron Kasnitz) "I don't think I need to get into all of that. I've got my way of doing that. It's always collaborative, always ask a lot of opinions, but in the end, it's a decision. There are opinions and there are decisions. You make a decision based on what you feel is best. I don't think there's anybody in a better position than the head coach. I feel very, very confident that I have a good handle on it, understand the team and what we need to do when the time comes – which is not here yet. I don't think you start making these decisions until you get to the bridge. I'm not crossing the bridge until we get to it. I think that's a pretty good cliché, pretty apt. So, we'll cross that bridge when we get to it, and I'll be ready to make that decision when the time comes – yes, with all the input from different people that are involved that have a stake in it. So certainly, that's part of it. Does that answer your question pretty much?" (Reporter: "Yes, does that change because it's a quarterback compared to another position?") "No, it doesn't change because it's a quarterback. That's a good point, because I think all these decisions are always made with input, absolutely."

RB Alex Collins has missed practices periodically throughout the season with a foot injury. Is this something that he has to manage the rest of the way? (Jeff Zrebiec) "Yes, I think so. Eventually those things heal. It's not like a bone break or anything like that."

G Marshal Yanda explained, with some humor, the situation with concussion protocol. Your thoughts on how it was handled, and if you had any reservations on why he was taken off the field? (Jonas Shaffer) "I think that they saw something upstairs. We don't really question that at all. We have trust and faith that they have the best interest of the players at heart. I think they did the same thing with Derek Carr. When they see something upstairs, they're going to do it. I understand Marshal, the players' [reactions]. He knew there was nothing there, but he doesn't want to come off the field – especially in a critical play like that. But it's like we explained to him at the time. Clay [Martin, referee] came over to me, and he said, 'You know, it came from upstairs. Could you say something to Marshal?' (laughter) I'm like, 'Why? You can't?' I didn't say that. I just said, 'Marshal, it' from upstairs. You know? There's no choice here.' I guess that's the kind of passion you appreciate in your guys, and you appreciate the league taking the steps they need to take to protect the guys. It's just part of the game right now, and it's a good part of the game."

TE Hayden Hurst had three catches yesterday. Have you seen him making strides before all that came together? (Aaron Kasnitz) "Yes, he's been doing well in practice; he really has. He's done a good job. He's kind of a guy ... He hasn't played a ton of football, so the more practice he gets, the more reps he gets, I think he really clicks in on stuff. The throwback was covered; they did a good job of covering the throwback. They covered the throwback better than our defense covered the throwback, so you give them credit. Yet between Lamar [Jackson] making a great throw on the move, and Hayden making a great catch – and having the distance to get the first down and having the awareness, to have the depth to get the first down – was just a really big play for us."



Everybody was excited for CB/RS Cyrus Jones to make a big play at home. Had you been pleased with what he's been giving you, in terms of handling the ball cleanly and generally having positive plays since he's come in? **(Childs Walker)** "Yes, that's the thing: He had been doing a great job of really solidifying, as far as the ball security part of it, back there – and that's where it starts. You have to have that. You have to have a punt catcher before you have a punt returner. We recognize his ability. He's very talented – everybody in Baltimore knows that from his days at Gilman [School]. But to see him break out, and to see the punt return team block the way they did *without* the penalties ... You know, that's the toughest thing about special teams, especially punt return. The speed and space on that play, and the geometry that's involved to not have a penalty, is really challenging. I know it frustrates people. It frustrates me more than anybody. But to have that so cleanly blocked without a foul was a great job. We had two other plays [where] we didn't do it as well, and I wish we would have. So, you try to keep chasing the details on that. For Cyrus, yes, that is a great, great story to see that happen. The fans were in to it; they were excited for him, too." **(Reporter: "Did you know it was clean the whole way, or were you looking for a flag out of the corner of your eye?")** "I saw it clean. I saw it. As soon as he caught it, I could tell we had some room. I have a lot of experience watching these plays from the sideline, so I could see it was blocked – or going to be blocked. Then you just hope that everyone makes good decisions, and they did. When he got to about to the 40-[yard line], I knew it was done. It was fun. It was a big play, big play."

Did you have the same amount of confidence when you saw OLB Terrell Suggs holding the ball out [returning a fumble for a touchdown]? **(Jamison Hensley)** "Have you seen the 'Wired' [Ravens Production program] yet?" **(laughter)** Well, at first, I saw him going to pitch it, and I'm going like, 'No! No! Don't do that!' Then I saw a guy. There was a guy coming, and he was going to pitch it to Jimmy [Smith]. Then they had the defender coming ... Was it [Marcell] Ateman? I think he's coming, [and] Ateman can run; he's a wide receiver. I'm just thinking, 'There's no way "Sizz" [Suggs] is going to out-run him.' Then Jimmy tracks back and bumps Ateman off, right? So, all's well that ends well."

With looking at the TE Mark Andrews catch, do you think that could've been a touchdown had he not turned around? Or, do you think he was going to get caught? **(Jerry Coleman)** "Rashaan Melvin can run. He's a super-fast guy. If he could've weaved a little bit, maybe. He would've had to shake him off, though, probably from behind. I don't think he was going to out-run Rashaan Melvin at that point. I'll give it to Rashaan. We had him here; he's a very good player. It's a nice play – that's a hard guy to bring down full-speed like that. I thought he made a good play."

There were a couple times in the first half where it seemed like QB Lamar Jackson was pointing to his helmet. Was there a problem with technology? Was he having trouble with the headset in his helmet? **(Jeff Zrebiec)** "I don't think there was a technology problem in that one, but there are communication problems sometimes, and time runs out on you sometimes. Those are things that we continue to improve at, both players and coaches and all of us working together. You always have those things, it seems like, to some degree. But we burned too many timeouts in the first half. We burned one on offense, one on defense, I think, and then I didn't want to burn the one on the big play. If you're looking back on that [in] hindsight, you go down there and ... They wind the clock fast. They could've reset it. They took some time to get the ball spotted, and we felt like we'd have a little more time than we did. But, we're going to have a no-huddle, hurry-up play ready there in that kind of a situation to make sure we play off. I could've called a timeout there, but I didn't want to not have the ability to challenge before the half, and when you run out of timeouts ... I felt like, 'Well, five yards at the 12-yard line, we'd still have the same opportunity to score from the 12 than we would from the 7. So, let's go ahead and take the delay.' That was a decision there, but you don't want to be in the position. You want to have those timeouts. That's not a time management issue, that's an operational issue. That's operational in terms of getting the defenses called, getting the right personnel on the field, hearing the play, everybody hearing the play, communicating, those kinds of things. We can do better at that."

How much do you think the time of possession, long drives and an ability to possess the ball are helping your defense? How much could that be a factor to you guys moving forward if you can continue that? **(Cliff Brown)** "The best defense is a good offense; the best offense is a good defense. It's a team game. Hopefully your special teams can make some plays like they did yesterday. I think time of possession ... Like I said, I don't know what it factors in terms of the importance level. There are a lot of important things, and you can certainly win without winning time of possession. But man, it makes a difference. Moving the chains, getting first downs ... Hey, we'd like to be quick-strike, too! We'd like to have some lightning strikes and score some points that way, because in the end, it's points that matter. I think it's great for your defense not to have to play a lot of plays. That keeps them fresher, keeps them faster, puts pressure on the offense to force the issue sometimes, a little bit. That's big – when your opponent, the opposing offense, has a lot of plays; that's tough on your defense."



ALPHABETICAL ROSTER

As of Nov. 27

No.	Name	Pos.	Ht.	Wt.	Birthdate	Exp.	College	Hometown
37	Allen, Javorius	RB	6-0	218	8/27/91	4	Southern California	Micosukee, FL
89	Andrews, Mark	TE	6-4	256	9/6/95	R	Oklahoma	Scottsdale, AZ
28	Averett, Anthony	CB	5-11	178	11/30/94	R	Alabama	Woodbury, NJ
49	Board, Chris	LB	6-2	229	7/23/95	R	North Dakota State	Orlando, FL
54	Bowser, Tyus	OLB	6-3	242	5/23/95	2	Houston	Tyler, TX
86	Boyle, Nick	TE	6-4	270	2/17/93	4	Delaware	Sussex, NJ
77	Bozeman, Bradley	C	6-3	317	11/24/94	R	Alabama	Roanoke, AL
78	Brown Jr., Orlando	T	6-8	345	5/2/96	R	Oklahoma	Baltimore, MD
13	Brown, John	WR	5-11	178	4/3/90	5	Pittsburg State	Homestead, FL
26	Canady, Maurice	CB	6-1	193	5/26/94	3	Virginia	Richmond, VA
24	Carr, Brandon	CB	6-0	210	5/19/86	11	Grand Valley State	Flint, MI
36	Clark, Chuck	S	6-0	205	4/19/95	2	Virginia Tech	Suffolk, VA
34	Collins, Alex	RB	5-10	208	8/26/94	3	Arkansas	Ft. Lauderdale, FL
46	Cox, Morgan	LS	6-4	235	4/26/86	9	Tennessee	Collierville, TN
15	Crabtree, Michael	WR	6-1	215	9/14/87	10	Texas Tech	Dallas, TX
35	Edwards, Gus	RB	6-1	238	4/13/95	R	Rutgers	Staten Island, NY
71	Eluemunor, Jermaine	G/T	6-4	335	12/13/94	2	Texas A&M	London, England
5	Flacco, Joe	QB	6-6	245	1/16/85	11	Delaware	Audubon, NJ
3	Griffin III, Robert	QB	6-2	213	2/12/90	6	Baylor	Copperas Cove, TX
29	Humphrey, Marlon	CB	6-0	197	7/8/96	2	Alabama	Hoover, AL
81	Hurst, Hayden	TE	6-4	245	8/24/93	R	South Carolina	Jacksonville, FL
74	Hurst, James	G/T	6-5	310	12/17/91	5	North Carolina	Plainfield, IN
8	Jackson, Lamar	QB	6-2	212	1/7/97	R	Louisville	Pompano Beach, FL
23	Jefferson, Tony	S	5-11	211	1/27/92	6	Oklahoma	Chula Vista, CA
27	Jones, Cyrus	CB/RS	5-10	200	11/29/93	3	Alabama	Baltimore, MD
99	Judon, Matthew	OLB	6-3	261	8/15/92	3	Grand Valley State	West Bloomfield, MI
4	Koch, Sam	P	6-1	222	8/13/82	13	Nebraska	Seward, NE
17	Lasley, Jordan	WR/RS	6-1	213	11/13/96	R	UCLA	Compton, CA
41	Levine Sr., Anthony	DB/LB	5-11	207	3/27/87	7	Tennessee State	Abbeville, LA
72	Lewis, Alex	G/T	6-6	305	4/21/92	3	Nebraska	Tempe, AZ
88	Montgomery, TY	RB/WR	6-0	216	1/22/93	4	Stanford	Jackson, MS
10	Moore, Chris	WR/RS	6-1	200	6/16/93	3	Cincinnati	Tampa, FL
57	Mosley, C.J.	ILB	6-2	250	6/19/92	5	Alabama	Mobile, AL
48	Onwuasor, Patrick	ILB	6-0	227	8/22/92	3	Portland State	Inglewood, CA
97	Pierce, Michael	DT	6-0	340	11/6/92	3	Samford	Daphne, AL
42	Ricard, Patrick	FB/DL	6-3	311	5/27/94	2	Maine	Spencer, MA
95	Sieler, Zach	DT	6-6	290	9/7/95	R	Ferris State	Pinckney, MI
68	Skura, Matt	G/C	6-3	313	2/17/93	2	Duke	Columbus, OH
22	Smith, Jimmy	CB	6-2	210	7/26/88	8	Colorado	Colton, CA
90	Smith, Za'Darius	OLB	6-4	272	9/8/92	4	Kentucky	Greenville, AL
83	Snead IV, Willie	WR/RS	5-11	205	10/17/92	4	Ball State	Muskegon (MI)
79	Stanley, Ronnie	T	6-6	315	3/18/94	3	Notre Dame	Las Vegas, NV
55	Suggs, Terrell	OLB	6-3	265	10/11/82	16	Arizona State	Chandler, AZ
9	Tucker, Justin	K	6-1	183	11/21/89	7	Texas	Austin, TX
96	Urban, Brent	DE	6-7	300	5/5/91	5	Virginia	Mississauga, ON, CAN
32	Weddle, Eric	S	5-11	195	1/4/85	12	Utah	Alta Loma, CA
98	Williams, Brandon	DT	6-1	336	2/21/89	6	Missouri Southern St.	Kirkwood, MO
87	Williams, Maxx	TE	6-4	252	4/12/94	4	Minnesota	Waconia, MN
56	Williams, Tim	OLB	6-3	252	11/12/93	2	Alabama	Baton Rouge, LA
93	Wormley, Chris	DE	6-5	300	10/25/93	2	Michigan	Toledo, OH
73	Yanda, Marshal	G/T	6-3	305	9/15/84	12	Iowa	Anamosa, IA
40	Young, Kenny	LB	6-1	234	11/15/94	R	UCLA	Boutte, LA
25	Young, Tavon	CB	5-9	185	3/14/94	3	Temple	Oxon Hill, MD

Practice Squad

63	Amichia, Kofi	G	6-3	304	7/29/94	1	South Florida	East Point, GA
60	Crecelius, Randin	G/T	6-5	300	8/5/96	R	Portland State	Lake Stevens, WA
31	Daniel, Robertson	CB	6-1	209	10/1/91	1	Brigham Young	San Jose, CA
39	Ervin, Tyler	RB	5-10	182	10/7/93	3	San Jose State	San Bernardino, CA
45	Ezeala, Christopher (IPP)	FB	5-11	248	9/19/95	R	German Football League	Munich, Germany
84	Grant, Janarion	WR/RS	5-10	173	11/20/93	R	Rutgers	Trilby, FL
58	Jones, Alvin	ILB	5-10	231	12/2/94	R	UTEP	El Paso, TX
65	Siragusa, Nico	G	6-4	330	5/10/94	2	San Diego State	San Diego, CA
44	Thompson, Mark	RB	6-1	235	12/9/94	R	Florida	Cheltenham, PA
80	Waller, Darren	TE	6-6	255	9/13/92	3	Georgia Tech	Kennesaw, GA
14	White, Tim	WR/RS	5-10	175	7/15/94	2	Arizona State	Los Angeles, CA

Non-Football Injury List

6	Vedvik, Kaare	P/K	6-3	210	3/16/94	R	Marshall	Stavanger, Norway
---	---------------	-----	-----	-----	---------	---	----------	-------------------

Injured Reserve

30	Dixon, Kenneth	RB	5-10	228	1/21/94	3	Louisiana Tech	Strong, AR
21	Elliott, DeShon	S	6-0	210	4/21/97	R	Texas	Dallas, TX
69	Henry, Willie	DT	6-3	291	3/20/94	3	Michigan	Cleveland, OH
38	Jean-Baptiste, Stanley	CB	6-3	216	4/12/90	3	Nebraska	Miami, FL
12	Scott, Jaleel	WR	6-5	210	2/23/95	R	New Mexico State	Rock Hill, SC
64	Senat, Greg	T	6-6	305	9/8/94	R	Wagner	Elmont, NY
47	Turner, De'Lance	RB	5-11	214	8/23/95	R	Alcorn State	McClain, MS

Physically Unable to Perform

16	Adeboyejo, Quincy	WR	6-3	200	5/26/95	1	Mississippi	Cedar Hill, TX
53	Bradley, Bam	ILB	5-11	232	6/26/94	2	Pittsburgh	Trotwood, OH
43	Hill, Jaylen	CB	5-10	175	5/26/94	2	Jacksonville State	Marietta, GA



NUMERICAL ROSTER

As of Nov. 27

No.	Name	Pos.	Ht.	Wt.	Birthdate	Exp.	College	How Acq.	2018 Games			
									P	S	DNP	INA
3	Robert Griffin III	QB	6-2	213	2/12/90	6	Baylor	FA '18	1	0	1	9
4	Sam Koch	P	6-1	222	8/13/82	13	Nebraska	D6a '06	11	0	0	0
5	Joe Flacco	QB	6-6	245	1/16/85	11	Delaware	D1 '08	9	9	0	2
8	Lamar Jackson	QB	6-2	212	1/7/97	R	Louisville	D1b '18	11	2	0	0
9	Justin Tucker	K	6-1	183	11/21/89	7	Texas	FA '12	11	0	0	0
10	Chris Moore	WR/RS	6-1	200	6/16/93	3	Cincinnati	D4b '16	11	0	0	0
13	John Brown	WR	5-11	178	4/3/90	5	Pittsburg State	UFA (ARI) '18	11	10	0	0
15	Michael Crabtree	WR	6-1	215	9/14/87	10	Texas Tech	FA '18	11	11	0	0
17	Jordan Lasley	WR/RS	6-1	213	11/13/96	R	UCLA	D5 '18	0	0	0	11
22	Jimmy Smith	CB	6-2	210	7/26/88	8	Colorado	D1 '11	7	5	0	0
23	Tony Jefferson	S	5-11	211	1/27/92	6	Oklahoma	UFA (ARI) '17	11	11	0	0
24	Brandon Carr	CB	6-0	210	5/19/86	11	Grand Valley State	UFA (DAL) '17	11	11	0	0
25	Tavon Young	CB	5-9	185	3/14/94	3	Temple	D4a '16	10	5	0	1
26	Maurice Canady	CB	6-1	193	5/26/94	3	Virginia	D6b '16	2	0	0	2
27	Cyrus Jones	CB/RS	5-10	200	11/29/93	3	Alabama	WAV (NE) '18	6	0	0	0
28	Anthony Averett	CB	5-11	178	11/30/94	R	Alabama	D4a '18	6	0	0	5
29	Marlon Humphrey	CB	6-0	197	7/8/96	2	Alabama	D1 '17	9	6	0	2
32	Eric Weddle	S	5-11	195	1/4/85	12	Utah	UFA (SD) '16	11	11	0	0
34	Alex Collins	RB	5-10	208	8/26/94	3	Arkansas	FA '17	10	10	0	1
35	Gus Edwards	RB	6-1	238	4/13/95	R	Rutgers	FA '18	6	1	0	0
36	Chuck Clark	S	6-0	205	4/19/95	2	Virginia Tech	D6 '17	11	0	0	0
37	Javorius Allen	RB	6-0	218	8/27/91	4	Southern California	D4b '15	11	0	0	0
40	Kenny Young	LB	6-1	234	11/15/94	R	UCLA	D4b '18	11	3	0	0
41	Anthony Levine Sr.	DB/LB	5-11	207	3/27/87	7	Tennessee State	FA '12	11	0	0	0
42	Patrick Ricard	FB/DL	6-3	311	5/27/94	2	Maine	FA '17	10	2	0	1
46	Morgan Cox	LS	6-4	235	4/26/86	9	Tennessee	FA '10	11	0	0	0
48	Patrick Onwuasor	ILB	6-0	227	8/22/92	3	Portland State	FA '16	11	7	0	0
49	Chris Board	LB	6-2	229	7/23/95	R	North Dakota State	FA '18	11	0	0	0
54	Tyus Bowser	OLB	6-3	242	5/23/95	2	Houston	D2 '17	10	0	0	1
55	Terrell Suggs	OLB	6-3	265	10/11/82	16	Arizona State	D1a '03	11	11	0	0
56	Tim Williams	OLB	6-3	252	11/12/93	2	Alabama	D3b '17	7	0	0	4
57	C.J. Mosley	ILB	6-2	250	6/19/92	5	Alabama	D1 '14	10	10	0	1
68	Matt Skura	G/C	6-3	313	2/17/93	2	Duke	FA '16	11	11	0	0
71	Jermaine Eluemunor	G/T	6-4	335	12/13/94	2	Texas A&M	D5 '17	4	1	0	2
72	Alex Lewis	G/T	6-6	305	4/21/92	3	Nebraska	D4c '16	9	9	0	2
73	Marshal Yanda	G/T	6-3	305	9/15/84	12	Iowa	D3b '07	11	11	0	0
74	James Hurst	G/T	6-5	310	12/17/91	5	North Carolina	FA '14	6	6	0	5
77	Bradley Bozeman	C	6-5	317	11/24/94	R	Alabama	D6c '18	9	1	2	0
78	Orlando Brown Jr.	T	6-8	345	5/2/96	R	Oklahoma	D3a '18	11	5	0	0
79	Ronnie Stanley	T	6-6	315	3/18/94	3	Notre Dame	D1 '16	10	10	0	1
81	Hayden Hurst	TE	6-4	245	8/24/93	R	South Carolina	D1a '18	7	0	0	4
83	Willie Snead IV	WR/RS	5-11	205	10/17/92	4	Ball State	RFA (NO) '18	11	5	0	0
86	Nick Boyle	TE	6-4	270	2/17/93	4	Delaware	D5a '15	11	9	0	0
87	Maxx Williams	TE	6-4	252	4/12/94	4	Minnesota	D2 '15	8	5	0	3
88	Ty Montgomery	RB/WR	6-0	216	1/22/93	4	Stanford	TR (GB) '18	9	0	0	1
89	Mark Andrews	TE	6-5	256	9/6/95	R	Oklahoma	D3b '18	11	3	0	0
90	Za'Darius Smith	OLB	6-4	272	9/8/92	4	Kentucky	D4a '15	11	5	0	0
93	Chris Wormley	DE	6-5	300	10/25/93	2	Michigan	D3a '17	11	6	0	0
95	Zach Sieler	DT	6-6	290	9/7/95	R	Ferris State	D7 '18	2	0	0	9
96	Brent Urban	DE	6-7	300	5/5/91	5	Virginia	D4a '14	11	11	0	0
97	Michael Pierce	DT	6-0	340	11/6/92	3	Samford	FA '16	9	0	0	2
98	Brandon Williams	DT	6-1	336	2/21/89	6	Missouri Southern St.	D3 '13	11	11	0	0
99	Matthew Judon	OLB	6-3	261	8/15/92	3	Grand Valley State	D5 '16	11	6	0	0
Practice Squad												
14	Tim White	WR/RS	5-10	175	7/15/94	2	Arizona State	FA '17	3	0	0	0
31	Robertson Daniel	CB	6-0	209	10/1/91	1	Brigham Young	FA '18	1	0	0	0
39	Tyler Ervin	RB	5-10	182	10/7/93	3	San Jose State	FA '18	9	0	0	0
44	Mark Thompson	RB	6-1	235	12/9/94	R	Florida	FA '18	0	0	0	0
45	Christopher Ezeala (IPP)	FB	5-11	248	9/19/95	R	German Football League	IPP '18	0	0	0	0
58	Alvin Jones	ILB	5-10	231	12/2/94	R	UTEP	FA '18	0	0	0	0
60	Randin Crecelius	G/T	6-5	300	8/5/96	R	Portland State	FA '18	0	0	0	0
63	Kofi Amichia	G	6-3	304	7/29/94	1	South Florida	FA '18	0	0	0	0
65	Nico Siragusa	G	6-4	330	5/10/94	2	San Diego State	D4 '17	0	0	0	0
80	Darren Waller	TE	6-6	255	9/13/92	3	Georgia Tech	D6 '15	0	0	0	0
84	Janarion Grant	WR/RS	5-10	173	11/20/93	R	Rutgers	FA '18	2	0	0	0
Non-Football Injury List												
6	Kaare Vedvik	P/K	6-3	210	3/16/94	R	Marshall	FA '18	0	0	0	0
Injured Reserve												
12	Jaleel Scott	WR	6-5	210	2/23/95	R	New Mexico State	D4c '18	0	0	0	0
21	DeShon Elliott	S	6-1	210	4/21/97	R	Texas	D6a '18	0	0	0	0
30	Kenneth Dixon	RB	5-10	228	1/21/94	3	Louisiana Tech	D4e '16	1	0	0	0
38	Stanley Jean-Baptiste	CB	6-3	216	4/12/90	3	Nebraska	FA '17	0	0	0	0
47	De'Lance Turner	RB	5-11	214	8/23/95	R	Alcorn State	FA '18	4	0	0	0
64	Greg Senat	T	6-6	305	9/8/94	R	Wagner	D6b '18	0	0	0	0
69	Willie Henry	DT	6-3	291	3/20/94	3	Michigan	D4d '16	3	0	0	4
Physically Unable to Perform												
16	Quincy Adebeyejo	WR	6-3	200	5/26/95	1	Mississippi	FA '17	0	0	0	0
43	Jaylen Hill	CB	5-10	175	5/26/94	2	Jacksonville State	FA '17	0	0	0	0
53	Bam Bradley	ILB	5-11	232	6/26/94	2	Pittsburgh	FA '17	0	0	0	0



POSITIONAL ROSTER

As of Nov. 27

QUARTERBACKS

3	Robert Griffin III	.QB
5	Joe Flacco	.QB
8	Lamar Jackson	.QB

WIDE RECEIVERS

10	Chris Moore	.WR/RS
13	John Brown	.WR
15	Michael Crabtree	.WR
17	Jordan Lasley	.WR/RS
83	Willie Snead IV.	.WR/RS

RUNNING BACKS

34	Alex Collins	.RB
35	Gus Edwards	.RB
37	Javorius Allen	.RB
88	Ty Montgomery	.RB/WR

TIGHT ENDS

81	Hayden Hurst	.TE
86	Nick Boyle	.TE
87	Maxx Williams	.TE
89	Mark Andrews	.TE

OFFENSIVE LINE

68	Matt Skura	.G/C
71	Jermaine Eluemunor	.G/T
72	Alex Lewis	.G/T
73	Marshal Yanda	.G/T
74	James Hurst	.G/T
77	Bradley Bozeman	.C
78	Orlando Brown Jr.	.T
79	Ronnie Stanley	.T

SPECIALISTS

4	Sam Koch	.P
9	Justin Tucker	.K
46	Morgan Cox	.LS

SECONDARY

22	Jimmy Smith	.CB
23	Tony Jefferson	.S
24	Brandon Carr	.CB
25	Tavon Young	.CB
26	Maurice Canady	.CB
27	Cyrus Jones	.CB/RS
28	Anthony Averett	.CB
29	Marlon Humphrey	.CB
32	Eric Weddle	.S
36	Chuck Clark	.S
41	Anthony Levine Sr.	.DB/LB

LINEBACKERS

40	Kenny Young	.LB
48	Patrick Onwuasor	.ILB
49	Chris Board	.LB
54	Tyus Bowser	.OLB
55	Terrell Suggs	.OLB
56	Tim Williams	.OLB
57	C.J. Mosley	.ILB
90	Za'Darius Smith	.OLB
99	Matthew Judon	.OLB

DEFENSIVE LINE

42	Patrick Ricard	.FB/DL
93	Chris Wormley	.DE
95	Zach Sieler	.DT
96	Brent Urban	.DE
97	Michael Pierce	.DT
98	Brandon Williams	.DT

PRACTICE SQUAD

14	Tim White	.WR/RS
31	Robertson Daniel	.CB
39	Tyler Ervin	.RB
44	Mark Thompson	.RB
45	Christopher Ezeala (IPP)	.FB
58	Alvin Jones	.ILB
60	Randin Crecelius	.G/T
63	Kofi Amichia	.G
65	Nico Siragusa	.G
80	Darren Waller	.TE
84	Janarion Grant	.WR/RS

INJURED RESERVE

12	Jaleel Scott	.WR
21	DeShon Elliott	.S
30	Kenneth Dixon	.RB
38	Stanley Jean-Baptiste	.CB
47	De'Lance Turner	.RB
64	Greg Senat	.T
69	Willie Henry	.DT

PHYSICALLY UNABLE TO PERFORM (PUP)

16	Quincy Adeboyejo	.WR
43	Jaylen Hill	.CB
53	Bam Bradley	.ILB

NON-FOOTBALL INJURY LIST

6	Kaare Vedvik	.P/K
---	--------------	------



2018 COACHING STAFF

John Harbaugh Head Coach
 Jerry Rosburg Special Teams Coord. / Assc. Head Coach
 Don Martindale Defensive Coordinator
 Marty Mornhinweg Offensive Coordinator
 Greg Roman Assistant Head Coach / Tight Ends Coach
 Richard Angulo Assistant Offensive Line Coach
 Juney Barnett Assistant Strength & Conditioning Coach
 Andy Bischoff Offensive Assistant / TEs
 Randy Brown Specialists Coach
 Joe Cullen Defensive Line Coach
 Joe D'Alessandris Offensive Line Coach

Bobby Engram Wide Receivers Coach
 Thomas Hammock Running Backs Coach
 Chris Hewitt Secondary Coach
 Chris Horton Assistant Special Teams Coach
 Sterling Lucas Quality Control - Defense
 Mike Macdonald Linebackers Coach
 Steve Saunders Head Strength & Conditioning Coach
 James Urban Quarterbacks Coach
 Craig Ver Steeg Senior Offensive Assistant
 Matt Weiss Football Strategy Coordinator / WRs
 Drew Wilkins Assistant Defensive Line / OLBs



DEPTH CHART

Updated by Ravens PR on Nov. 27

OFFENSE

WR	83	Willie Snead IV	10	Chris Moore				
WR	15	Michael Crabtree	<u>17</u>	<u>Jordan Lasley</u>				
WR	13	John Brown						
LT	79	Ronnie Stanley	74	James Hurst*	71	Jermaine Eluemunor		
LG	72	Alex Lewis	<u>77</u>	<u>Bradley Bozeman</u>	71	Jermaine Eluemunor		
C	68	Matt Skura	72	Alex Lewis	<u>77</u>	<u>Bradley Bozeman</u>		
RG	73	Marshal Yanda	<u>77</u>	<u>Bradley Bozeman</u>	71	Jermaine Eluemunor		
RT	74	James Hurst*	<u>78</u>	<u>Orlando Brown Jr.</u>	71	Jermaine Eluemunor		
TE	86	Nick Boyle	<u>81</u>	<u>Hayden Hurst</u>	<u>89</u>	<u>Mark Andrews</u>	87	Maxx Williams
QB	5	Joe Flacco*	<u>8</u>	<u>Lamar Jackson</u>	3	Robert Griffin III		
RB	34	Alex Collins*	37	Javorius Allen	<u>35</u>	<u>Gus Edwards</u>	88	Ty Montgomery (RB/WR)
							42	Patrick Ricard (FB)

DEFENSE

DT	93	Chris Wormley	42	Patrick Ricard				
NT	98	Brandon Williams	97	Michael Pierce				
DE	96	Brent Urban	<u>95</u>	<u>Zach Sieler</u>				
RUSH	55	Terrell Suggs	90	Za'Darius Smith	56	Tim Williams*		
MLB	57	C.J. Mosley	<u>49</u>	<u>Chris Board</u>				
WLB	48	Patrick Onwuasor	<u>40</u>	<u>Kenny Young</u>				
SAM	99	Matthew Judon	54	Tyus Bowser				
LCB	24	Brandon Carr	22	Jimmy Smith	<u>28</u>	<u>Anthony Averett</u>		
SS	23	Tony Jefferson	41	Anthony Levine Sr.				
FS	32	Eric Weddle	36	Chuck Clark				
RCB	29	Marlon Humphrey	25	Tavon Young*	26	Maurice Canady	27	Cyrus Jones

SPECIAL TEAMS

P	4	Sam Koch				
K	9	Justin Tucker				
H	4	Sam Koch				
LS	46	Morgan Cox				
KOR	10	Chris Moore	83	Willie Snead IV	<u>17</u>	<u>Jordan Lasley</u>
PR	27	Cyrus Jones	83	Willie Snead IV	<u>17</u>	<u>Jordan Lasley</u>

All Rookies Underlined *Missed last game with injury

PRONUNCIATIONS

PLAYERS: Quincy Adebeyejo (add-ah-BOY-joe); Javorius Allen (juh-VAR-us); Anthony Averett (AY-vrett); Maurice Canady (CAN-uh-dee); Randin Crecelius (cruh-SILL-ee-us); Jermaine Eluemunor (EE-lew-mun-or); Chris Ezeala (ee-ZAH-lah); Janarion Grant (juh-NAIR-ee-on); Hroniss Grasu (huh-ROW-niss, grass-UU); Stanley Jean-Baptiste (GENE bap-TEEST); Sam Koch (Cook); Anthony Levine Sr. (luh-VEEN); Patrick Onwuasor (oh-WAH-so); Greg Senat (suh-NOT); Zach Sieler (SEE-ler); Matt Skura (SKUR-uh); Za'Darius Smith (zuh-DARE-ee-us); Marshal Yanda (YAWN-da); Kaare Vedvik (CORE-ee, VED-vick); Tavon Young (TAY-von) **COACHES:** Richard Angulo (an-GOO-low); Andy Bischoff (BISH-off); Joe D'Alessandris (dell-ah-SAN-dress); Marty Mornhinweg (MORE-ning-wig); Craig Ver Steeg (ver-STEGG)



HOW THE RAVENS ARE BUILT

BY YEAR SIGNED

YEAR	PLAYER	ACQ.
2003	OLB Terrell Suggs	D1a
2006	P Sam Koch	D6a
2007	G/T Marshal Yanda	D3b
2008	QB Joe Flacco	D1
2010	LS Morgan Cox	RFA
2011	CB Jimmy Smith	D1
2012	DB/LB Anthony Levine Sr. K Justin Tucker	FA RFA
2013	DT Brandon Williams	D3
2014	OL James Hurst LB C.J. Mosley DE Brent Urban	RFA D1 D4a
2015	RB Javorius Allen TE Nick Boyle OLB Za'Darius Smith TE Maxx Williams	D4b D5a D4a D2
2016	CB Maurice Canady RB Kenneth Dixon [Injured Reserve] DT Willie Henry [Injured Reserve] OLB Matthew Judon G/T Alex Lewis WR Chris Moore ILB Patrick Onwuasor DT Michael Pierce G/C Matt Skura T Ronnie Stanley S Eric Weddle CB Tavon Young	D6b D4e D4d D5 D4c D4b RFA RFA FA D1 UFA (SD) D4a
2017	WR Quincy Adeboyejo [PUP List] OLB Tyus Bowser LB Bam Bradley [PUP List] CB Brandon Carr S Chuck Clark RB Alex Collins G/T Jermaine Eluemunor CB Jaylen Hill [PUP List] CB Marlon Humphrey CB Stanley Jean-Baptiste [Injured Reserve] S Tony Jefferson FB/DL Patrick Ricard OLB Tim Williams DE Chris Wormley	RFA D2 RFA UFA (Dal.) D6 FA D5 RFA D1 FA UFA (Ari.) RFA D3b D3a
2018	TE Mark Andrews CB Anthony Averett LB Chris Board C Bradley Bozeman WR John Brown T Orlando Brown Jr. WR Michael Crabtree RB Gus Edwards S DeShon Elliott [Injured Reserve] QB Robert Griffin III TE Hayden Hurst QB Lamar Jackson CB/RS Cyrus Jones WR Jordan Lasley RB/WR Ty Montgomery WR Jaleel Scott [Injured Reserve] T Greg Senat [Injured Reserve] DT Zach Sieler WR Willie Snead IV RB De'Lance Turner [Injured Reserve] P/K Kaare Vedvik [Non-Football Injury List] LB Kenny Young	D3b D4a RFA D6c FA D3a FA RFA D6a FA D1a D1b WAV (NE) D5 TR (GB) D4c D6b D7 Res. FA (NO) RF RFA D4b

BY DRAFT ROUND

1st ROUND (10)	TEAM	YEAR
OLB Terrell Suggs	Baltimore	2003 (10th)
QB Joe Flacco	Baltimore	2008 (18th)
WR Michael Crabtree	San Francisco	2009 (10th)
CB Jimmy Smith	Baltimore	2011 (27th)
QB Robert Griffin III	Washington	2012 (2nd)
LB C.J. Mosley	Baltimore	2014 (17th)
T Ronnie Stanley	Baltimore	2016 (6th)
CB Marlon Humphrey	Baltimore	2017 (16th)
TE Hayden Hurst	Baltimore	2018 (21st)
QB Lamar Jackson	Baltimore	2018 (32nd)
2nd ROUND (5)		
S Eric Weddle	San Diego	2007
CB Stanley Jean-Baptiste [Injured Reserve]	New Orleans	2014
TE Maxx Williams	Baltimore	2015
CB/RS Cyrus Jones	New England	2016
OLB Tyus Bowser	Baltimore	2017
3rd ROUND (8)		
G/T Marshal Yanda	Baltimore	2007
DT Brandon Williams	Baltimore	2013
WR John Brown	Arizona	2014
RB/WR Ty Montgomery	Green Bay	2015
OLB Tim Williams	Baltimore	2017
DE Chris Wormley	Baltimore	2017
TE Mark Andrews	Baltimore	2018
T Orlando Brown Jr.	Baltimore	2018
4th ROUND (11)		
DE Brent Urban	Baltimore	2014
RB Javorius Allen	Baltimore	2015
OLB Za'Darius Smith	Baltimore	2015
DT Willie Henry [Injured Reserve]	Baltimore	2016
RB Kenneth Dixon [Injured Reserve]	Baltimore	2016
G/T Alex Lewis	Baltimore	2016
WR Chris Moore	Baltimore	2016
CB Tavon Young	Baltimore	2016
CB Anthony Averett	Baltimore	2018
WR Jaleel Scott [Injured Reserve]	Baltimore	2018
LB Kenny Young	Baltimore	2018
5th ROUND (6)		
CB Brandon Carr	Kansas City	2008
TE Nick Boyle	Baltimore	2015
RB Alex Collins	Seattle	2016
OLB Matthew Judon	Baltimore	2016
G/T Jermaine Eluemunor	Baltimore	2017
WR Jordan Lasley	Baltimore	2018
6th ROUND (6)		
P Sam Koch	Baltimore	2006
CB Maurice Canady	Baltimore	2016
S Chuck Clark	Baltimore	2017
C Bradley Bozeman	Baltimore	2018
S DeShon Elliott [Injured Reserve]	Baltimore	2018
T Greg Senat [Injured Reserve]	Baltimore	2018
7th ROUND (1)		
DT Zach Sieler	Baltimore	2018
UNDRAFTED (17)		
LS Morgan Cox	Baltimore	2010
DB Anthony Levine Sr.	Green Bay	2010
K Justin Tucker	Baltimore	2012
S Tony Jefferson	Arizona	2013
OL James Hurst	Baltimore	2014
WR Willie Snead IV	Cleveland	2014
ILB Patrick Onwuasor	Baltimore	2016
DT Michael Pierce	Baltimore	2016
G/C Matt Skura	Baltimore	2016
WR Quincy Adeboyejo [PUP]	Baltimore	2017
LB Bam Bradley [PUP]	Baltimore	2017
CB Jaylen Hill [PUP]	Baltimore	2017
FB/DL Patrick Ricard	Baltimore	2017
LB Chris Board	Baltimore	2018
RB Gus Edwards	Baltimore	2018
RB De'Lance Turner [Injured Reserve]	Baltimore	2018
P/K Kaare Vedvik [Non-Football Injury List]	Baltimore	2018



GAME-BY-GAME STARTERS

OFFENSE

GAME	WR	LT	LG	C	RG	RT	TE	WR	QB	RB	WR	OTHER
Sept. 9 vs. Buffalo	Crabtree	Stanley	Lewis	Skura	Yanda	J. Hurst	Boyle	J. Brown	Flacco	Collins	M. Williams	(TE)
Sept. 13 at Cincinnati	Crabtree	Stanley	Lewis	Skura	Yanda	J. Hurst	Andrews	J. Brown	Flacco	Collins	Snead IV	
Sept. 23 vs. Denver	Crabtree	Stanley	Lewis	Skura	Yanda	J. Hurst	Boyle	J. Brown	Flacco	Collins	M. Williams	(TE)
Sept. 30 at Pittsburgh	Crabtree	Stanley	Lewis	Skura	Yanda	J. Hurst	Boyle	J. Brown	Flacco	Collins	M. Williams	(TE)
Oct. 7 at Cleveland	Crabtree	Stanley	Lewis	Skura	Yanda	J. Hurst	Boyle	Snead IV	Flacco	Collins	M. Williams	(TE)
Oct. 14 at Tennessee	Crabtree	Stanley	Lewis	Skura	Yanda	J. Hurst	Andrews	J. Brown	Flacco	Collins	M. Williams	(TE)
Oct. 21 vs. New Orleans	Crabtree	Stanley	Bozeman	Skura	Yanda	O. Brown	Boyle	J. Brown	Flacco	Collins	Snead IV	
Oct. 28 at Carolina	Crabtree	Stanley	Grasu	Skura	Yanda	O. Brown	Boyle	J. Brown	Flacco	Collins	Snead IV	
Nov. 4 vs. Pittsburgh	Crabtree	Elumunor	Lewis	Skura	Yanda	O. Brown	Boyle	J. Brown	Flacco	Collins	n/a	Ricard (FB)
Nov. 18 vs. Cincinnati	Crabtree	Stanley	Lewis	Skura	Yanda	O. Brown	Boyle	J. Brown	Jackson	Collins	Andrews	(TE)
Nov. 25 vs. Oakland	Crabtree	Stanley	Lewis	Skura	Yanda	O. Brown	Boyle	J. Brown	Jackson	Edwards	Snead IV	

Dec. 2 at Atlanta
 Dec. 9 at Kansas City
 Dec. 16 vs. Tampa Bay
 Dec. 22/23 at LAC
 Dec. 30 vs. Cleveland

DEFENSE

GAME	NT	DE	DT	SAM	MIKE	WILL	RUSH	RCB	LCB	SS	FS	OTHER
Sept. 9 vs. Buffalo	B. Williams	Urban	n/a	Z. Smith	Mosley	Onwuasor	Suggs	Humphrey	Carr	Jefferson	Weddle	T. Young (DB)
Sept. 13 at Cincinnati	B. Williams	Urban	Wormley	Judon	Mosley	Onwuasor	Suggs	Humphrey	Carr	Jefferson	Weddle	n/a
Sept. 23 vs. Denver	B. Williams	Urban	Wormley	Judon	K. Young	McClellan	Suggs	Humphrey	Carr	Jefferson	Weddle	n/a
Sept. 30 at Pittsburgh	B. Williams	Urban	n/a	Z. Smith	Mosley	K. Young	Suggs	Humphrey	Carr	Jefferson	Weddle	T. Young (DB)
Oct. 7 at Cleveland	B. Williams	Urban	Wormley	Judon	Mosley	K. Young	Suggs	n/a	Carr	Jefferson	Weddle	P. Ricard (DL)
Oct. 14 at Tennessee	B. Williams	Urban	Wormley	Judon	Mosley	Onwuasor	Suggs	Humphrey	Carr	Jefferson	Weddle	n/a
Oct. 21 vs. New Orleans	B. Williams	Urban	Wormley	Judon	Mosley	n/a	Suggs	J. Smith	Carr	Jefferson	Weddle	T. Young (DB)
Oct. 28 at Carolina	B. Williams	Urban	Wormley	Judon	Mosley	Onwuasor	Suggs	J. Smith	Carr	Jefferson	Weddle	
Nov. 4 vs. Pittsburgh	B. Williams	Urban	n/a	Z. Smith	Mosley	Onwuasor	Suggs	J. Smith	Carr	Jefferson	Weddle	T. Young (DB)
Nov. 18 vs. Cincinnati	B. Williams	Urban	n/a	Z. Smith	Mosley	Onwuasor	Suggs	J. Smith	Carr	Jefferson	Weddle	T. Young (DB)
Nov. 25 vs. Oakland	B. Williams	Urban	n/a	Z. Smith	Mosley	Onwuasor	Suggs	Humphrey	Carr	Jefferson	Weddle	J. Smith (CB)

Dec. 2 at Atlanta
 Dec. 9 at Kansas City
 Dec. 16 vs. Tampa Bay
 Dec. 22/23 at LAC
 Dec. 30 vs. Cleveland

Bold denotes first NFL start



2018 TRANSACTIONS

- **Jan. 1:** Re-signed RB John Crockett, T Steven Moore, FB Ricky Ortiz and QB Josh Woodrum to Reserve/Future contracts
- **Jan. 2:** Re-signed CB Robertson Daniel to a Reserve/Future contract.
- **Jan. 3:** Signed **CB Bennett Jackson** to a Reserve/Future contract.
- **Jan. 11:** Re-signed CB Robert Nelson to a Reserve/Future contract.
- **Feb. 6:** Signed free agent **WR DeVier Posey**.
- **March 6:** Signed a new renegotiated deal with DE Brent Urban.
- **March 12:** Terminated the contract of vested veteran DB Lardarius Webb; Signed a new renegotiated deal with G/T James Hurst.
- **March 13:** Terminated the contract of vested veteran RB Danny Woodhead.
- **March 14:** Terminated the contract of vested veteran WR Jeremy Maclin.
- **March 15:** Signed UFA (Ari.) **WR John Brown**.
- **March 16:** Signed free agent **WR Michael Crabtree**.
- **April 11:** Signed free agent **QB Robert Griffin III**.
- **April 14:** Re-signed exclusive rights free agent RB Alex Collins.
- **April 16:** Re-signed exclusive rights free agents WR Quincy Adeboyejo, DB Stanley Jean-Baptiste, TE Vince Mayle, LB Patrick Onwuasor, G Maurice Shakir and G/C Matt Skura.
- **April 24:** Waived (failed physical) C Brandon Kublanow and T Stephane Nembot.
- **April 26:** Signed restricted free agent (NO) **WR Willie Snead IV**.
- **May 1:** Claimed off waivers (Cle.) **DB Kai Nacua**.
- **May 2:** Waived RB John Crockett.
- **May 3:** Waived CB Robertson Daniel.
- **May 4:** Signed 15 undrafted rookie free agents: **WR Jaelon Acklin**, **G Randin Crecelius**, **RB Gus Edwards**, **G Justin Evans**, **ILB Alvin Jones**, **TE Nick Keizer**, **DE Christian LaCouture**, **WR Andre Levrone**, **LB Mason McKenrick**, **LS Trent Sieg**, **C Alex Thompson**, **RB Mark Thompson**, **RB De'Lance Turner**, **P Kaare Vedvik** and **DB Darius Williams**; Waived T Steven Moore.
- **May 5:** Signed 2018 draft picks **CB Anthony Averett**, **C Bradley Bozeman**, **S DeShon Elliott**, **WR Jordan Lasley**, **WR Jaleel Scott**, **T Greg Senat**, **DE Zach Sieler** and **LB Kenny Young**.
- **May 7:** Waived LB Mason McKenrick and FB Ricky Ortiz; Signed rookie free agents **WR Janarion Grant** and **DE Myles Humphrey**.
- **May 14:** Signed rookie free agent **DE Da'Sean Downey** and International Practice Player **FB Christopher Ezeala**.
- **May 17:** Signed 2018 draft picks **TE Mark Andrews** and **T Orlando Brown Jr.**
- **June 1:** Waived DE Da'Sean Downey; Signed rookie free agent **LB Chris Board**.
- **June 5:** Signed 2018 first-round draft pick QB Lamar Jackson.
- **June 11:** Waived CB Robert Nelson Jr.; Signed rookie free agent **CB Jackson Porter**.
- **June 20:** Signed 2018 draft pick **TE Hayden Hurst**.
- **July 12:** Placed rookie G/C Alex Thompson on Reserve - Did Not Report.
- **July 21:** Signed free agent **G Cameron Lee**.
- **Aug. 6:** Waived (injured) WR Jaelon Acklin, who reverted to Injured Reserve; **TE Darren Waller** was reinstated by the Commissioner following suspension.
- **Aug 27:** Placed WR Jaleel Scott on Injured Reserve and re-signed DB Robertson Daniel.
- **Aug 28:** Traded LB Kamalei Correa to the Tennessee Titans for a 2019 sixth-round draft choice.
- **Aug. 31:** Waived DB Robertson Daniel, G/T Andrew Donnal, G Justin Evans, TE Nick Keizer, DE Christian LaCouture, DB Kai Nacua, CB Jackson Porter, WR DeVier Posey and LS Trent Sieg; Waived (injured) ILB Alvin Jones, who reverted to Injured Reserve; Placed S DeShon Elliott, DB Bennett Jackson, CB Stanley Jean-Baptiste and T Greg Senat on Injured Reserve; WR Quincy Adeboyejo, LB Bam Bradley and CB Jaylen Hill remained on the PUP list.
- **Sept. 1:** Waived G Randin Crecelius, DT Carl Davis, RB Gus Edwards, FB Christopher Ezeala, DE/LB Myles Humphrey, DE Bronson Kaufusi, G Cameron Lee, WR Andre Levrone, TE/WR Vince Mayle, WR Breshad Perriman, G Maurice Shakir, G Nico Siragusa, RB Mark Thompson, RB De'Lance Turner, TE Darren Waller, WR/RS Tim White and QB Josh Woodrum; Terminated the contract of vested veteran LB Albert McClellan; Placed K/P Kaare Vedvik on the Non-Football Injury list.
- **Sept. 2:** Signed G Randin Crecelius, RB Gus Edwards, DE/LB Myles Humphrey, G Nico Siragusa, RB De'Lance Turner, TE Darren Waller and WR/RS Tim White to the practice squad; Signed FB Christopher Ezeala to the practice squad as part of the NFL's International Player Pathway program.
- **Sept. 3:** Signed DB Robertson Daniel, DE Christian LaCouture and **CB Cyrus Jones** to the practice squad.
- **Sept. 4:** Waived (injury settlement) WR Jaelon Acklin.
- **Sept. 6:** Waived (injury settlements) DB Bennett Jackson and ILB Alvin Jones.
- **Sept. 12:** Placed RB Kenneth Dixon (knee) on Injured Reserve; Elevated RB De'Lance Turner from the practice squad to the 53-man roster.
- **Sept. 15:** Re-signed DB Kai Nacua to the practice squad.
- **Sept. 17:** Placed CB Maurice Canady on Injured Reserve; Re-signed LB Albert McClellan to the 53-man roster.
- **Sept. 19:** Signed **CB Makinton Dorleant** to the practice squad after CB/RS Cyrus Jones was signed by New England off the practice squad.
- **Sept. 22:** Waived G/T Jermaine Eluemunor and WR/RS Janarion Grant; Elevated CB Robertson Daniel and WR/RS Tim White from the practice squad to the 53-man roster.
- **Sept 24:** Waived CB Robertson Daniel and signed free agent **C Hroniss Grasu**.
- **Sept. 25:** Re-signed G/T Jermaine Eluemunor and WR/RS Janarion Grant to the practice squad.
- **Sept. 26:** Waived DE/LB Myles Humphrey from the practice squad and re-signed CB Robertson Daniel to the practice squad.
- **Oct. 4:** Waived DE Christian LaCouture from the practice squad and re-signed WR Andre Levrone to the practice squad.
- **Oct. 7:** Waived CB Darius Williams and activated CB Jimmy Smith from the Commissioner Exempt list following his suspension.
- **Oct. 8:** Waived WR/RS Tim White; Claimed CB/RS Cyrus Jones (NE) off waivers.
- **Oct. 9:** Waived G Randin Crecelius from the practice squad and re-signed WR/RS Tim White to the practice squad.
- **Oct. 13:** Placed RB De'Lance Turner on Injured Reserve and elevated RB Gus Edwards from the practice squad to the 53-man roster.
- **Oct. 15:** Waived WR Andre Levrone and DB Kai Nacua from the practice squad; Re-signed G/T Randin Crecelius, LB Alvin Jones and RB Mark Thompson to the practice squad.
- **Oct. 23:** Placed DT Willie Henry on Injured Reserve and elevated G/T Jermaine Eluemunor from the practice squad to the 53-man roster.
- **Oct. 24:** Signed **G Kofi Amichia** to the practice squad.
- **Oct. 30:** Acquired **RB/WR Ty Montgomery** from the Green Bay Packers in exchange for an undisclosed future draft pick; Terminated the contract of vested veteran LB Albert McClellan.
- **Nov. 14:** Waived CB Makinton Dorleant from the practice squad and signed **RB Tyler Ervin**.
- **Nov. 24:** Waived G/C Hroniss Grasu and activated CB Maurice Canady from Injured Reserve - Designated for Return.

(Bold denotes first time player has joined the Ravens.)

2018 RAVENS STATISTICS

WON 6, LOST 5

09/09	W 47- 3	Buffalo	70,591
09/13	L 23-34	at Cincinnati	50,018
09/23	W 27-14	Denver	70,156
09/30	W 26-14	at Pittsburgh	62,030
10/07	L 9-12 OT	at Cleveland	67,431
10/14	W 21- 0	at Tennessee	64,441
10/21	L 23-24	New Orleans	70,639
10/28	L 21-36	at Carolina	73,843
11/04	L 16-23	Pittsburgh	70,997
11/18	W 24-21	Cincinnati	70,077
11/25	W 34-17	Oakland	70,035
12/02		at Atlanta	
12/09		at Kansas City	
12/16		Tampa Bay	
12/22		at L.A. Chargers	
12/30		Cleveland	

	Balt.	Opp.
TOTAL FIRST DOWNS	255	196
Rushing	93	60
Passing	142	120
Penalty	20	16
3rd Down: Made/Att	76/161	53/152
3rd Down Pct.	47.2	34.9
4th Down: Made/Att	7/13	7/14
4th Down Pct.	53.8	50.0
POSSESSION AVG.	31:11	28:49
TOTAL NET YARDS	4118	3249
Avg. Per Game	374.4	295.4
Total Plays	783	686
Avg. Per Play	5.3	4.7
NET YARDS RUSHING	1343	1013
Avg. Per Game	122.1	92.1
Total Rushes	327	261
NET YARDS PASSING	2775	2236
Avg. Per Game	252.3	203.3
Sacked/Yards Lost	21/105	32/193
Gross Yards	2880	2429
Att./Completions	435/266	393/227
Completion Pct.	61.1	57.8
Had Intercepted	9	5
PUNTS/AVERAGE	45/46.0	65/43.9
NET PUNTING AVG.	45/39.9	65/38.5
PENALTIES/YARDS	74/565	80/720
FUMBLES/BALL LOST	14/5	10/3
TOUCHDOWNS	30	23
Rushing	14	8
Passing	14	15
Returns	2	0

* SCORE BY PERIODS	Q1	Q2	Q3	Q4	OT	PTS
TEAM	68	72	73	58	0	271
OPPONENTS	49	75	36	35	3	198

* SCORING	TD-Ru	Pa	Rt	K-PAT	FG	S	PTS	
Tucker	0	0	0	26/27	21/23	0	89	
Collins	8	7	1	0	0	48	0	
Allen	5	3	2	0	0	30	0	
J. Brown	4	0	4	0	0	24	0	
Crabtree	3	0	3	0	0	18	0	
Andrews	2	0	2	0	0	12	0	
L. Jackson	2	2	0	0	0	12	0	
Edwards	1	1	0	0	0	8	0	
Dixon	1	1	0	0	0	6	0	
H. Hurst	1	0	1	0	0	6	0	
C. Jones LG	1	0	0	1	0	6	0	
C. Jones TM	1	0	0	1	0	6	0	
Montgomery LG	1	1	0	0	0	6	0	
Snead	1	0	1	0	0	6	0	
Suggs	1	0	0	1	0	6	0	
TEAM	30	14	14	2	26/27	21/23	0	271
OPPONENTS	23	8	15	0	19/21	13/16	0	198

2-Pt Conv: Edwards, TM 1-3, OPP 1-2
SACKS: Judon 6, Z. Smith 5.5, Suggs 5.5, K. Young 2.5, Onwuasor 2, T. Williams 2, T. Young 2, Henry 1, Jefferson 1, Levine 1, Weddle 1, B. Williams 1, Wormley 1, Bowser 0.5, **TM 32, OPP 21**

FUM/LOST: L. Jackson 4/0, Collins 3/3, Flacco 3/1, Grant 2/0, Montgomery(LG) 2/1, Allen 1/1, Ervin(LG) 1/0, White 1/0

* RUSHING	No.	Yds	Avg	Long	TD
Collins	114	411	3.6	19	7
L. Jackson	65	329	5.1	39	2
Edwards	55	297	5.4	19	1
Montgomery LG	34	161	4.7	16	1
Montgomery TM	8	56	7.0	15	0
Allen	41	110	2.7	17	3
Flacco	19	45	2.4	13	0
Dixon	13	44	3.4	15	1
C. Moore	4	22	5.5	9	0
Snead	1	13	13.0	13	0
M. Williams	2	8	4.0	7	0
J. Brown	3	4	1.3	3	0
Turner	1	4	4.0	4	0
H. Hurst	1	0	0.0	0	0
TEAM	327	1343	4.1	39	14
OPPONENTS	261	1013	3.9	35t	8

* RECEIVING	No.	Yds	Avg	Long	TD
Snead	50	499	10.0	26	1
Crabtree	45	500	11.1	27	3
J. Brown	36	649	18.0	71	4
Allen	35	196	5.6	17	2
Andrews	23	337	14.7	74	2
Boyle	20	191	9.6	25	0
Montgomery LG	18	183	10.2	43	0
Montgomery TM	3	13	4.3	6	0
Collins	15	105	7.0	24	1
C. Moore	14	143	10.2	30	0
M. Williams	14	127	9.1	25	0
H. Hurst	7	82	11.7	26t	1
Ervin LG	3	35	11.7	19	0
Turner	2	17	8.5	10	0
White	1	14	14.0	14	0
Edwards	1	7	7.0	7	0
TEAM	266	2880	10.8	74	14
OPPONENTS	227	2429	10.7	51	15

* INTERCEPTIONS	No.	Yds	Avg	Long	TD
Onwuasor	1	33	33.0	33	0
Carr	1	32	32.0	32	0
Levine	1	16	16.0	16	0
Jefferson	1	15	15.0	15	0
T. Young	1	0	0.0	0	0
TEAM	5	96	19.2	33	0
OPPONENTS	9	39	4.3	22	0

* PUNTING	No.	Yds	Avg	Net	TB	In	Lg	B
Koch	44	2069	47.0	39.9	4	22	63	1
TEAM	45	2069	46.0	39.9	4	22	63	1
OPPONENTS	65	2852	43.9	38.5	1	22	64	0

* PUNT RETURNS	Ret	FC	Yds	Avg	Long	TD
Ervin LG	21	7	175	8.3	27	0
C. Jones LG	18	9	228	12.7	70t	1
C. Jones TM	13	8	183	14.1	70t	1
White	9	6	75	8.3	14	0
Grant	7	4	52	7.4	51	0
Weddle	1	0	18	18.0	18	0
TEAM	30	18	328	10.9	70t	1
OPPONENTS	22	8	193	8.8	38	0

* KICKOFF RETURNS	No.	Yds	Avg	Long	TD
C. Moore	12	266	22.2	39	0
Ervin LG	10	253	25.3	36	0
Montgomery LG	10	210	21.0	27	0
White	6	135	22.5	37	0
Grant	2	56	28.0	32	0
TEAM	20	457	22.9	39	0
OPPONENTS	22	502	22.8	49	0

* FIELD GOALS	1-19	20-29	30-39	40-49	50+
Tucker	0/0	7/7	5/5	5/7	4/4
TEAM	0/0	7/7	5/5	5/7	4/4
OPPONENTS	0/0	2/2	7/7	3/3	1/4

Tucker: (41G, 39G) (55G) (52G, 43B, 52G) (47G, 49G, 28G, 31G) (44G, 48B, 25G, 32G) () (31G) () (23G, 23G, 37G) (28G, 56G, 24G) (47G, 28G)
OPP: (52N, 35G) (28G, 40G) () (34G, 39G) (35G, 55N, 37G) () (39G) (54G, 44G, 30G) (29G) (52N) (42G)

* PASSING	Att	Cmp	Yds	Cmp%	Yds/Att	TD	TD%	Int	Int%	Long	SK/Lost	Rating
Flacco	379	232	2465	61.2	6.50	12	3.2	6	1.6	71	16/79	84.2
L. Jackson	56	34	415	60.7	7.41	2	3.6	3	5.4	74	5/26	73.1
TEAM	435	266	2880	61.1	6.62	14	3.2	9	2.1	74	21/105	82.7
OPPONENTS	393	227	2429	57.8	6.18	15	3.8	5	1.3	51	32/193	83.4

2018 DEFENSIVE STATISTICS

from Press Box Stats

Name	Total	Solo	Assists	Sacks	Yds.	INT	Yds.	PD	FF	FR
Mosley, C.J.	72	48	24	0	0	0	0	3	0	0
Jefferson, Tony	61	41	20	1	7	1	15	5	1	1
Weddle, Eric	52	43	9	1	9	0	0	1	0	0
Young, Kenny	42	32	10	2.5	5.5	0	0	1	0	0
Judon, Matthew	36	23	13	6	32	0	0	3	1	0
Onwuasor, Patrick	33	19	14	2	14	1	33	2	0	0
Smith, Za'Darius	32	18	14	5.5	31.5	0	0	2	1	0
Carr, Brandon	31	28	3	0	0	1	32	9	0	0
Young, Tavon	30	28	2	2	7	1	0	4	0	0
Humphrey, Marlon	24	20	4	0	0	0	0	6	1	0
Williams, Brandon	24	14	10	1	8	0	0	1	0	0
Suggs, Terrell	23	18	5	5.5	37	0	0	5	1	1*
Smith, Jimmy	21	13	8	0	0	0	0	5	0	0
Levine Sr., Anthony	18	15	3	1	2	1	16	6	0	0
Urban, Brent	18	11	7	0	0	0	0	2	0	0
Pierce, Michael	17	8	9	0	0	0	0	1	0	1
Wormley, Chris	13	11	2	1	6	0	0	5	0	0
Williams, Tim	8	5	3	2	21	0	0	0	0	0
Clark, Chuck	6	5	1	0	0	0	0	0	0	0
Bowser, Tyus	4	1	3	0.5	2	0	0	0	0	0
Ricard, Patrick	4	2	2	0	0	0	0	0	0	0
Henry, Willie	3	2	1	1	11	0	0	0	0	0
Canady, Maurice	2	2	0	0	0	0	0	0	0	0
Averett, Anthony	1	1	0	0	0	0	0	1	0	0
Jones, Cyrus	1	0	1	0	0	0	0	0	0	0
McClellan, Albert	1	1	0	0	0	0	0	0	0	0
Sieler, Zach	1	1	0	0	0	0	0	0	0	0
Totals	578	410	168	32	193	5	96	62	5	3

*Returned 43 yards for a TD vs. Oak. (11/25)

2018 SPECIAL TEAMS TACKLES

from Press Box Stats

Name	Total	Solo	Assists	FF	FR	Blocked Kicks
Board, Chris	7	5	2	0	0	0
Clark, Chuck	6	4	2	0	0	0
Levine Sr., Anthony	6	4	2	0	0	0
Bowser, Tyus	5	4	1	0	0	0
Jones, Cyrus	4	3	1	0	0	0
Onwuasor, Patrick	4	2	2	0	0	0
Turner, De'Lance	3	2	1	0	0	0
Young, Kenny	3	3	0	0	1	0
Allen, Javorius	2	2	0	0	0	0
Canady, Maurice	2	2	0	0	0	0
McClellan, Albert	2	2	0	0	0	0
Moore, Chris	2	2	0	0	0	0
Williams, Tim	2	1	1	0	0	0
Averett, Anthony	1	1	0	0	0	0
Koch, Sam	1	1	0	0	0	0
Young, Tavon	1	1	0	0	1	0
Totals	51	39	12	0	2	0

2018 SINGLE-GAME BESTS

- Tackles:** 16 by C.J. Mosley vs. NO (10/21)
- Sacks:** 3 by Matthew Judon vs. Oak. (11/25) and Za'Darius Smith at Ten. (10/14)
- Interceptions:** 1 by five different players; last by Tavon Young at Cle. (10/7)
- Passes Defensed:** 3 by four different players; last by Anthony Levine Sr. at Cle. (10/7)
- Forced Fumbles:** 1 by five different players; last by Matthew Judon vs. Oak. (11/25)
- Fumble Recoveries:** 1 by three different players; last by Terrell Suggs vs. Oak. (11/25)
- Special Teams Tackles:** 2 by seven different players; last by Kenny Young vs. Cin. (11/18)

BALTIMORE RAVENS 2018 REGULAR SEASON GAME BY GAME OFFENSIVE STATISTICS

Game	9/9 vs. Buf.	9/13 at Cin.	9/23 vs. Den.	9/30 at Pit.	10/7 at Cle.	10/14 at Ten.	10/21 vs. NO	10/28 at Car.	11/4 vs. Pit.	11/18 vs. Cin.	11/25 vs. Oak.	12/2 at Atl.	12/9 at KC	12/16 vs. TB	12/22 at LAC	12/30 vs. Cle.
Points	47	23	27	26	9	21	23	21	16	24	34					
1st Qtr	14	0	10	14	3	7	0	7	3	7	3					
2nd Qtr	12	14	10	0	0	7	10	0	3	6	10					
3rd Qtr	14	3	7	3	3	7	7	7	7	8	7					
4th Qtr	7	6	0	9	3	0	6	7	3	3	14					
Overtime	0	0	0	0	0	0	0	0	0	0	0					
TDs (Ru-P-Ret)	6 (3-3-0)	3 (1-2-0)	3 (2-1-0)	2 (0-2-0)	0 (0-0-0)	3 (2-1-0)	3 (1-2-0)	3 (1-2-0)	1 (1-0-0)	2 (2-0-0)	4 (1-1-2)					
PATs (M/A)	5/5	2/2	3/3	2/2	0/0	3/3	2/3	3/3	1/1	1/1	4/4					
2PT Convs (M/A)	0/1	0/1	0/0	0/0	0/0	0/0	0/0	0/0	0/0	1/1	0/0					
FGs (M/A)	2/2	1/1	2/3	4/4	3/4	0/0	1/1	0/0	3/3	3/3	2/2					
Safeties	0	0	0	0	0	0	0	0	0	0	0					
First Downs	26	28	20	24	25	23	25	20	18	23	23					
Rushing	11	5	5	6	10	9	6	8	5	15	13					
Passing	13	20	13	17	14	13	15	11	10	7	9					
Penalty	2	3	2	1	1	1	4	1	3	1	1					
3rd Down Conv (M/A)	6/14	7/16	8/16	8/17	4/16	12/17	5/12	6/12	4/12	8/16	8/13					
3rd Down Conv Pct	42.9%	43.8%	50%	47%	25%	71%	42%	50%	33%	50%	62%					
4th Down Conv (M/A)	0/0	2/4	0/0	1/1	1/1	1/1	1/2	1/2	0/1	0/1	0/0					
4th Down Conv Pct	0%	50%	0%	100%	100%	100%	50%	50%	0%	0%	0%					
Total Net Yards	369	425	342	451	410	361	351	325	265	403	416					
Total Off. Plays	74	81	70	74	84	72	64	64	56	75	69					
Avg. Gain Per Play	5.0	5.2	4.9	6.1	4.9	5.0	5.5	5.1	4.7	5.4	6.0					
Net Yards Rushing	117	66	77	96	116	123	77	101	61	267	242					
Total Rushing Plays	34	22	28	30	25	35	23	18	16	53	43					
Avg. Gain Per Rush	3.4	3.0	2.8	3.2	4.6	3.5	3.3	5.6	3.8	5.0	5.6					
Net Yards Passing	252	359	265	355	294	238	274	224	204	136	174					
Times Sacked	2	4	2	2	2	0	1	2	2	3	1					
Yards Lost on Sacks	8	17	12	8	4	0	10	14	14	14	4					
Gross Yards Passing	260	376	277	363	298	238	284	238	218	150	178					
Pass Attempts	38	55	40	42	57	37	40	44	38	19	25					
Pass Completions	26	32	25	28	29	25	24	26	24	13	14					
Completion Pct	68.4%	58.2%	62.5%	66.7%	50.9%	67.6%	60.0%	59.1%	63.2%	68.4%	56.0%					
Avg. Gain Per Pass	6.3	6.1	6.3	8.1	5.0	6.4	6.7	4.9	5.1	6.2	6.7					
Interceptions	0	2	0	0	1	1	0	2	0	1	2					
Fumbles / Fum. Lost	4/1	2/1	1/0	1/1	2/1	0/0	0/0	1/1	1/0	1/0	1/0					
Penalties	9	7	7	7	4	10	5	9	5	5	6					
Penalty Yards	78	51	52	50	41	70	54	68	25	31	45					
Punts	5	3	5	4	8	4	3	3	4	4	2					
Gross Punting Average	51.4	56.3	39.4	43.8	45.8	43.8	45.7	51.0	47.3	39.3	47.0					
Touchbacks	0	1	0	1	1	0	0	0	1	0	0					
Inside20	3	0	2	2	6	2	2	1	1	2	1					
Punts Blocked	0	0	1	0	0	0	0	0	0	0	0					
Net Punting Average	47.6	41.7	33.2	38.0	40.4	43.8	41.7	44.0	38.0	27.8	48.5					
Punt Returns	6	1	3	1	5	4	1	1	2	2	4					
Punt Return Yards	54	-2	12	4	59	50	8	23	27	14	79					
Punt Return Avg.	9.0	-2.0	4.0	4.0	11.8	12.5	8.0	23.0	13.5	7.0	19.8					
Fair Catches	1	3	0	4	2	2	0	0	2	3	1					
Kickoff Returns	1	1	3	3	0	1	3	1	1	4	2					
Kickoff Return Yards	24	32	78	57	0	20	50	39	31	67	59					
Kickoff Return Avg.	24.0	32.0	26.0	19.0	0.0	20.0	16.7	39.0	31.0	16.8	29.5					
Time of Possession	35:14	28:10	30:14	35:03	33:42	37:34	26:29	25:59	23:31	38:09	34:12					

BALTIMORE RAVENS 2018 REGULAR SEASON GAME BY GAME DEFENSIVE STATISTICS

Game	9/9 vs. Buf.	9/13 @ Cin.	9/23 vs. Den.	9/30 @ Pit.	10/7 @ Cle.	10/14 @ Ten.	10/21 vs. NO	10/28 @ Car.	11/4 vs. Pit.	11/18 vs. Cin.	11/25 vs. Oak.	12/2 @ Atl.	12/9 @ KC	12/16 vs. TB	12/22 @ LAC	12/30 vs. Cle.
Points	3	34	14	14	12	0	24	36	23	21	17					
1st Qtr	0	14	14	0	0	0	0	7	7	0	7					
2nd Qtr	0	14	0	14	6	0	7	17	7	7	3					
3rd Qtr	3	0	0	0	3	0	0	3	6	14	7					
4th Qtr	0	6	0	0	0	0	17	9	3	0	0					
Overtime	0	0	0	0	3	0	0	0	0	0	0					
TDs (Ru-P-Ret)	0 (0-0-0)	4 (0-4-0)	2 (2-0-0)	1 (0-1-0)	1 (0-1-0)	0 (0-0-0)	3 (1-2-0)	4 (2-2-0)	3 (1-2-0)	3 (1-2-0)	2 (1-1-0)					
PATs (M/A)	0-0	4-4	2-2	0-0	0-1	0-0	3-3	3-3	2-3	3-3	2-2					
2PT Convs (M/A)	0-0	0-0	0-0	1-1	0-0	0-0	0-0	0-1	0-0	0-0	0-0					
FGs (M/A)	1-2	2-2	0-0	2-2	2-3	0-0	1-1	3-3	1-1	0-1	1-1					
Safeties	0	0	0	0	0	0	0	0	0	0	0					
First Downs	10	24	18	14	20	7	26	22	27	15	13					
Rushing	3	6	8	1	6	1	12	7	8	4	4					
Passing	5	14	8	12	13	5	12	14	18	10	9					
Penalty	2	4	2	1	1	1	2	1	1	1	0					
3rd Down Conv (M/A)	2-15	5-13	6-14	2-12	6-19	1-10	6-14	6-12	10-16	6-14	3-13					
3rd Down Conv Pct	13.3%	38.5%	42.9%	16.7%	31.6%	10.0%	42.9%	50.0%	62.5%	42.9%	23.1%					
4th Down Conv (M/A)	0-1	0-0	0-1	0-1	0-1	0-0	4-5	1-1	1-1	0-1	1-2					
4th Down Conv Pct	0%	0%	0%	0%	0%	0%	80.0%	100.0%	100.0%	0%	50.0%					
Total Net Yards	153	373	293	284	416	106	339	386	395	255	249					
Total Off. Plays	61	70	61	59	76	40	70	63	76	54	56					
Avg. Gain Per Play	2.5	5.3	4.8	4.8	5.5	2.7	4.8	6.1	5.2	4.7	4.4					
Net Yards Rushing	83	108	120	19	112	55	134	154	113	48	67					
Total Rushing Plays	22	28	24	11	28	14	39	33	27	16	19					
Avg. Gain Per Rush	3.8	3.9	5.0	1.7	4.0	3.9	3.4	4.7	4.2	3.0	3.5					
Net Yards Passing	70	265	173	265	304	51	205	232	282	207	182					
Times Sacked	6	0	3	1	5	11	1	0	1	1	3					
Yards Lost on Sacks	28	0	19	9	38	66	7	0	10	4	12					
Gross Yards Passing	98	265	192	274	342	117	212	232	292	211	194					
Pass Attempts	33	42	34	47	43	15	30	30	48	37	34					
Pass Completions	11	24	22	27	25	10	22	22	29	19	16					
Completion Pct	33.3%	57.1%	64.7%	57.5%	58.1%	66.7%	73.3%	73.3%	60.4%	51.4%	47.1%					
Avg. Gain Per Pass	1.8	6.3	4.7	5.5	6.3	2.0	6.6	7.7	5.8	5.4	4.9					
Interceptions	2	0	1	1	1	0	0	0	0	0	0					
Fumbles / Fum. Lost	1-0	1-0	1-0	1-1	1-0	1-0	1-1	1-0	0-0	0-0	1-1					
Penalties	10	9	13	5	10	4	6	4	8	7	4					
Penalty Yards	100	92	120	40	66	35	52	30	103	58	24					
Punts	8	6	7	5	9	9	2	3	4	6	6					
Gross Punting Average	49.6	40.2	41.0	41.2	50.2	41.7	44.0	45.7	37.5	41.8	44.7					
Touchbacks	0	0	0	0	1	0	0	0	0	0	0					
Inside20	3	4	3	1	3	3	0	2	1	1	1					
Punts Blocked	0	0	0	0	0	0	0	0	0	0	0					
Net Punting Average	42.9	40.5	39.3	40.4	41.4	36.1	40.0	38.0	30.8	39.5	31.5					
Punt Returns	3	2	3	1	3	1	1	2	3	2	1					
Punt Return Yards	19	24	31	3	23	0	12	21	17	46	-3					
Punt Return Avg.	6.3	12.0	10.3	3.0	7.7	0.0	12.0	10.5	5.7	23.0	-3.0					
Fair Catches	0	0	1	1	3	0	1	0	0	2	0					
Kickoff Returns	5	3	2	4	0	1	1	1	1	2	2					
Kickoff Return Yards	165	56	41	80	0	20	16	14	31	35	44					
Kickoff Return Avg.	33.0	18.7	20.5	20.0	0	20.0	16.0	14.0	31.0	17.5	22.0					
Time of Possession	24:46	31:50	29:46	24:57	36:16	22:26	33:31	34:01	36:29	21:51	25:48					