



# BALTIMORE RAVENS PRESS RELEASE

UNDER ARMOUR PERFORMANCE CENTER | 1 WINNING DRIVE | OWINGS MILLS, MD 21117  
PH: 410-701-4000 | BALTIMORERAVENS.COM | TWITTER: @RAVENS

TWO-TIME WORLD CHAMPIONS: SUPER BOWL XXXV (2000) & SUPER BOWL XLVII (2012)



## OAKLAND RAIDERS VS. BALTIMORE RAVENS

(2-8)

WEEK 12 – SUNDAY, NOV. 25, 2018

1 P.M. ET – M&T BANK STADIUM (71,008)



(5-5)

### JUST THE FACTS

• Looking for their second-straight win at home, the Baltimore Ravens (5-5) host the Oakland Raiders (2-8) in a Thanksgiving Weekend battle at M&T Bank Stadium. Sitting second in the AFC North standings, Baltimore remains in the thick of the AFC playoff race and currently holds the conference's second Wild Card position.

• In last Sunday's 24-21 home win over Cincinnati, Baltimore produced the fifth-most rushing yards (265, tied) in franchise history. Rookies **QB Lamar Jackson** (117) and **RB Gus Edwards** (115) each rushed for over 100 yards, marking the first time in NFL history that a team had a rookie QB & RB each surpass 100 rushing yards in a game. (Jackson's 117 also stand as the most in league history by a QB in his starting debut.) Filling in for injured QB Joe Flacco (hip), Jackson completed 13 of 19 passes for 150 yards, 0 TDs and 1 INT, finding **WR Willie Snead IV** 5 times for a team-high 51 receiving yards. Baltimore outgained Cincinnati in total yards, 403 to 255, marking the third-fewest yards permitted by the Ravens this season.

• Under **John Harbaugh**, the Ravens are 4-2 against Oakland, including a 2-1 mark at home. Baltimore is 7-3 against the Raiders in all-time regular season play, posting a 5-1 record in Charm City. These two teams last met during the 2017 campaign, when the Ravens won, 30-17, at Oakland.

• In his 11th season at Baltimore's helm, Harbaugh has led the Ravens to a 109-76 overall record (10-5 postseason), posting the NFL's fifth-most total victories since his 2008 arrival. The Ravens have played in three AFC title games (2008, 2011 & 2012) under Harbaugh, while in 2012, he guided the franchise to its second Super Bowl victory.

### THIS WEEK'S SCHEDULE

**Wed. Nov. 21:** 11:15 a.m. – Coach Harbaugh & Players at Podium  
11:25 a.m. – Open Locker Room  
1:05 p.m. – Practice/Media Viewing

**Thur. Nov. 22:** No Media Availability / Happy Thanksgiving!

**Fri. Nov. 23:** 11:10 a.m. – Practice/Media Viewing  
12:45 p.m. – Coach Harbaugh at Podium  
12:45 p.m. – Open Locker Room

### WEDNESDAY CONFERENCE CALLS

**Raiders:** Head Coach Jon Gruden at 2:45 p.m. ET  
**Ravens:** Head Coach John Harbaugh at 11:30 a.m. ET

### CALLING THE ACTION

**Television:** CBS / WJZ Ch. 13 (Baltimore)

- Andrew Catalon (play-by-play) - James Lofton (analyst)  
- Amanda Balionis (sideline)  
- Steve McKee (producer) - Andy Goldberg (director)

**Local Radio:** WBAL (1090 AM) & 98Rock (97.9 FM)

- Gerry Sandusky (PBP) - Jarret Johnson (analyst) - Kirk McEwen (sideline)

### HARBS SAYS

**JOHN HARBAUGH ON THE RAVENS' MINDSET IN THE SEASON'S SECOND HALF:**

"We have a bunch of guys that believe in one another and have a lot of faith in one another. Like I've said before, man, bring it on – whatever it is! That's how we look at it, and that's the way they fight. We're going to come out, and we're going to fight for each other and have each other's backs. We talked about that with Lamar [Jackson last week]. 'Go out there and be you! Go out there and be you, and we've got your back.' And not just Lamar, but that's for every single guy in that [locker] room. That's the mindset our team has right now, and we're rolling."

### INJURY UPDATE

Last week vs. Cincy, **QB Joe Flacco** (hip) missed just the seventh start of his 11-year career and first since 2015. Starting **RT James Hurst** (back) has missed the past four games, while **OLB Tim Williams** (ankle) has missed the last two. **CB Maurice Canady** (knee) and **RB Kenneth Dixon** (knee) began practicing last week after being designated for return.

### NOTE THE QUOTE

**S ERIC WEDDLE ON HOW BALTIMORE APPROACHES THE RAIDERS GAME:**

"We can't [have a letdown]. We know if we lose, it's basically done – the way the conference is and our division. So, we won't have a letdown. This team is too close-knit, too bound together. We have great leadership from our head coach. Next game up is the game of our lives, and we'll treat it like that."

### WHAT'S GOING ON?



**LAST SUNDAY VS. CINCY, LAMAR JACKSON & GUS EDWARDS BECAME THE FIRST ROOKIE QB AND RB TEAMMATES TO RUSH FOR AT LEAST 100 YARDS EACH IN A SINGLE GAME IN NFL HISTORY.**

**BALTIMORE TOTALED 265 RUSHING YARDS, TYING FOR THE FIFTH MOST IN FRANCHISE HISTORY & RANKING AS THE FOURTH MOST BY AN NFL TEAM IN 2018.**



# RAVENS / OPPONENT INFORMATION

## SCHEDULE / RESULTS (5-5)

Date	Opponent	Result/Time
Sun. Sept. 9	BUFFALO BILLS	W, 47-3
Thurs. Sept. 13	at Cincinnati Bengals	L, 23-34
Sun. Sept. 23	DENVER BRONCOS	W, 27-14
Sun. Sept. 30	at Pittsburgh Steelers	W, 26-14
Sun. Oct. 7	at Cleveland Browns	L, 9-12 (OT)
Sun. Oct. 14	at Tennessee Titans	W, 21-0
Sun. Oct. 21	NEW ORLEANS SAINTS	L, 23-24
Sun. Oct. 28	at Carolina Panthers	L, 21-36
Sun. Nov. 4	PITTSBURGH STEELERS	L, 16-23
Sun. Nov. 11	BYE	
Sun. Nov. 18	CINCINNATI BENGALS	W, 24-21
Sun. Nov. 25	OAKLAND RAIDERS	1 p.m.
Sun. Dec. 2*	at Atlanta Falcons	1 p.m.
Sun. Dec. 9*	at Kansas City Chiefs	1 p.m.
Sun. Dec. 16*	TAMPA BAY BUCCANEERS	1 p.m.
Sat. Dec. 22	at Los Angeles Chargers	8:20 p.m. (NFLN)
Sun. Dec. 30*	CLEVELAND BROWNS	1 p.m.

\*Flexible Scheduling Games      Home Games in CAPS      All Times Eastern

## THE RAVENS' NO. 1 DEFENSE

Entering Week 12, the Ravens own both the NFL's No. 1 scoring defense and No. 1 overall (ypg) defense.

### 2018 TOTAL DEFENSE

Rk. Team	YPG
1. Baltimore	300.0
2. Buffalo	302.2
3. Chicago	314.4
4. Jacksonville	319.5
5. Minnesota	320.8

### 2018 SCORING DEFENSE

Rk. Team	PPG
1. Baltimore	18.1
2. Tennessee	18.9
3. Dallas	19.0
4. Chicago	19.5
5. Washington	19.8

## NUMBERS TO RAVE ABOUT

**7** — Rushing TDs for RB Alex Collins, tying (Saquon Barkley, Melvin Gordon III & Kareem Hunt) for the NFL's fourth most.

**9** — Consecutive FGs of 50-plus yards K Justin Tucker has made dating back to 2017. He is 19-of-21 on 50-yard kicks since 2016, with the lone misses coming from 58 and 62 yards. Impressively, Tucker has made 21-straight FGs between 50-57 yards.

**13** — Rushing TDs by the Ravens, tying (Den. & Pit.) for third most.

**12-3** — Baltimore's all-time record at home against teams from the West Coast (Oak. — 5-1, SD — 3-1, SF — 2-0 and Sea. — 2-1).

**19-4** — The Ravens' record at home in the month of November under John Harbaugh (since 2008), the NFL's best mark (.826).

**31-13** — The Ravens' overall record in the month of November under John Harbaugh (since 2008), the NFL's top mark (.705).

**50** — A team-high catches by WR Willie Snead IV to produce 499 yards. He's on pace to post a career-high 80 receptions.

## AFC NORTH STANDINGS

Teams	W	L	T	Home	Road	Div.	Con.	PF	PA
Pittsburgh	7	2	1	3-2	4-0-1	3-1-1	4-2-1	299	225
Baltimore	5	5	0	3-2	2-3	2-3	5-3	237	181
Cincinnati	5	5	0	3-2	2-3	1-2	3-3	256	312
Cleveland	3	6	1	3-2-1	0-4	1-1-1	2-4-1	218	263

## 2018 RANKINGS

### DEFENSE

Category	--Ravens--		--Raiders--	
	Stats	Rank	Stats	Rank
Total Defense	300.0	1	387.4	26
Rush Defense	94.6	3	142.3	31
Pass Defense	205.4	2	245.1	17
Points Per Game	18.1	1	29.3	30
3rd-Down Def. %	36.0	4	44.3	28
4th-Down Def. %	50.0	9t	100.0	32
Red Zone Def. (TD%)	63.0	22	54.1	10

### OFFENSE

Category	--Ravens--		--Raiders--	
	Stats	Rank	Stats	Rank
Total Offense	370.2	12	347.2	22
Rush Offense	109.9	16	102.6	23
Pass Offense	260.3	12	244.6	17
Points Per Game	23.7	17	17.0	30
3rd-Down Off. %	45.9	7	36.6	25
4th-Down Off. %	53.8	18t	27.3	31
Red Zone Off. (TD%)	64.9	11	41.4	30

### TEAM

Category	--Ravens--		--Raiders--	
	Stats	Rank	Stats	Rank
Turnover Ratio	-5	24t	-4	23
Penalties	68	19	67	18
Penalty Yards	520	12	575	21t

## SERIES HISTORY

- **Regular Season Series:** Ravens lead, 7-3 (5-1 in Baltimore).
- **Since 2006:** Ravens have won five of past seven games.
- **Postseason:** The Ravens are 1-0, winning the 2000 AFC Title.

### ALL-TIME RAVENS-RAIDERS RESULTS

Date	Location	Result	Attendance
09-01-96	Baltimore	Ravens, 19-14	64,124
11-08-98	Baltimore	Ravens, 13-10	69,037
01-14-01*	Oakland	Ravens, 16-3	62,784
12-14-03	Oakland	Raiders, 20-12	45,398
09-17-06	Baltimore	Ravens, 28-6	70,744
10-26-08	Baltimore	Ravens, 29-10	71,254
01-03-10	Oakland	Ravens, 21-13	38,400
11-11-12	Baltimore	Ravens, 55-20	71,339
09-20-15	Oakland	Raiders, 37-33	53,500
10-02-16	Baltimore	Raiders, 28-27	71,152
10-08-17	Oakland	Ravens, 30-17	54,980

\* AFC Championship Game

## NOTE OF THE WEEK

Baltimore's offense has posted an NFL-high 25 10-play drives this season, 14 of which have produced touchdowns (also an NFL high). On their two TDs last week vs. Cincinnati, the Ravens produced drives of 11 plays (all rushing) and 10 plays (7 rushing).

### 10-PLAY TOUCHDOWN DRIVES / 2018 SEASON

Rk. Team	Off. Poss.	10-Play Drives	10-Play TD Drives
1. Baltimore	115	25	14
2. New Orleans	104	19	13
Pittsburgh	119	20	13
4. New England	114	21	11



## S ERIC WEDDLE ON QB LAMAR JACKSON AFTER THE ROOKIE THREW HIS FIRST-CAREER INT IN THE WEEK 11 WIN VS. CINCY:

“What did he do on the next drive? He went down and scored. It was like nothing happened. And you can’t teach that. ... His physical ability, we see it every day. So I expected that. But to overcome adversity early on in his first start [is impressive]. I just think with his composure, we’re all excited about him.”

### TE Mark Andrews on how important it is for the rookie class to continue stepping up this season:

“It’s big. They brought us in here to do just that. They were one game shy of the playoffs last year, so just having us rookies here being able to contribute – especially this latter half of the season – is going to be big. That’s what we came in here to do – to come in right away and play and make an impact.”

### Associate head coach/special teams coordinator Jerry Rosburg on John Harbaugh’s ability to ignore “outside noise”:

“John is a rock. That’s the kind of human being he is, that’s the kind of man he is, and that’s the family he grew up in. He and the rest of his family are all strong people. They’re grounded in the right way. His preparedness and his message to our team has not changed one bit [this season].”

### LB C.J. Mosley on QB Lamar Jackson in the win over Cincy:

“It’s crazy; he looked even faster in the game than he does when we practice against him every day. He’s just got a giddy-up that no one sees every day. It was amazing seeing him out there playing and getting his first win. Hopefully we can start a good run now.”

### CBS analyst and former NFL QB Trent Green on the Ravens’ defense in an offense-centered league:

“I think any time you can have a great defense like the Ravens have put together, that’s good football. You can win a lot of football games that way.”

### CB Jimmy Smith on what makes him confident the Ravens can go on a playoff run:

“We believe in each other. We’re walking on faith right now, because we believe in each other in the locker room and the coaching staff, that we can get it done – whether the outside world believes it or not.”

### John Harbaugh on CB Marlon Humphrey:

“Marlon is becoming one of the top corners in the league. I don’t want to put that on him and put any pressure on him, but gosh, I think he’d appreciate it. I think he understands that. That’s his goal, and when he’s in there, we’re complete in the secondary. He makes us really strong back there, and the expectations are high. Our secondary has high, high standards and expectations for how we play. We expect to play at the highest level back there, and having that piece is a big part of that.”

### WR Willie Snead IV on the edge he brings football games:

“It just comes down to this being a playoff-game mentality. I want every inch, I want to keep these drives going, and I want to win. That’s what third down, those extra inches, that’s what those resemble. I just keep fighting and not giving up and not letting someone push me around. I definitely have that passion in me, and I just want to keep it going and bring everybody with me.”

### G Marshal Yanda on rookie T Orlando Brown Jr.’s play:

“He’s a physical dude. He brings a lot of energy and excitement to the game. You can tell he loves the game. He loves to play on Sunday. He’s a young player and just needs to continue to keep getting better. When you’re a really young player, especially a rookie, you have a lot of room to improve. Every single game, you should be getting better and better, and I think he’s definitely taking that approach to do that. He’s had some good plays and some not-so-good plays, but I like his attitude. I like his approach, and he just needs to continue to [improve]. Just like me, the same thing, we keep our heads down. We keep fighting, and I think the kid is going to get better each week.”

### Undrafted rookie RB Gus Edwards on getting his big chance and playing well last week vs. Cincinnati:

“I’ve got a great coaching staff. I’ve got a great group of veteran running backs who told me to always be prepared. From Day One when I came in here, they told me what it was going to be like. This game, a lot of things played into it, and you’ve always just got to be ready.”

### Ravens LBs coach Mike Macdonald on ILB C.J. Mosley:

“What we’re asking linebackers to do these days is *everything*. It’s hard to find. When you look at the landscape of the league, you see this guy is great at stopping the run, this guy is great at blitzing, this guy is great in coverage.”

### John Harbaugh on strengths of Don “Wink” Martindale as defensive coordinator:

“One of Wink’s many strengths is that he’s great with people. He’s very inclusive. It’s a good dynamic. I think you have more accountability. Guys are into it, and you have more ideas. We have some great ideas. You use everybody’s talents and everybody’s work. He does a great job of doing that, so that’s a big plus for us, and he’s good at it.”





# RAVENS / OPPONENT INFORMATION

## KEY NUMBERS VS. RAIDERS

**5**

Career sacks by **OLB Terrell Suggs** in seven games vs. the Raiders, including 1 in 2017's 30-17 win at Oakland.

**5-1**

The Ravens' record vs. Oakland in all-time home games. Baltimore's lone defeat occurred in 2016, when the Raiders emerged, 28-27.

**+10 / +83**

The Ravens' turnover and scoring differentials in six all-time home games vs. Oakland. Baltimore has forced 16 turnovers (and had just 6 giveaways) and outscored the Raiders, 171-88.

**47**

Career points for **K Justin Tucker** vs. Oakland, going 11-of-11 on FGAs and 14-of-14 on PATs in four games.

**55**

Points the Ravens scored on 11/11/12 vs. Oakland in a 55-20 win, marking the most points by Baltimore in team history.

**93.9**

Career passer rating for **QB Joe Flacco** in six games vs. the Raiders, producing 1,487 yards, 7 TDs and just 2 INTs. Flacco has also rushed for 3 TDs against Oakland and caught a 43-yard pass from QB Troy Smith during his rookie season.

## WEEK 11 GAME RECAP

**RAVENS 24, BENGALS 21**

**M&T Bank Stadium • Baltimore, MD • Sunday, Nov. 18**

**QB Lamar Jackson**, a 2018 first-round selection, started his first NFL game and helped the Ravens come from behind in a dramatic 24-21 victory over the Bengals at M&T Bank Stadium last Sunday. Jackson, who completed 13 of 19 for 150 yards, rushed 27 times for 117 yards. Those are the most carries by an NFL QB since Joe Geri ran 29 times for the Steelers in 1950. Baltimore produced the second-most rushing attempts (54) and fifth-most rushing yards (265, tied) in franchise history. Rookie **RB Gus Edwards** added 115 yards on the ground on 17 attempts. In the end, the Ravens' defense made a stop when the Bengals had the ball at their own 10-yard line with 2:45 left. Cincinnati's final effort came on a fourth-and-3 from their 37 that failed when Ravens **CB Marlon Humphrey** knocked away the intended pass for WR Cody Core. On the Ravens' first possession of the game, Jackson directed an 11-play (all runs), 75-yard drive that ended with **RB Alex Collins** running 7 yards for a touchdown and 7-0 lead. The Bengals tied the contest at 7-7 in the second quarter on a RB Joe Mixon 1-yard TD. A 28-yard **K Justin Tucker** FG gave the lead back to Baltimore at 10-7, and then Tucker ended the first half with a 56-yard boot. The Bengals' 2 third-quarter TD drives both started on the Ravens' side of the 50. The first followed a S Shawn Williams INT of Jackson at the Ravens' 32-yard line that led to a 4-yard QB Andy Dalton-to-TE Matt Lengel TD. The second came when the Bengals stopped Baltimore on a fourth-and-1 at the Baltimore 45. Dalton soon hit WR John Ross with a spectacular 22-yard TD for an 8-point lead, 21-13. The Ravens ended the third quarter with another impressive scoring series (10 plays, 80 yards) that tied the game at 21 with an 11-yard Edwards TD that was followed by his 2-point conversion run. Tucker's 24-yard FG with 8:12 left in the game provided the winning margin. The Ravens' defense limited the Bengals to 255 yards, the second fewest the Bengals have produced this season.

## RAVENS / RAIDERS LEADERS

### PASSING YARDS (TDs/INTs)

Joe Flacco . . . . . 2,465 (12/6)	Derek Carr . . . . . 2,633 (12/8)
Lamar Jackson . . . . . 237 (1/1)	AJ McCarron . . . . . 8 (0/0)

### RUSHING YARDS (YPC)

Alex Collins . . . . . 411 (3.6)	Marshawn Lynch (IR) . . . 376 (4.2)
Lamar Jackson . . . . . 256 (4.7)	Doug Martin . . . . . 333 (4.4)

### RECEIVING YARDS (CATCHES)

John Brown . . . . . 624 (35)	Jared Cook . . . . . 577 (45)
Willie Snead IV . . . . . 499 (50)	Jalen Richard . . . . . 432 (51)
Michael Crabtree . . . . . 479 (42)	Jordy Nelson . . . . . 353 (25)

### POINTS

Justin Tucker . . . . . 79	Daniel Carlson . . . . . 24
Alex Collins . . . . . 48	Jared Cook . . . . . 24
Javorius Allen . . . . . 30	Mike Nugent (NOR) . . . . . 22

### INTERCEPTIONS (YARDS)

Five Players . . . . . 1 (n/a)	Gareon Conley . . . . . 2 (64)
n/a . . . . . n/a	Five Players . . . . . 1 (n/a)

### SACKS (YARDS)

Za'Darius Smith . . . . . 5.5 (-31.5)	Maurice Hurst . . . . . 4 (-18)
Terrell Suggs . . . . . 5.5 (-37)	Bruce Irvin (NOR) . . . . . 3 (-26)

### TACKLES (SOLO)

C.J. Mosley . . . . . 64 (41)	Tahir Whitehead . . . . . 71 (53)
Tony Jefferson . . . . . 60 (41)	Marquel Lee . . . . . 44 (23)
Eric Weddle . . . . . 49 (40)	Marcus Gilchrist . . . . . 36 (24)

### GROSS PUNTING (NET)

Sam Koch . . . . . 47.0 (39.5)	Johnny Townsend . . . . . 43.3 (38.5)
--------------------------------	---------------------------------------

### FIELD GOALS (PCT.)

Justin Tucker . . . . . 19/21 (90.5)	Daniel Carlson . . . . . 6/7 (85.7)
--------------------------------------	-------------------------------------

### PUNT RETURN YARDS (AVG.)

Cyrus Jones . . . . . 104 (11.6)	Dwayne Harris . . . . . 156 (11.1)
----------------------------------	------------------------------------

### KICKOFF RETURN YARDS (AVG.)

Chris Moore . . . . . 207 (20.7)	Dwayne Harris . . . . . 311 (22.2)
----------------------------------	------------------------------------

## 2018 TALE OF THE TAPE

Category	Ravens	Raiders
Record . . . . .	5-5 . . . . .	2-8
Current Streak . . . . .	Won 1 . . . . .	Won 1
Points Scored . . . . .	237 . . . . .	170
TDs Scored . . . . .	26 . . . . .	17
Rushing TDs Scored . . . . .	13 . . . . .	4
Passing TDs Scored . . . . .	13 . . . . .	12
TDs on Returns . . . . .	0 . . . . .	1
Points Against . . . . .	181 . . . . .	293
TDs Allowed . . . . .	21 . . . . .	34
Rushing TDs Allowed . . . . .	7 . . . . .	9
Passing TDs Allowed . . . . .	14 . . . . .	24
TDs on Returns Allowed . . . . .	0 . . . . .	1
Time of Poss. Avg. . . . .	30:54 . . . . .	31:09
KOR Avg. For . . . . .	22.1 . . . . .	22.2
KOR Avg. Against . . . . .	22.9 . . . . .	21.6
PR Avg. For . . . . .	9.6 . . . . .	8.7
PR Avg. Against . . . . .	9.3 . . . . .	6.7
Sacks . . . . .	29 . . . . .	9
Sacks Allowed . . . . .	19 . . . . .	32
Interceptions . . . . .	5 . . . . .	7
Interceptions Thrown . . . . .	7 . . . . .	8
Fumbles Lost/Recovered . . . . .	5/2 . . . . .	5/2



# RAVENS / OPPONENT INFORMATION

## TOP RAVENS-RAIDERS CONNECTIONS

### PRO CONNECTIONS

- Ravens defensive coordinator **Don “Wink” Martindale** served as the Raiders’ inside linebackers (2004-05) and linebackers (2006-08) coach.
- Baltimore **WR Michael Crabtree** spent the 2015-17 seasons on Oakland’s roster, recording 232 receptions for 2,543 yards and 25 TDs during that span.
- Oakland **G/T Kelechi Osemele** was Baltimore’s second-round pick of the 2012 NFL Draft. He started all 16 games as a rookie and helped the Super Bowl XLVII-winning Ravens score the second-most points (398) in franchise history.
- Raiders **CB Rashaan Melvin** spent part of the 2014-15 seasons on the Ravens’ roster.
- Oakland **LS Trent Sieg** signed with Baltimore as an undrafted rookie free agent in 2018 and spent training camp learning under Ravens **LS Morgan Cox**.

### LOCAL CONNECTIONS


- Ravens assistant head coach/tight ends coach **Greg Roman** served in a variety of roles at Stanford (2009-10), including tight ends/offensive tackles coach and running game coordinator, as well as assistant head coach. Baltimore football strategy coordinator/WRs coach **Matt Weiss** spent 2005-08 at Stanford, moving from a GA role to defensive & special teams assistant.
- The Ravens have several coaches and players who hail from California: director of pro personnel **Vincent Newsome** (Vacaville), assistant offensive line coach **Richard Angulo** (Santa Ana), secondary coach **Chris Horton** (Los Angeles), **S Tony Jefferson** (Chula Vista), **WR Jordan Lasley** (Compton), **ILB Patrick Onwuasor** (Inglewood), **CB Jimmy Smith** (Fontana) and **S Eric Weddle** (Alta Loma).
- Several Raiders players are native to the Maryland area: **LB Marquel Lee** (Waldorf), Injured Reserve **LS Andrew DePaola** (Parkton) and **CB Nick Nelson** (Glenarden).
- Raiders defensive coordinator **Paul Guenther** served as an assistant coach at Western Maryland College from 1994-95. Oakland senior defensive assistant **Jim O’Neil** was the defensive coordinator/DBs coach at Towson University in 2005.

## RAVENS RADIO BROADCASTS

- The Ravens’ 2018 radio team features **Gerry Sandusky**, with former Ravens standouts **OLB Jarret Johnson** and **TE Dennis Pitta** splitting half the games as analysts. 98 Rock’s **Kirk McEwen** serves as the sideline reporter for home games, while former Ravens **RB Justin Forsett** is the away game sideline reporter.
- All games can be heard on 98Rock (97.9 FM), WBAL 1090 AM, baltimoreravens.com, the Ravens mobile app (when in Baltimore) and on 21 regional affiliates. These broadcasts spans three states – Maryland, Pennsylvania and Delaware – and Washington, D.C.
- Additionally, Tico Sports produces a Spanish radio broadcast. With a crew consisting of David Andrade (play-by-play), Allen Gutierrez (analyst) and Juliana Lopez (producer), Tico Sports broadcasts games on Radio La Jefa WDMV 700 AM, the Ravens’ flagship Spanish radio partner. The broadcast also digitally streams games on the Ravens Mobile App.



## SPOTLIGHT: TONY JEFFERSON



**Pos. S Ht. 5-11 Wt. 211 Exp. (NFL/Ravens): 6/2**  
**College: Oklahoma Hometown: Chula Vista, CA**

### You’re not huge into Thanksgiving. Why is that?

“I like Thanksgiving. I just believe that, personally, I’m thankful every day just for life. Instead of saying, ‘I don’t like Thanksgiving,’ I just think every day is Thanksgiving for me. It’s another day to eat some good food, but I’m thankful for every day I have.”

### What’s your favorite Thanksgiving food?

“Yams, turkey, mac and cheese and some stuffing.”

### What’s your favorite holiday?

“Christmas. Actually, my birthday. My birthday is a holiday.”

### What’s the best birthday you’ve ever had?

“My best birthday was when I was 16, when I got my first car. It was a 1997 brown Toyota Camry, and my dad bought me some rims. I got some money and put a surround sound in the back. I think I drove that whole day.”

### What is something people would be surprised to know about you?

“They’d be surprised to know that I know how to salsa dance. I went to a bunch of quinceañeras when I was in high school, so I got really good at Mexican dances.”

### How long have you been able to speak Spanish?

“Ever since my parents moved to Chula Vista, which was a more predominantly-Mexican city, I started being around [the language] more, taking class. We were required to take a language, and I obviously took Spanish, because everybody else was speaking it.”

### What benefits do you think knowing Spanish has now?

“Being bilingual helps you with job opportunities, so maybe after football that will help. And, just going places. In San Diego, Mexican shops are huge, so sometimes you want to be able to know what they’re saying, and you get a lot more ‘kudos’ points in San Diego when you know Spanish.”

### You’re a big Phoenix Suns fan. How did that originate?

“I was eight years old, and my basketball team was the Suns, and we were purple. I guess just being young and being on the Suns, I just liked them. I started buying posters and Suns stuff, and I just stuck with them ever since.”

### Who is your favorite Suns player of all time?

“Steve Nash.”

### What’s the best meal that you’ve ever had?

“My Nana’s mac and cheese and yams and fried chicken that she would cook for me. R.I.P., she died, but every time she would come visit, or I would go see her, she would know to cook fried chicken and yams and mac and cheese, and nobody competed with that.”

### You take a Twitter break during the season. What are your reasons?

“In the offseason, I find myself, sometimes, always on my phone and always on social media, and personally, I don’t like that. I don’t like being on my phone a lot. Also in the offseason, I work out, and I play with my son, but there’s not really that much else to do. Sometimes, I just find myself on social media too much. I think it can be a distraction, so I stop during the season. Sometimes people talk a lot of crap, and I don’t like to see it, because not that I can’t control that myself, I just don’t want to see it. I don’t like negative energy, and there are a lot of negative people in the world. Twitter, as well as Instagram, gives them a voice to kind of say what they want in a negative nature, and I’m just not about that. I’m about spreading positive energy, so I don’t like seeing that, and I don’t want to give them the opportunity to think they are affecting me with their fingers.”



# RAVENS WINNING WAYS

## TOP FRANCHISES / SINCE 2000

### TOTAL WINS

1. New England Patriots . . . 248
2. Pittsburgh Steelers . . . 210
3. Indianapolis Colts . . . 197
4. Green Bay Packers . . . 194
5. Philadelphia Eagles . . . 189
- 6. BALTIMORE RAVENS . . . 186**

### SUPER BOWL BERTHS

1. New England Patriots . . . 8
2. New York Giants . . . 3
- Pittsburgh Steelers . . . 3
- Seattle Seahawks . . . 3
- 5. BALTIMORE RAVENS . . . 2**
- Car., Den., Ind., Phi. . . . 2

### SUPER BOWL TITLES

1. New England Patriots . . . 5
- 2. BALTIMORE RAVENS . . . 2**
- New York Giants . . . 2
- Pittsburgh Steelers . . . 2
- Den., GB, Ind., . . . . . 1
- NO, Phi., Sea., TB . . . . . 1

### CONF. TITLE GAMES

1. New England Patriots . . 12
- Philadelphia Eagles . . . . 6
- Pittsburgh Steelers . . . . 6
- 4. BALTIMORE RAVENS . . . . 4**
- Green Bay Packers . . . . 4
- Indianapolis Colts . . . . 4

### WINNING SEASONS

1. New England Patriots . . 17
- Green Bay, Pittsburgh . . 14
- Indianapolis Colts . . . . 13
- 5. Baltimore Ravens . . . . 12**
- Philadelphia, Seattle . . . 12

### PLAYOFF BERTHS

1. New England Patriots . . 15
- Green Bay, Indianapolis . . 13
- Pittsburgh Steelers . . . . 12
- Philadelphia, Seattle . . 11
- 7. BALTIMORE RAVENS . . . . 10**

### PLAYOFF GAMES

1. New England Patriots . . 37
- Pittsburgh Steelers . . . . 25
- Green Bay Packers . . . . 24
- Indianapolis Colts . . . . 24
- 5. BAL., Phi., Sea. . . . . 23**

### PLAYOFF WINS

1. New England Patriots . . 27
- 2. BALTIMORE RAVENS . . . 15**
- Pittsburgh Steelers . . . . 15
- Philadelphia Eagles . . . 13
- Seattle Seahawks . . . . 13

## SUPER BOWL CHAMPIONS



**LB Ray Lewis - 2000 Super Bowl XXXV MVP**

In a magnificent effort showcasing thrilling performances by their defense, offense and special teams units, the Baltimore Ravens won Super Bowl XXXV with a 34-7 victory over the New York Giants. Allowing the Giants a meager 152 total net yards, New York's attack crossed midfield just twice, while Baltimore's "D" posted 4 INTs. LB Ray Lewis was named the game's MVP, capping an accolade-filled season in which he was also tabbed the NFL's Defensive Player of the Year.



**QB Joe Flacco - 2012 Super Bowl XLVII MVP**

Baltimore defeated San Francisco, 34-31, in Super Bowl XLVII, capturing the franchise's second World Championship. After an amazing first-half performance, the Ravens took a commanding 28-6 lead. But following a bizarre, 34-minute power outage that halted play, the 49ers stormed back into contention. Clinging to a 34-29 edge late in the game, the Ravens stood firm on a pivotal goal-line stand, jamming SF on four-straight plays inside the 7-yard line. QB Joe Flacco was named the game's MVP.

## PLAYOFF PERFORMERS

### PLAYOFF WINNING PERCENTAGE (Since 1970 Merger)

Rk.	Team	Record	Pct.
1.	<b>BALTIMORE RAVENS**</b>	<b>15-8</b>	<b>.652</b>
2.	New England Patriots*****	33-19	.635
3.	New York Giants****	20-12	.625
4.	San Francisco 49ers*****	30-19	.612
5.	Pittsburgh Steelers*****	36-24	.600

\* Number of Super Bowl Titles

## JOHN HARBAUGH ERA

(SINCE 2008)

### PLAYOFF BERTHS

1. New England Patriots . . . 9
- Green Bay Packers . . . . 8
- Pittsburgh Steelers . . . . 7
- 4. BALTIMORE RAVENS . . . . 6**
- Atlanta Falcons . . . . . 6
- Cincinnati Bengals . . . . 6
- Indianapolis Colts . . . . . 6
- Seattle Seahawks . . . . . 6

### TOTAL WINS

1. New England Patriots . . 143
- Pittsburgh Steelers . . . . 121
- Green Bay Packers . . . 113
- New Orleans Saints . . 110
- 5. BALTIMORE RAVENS . . 109**
- Atlanta Falcons . . . . . 103
- Denver, Seattle . . . . . 102

### PLAYOFF WINS

1. New England Patriots . . 13
- 2. BALTIMORE RAVENS . . . 10**
- Green Bay Packers . . . . 9
- Seattle Seahawks . . . . . 9
- Pittsburgh Steelers . . . . 8

### PLAYOFF GAMES

1. New England Patriots . . 20
- Green Bay Packers . . . . 16
- 3. BALTIMORE RAVENS . . . 15**
- Pittsburgh Steelers . . . 14
- Seattle Seahawks . . . . 14

### AFC TITLE GAMES

1. New England Patriots . . . 7
- 2. BALTIMORE RAVENS . . . 3**
- Pittsburgh Steelers . . . . 3
- Denver Broncos . . . . . 2
- Indianapolis Colts . . . . 2
- New York Jets . . . . . 2

### PLAYOFF ROAD WINS

- 1. BALTIMORE RAVENS . . . . 7**
- Green Bay Packers . . . . 5
- New York Jets . . . . . 4
- San Francisco 49ers . . . 3
- NY Giants, Philadelphia . . 2
- Pittsburgh, Seattle . . . . 2

### REG. SEASON WINS

1. New England Patriots . . 130
- Pittsburgh Steelers . . . 113
- Green Bay Packers . . . 104
- New Orleans Saints . . 104
- 5. BALTIMORE RAVENS . . . 99**
- Atlanta Falcons . . . . . 99
- Denver, Indianapolis . . . 96

### REG. SEASON HOME WINS

1. New England Patriots . . 73
- Green Bay Packers . . . . 63
- 3. BALTIMORE RAVENS . . . 62**
- Pittsburgh Steelers . . . . 61
- New Orleans Saints . . . 59
- Minnesota Vikings . . . 57
- Atlanta Falcons . . . . . 56

## SUPER BOWL SUCCESS

The Baltimore Ravens are one of four franchises (New England, NY Giants and Pittsburgh) to win multiple Super Bowls since 2000.





# HEAD COACH JOHN HARBAUGH

## ALL-TIME RAVENS COACHING RECORDS

John Harbaugh is the third head coach in Baltimore Ravens history. He is the franchise's all-time winningest coach (109 total victories), with Brian Billick (85) ranking second.

**SEASONS**  
RAVENS: 11<sup>TH</sup>  
NFL: 21<sup>ST</sup>

Coach	Seasons	Reg. Season	Playoffs	Total
John Harbaugh	2008-18	99-71	10-5	109-76
Brian Billick	1999-2007	80-64	5-3	85-67
Ted Marchibroda	1996-98	16-31-1	n/a	16-31-1



## HARBAUGH HEAD COACHING RECORDS (2008-18)

- Overall Career Record . . . 109-76
- Regular Season Record . . . 99-71
- at Home . . . . . 62-23
- on Road . . . . . 37-48
- vs. AFC . . . . . 76-52
- vs. AFC North . . . . . 39-26
- vs. NFC . . . . . 23-19
- Playoffs Record . . . . . 10-5
- Home Playoff Games . . . . . 2-0
- Road Playoff Games . . . . . 7-5
- Super Bowl Record . . . . . 1-0
- vs. Oakland . . . . . 4-2

## RAVENS WINS UNDER HARBAUGH

Including playoffs (10-5), the Ravens are 109-76 since **John Harbaugh's** 2008 arrival, posting the NFL's fifth-most victories.

### TOTAL NFL WINS / INCLUDING PLAYOFFS / SINCE 2008

Rk.	Team	Total Wins
1.	New England Patriots	143
2.	Pittsburgh Steelers	121
3.	Green Bay Packers	113
4.	New Orleans Saints	110
5.	<b>Baltimore Ravens</b>	<b>109</b>

## HARBAUGH SEASON-BY-SEASON

Year	Record	Playoffs (Result)
2018	5-5	TBD
2017	9-7	No Playoff Berth
2016	8-8	No Playoff Berth
2015	5-11	No Playoff Berth
2014	10-6	1-1 (Advanced to Divisional Round)
2013	8-8	No Playoff Berth
2012	10-6	4-0 (Won Super Bowl XLVII)
2011	12-4	1-1 (Advanced to AFC Championship)
2010	12-4	1-1 (Advanced to Divisional Round)
2009	9-7	1-1 (Advanced to Divisional Round)
2008	11-5	2-1 (Advanced to AFC Championship)

## HARBS IS HISTORICALLY GOOD

### MOST PLAYOFF WINS BY A COACH / FIRST 10 SEASONS (Since 1970 Merger)

Coach (Team)	Playoff Wins	Seasons
Joe Gibbs (Was.)	12	1981-90
Chuck Knoll (Pit.)	11	1968-78
<b>John Harbaugh (Bal.)</b>	<b>10</b>	<b>2008-17</b>
Bill Belichick (Cle. & NE)	10	1991-95, 2000-04
Andy Reid (Phi.)	10	1999-2008
George Seifert (SF, Car.)	10	1989-96, '99-'00
Bill Walsh (SF)	10	1979-88

## THE HARBAUGH FILE

**John Harbaugh** has led the Ravens to a playoff berth in six (2008-12 & 2014) of his 10 full seasons in Baltimore, and in 2012, captured the franchise's second Super Bowl title. Under "Harbs," the Ravens have secured an appearance in three AFC Championships (2008, 2011 & 2012).

### Here are several Harbaugh quick hits:

- The Ravens are one of only eight teams (NE – 9; GB – 8; Pit. – 7; Atl., Bal., Cin., Ind. & Sea. – 6) to earn at least six postseason berths in the last 10 years. (Baltimore has won at least one game in each of those playoff campaigns.)
- The Ravens' 10 playoff wins since 2008 rank second only to New England's 13.
- "Harbs" is the only head coach in NFL history to win a playoff game in each of his first four and five seasons.
- John and his brother, Jim (formerly of the 49ers), are the only head coaches to advance to three conference title games in the first five years as NFL bosses.
- Harbaugh is the only coach in NFL history to win a playoff game in six of the first seven seasons of a coaching career.
- In 2012, Harbaugh became the third coach (with Bill Cowher & Chuck Knox) since the 1970 merger to guide his team to the playoffs in each of his first five seasons.
- Harbaugh owns the third-most playoff wins (10, tied) by a coach in his first 10 seasons (since the 1970 merger).
- With the Ravens' 2014 playoff berth, Harbaugh became one of eight coaches in NFL history to make the postseason in six of their first seven seasons coaching.
- For coaches to make the playoffs in at least six of their first 10 years, "Harbs" is one of five active coaches to do so (Pete Carroll, Mike McCarthy, Andy Reid & Mike Tomlin).
- Harbaugh, Tom Landry (Dal.) and Tom Coughlin (Jax./NYG) own the most road playoff wins (7) by a HC in NFL history.



# HEAD COACH JOHN HARBAUGH

## ACTIVE HEAD COACH WINNING PERCENTAGE

Head coach **John Harbaugh** owns the sixth-best winning percentage (.589) among active coaches (min. 75 games), compiling a strong 109-76 record (including playoffs).

### ACTIVE HEAD COACHES / CAREER WINNING PERCENTAGE (Totals Include Regular Season and Playoff Games / Min. 75 Games)

Rk.	Coach	Team	Seasons	Record	Pct.
1.	Bill Belichick	Cle./NE	1991-95, 2000-18	285-132	.683
2.	Mike Tomlin	Steelers	2007-18	131-69-1	.654
3.	Mike McCarthy	Packers	2006-18	135-83-2	.618
4.	Sean Payton	Saints	2006-18	121-77	.611
5.	Andy Reid	Phi./KC	1999-2018	203-135-1	.600
6.	<b>John Harbaugh</b>	<b>Ravens</b>	<b>2008-18</b>	<b>109-76</b>	<b>.589</b>
7.	Pete Carroll	NYJ/NE/Sea.	'94, '97-99, '10-18	127-91-1	.582

## TRENDS UNDER HARBS

On grass. . . . .	43-33
Artificial turf . . . . .	56-38
September. . . . .	25-12
October . . . . .	17-25
November . . . . .	31-13
December . . . . .	23-19
January . . . . .	3-2
Leading at halftime . . . . .	79-18
Leading after 3 quarters . . . . .	87-16
When scoring first. . . . .	74-24
Positive or even turnover ratio. . . . .	78-29
Scoring 20 or more points . . . . .	82-31
Scoring 30 or more points . . . . .	36-5
Totaling 350 or more net yards. . . . .	53-26
Rushing for 150 or more yards . . . . .	29-6
Holding opp. under 250 net yards . . . . .	34-6
Holding opp. under 21 points. . . . .	81-15
Holding opp. under 15 points. . . . .	60-7

## POSTSEASON SUCCESS: ACTIVE COACHES

### PLAYOFFS WIN PERCENTAGE (Min. 5 Games)

Rk.	Coach	Rec.	Pct.
1.	Bill Belichick	28-11	.718
2.	<b>John Harbaugh</b>	<b>10-5</b>	<b>.667</b>
3.	Dan Quinn	3-2	.600
4.	Pete Carroll	10-7	.588
5.	Sean Payton	7-5	.583

### SUPER BOWL TITLES

1. Bill Belichick . . . . .	5
2. <b>John Harbaugh . . . . .</b>	<b>1</b>
Pete Carroll . . . . .	1
Mike McCarthy . . . . .	1
Sean Payton. . . . .	1
Doug Pederson . . . . .	1
Mike Tomlin. . . . .	1

## HARBAUGH'S PATH TO THE NFL

Team	Position	Years
<b>Baltimore Ravens</b>	<b>Head Coach</b>	<b>2008-18</b>
Philadelphia Eagles	Secondary	2007
Philadelphia Eagles	Special Teams Coord.	1998-2006
Indiana University	DBs/Special Teams Coord.	1997
University of Cincinnati	Assistant Head Coach	1995-96
University of Cincinnati	TEs/OLBs/RBs/Special Teams	1989-94
Morehead State	DBs/ST Coord./S&C Coach	1988
University of Pittsburgh	Tight Ends	1987
Western Michigan	Graduate Assistant	1984-86

## RAVENS UNDER HARBAUGH: SINCE 2008



**AFC TITLE GAMES**  
(2nd Most - tied, Pit.)



**ROAD PLAYOFF WINS**  
(NFL High)



**PLAYOFF WINS**  
(2nd Most, NE - 13)



**WINS AT HOME**  
(3rd Most)



**TOTAL VICTORIES**  
(5th Most)

*"I like the message that John brings. He doesn't talk like a guy who has been here 10 years. It's amazing how he tends to rejuvenate himself and his message, and we're lucky to have a leader like him."*

*- Steve Bisciotti, Ravens Owner*





# JERRY ROSBURG & SPECIAL TEAMS NOTES



## ROSBURG LEADS RAVENS SPECIALISTS

**SEASONS**  
**RAVENS: 11TH**  
**NFL: 18TH**

Special teams coordinator/associate head coach **Jerry Rosburg** has guided a stellar special teams group since arriving in Baltimore in 2008. Below are several standout notes about the coach and his successful group of specialists.

### SIX PRO BOWLERS

• Six Ravens have earned eight combined Pro Bowl honors while playing for Rosburg: ST **Brendon Ayanbadejo** (2008), K **Billy Cundiff** (2010), RS **Jacoby Jones** (2012), K **Justin Tucker** (2013 & 2016), LS **Morgan Cox** (2015 & 2016) and P **Sam Koch** (2015).

### PRIME KICKER & PUNTER

• Two-time Pro Bowl K **Justin Tucker**, who Rosburg scouted and helped sign as a rookie free agent, owns the NFL's most FGs (221) since entering the NFL in 2012. With a 90.2% career success mark, "Tuck" is the most accurate kicker in league history (221-of-245 on FGAs). Earning his first Pro Bowl nod in 2015, P **Sam Koch**'s 46.7 gross average ranked No. 9 in the NFL that season, while his 42.9 net average was No. 2. In 2017, Koch led the NFL in both punts inside the 10 (16) and the 20 (a franchise-record 40).

### RAVENS' BIG RETURNS

• Led by Pro Bowl RS **Jacoby Jones** in the 2012 Super Bowl season, Baltimore ranked first in the NFL in KOR average (27.3). Jones, who became the first player ever to record dual KORs of at least 105 yards in a career, tied for a league-leading 3 kick return TDs (2 KORs & 1 PR). He also tied an NFL record for longest KOR in a Super Bowl with his 108-yard KOR-TD. (In 2014's game at Pit., he added another 108-yarder to his resume, marking 4 total KOR-TDs over 100 yards in his career.)

### 2017: RAVENS RETURN GAMES SOARS IN WEEK 6 vs. CHICAGO

• In Week 6 vs. Chicago, for the first time in franchise history, the Ravens returned a kickoff and punt return for a TD in the same game. RB **Bobby Rainey Jr.** posted a 96-yard KOR-TD, while WR **Michael Campanaro** registered a 77-yard PR-TD. The Ravens became the first NFL team to have KOR and PR touchdowns in the same game since 2013, when Detroit and Kansas City each accomplished the feat on 12/8/13.

## BALTIMORE BLOCK PARTY

Since 2014, the Ravens have produced the NFL's third-most blocked kicks (13, tied, NE), including an NFL-high (tied) 4 in 2016.

### MOST BLOCKED KICKS (Since 2014)

Rk.	Team	Blocks
1.	Miami	15
	Philadelphia	15
3.	Bal. / NE	13

### MOST BLOCKED KICKS (2016 Season)

Rk.	Team	Blocks
1.	Baltimore	4
	Miami	4
3.	Five Teams	3

### RAVENS' 13 BLOCKS: BREAKDOWN (SINCE 2014)

Total Blocks . . . . . 13	1st Qtr. . . . . 3	When Losing . . . . . 8
FG Blocks . . . . . 7	2nd Qtr. . . . . 1	When Winning . . . . . 3
PAT Blocks . . . . . 3	3rd Qtr. . . . . 3	When Tied . . . . . 2
Punt Blocks . . . . . 3	4th Qtr. . . . . 6	Record w/ Block . . . . . 8-5

**221**  
**J. Tucker FGs Made**  
NFL's Most Since '12

**890**  
**J. Tucker Points Scored**  
NFL's Second Most Since 2012

**90.2**  
**J. Tucker Career FG %**  
Best in NFL History



**Ravens Kickoff Return TDs**  
NFL's Second Most Since 2011



**Ravens Total Kick Return TDs**  
NFL's Third Most Since 2011

## SIX STRAIGHT IN THE TOP 5

In the past six full seasons (2012-17), the Ravens' special teams units have consistently been acknowledged as one of the league's best. In the annual special teams report from senior NFL writer **Rick Gosselin**, Baltimore has ranked in the NFL's Top 5 for six-straight seasons. (Gosselin's report is recognized by NFL teams as a special teams measuring stick.)

### RAVENS SPECIAL TEAMS RANKINGS IN RICK GOSSELIN'S ANNUAL REPORT (Past Six Seasons)

Season	Ranking
2017	4th
2016	5th
2015	1st
2014	5th
2013	5th
2012	2nd

No other NFL team has been in the Top 5 (or even the Top 10) in each of the past six seasons.

## TOP KOR AVERAGE

Since 2008, when **Jerry Rosburg** became the Ravens' ST coordinator, Baltimore owns the NFL's No. 1 KOR average (25.2).

### NFL KICKOFF RETURN AVERAGE (Since 2008 / Rosburg's Baltimore Tenure)

Rk.	Team	KOR	Yards	Avg.	Long	TDs
1.	Baltimore Ravens	462	11,661	25.2	108t	7
2.	Minnesota Vikings	512	12,561	24.5	109t	10
3.	Atlanta Falcons	393	9,401	23.9	102t	1
4.	New York Jets	520	12,309	23.7	107t	6
5.	Seattle Seahawks	482	11,391	23.6	105t	6



# DON "WINK" MARTINDALE & DEFENSIVE NOTES

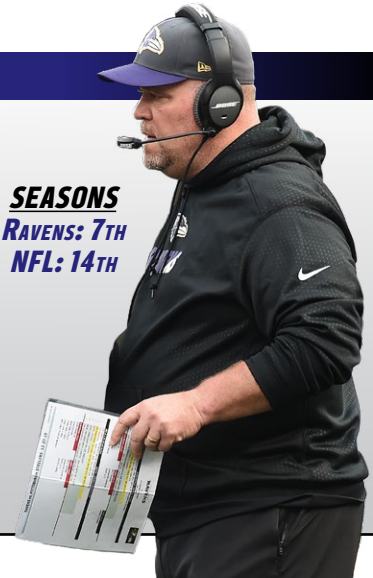
## "WINK" LEADS THE DEFENSE

On Jan. 9, 2018, the Ravens promoted **Don "Wink" Martindale** to defensive coordinator following the retirement of Dean Pees. Martindale, 54, is in his seventh year with the Ravens after serving as LBs coach from 2016-17 and ILBs coach from 2012-15. Under his guidance, **LB C.J. Mosley** has become one of the league's top defenders, earning three Pro Bowls.

The 2018 campaign marks Martindale's 14th season coaching in the NFL, where he has also spent time with Oakland (2004-08) and Denver (2009-10). In 2010, he served as the Broncos' defensive coordinator.

"'Wink' has earned the promotion to defensive coordinator," **John Harbaugh** stated. "His aggressive mentality will serve to take our defense to new levels. He is obviously respected by players, many of whom have already benefited from his direct coaching at the linebacker position. He knows the ins and outs of what we have been about on defense and has been an important contributor to our success on that side of the ball. This is an exciting day for Wink and his family, and also one for the Ravens."

**SEASONS**  
RAVENS: 7<sup>TH</sup>  
NFL: 14<sup>TH</sup>



## 2018 DEFENSIVE NUMBERS TO RAVE ABOUT

**4.7** — Yards per play allowed by the Ravens' defense, ranking as the NFL's fewest. (Chicago is second at 4.9.)

**29** — Sacks by Baltimore, ranking eighth (tied, LAR) in the NFL.

**36.0** — Third-down defensive percentage by the Ravens, ranking No. 4 in the NFL.

**58** — Tackles for loss by the Ravens, tying (Pit.) for fourth most.

**84.2** — Defensive passer rating by Baltimore, ranking No. 2 in the NFL (Chicago is first at 79.4).

## SHUT 'EM DOWN

Dating back to 2017, 14 shutouts have been pitched by defenses throughout the NFL. Of those, a league-high 4, including Week 6's 21-0 win at Tennessee, have come courtesy of the Ravens.

MOST SHUTOUTS (Since 1996 / Ravens' Inception)		MOST SHUTOUTS (Since 2017)	
Rk.	Team	Rk.	Team
1.	Baltimore Ravens . . . . . 14	1.	Baltimore Ravens 4
2.	San Francisco 49ers . . . . . 11	2.	Los Angeles Rams 2
	Seattle Seahawks . . . . . 11	3.	Eight Teams 1

## ALL-TIME RAVENS 'D' COORDINATORS

**Don Martindale** joins a long line of great Ravens defensive coordinators, four of whom have gone on to become NFL head coaches: **Marvin Lewis** (1996-2001), **Mike Nolan** (2002-04), **Rex Ryan** (2005-08) and **Chuck Pagano** (2011).

### RAVENS ALL-TIME DEFENSIVE COORDINATORS

<b>Don Martindale (2018)</b>	Rex Ryan (2005-08)
Dean Pees (2012-17)*	Mike Nolan (2002-04)
Chuck Pagano (2011)	Marvin Lewis (1996-2001)*
Greg Mattison (2009-10)	* Super Bowl-winning DC

## RAVENS' NO. 1 DEFENSE

Entering Week 12, the Ravens own both the NFL's No. 1 scoring defense and No. 1 overall (yppg) defense. Only once (2006) has Baltimore finished a season ranking No. 1 in each category.

2018 TOTAL DEFENSE		2018 SCORING DEFENSE	
Rk.	Team	YPG	PPG
1.	Baltimore . . . . .	300.0	18.1
2.	Buffalo . . . . .	302.2	18.9
3.	Chicago . . . . .	314.4	19.0
4.	Jacksonville . . . . .	319.5	19.5
5.	Minnesota . . . . .	320.8	19.8

## RAVENS "D" UNDER HARBAUGH

**Don Martindale** leads a defensive unit that, during the **John Harbaugh** Era (2008-18), has been superb.

<b>POINTS PER GAME ALLOWED</b>	<b>TOUCHDOWNS ALLOWED</b>
1. Pittsburgh . . . . . 19.0	1. Baltimore . . . . . 343
2. Baltimore . . . . . 19.1	2. Pittsburgh . . . . . 350
3. New England . . . . . 19.6	3. Seattle . . . . . 361
<b>TOTAL NET YARDS ALLOWED</b>	<b>OPPONENT PASSER RATING</b>
1. Pittsburgh . . . . . 308.2	1. Baltimore . . . . . 79.5
2. Baltimore . . . . . 316.7	2. Buffalo . . . . . 81.1
3. NY Jets . . . . . 320.9	3. Cincinnati . . . . . 81.5
<b>RUSHING YARDS ALLOWED</b>	<b>THIRD-DOWN DEFENSE</b>
1. Pittsburgh . . . . . 94.0	1. Houston . . . . . 36.0
2. Baltimore . . . . . 98.0	2. Baltimore . . . . . 36.1
3. Minnesota . . . . . 100.7	3. Denver . . . . . 36.3

## SACK CITY, USA

In Week 6 at the Titans, Baltimore racked up a franchise-best 11 sacks, tying for the second most by a team in league history. They also stand as the most in an NFL game since 2012 (San Diego, 11).

### MOST SINGLE-GAME SACKS RAVENS HISTORY

<b>10/14/18 at Ten . . . . . 11</b>
11/24/11 vs. SF . . . . . 9
11/26/06 vs. Pit . . . . . 9
11/16/97 vs. Phi . . . . . 9

**Second-Half "D" Dominates:** In Week 6 vs. Tennessee, the Ravens became the first team since the 1934 Lions not to allow a touchdown after halftime in each of their first six games of a season. (Baltimore's streak was then snapped by New Orleans in Week 7.)



# MARTY MORNHINWEG & OFFENSIVE NOTES

## MARTY MANS THE OFFENSE

Marty Mornhinweg was elevated to offensive coordinator on Oct. 10, 2016. A 24-year NFL coaching veteran, Mornhinweg, who joined Baltimore as QBs coach in 2015, is a former head coach of the Lions (2001-02). He has also served as offensive coordinator for the New York Jets (2013-14), Philadelphia Eagles (2004-12) and San Francisco 49ers (1997-2000).

### FIVE PRO BOWLERS

- Throughout his NFL coaching career, five quarterbacks have earned Pro Bowl honors under Mornhinweg's direction: Michael Vick, Donovan McNabb, Steve Young, Jeff Garcia and Brett Favre.

### SEASONS

**RAVENS: 4TH**  
**NFL: 24TH**



## MARTY'S NFL COORDINATOR ROLES

### 1997-2000: 49ers – Offensive Coordinator/QBs Coach

- During this span, SF offense ranked third in total net yards (364.6 ypg), including third in rushing (131.4 ypg) and fifth in passing (233.2 ypg).
- In 1999, the 49ers boasted the NFL's No. 1 rush offense (130.9 ypg).
- In 1998, SF offense ranked No. 1 in the NFL (425.0 ypg), including first in rushing (159.0 ypg) and second in passing (266.0 ypg).

### 2004-12: Eagles – Offensive Coordinator/Asst. Head Coach

- Under Mornhinweg, 10 offensive players earned a total of 17 Pro Bowl honors. Philly set a then-franchise best with 6,386 total net yards in 2011.
- In his first season (2004) guiding the offense, Philadelphia advanced to Super Bowl XXXIX.

### 2013-14: NY Jets – Offensive Coordinator

- Jets ranked third in the NFL rush offense (138.7 ypg) during this span.
- In 2014, helped guide a rushing attack that finished third in the NFL (142.5 ypg) behind RBs Chris Ivory and Chris Johnson.

### 2016-18: Baltimore Ravens – Offensive Coordinator

- In 2016, QB Joe Flacco threw for a franchise-record 4,317 yards.
- Over 2017 season's last nine games, Baltimore scored the NFL's second-most points per contest (29.4). During this span, the Ravens also ranked No. 1 in fewest giveaways (5) and No. 2 in sacks allowed (10).

## TOP "O" UNDER HARBAUGH

The Ravens' Top 6 all-time single-game offensive outputs have come during the John Harbaugh/QB Joe Flacco Era, including a 496-yard performance vs. Miami with Marty Mornhinweg as O.C. in 2016.

### RAVENS TOP TOTAL NET YARDS (Single-Game History)

Yards	Game/Date	Results
553	09/25/11 at STL	W, 37-7
548	12/13/09 vs. Det.	W, 48-3
533	12/23/12 vs. NYG	W, 33-14
503	09/23/12 vs. NE	W, 31-30
501	09/13/09 vs. KC	W, 38-24
496	12/04/16 vs. Mia.	W, 38-6

### BALTIMORE RAVENS MOST TOTAL YARDS

(Since 2012 / Past Six Years)
12/23/12 vs. NYG . . . . . 533
09/23/12 vs. NE . . . . . 503
12/04/16 vs. Mia. . . . . 496
09/20/15 at Oak. . . . . 493
10/12/14 at TB . . . . . 475
09/28/14 vs. Car. . . . . 454

## RUN GAME QUICK HITS

- ✓ In Week 11's win vs. Cincy, Baltimore produced the second-most rushing attempts (54) and fifth-most rushing yards (265, tied) in franchise history. The 265 also mark the fourth most in any NFL game this season.
- ✓ Since 2008, the Ravens' 153 rushing TDs tie (Atl.) for sixth most.
- ✓ Under Harbaugh, when rushing for at least 125 yards in a game, the Ravens have produced a 50-10 record. Baltimore is 29-6 when rushing for at least 150 yards and 11-1 when posting at least 200 under Harbaugh.

## THIRD-DOWN SUCCESS

Baltimore ranks No. 7 in third-down offense, converting 68 of 148 attempts (45.9%). Here is a breakdown of the Ravens' third-down offensive rankings entering Week 12:

Third-and-short (<4 yards) . . . . .	32 of 41 (78.0%) – No. 1
Third-and-1 . . . . .	21 of 25 (84.0%) – No. 4
Third-and-2/3 . . . . .	11 of 16 (68.8%) – No. 5
Third down overall . . . . .	68 of 148 (45.9%) – No. 7
Third-and-10+ . . . . .	8 of 37 (21.6%) – No. 10

## 10-PLAY TD DRIVES

Baltimore's offense has posted an NFL-high 25 10-play drives this season, 14 of which have produced touchdowns (also an NFL high).

### 10-PLAY TOUCHDOWN DRIVES / 2018 SEASON

Rk.	Team	Poss.	10-Play Drives	10-Play TDs
1.	Baltimore	115	25	14
2.	New Orleans	104	19	13
	Pittsburgh	119	20	13
4.	New England	114	21	11



2018 Ravens Rushing TDs tied (Den. & Pit.) for NFL's Third Most



Week 11 Rushing Yards by Baltimore vs. Cincy (Fifth Most, tied, in Ravens History)

## PRIME PROTECTION

Since 2014 (a 74-game span), Baltimore's 122 sacks permitted rank as the NFL's second fewest. The Ravens have allowed zero sacks in 16 games since 2014, a mark that ties (two teams) as the NFL's second most.

### NFL'S FEWEST SACKS ALLOWED / SINCE 2014

Rk.	Team	Sacks
1.	New Orleans Saints	118
2.	Baltimore Ravens	122
3.	Pittsburgh Steelers	125

### ZERO SACKS ALLOWED / GAMES / SINCE 2014

Oakland Raiders . . . . .	17
Baltimore Ravens. . . . .	16
New York Giants . . . . .	16
Pittsburgh Steelers . . . . .	16





## ASSISTANT COACHES

### **JERRY ROSBURG**

#### **SPECIAL TEAMS COORD. / ASSOC. HEAD COACH**

In his 40th season coaching, Rosburg has guided an exceptional special teams group over his 10 years (2008-17) with the Ravens. Specifically in the past six full seasons (2012-17), the Ravens' ST units have consistently been acknowledged as one of the league's best. In the annual special teams report from senior NFL writer Rick Gosselin, Baltimore has ranked in the NFL's Top 5 for six-straight seasons (and is the only team to do so).

### **DON MARTINDALE**

#### **DEFENSIVE COORDINATOR**

"Wink" was promoted to "D" coordinator on Jan. 9, 2018 after six years working with Baltimore's LBs. Originally joining the Ravens in 2012, during the past six seasons, Martindale has guided and helped grow a number of standout linebackers, most notably ILB C.J. Mosley. Martindale was the Broncos' "D" coordinator in 2010, and in 2009, coached all four LBs in the 3-4 scheme.

### **MARTY MORNHINWEG**

#### **OFFENSIVE COORDINATOR**

Mornhinweg is in his third year as offensive coordinator, originally assuming the role in Week 6 of 2016. A 34-year coaching veteran and former NFL head coach (Lions), he has an extensive background coordinating offenses and tutoring QBs. Throughout his NFL career, five QBs have earned Pro Bowl honors under his direction: Michael Vick, Donovan McNabb, Jeff Garcia, Steve Young and Brett Favre.

### **GREG ROMAN**

#### **ASSISTANT HEAD COACH / TIGHT ENDS COACH**

Roman is in his second stint with the Ravens, re-joining the team in 2017. In the latter part of '17, Baltimore's offense made big strides, and following the season, he was promoted to assistant head coach/TEs coach. Since his first term in Baltimore (2006-07), he has been a successful NFL offensive coordinator both in San Francisco and Buffalo.

### **RICHARD ANGULO**

#### **ASSISTANT OFFENSIVE LINE COACH**

Angulo is in his fifth year with the Ravens and his second as the team's assistant offensive line coach. In 2017, he helped coach an offensive line that allowed the league's seventh-fewest sacks (27, tied with Minnesota). From 2015-16, he served as Baltimore's tight ends coach after being promoted from his original position of offensive coaching intern (2014).

### **ANDY BISCHOFF**

#### **OFFENSIVE ASSISTANT / TIGHT ENDS**

Bischoff is in his fourth year with the Ravens and continues his work with the TEs, while aiding "O" coordinator Marty Mornhinweg and assistant head coach Greg Roman, who also coaches the TEs.

### **RANDY BROWN**

#### **SPECIALISTS COACH**

Brown works directly with the kicking group – K Justin Tucker, P Sam Koch (holder) and LS Morgan Cox – and has coached five Pro Bowlers in Baltimore: Koch (2015), Cox (2015 & 2016), Tucker (2013 & 2016), K Billy Cundiff (2010) and K Matt Stover (last kicked for Ravens in 2008).

### **JOE CULLEN**

#### **DEFENSIVE LINE COACH**

Cullen enters his third year as the Ravens' defensive line coach. He originally joined the team in 2016 following two seasons with the Buccaneers in the same role. A D-line specialist, he has 29 years of experience, including 11 in the NFL with five teams (Bal., TB, Cle., Jax. and Det.).

### **JOE D'ALESSANDRIS**

#### **OFFENSIVE LINE COACH**

Pronounced *dell-ah-SAN-dress*, he is a 40-year coaching veteran who enters his second season as Baltimore's O-line coach. "Joe D" has extensive experience guiding and developing linemen, both in the collegiate ranks and pros. Since transitioning to the NFL in 2008, he's mentored players for the Chiefs, Bills, Chargers and Ravens.

### **BOBBY ENGRAM**

#### **WIDE RECEIVERS COACH**

Engram, who enjoyed a 14-year NFL playing career, is in his fifth season as the Ravens' WRs coach. In his third year (2016) guiding Baltimore's receivers, his group helped record the second-most net passing yards in team history (4,100), including a franchise-best 4,317 by QB Joe Flacco.

### **THOMAS HAMMOCK**

#### **RUNNING BACKS COACH**

Hammock is in his fifth year as the Ravens' RBs coach. In 2017, he helped guide RB Alex Collins to a breakout season, when the back tallied 973 rushing yards and 1,160 yards from scrimmage. Prior to joining the Ravens, he spent 11 years on the collegiate circuit, including three (2011-13) as Wisconsin's assistant HC/RBs/recruiting coordinator.

### **CHRIS HEWITT**

#### **SECONDARY COACH**

Hewitt enters his second season as the secondary coach after being promoted prior to the 2017 campaign. He previously served as the team's DBs coach from 2015-16 and the assistant secondary coach in 2014. In his seventh-overall year in Baltimore, he also spent two years (2012-13) helping guide the special teams unit led by Jerry Rosburg.

### **CHRIS HORTON**

#### **ASSISTANT SPECIAL TEAMS COACH**

Horton is in his third year as the Ravens' assistant special teams coach, working directly with Jerry Rosburg. Horton has helped Baltimore's special teams units

perform outstandingly in the three years he's been involved. In the annual special teams report from senior NFL writer Rick Gosselin, Baltimore has ranked in the NFL's Top 5 for six-straight seasons.

### **STERLING LUCAS**

#### **QUALITY CONTROL - DEFENSE**

Lucas is in his third year with the Ravens after being promoted to a defensive quality control coach in January 2018, with responsibilities that include finding tips/tendencies on opponent offenses, self-scouting and working with the LBs.

### **MIKE MACDONALD**

#### **LINEBACKERS COACH**

Macdonald is in his first season as the team's LBs coach. In his fifth year with the Ravens, he previously spent time as the defensive backs coach (2017) and as a defensive assistant (2015-16). He originally joined Baltimore in 2014 as a coaching intern.

### **JAMES URBAN**

#### **QUARTERBACKS COACH**

Urban joined the Ravens in 2018. A 15-year NFL coaching veteran, he spent the past seven seasons with AFC North rival Cincinnati, coaching the WRs. He entered the NFL with the Eagles in 2004. After five seasons in two roles under Andy Reid, he was promoted to QBs coach his final two years (2009-10), coaching Pro Bowlers Donovan McNabb (2009) and Michael Vick (2010).

### **CRAIG VER STEEG**

#### **SENIOR OFFENSIVE ASSISTANT**

Pronounced *ver-STEEG*, he is in his 11th year working with the Ravens. Ver Steeg, who owns 35 years of coaching experience, has an extensive background working with QBs, WRs and RBs. As one of John Harbaugh's original coaching hires (2008), he has assisted in game preparation, game and practice analysis and guiding players.

### **MATT WEISS**

#### **FOOTBALL STRATEGY COORD. / WRs**

Weiss is in his 10th season with the Ravens after assisting with the QBs from 2016-17. Prior to joining the offense, he coached on defense in a variety of roles, including CBs, assistant LBs and quality control. In addition to his coaching duties, he's responsible for leading coaching staff analytics, advising John Harbaugh on game management and scripting situational practice periods.

### **DREW WILKINS**

#### **ASST. DEFENSIVE LINE / OLBS**


Wilkins originally joined the Ravens in 2010 and was promoted to assistant D-line/OLBs coach in 2018. Wilkins, who spent three seasons (2014-16) as a defensive assistant, was responsible for weekly production of the defensive playbook, scouting reports, film breakdown and assisting with the development of the D-line in practice.



# OZZIE NEWSOME / PERSONNEL NOTES

## THE WIZARDRY OF OZ

**SEASONS**  
**RAVENS: 22**  
**NFL: 40**



Ozzie Newsome's legacy is unlike any the game has seen. Known throughout all of sports as a premier leader, Newsome is a Hall of Fame player, the architect of Baltimore's 2000 and 2012 Super Bowl championship teams and an elite personnel evaluator who became the NFL's first African American GM.

### OZZIE NEWSOME CAREER SNAPSHOT

- NFL's first African American General Manager (promoted in 2002)
- Architect of Ravens 2000 & 2012 Super Bowl Championship Teams
- NFL Executive of the Year (2000)
- Pro Football Hall of Fame (class of 1999)
- State of Alabama Hall of Fame (class of 1995)
- National Football Foundation College Hall of Fame and NCAA Hall of Fame (class of 1994)
- 13-Year NFL Tight End with Cleveland Browns (1978-90)
- Three-Time Pro Bowler (1981, 1984-85)
- Four-Time Cleveland Touchdown Club Offensive Player of the Year
- Current Member of Two Major NFL Policy-Making Groups: Competition Committee and Player Care Foundation Board

## FIRST-ROUND FINDS

Led by Ozzie Newsome, the Ravens have selected 24 players in the first round. These picks have earned 60 combined Pro Bowls, many All-Rookie honors, multiple Defensive Player of the Year Awards, two Super Bowl MVPs and two Hall of Fame enshrinements.

### RAVENS ALL-TIME FIRST-ROUND DRAFT PICKS

Year	Name	Pick	Pro Bowls
1996	T Jonathan Ogden*~	4	11
1996	LB Ray Lewis* ++ ~-	26	13
1997	LB Peter Boulware*	4	4
1998	CB Duane Starks*	10	
1999	CB Chris McAlister*	10	3
2000	RB Jamal Lewis* =	5	1
2000	WR Travis Taylor	10	
2001	TE Todd Heap*	31	2
2002	S Ed Reed* +	24	9
2003	OLB Terrell Suggs* +	10	7
2003	QB Kyle Boller	19	
2005	WR Mark Clayton*	22	
2006	DT Haloti Ngata*	12	5
2007	G Ben Grubbs*	29	2
2008	QB Joe Flacco^ ~	18	
2009	T Michael Oher*	23	
2011	CB Jimmy Smith	27	
2013	S Matt Elam	32	
2014	LB C.J. Mosley*	17	3
2015	WR Breshad Perriman	26	
2016	T Ronnie Stanley	6	
2017	CB Marlon Humphrey	16	
2018	TE Hayden Hurst	25	
2018	QB Lamar Jackson	32	

\* All-Rookie Team    ^ Rookie of the Year (*NFL.com* Fan Vote)  
 ~ Super Bowl MVP    + Defensive Player of the Year Awards  
 = Offensive Player of the Year Award    - Pro Football Hall of Fame

## HOMEGROWN PRO BOWLERS

Year Drafted (Rd.)	Name	Pro Bowls
1996 (1st)	LB Ray Lewis	13
1996 (1st)	T Jonathan Ogden	11
2002 (1st)	S Ed Reed	9
<b>2003 (1st)</b>	<b>OLB Terrell Suggs</b>	<b>7</b>
2007 (3rd)	G Marshal Yanda	6
2006 (1st)	DT Haloti Ngata	5
1997 (1st)	OLB Peter Boulware	4
1999 (1st)	CB Chris McAlister	3
2008 (2nd)	RB Ray Rice	3
2015 (RFA)	LS Morgan Cox #	2
2001 (1st)	TE Todd Heap	2
1996 (5th)	WR/RS Jermaine Lewis	2
2007 (4th)	FB Le'Ron McClain	2
<b>2014 (1st)</b>	<b>LB C.J. Mosley</b>	<b>3</b>
2000 (6th)	OLB Adalius Thomas	2
2012 (RFA)	K Justin Tucker #	2
2007 (1st)	G Ben Grubbs	1
2013 (4th)	FB Kyle Juszczyk	1
2006 (6th)	P Sam Koch	1
2000 (1st)	RB Jamal Lewis	1
2002 (RFA)	LB Bart Scott #	1

# Undrafted rookie free agent    **Bold** indicates 2017 Pro Bowler



**HOMEGROWN**  
**RAVENS PRO BOWL**  
**PLAYERS**



**RAVENS**  
**DRAFT PICKS**  
**To Earn Pro Bowls**



**RAVENS**  
**ROOKIE FREE AGENTS**  
**To Earn Pro Bowls**

### Ozzie's First Two Draft Choices: Jonathan Ogden & Ray Lewis – Hall of Fame Legends

According to ESPN Stats & Info, with Ray Lewis' 2018 Hall of Fame induction, it marks the first time that two players (Ogden & Lewis in 1996) were drafted in the same round by the same team and reached the HOF in their first year of eligibility.



# OZZIE NEWSOME / PERSONNEL NOTES

## AN ELITE CLUB

The Ravens have won two Super Bowls during their 22-year history, doing so in 2000 and 2012. Baltimore is one of four franchises to win multiple World Championships since 2000.



### MOST SUPER BOWL CHAMPIONSHIPS (Since 2000 Season)

Titles	Team	Seasons
5	New England Patriots	2001, '03-04, '14, '16
2	<b>Baltimore Ravens</b>	<b>2000, '12</b>
2	New York Giants	2007, '11
2	Pittsburgh Steelers	2005, '08

## CONSISTENT CONTENDERS

The Ravens have earned 10 playoff berths in their history (2014, 2012, 2011, 2010, 2009, 2008, 2006, 2003, 2001 & 2000). Baltimore's 11 berths from 2000-17 rank fourth in the AFC and seventh overall in the NFL.

### MOST NFL PLAYOFF BERTHS / 2000-17 / PAST 18 SEASONS

AFC	NFC
15 - New England	13 - Green Bay
13 - Indianapolis	11 - Philadelphia
12 - Pittsburgh	11 - Seattle
<b>10 - Baltimore</b>	

## PLAYOFFS SINCE 2008

Baltimore is one of eight teams to earn a playoff berth in six of the past 10 full seasons. In each of those respective playoff years, the Ravens won at least one playoff game.

### MOST PLAYOFF BERTHS / 2008-17 / PAST 10 SEASONS

Berths	Team	Seasons
9	New England Patriots	2009-17
8	Green Bay Packers	2009-16
7	Pittsburgh Steelers	2008, 2010-11, 2014-17
<b>6</b>	<b>Baltimore Ravens</b>	<b>2008-12, 2014</b>
6	Atlanta Falcons	2008, 2010-12, 2016-17
6	Cincinnati Bengals	2009, 2011-15
6	Indianapolis Colts	2008-10, 2012-14
6	Seattle Seahawks	2010, 2012-16

## RAVENS "20/20" CLUB

The "20/20 Club" includes members of the team's personnel staff who started with the Ravens as young assistants and grew into evaluators with more input. The term "20/20" refers to hiring 20-year-olds for \$20,000. But according to **Ozzie Newsome**: "The guys actually started when they were a little older than 20 and for more than \$20,000, but that's what we call them."

### RAVENS "20/20 CLUB" GRADUATES / CURRENT SCOUTS

Name	Joined Ravens	Current Title
George Kokinis (Cle.)	1991	Senior Personnel Assistant
Eric DeCosta	1996	Assistant General Manager
Joe Hortiz	1998	Director of College Scouting
Chad Alexander	1999	Asst. Dir. of Pro Personnel
Mark Azevedo	2005	Northeast Area Scout
David Blackburn	2007	West Area Scout
Andrew Raphael	2013	Southeast Area Scout
Brandon Berning	2015	Midwest/SW Area Scout
Joey Cleary	2015	College & Pro Scout

## UNDRAFTED GEMS

Undrafted rookies **LB Chris Board**, WR/RS Janarion Grant and CB Darius Williams made the Ravens' 2018 Week 1 roster. Their statuses marked the 15th-straight season a RFA has made Baltimore's roster, tying for the NFL's second-longest active streak.

### CONSECUTIVE SEASONS W/ ROOKIE FA ON WEEK 1 ROSTER (Current NFL Streaks)

Rk.	Team	Seasons
1.	Indianapolis Colts	20
2.	<b>Baltimore Ravens</b>	<b>15</b>
	Denver, New England	15

## ROOKIE FREE AGENTS

The Ravens have a history of unearthing rookie free agent gems. On their 2018 Week 12 roster, the Ravens have nine such players who were originally signed by the team as undrafted players.

### ORIGINAL RAVENS ROOKIE FA SIGNINGS / 2018 ROSTER

2010: LS Morgan Cox	2016: G/C Matt Skura
2012: K Justin Tucker	2017: FB/DL Patrick Ricard
2014: T James Hurst	2018: LB Chris Board
2016: LB Patrick Onwuasor	2018: RB Gus Edwards
2016: DT Michael Pierce	

## RAVENS FIND SUCCESS IN EVERY ROUND

**1st** → Jonathan Ogden ('96), Ray Lewis ('96), Peter Boulware ('97), Chris McAlister ('99), Jamal Lewis ('00), Todd Heap ('01), Ed Reed ('02), Terrell Suggs ('03), Haloti Ngata ('06), Joe Flacco ('08), Jimmy Smith ('11), C.J. Mosley ('14), Ronnie Stanley ('16), Marlon Humphrey ('17)

**2nd** → Jamie Sharper ('97), Ray Rice ('08), Torrey Smith ('11), Courtney Upshaw ('12), Kelechi Osemele ('12), Timmy Jernigan ('14)

**3rd** → Casey Rabach ('01), Marshal Yanda ('07), Lardarius Webb ('09), Brandon Williams ('13), Crockett Gillmore ('14)

**4th** → Edwin Mulitalo ('99), Jarret Johnson ('03), Le'Ron McClain ('07), Dennis Pitta ('10), Kyle Juszczyk ('13), Alex Lewis ('16), Tavon Young ('16)

**5th** → Jermaine Lewis ('96), Dawan Landry ('06), Arthur Jones ('10), Pernell McPhee ('11), Rick Wagner ('13), Matthew Judon ('16)

**6th** → Adalius Thomas ('00), Chester Taylor ('02), Sam Koch ('06), Haruki Nakamura ('08), Tyrod Taylor ('11), Maurice Canady ('16)

**7th** → DeAngelo Tyson ('12), Michael Campanaro ('14)

**RFA** → Mike Flynn ('97), Priest Holmes ('97), Will Demps ('02), Bart Scott ('02), Ma'ake Kemoeatu ('02), Jameel McClain ('08), Dannell Ellerbe ('09), Morgan Cox ('10), Justin Tucker ('12), James Hurst ('14), Zach Orr ('14), Patrick Onwuasor ('16), Michael Pierce ('16), Matt Skura ('16)





# IRONMEN & TURNOVER NOTES

## NFL IRONMEN

Among active NFL players, Ravens **P Sam Koch** (202) & **CB Brandon Carr** (170) each rank first at their respective positions for current streaks of most consecutive games played. Koch's streak also ranks as the longest in Ravens history.

### CONSECUTIVE GAMES PLAYED / CURRENT NFL STREAKS

PUNTERS		CORNERBACKS	
1. <b>Sam Koch (Bal.)</b> . . . . .	<b>202</b>	1. <b>Brandon Carr (Bal.)</b> . . .	<b>170</b>
2. Brett Kern (Ten.) . . . . .	170	2. Patrick Peterson (Ari.) . .	122
3. Dustin Colquitt (KC) . . . .	163	3. Chris Harris (Den.) . . . . .	104

## CARR IS THE IRON HORSE

Ravens **CB Brandon Carr's** 170-consecutive *starts* rank as the NFL's longest active streak among defensive players, and it stands second overall among all NFL players.

### NFL CONSECUTIVE GAMES STARTED / CURRENT STREAKS

Rk.	Player	Games
1.	Philip Rivers (LAC)	202
2.	<b>Brandon Carr (Bal.)</b>	<b>170</b>
3.	Glover Quin (Det.)	142
4.	Matt Ryan (Atl.)	141
5.	Patrick Peterson (Ari.)	122
	Matthew Stafford (Det.)	122
	Ryan Kerrigan (Was.)	122

## RAVENS IRONMEN

### RAVENS CONSECUTIVE GAMES PLAYED / CURRENT STREAKS

Rk.	Player	Games
1.	Sam Koch	202
2.	Justin Tucker	106
3.	Anthony Levine Sr.	90

### RAVENS CONSECUTIVE GAMES PLAYED / ALL-TIME STREAKS

Rk.	Player	Games	Years
1.	<b>Sam Koch</b>	<b>202</b>	<b>2006-present</b>
2.	Jarret Johnson	129	2003-11
3.	Joe Flacco	122	2008-2015
4.	Peter Boulware	111	1997-2003
5.	Matt Stover	110	2002-08

### BALTIMORE RAVENS MOST ALL-TIME GAMES PLAYED

Rk.	Player	Games	Years
1.	Ray Lewis	228	1996-2012
2.	<b>Terrell Suggs</b>	<b>223</b>	<b>2003-present</b>
3.	Matt Stover	207	1996-2008
4.	<b>Sam Koch</b>	<b>202</b>	<b>2006-present</b>
5.	Jonathan Ogden	177	1996-2007
6.	<b>Joe Flacco</b>	<b>163</b>	<b>2008-present</b>
7.	Ed Reed	160	2002-12
8.	<b>Marshal Yanda</b>	<b>156</b>	<b>2007-present</b>
9.	Jarret Johnson	143	2003-11
10.	Chris McAlister	135	1999-2008
	Haloti Ngata	135	2006-14
12.	Kelly Gregg	134	2001-10
13.	Mike Flynn	133	1998-2007
	Todd Heap	133	2001-10

## TURNOVER MARGIN SINCE 2008

Since **John Harbaugh's** 2008 Baltimore arrival, the Ravens have produced the NFL's sixth-best turnover differential (+41).

### NFL's TOP TURNOVER DIFFERENTIALS (Since 2008 / John Harbaugh Era)

Rk.	Team	Takeaways	Giveaways	Turnover Diff.
1.	New England	296	169	+127
2.	Green Bay	291	197	+94
3.	Kansas City	274	221	+53
4.	Seattle	273	223	+50
5.	Carolina	296	254	+42
6.	<b>Baltimore</b>	<b>273</b>	<b>232</b>	<b>+41</b>
7.	Atlanta	256	220	+36

\* Ravens (+17) ranked No. 1 in the NFL in 2017.

## TURNOVERS AT HOME

Baltimore owns a +54 differential *at home* during the **John Harbaugh** Era, ranking as the league's third-best mark.

### NFL's TOP TURNOVER DIFFERENTIALS / AT HOME (Since 2008 / John Harbaugh Era)

Rk.	Team	Takeaways	Giveaways	Turnover Diff.
1.	Green Bay	164	86	+78
2.	New England	156	82	+74
3.	<b>Baltimore</b>	<b>152</b>	<b>98</b>	<b>+54</b>
4.	Seattle	151	105	+46

## TURNOVER TABLE SINCE 2000

Year	TA/TO	Plus/Minus	Record
<b>2018</b>	<b>7/12</b>	<b>-5</b>	<b>5-5</b>
2017	34/17	+17	9-7
2016	28/23	+5	8-8
2015	14/28	-14	5-11
2014	22/20	+2	10-6
2013	24/29	-5	8-8
2012	25/16	+9	10-6
2011	26/24	+2	12-4
2010	27/20	+7	12-4
2009	32/22	+10	9-7
2008	34/21	+13	11-5
2007	23/40	-17	5-11
2006	40/23	+17	13-3
2005	26/36	-10	6-10
2004	34/23	+11	9-7
2003	41/38	+3	10-6
2002	31/32	-1	7-9
2001	28/36	-8	10-6
2000	49/26	+23	12-4
<b>Total</b>	<b>545/486</b>	<b>+59</b>	<b>171-127</b>

## RAVENS ARE...

Since 2000, here are the Ravens' records in a game:  
 When turnover ratio is +2 or better . . . . . 76-5  
 When turnover ratio is +1 or better . . . . . 111-17  
 When turnover ratio is even . . . . . 30-23  
 When turnover ratio is negative . . . . . 29-85

**Note:** Since 2000, the Ravens are 76-5 when posting at least a +2 turnover margin, with the only losses coming in 2010 (23-20 OT at NE), 2012 (24-23 at Phi.), 2014 (34-33 vs. SD) and 2016 (27-23 at NYG & 30-23 at NE).



# THAT M&T MAGIC



## AT HOME UNDER HARBAUGH

Under **John Harbaugh** (since 2008) the Ravens own the NFL's third-best home winning pct. (.729), going 62-23 at M&T Bank Stadium.

### NFL'S BEST REGULAR SEASON HOME RECORDS (John Harbaugh Era / Since 2008)

Rk.	Team	Record	Pct.
1.	New England Patriots	73-12	.859
2.	Green Bay Packers	63-20-2	.753
3.	<b>Baltimore Ravens</b>	<b>62-23</b>	<b>.729</b>
4.	Pittsburgh Steelers	61-24	.718
5.	New Orleans Saints	59-26	.694

## RAVENS STRONG AT HOME

Simply put, the Ravens have been strong at home since the day they arrived in Baltimore. Below are the Ravens' respective home records and corresponding NFL rankings during several periods.

### RAVENS HOME RECORDS / NFL RANKINGS

Time Period (Milestone)	Record	NFL Rank
Since 2010 (Past Eight-plus Seasons)	50-19	3
Since 2008 (John Harbaugh's Arrival)	62-23	3
Since 2000 (First Super Bowl Season)	108-41	2
Since 1998 (M&T Bank Stadium Opened)	116-49	3
Since 1996 (Team's Inception)	123-57-1	5

## AT HOME, RAVENS ARE...

- Under head coach **John Harbaugh**, the Ravens are 19-4 in November home games, producing the NFL's best such record. The Ravens have won 17 of their past 20 home games during the month.
- Baltimore is 8-1 at home in November against AFC North foes under Harbaugh. Overall under Harbaugh, the Ravens are 22-10 in home games played against AFC North foes.
- Under Harbaugh (since 2008), Baltimore has gone 16-5 against NFC teams at M&T Bank Stadium, producing the second-best home record by an AFC squad vs. the "other" conference. (Denver is 17-5.)
- Under Harbaugh, the Ravens are 17-2 in September home games. The Ravens have won 20 of their past 22 home games in the month of September (dating back to 2006).
- The Ravens are 16-8 at home in the month of December under Harbaugh and 36-16 in such games during their history.
- Baltimore has won 17 of its last 24 home games vs. AFC North foes.
- Baltimore has won 19 of its last 24 home games vs. NFC teams.
- The Ravens are 12-3 at home all time against teams from the *West Coast* (Oak. – 5-1, SD – 3-1, SF – 2-0 and Sea. – 2-1).
- In their history, the Ravens have hosted 18 games when the temperature was below 40 degrees. Baltimore is 15-3 in these games.

## TOP "D" AT HOME

Baltimore has permitted an NFL-best 16.6 ppg at home during the **John Harbaugh** Era. Under "Harbs," the Ravens are 30-0 at home when allowing 10 points or fewer. In 19 of those games, the Ravens gave up no more than 7 points.

### FEWEST POINTS/GAME ALLOWED AT HOME (Since 2008)

Rk.	Team	PPG
1.	<b>Baltimore</b> . . . . .	<b>16.6</b>
2.	Seattle . . . . .	18.4
3.	New England . . . . .	18.7

## RAVENS DEFENSE AT HOME (SINCE 2008)



**16.6**  
Points Per Game Allowed  
(NFL's Fewest)



**74.2**  
Opponent Passer Rating  
(NFL's Best)



**298.8**  
Yards Per Game Allowed  
(NFL's Best)

## M&T BANK STADIUM FAST FACTS

- ✓ Dating back to 2008, the Ravens have outscored opponents 2,125 to 1,412 at home. In their 62 wins during this span, the margin of victory has been a strong 14.3 points per game.
- ✓ The Ravens own a +713 point differential at home under John Harbaugh, ranking No. 3 in the NFL (NE is +1,048 & GB is +800).
- ✓ In the 47-3 Week 1 win over Buffalo, Baltimore allowed 3 or fewer points at home for the fifth time under John Harbaugh.

## QUITE THE HOME HISTORY

The Ravens' "D" has been stout at home for many seasons. Since 2003, Baltimore ranks first in fewest points allowed per game (16.4) among home teams. The Ravens have also registered the top mark in terms of fewest yards allowed per game (292.9).

### BEST NFL DEFENSES AT HOME / SINCE 2003

#### TOTAL DEFENSE (Fewest Yards Allowed)

1.	<b>Baltimore</b> . . . . .	<b>292.9</b>
2.	Pittsburgh . . . . .	298.6
3.	NY Jets . . . . .	309.2

#### POINTS PER GAME (Fewest Allowed)

1.	<b>Baltimore</b> . . . . .	<b>16.4</b>
2.	New England . . . . .	17.2
3.	Seattle . . . . .	18.0

#### INTERCEPTIONS (Most in NFL)

1.	Cincinnati . . . . .	154
2.	<b>Baltimore</b> . . . . .	<b>153</b>
3.	GB/NE . . . . .	151

#### SACKS (Most in NFL)

1.	Minnesota . . . . .	348
2.	<b>Baltimore</b> . . . . .	<b>332</b>
3.	Pittsburgh . . . . .	328



# ALL-TIME RESULTS / TRENDS

## RAVENS ALL-TIME RECORDS

	<u>Overall Record</u>	<u>Home</u>	<u>Away</u>
Overall	195-166-1	123-57-1	72-109
In M&T Bank Stadium (since 1998)	116-49	116-49	n/a
Coached by Ted Marchibroda	16-31-1	11-12-1	5-19
Coached by Brian Billick	80-64	50-22	30-42
Coached by John Harbaugh	99-71	62-23	37-48
vs. AFC Teams	152-128	96-50	56-78
vs. AFC North	57-44	34-16	23-28
vs. AFC Central (1996-2001)	26-28	13-14	13-14
vs. AFC East	23-21	17-5	6-16
vs. AFC South	18-17	12-5	6-12
vs. AFC West	24-18	16-7	8-11
vs. NFC Teams	48-39-1	32-10-1	16-29
vs. NFC North	8-8	6-2	2-6
vs. NFC Central (1996-2001)	3-5	3-1	0-4
vs. NFC East	13-9-1	8-2-1	5-7
vs. NFC South	10-8	5-4	5-4
vs. NFC West	14-9	10-1	4-8
On Monday Night Football	12-11	5-2	7-9
On Thursday Night Football	7-5	6-1	1-4
On Saturday	3-1	2-0	1-1
In Overtime	12-12-1	7-4-1	5-8
Ravens Shutout Wins	14-0	6-0	8-0
In Season Openers	12-11	8-4	4-7
Indoors	6-15	n/a	6-15
<b>Note:</b> Baltimore has played in Houston's Reliant/NRG Stadium five times (3-2), Indy's Lucas Oil Stadium twice (0-2) and Dallas' Texas Stadium once (1-0). Three of those games at Reliant Stadium (12/13/10, 10/21/12 & 12/21/14) came when the roof was closed, meaning those games were "indoors," while the other games listed are considered "outdoors" due to open roofs.			
In August	0-1	0-1	0-0
In September	48-30	31-7	17-23
In October	36-52	19-20	17-32
In November	56-39-1	34-13-1	22-26
In December	50-40	36-16	14-24
In January	5-4	3-0	2-4

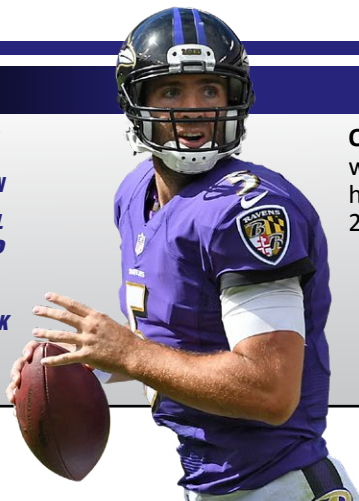
## RAVENS RESULTS WHEN...

<u>Team</u>	<u>Since 2000</u>	<u>Since 2008</u>	<u>2018</u>
Record	171-127	99-71	5-5
vs. AFC North (since 2002)	57-44	39-26	2-3
vs. AFC	130-95	76-52	5-3
vs. NFC	41-32	23-19	0-2
Home	108-41	63-23	3-2
Away	63-86	37-48	2-3
On grass	81-69	43-33	5-4
Artificial turf	90-58	56-38	0-1
Outdoors	166-115	93-63	5-5
Indoors	5-12	4-7	0-0
September	40-23	25-12	3-1
October	33-41	17-25	1-3
November	51-27	31-13	1-1
December	42-33	23-19	0-0
January	5-3	3-2	0-0
Leading at halftime	134-24	79-18	4-1
Trailing at halftime	27-90	14-48	0-4
Tied at halftime	10-13	6-5	1-0
Tied after 3 quarters	4-6	2-2	1-0
Leading After 3 quarters	145-18	87-16	4-1
Trailing after 3 quarters	23-102	10-56	0-4
Decided by 7 points or less	71-70	40-46	1-3
Decided by 3 points or less	40-40	24-26	1-2
When scoring first	120-39	74-24	4-4
When not scoring first	52-88	25-47	1-1
Positive or even turnover ratio	142-41	78-29	3-2
Negative turnover ratio	29-86	21-42	2-3
Winning penalty ratio	78-53	47-27	3-4
Losing penalty ratio	81-64	44-36	2-1
Overtime	9-10	6-7	0-1
When returning a KOR for a TD	5-3	5-2	0-0
When returning a PR for a TD	8-3	4-1	0-0

<u>Offense</u>	<u>Since 2000</u>	<u>Since 2008</u>	<u>2018</u>
Scoring 20 or more points	133-46	32-31	5-3
Scoring 30 or more points	56-7	36-5	1-0
Having 20 or more first downs	78-49	56-30	5-4
Totaling 350 or more net yards	78-41	53-26	4-3
At least 35 minutes time of poss.	45-7	25-5	4-0
Rushing for 150 or more yards	54-14	29-6	1-0
When not throwing an INT	94-22	56-15	2-2
With a 100-yard rusher	53-21	25-8	1-0
Without a 100-yard rusher	118-106	74-63	4-5
With a 100-yard receiver	38-23	25-16	1-1
Without a 100-yard receiver	133-104	74-55	4-4
With a 300-yard passer	22-19	19-14	1-1
Without a 300-yard passer	149-108	80-57	4-4
<u>Defense</u>	<u>Since 2000</u>	<u>Since 2008</u>	<u>2018</u>
When scoring a defensive TD	42-7	20-5	0-0
When returning an INT for a TD	33-3	15-2	0-0
When returning a fumble for a TD	9-4	5-3	0-0
Recording 3 or more sacks	93-38	47-24	3-1
Holding opp. under 250 net yards	50-6	34-6	2-0
Holding opp. under 21 points	137-36	81-15	4-1
Holding opp. under 15 points	108-16	60-7	4-1
Allowing a 100-yard rusher	17-28	10-17	0-1
Not allowing a 100-yard rusher	153-100	89-54	5-4
Allowing a 100-yard receiver	35-39	18-23	0-0
Not allowing a 100-yard receiver	137-87	81-48	5-5
Allowing a 300-yard passer	22-26	14-18	0-1
Not allowing a 300-yard passer	148-101	85-53	5-4



# JOE FLACCO NOTES



## THE FRANCHISE QUARTERBACK

### 5 FLACCO

11TH SEASON

SUPER BOWL  
XLVII MVP

6-6, 245  
QUARTERBACK

QB Joe Flacco is the Ravens' all-time leading passer in every major category. Flacco, who led Baltimore to a Super Bowl XLVII victory in 2012 (and earned game MVP honors), is in his 11th NFL campaign. In nine games this season, Flacco has completed 232 of 379 passes (61.2%) for 2,465 yards, 12 TDs and 6 INTs (84.2 rating).

### RAVENS CAREER PASSING LEADERS

Rk.	Player	G	Att	Cmp	Pct	Yards	TDs	INTs	Rate
1.	Joe Flacco	163	5,670	3,499	61.7	38,245	212	136	84.1
2.	Kyle Boller	53	1,311	746	56.9	7,846	45	44	71.9
3.	V. Testaverde	29	1,019	596	58.5	7,148	51	34	82.8

## PLAYOFF PERFECTION

Super Bowl XLVII MVP QB Joe Flacco was masterful during the Ravens' 2012 playoff run, completing 73 of 126 passes for 1,140 yards, 11 TDs and 0 INTs to produce a 117.2 passer rating. Flacco joined Hall of Fame QB Joe Montana (1989) as the only players to produce 11 TDs and 0 INTs during an NFL postseason.

### JOE FLACCO STATISTICS / 2012 PLAYOFFS

Game (Opp./Rd.)	Cmp-Att	Pct.	Yards	TDs	INTs	Rate
1/06/13 vs. Ind. (WC)	12-23	52.2	282	2	0	125.6
1/12/13 at Den. (Div.)	18-34	52.9	331	3	0	116.2
1/20/13 at NE (AFC)	21-36	58.3	240	3	0	106.3
2/03/13 at SF (SB)	22-33	66.6	287	3	0	124.2
<b>Totals (Record: 4-0)</b>	<b>73-126</b>	<b>57.9</b>	<b>1,140</b>	<b>11</b>	<b>0</b>	<b>117.2</b>

## FLACCO POSTSEASON QUICK HITS

- ✓ Flacco, Joe Montana (1989) and Kurt Warner (2008) are the only QBs in NFL history to throw 11 TDs in a single postseason. Neither Flacco nor Montana threw an INT.
- ✓ In the Ravens' last 10 playoff games (since 2010), Flacco is 196-of-327 for 2,563 yards, 24 TDs and 4 INTs (104.1 rating). He has led the Ravens to a 7-3 record in these contests.
- ✓ In Baltimore's last six playoff games (5-1 record), Flacco has thrown 17 TDs and 2 INTs. Completing 119 of 200 passes for 1,691 yards, he owns a magnificent 111.1 QB rating.
- ✓ Flacco has thrown at least 2 TDs in eight-straight playoff games, marking the longest streak in NFL postseason history.

## QUARTERBACK WINS

### MOST TOTAL WINS BY QBs (Includes Playoffs / Since 2008)

Rk.	Player	Record
1.	Tom Brady	130-41
2.	Ben Roethlisberger	111-55-1
3.	Drew Brees	110-68
4.	Aaron Rodgers	107-60-1
5.	Joe Flacco	106-72

### MOST REGULAR SEASON WINS BY QBs (First SEVEN Seasons / NFL History)

Rk.	Player	Wins
1.	Joe Flacco (2008-14)	72
2.	Tom Brady (2000-06)	70
3.	Ben Roethlisberger (2004-10)	69

### MOST REGULAR SEASON WINS BY QBs (First EIGHT Seasons / NFL History)

Rk.	Player	Wins
1.	Tom Brady (2000-07)	86
2.	Ben Roethlisberger (2004-11)	80
	Peyton Manning (1998-2005)	80
4.	Jim Kelly (1986-93)	76
5.	Joe Flacco (2008-15)	75

### MOST REGULAR SEASON WINS BY QBs (First NINE Seasons / NFL History)

Rk.	Player	Wins
1.	Peyton Manning (1998-2006)	92
2.	Tom Brady (2000-08)	87
	Ben Roethlisberger (2004-12)	87
4.	Matt Ryan (2008-16)	85
5.	Joe Flacco (2008-16)	83
	Jim Kelly (1986-94)	83

## QB PLAYOFF VICTORIES

### PLAYOFF WINS (ACTIVE QBs / SINCE 2008)

1.	Tom Brady	13
2.	Joe Flacco	10
3.	Aaron Rodgers	9
4.	Ben Roethlisberger	8
	Russell Wilson	8

### ROAD PLAYOFF WINS (BY QBs / NFL HISTORY)

1.	Joe Flacco	7
2.	E. Manning, A. Rodgers	5
	B. Roethlisberger	5
5.	L. Dawson, J. Delhomme	4
	M. Sanchez, R. Staubach	4

## QB/HC DUOS

### MOST REGULAR SEASON STARTS BY A QUARTERBACK / ENTIRE CAREER WITH SAME HEAD COACH (NFL History)

Rk.	Quarterback/Head Coach (Years)	Starts
1.	Tom Brady/Bill Belichick (2001-present)	261
2.	Joe Flacco/John Harbaugh (2008-present)	163
3.	Terry Bradshaw/Chuck Knoll (1970-83)	158

## FLACCO AT HOME

13-1

Touchdowns to interceptions ratio for QB Joe Flacco in his last nine home games. He has a 93.1 rating, completing 63.8% of his passes and averaging 216.6 yards per game.

90.5

Career passer rating for QB Joe Flacco in 81 career home games (60-21), averaging 240 passing yards per contest, with 116 TDs and 52 INTs, and producing 7.15 yards per attempt.



# JOE FLACCO NOTES

## JOE'S RAVENS PASSING RECORDS

### 300-YARD PASSING GAMES (Ravens Single Seasons)

Rk.	Player (Year)	Games
1.	Joe Flacco (2015)	5
	Joe Flacco (2014)	5
	Joe Flacco (2012)	5
	Vinny Testaverde (1996)	5
5.	Joe Flacco (2016, 2011)	4

### 300-YARD PASSING GAMES (Ravens Career History)

Rk.	Player (Year)	Games
1.	Joe Flacco (2008-18)	32
2.	Vinny Testaverde (1996-97)	8
3.	Steve McNair (2006-07)	2
	Jeff Blake (2002)	2
	Eric Zeier (1996-97)	2

### MOST PASSES WITHOUT AN INT (Ravens History)

Rk.	Player (Year)	Passes
1.	Joe Flacco (2016)	176
2.	Eric Zeier (1997-98)	175
3.	Steve McNair (2006)	162
4.	Joe Flacco (2010)	137
5.	Joe Flacco (2014, 2012)	126

## MORE RAVENS RECORDS

### RAVENS SINGLE-GAME PASSING YARDS

Yards	Player	(Opp./Date)
429	Vinny Testaverde	vs. STL, 10/27/96
389	Joe Flacco	at STL, 9/25/11
385	Joe Flacco	at Min., 10/18/09
384	Joe Flacco	at Oak., 9/20/15
382	Joe Flacco	vs. NE, 9/23/12

### RAVENS SINGLE-SEASON PASSING YARDS

Rk.	Player (Year)	Cmp-Att	Pct.	Yards	TD	INT	Rate
1.	Joe Flacco ('16)	436-672	64.9	4,317	20	15	83.5
2.	V. Testaverde ('96)	325-549	59.2	4,177	33	19	88.7
3.	Joe Flacco ('14)	344-554	62.0	3,986	27	12	91.0
4.	Joe Flacco ('13)	362-614	59.0	3,912	19	22	73.1
5.	Joe Flacco ('12)	317-531	59.7	3,817	22	10	87.7

## QUARTERBACK IRONMEN

### MOST CONSECUTIVE STARTS / QUARTERBACKS / NFL HISTORY

Rk.	Player (Years)	Games
1.	Brett Favre (1992-2010)	297
2.	Eli Manning (2004-17)	210
3.	Peyton Manning (1998-2011)	208
4.	Philip Rivers (2006-present)	202
5.	Matt Ryan (2009-present)	141
6.	Joe Flacco (2008-15)	122
	Matthew Stafford (2011-present)	122

## 2018 PASSING YARDS

QB Joe Flacco's passing yards (2,465) this season mark the second most (2,492 in 2015) he's ever produced through a season's first nine games. (Flacco was out for Week 11's contest with a hip injury, his first missed game since 2015.)

## RAVENS RECORD & FLACCO...

With 300 passing yards . . . . .	19-13	With at least a 100 QB rating . . .	42-6	vs. AFC North . . . . .	36-25	In October . . . . .	17-25
With 3-or-more TD passes . . . . .	14-3	With at least a 110 QB rating . . .	23-3	vs. AFC . . . . .	73-49	In November . . . . .	29-13
When not throwing an INT . . . . .	57-16	When not sacked . . . . .	19-6	vs. NFC . . . . .	23-18	In December/January . . . . .	25-17
With at least 4 comps. 25+ yards . .	9-4	Playing in < 40 degree weather . .	12-8	In September . . . . .	25-12	In season's final four games . .	22-14

## GAME-WINNING DRIVES: 26 (24 REGULAR SEASON & 2 PLAYOFFS)

### GAME-WINNING DRIVES IN FOURTH QUARTER OR OVERTIME (26 TOTAL)

Date/Opp.	Drive Length	Scoring Play	Time Left	Score
11/02/08 at Cle.	5 plays, 59 yards in 1:54	Stover 22-yard field goal	5:36	30-27
01/10/09 at Ten. (Div.)	9 plays, 51 yards in 3:30	Stover 43-yard field goal	0:53	13-10
09/13/09 vs. KC	8 plays, 74 yards in 3:15	Clayton 31-yard pass from Flacco	2:06	38-24
11/29/09 vs. Pit.	6 plays, 17 yards in 3:23	Cundiff 29-yard field goal	6:42 (OT)	20-17
09/26/10 vs. Cle.	10 plays, 69 yards in 5:41	Boldin 27-yard pass from Flacco	9:13	21-17
10/03/10 at Pit.	4 plays, 40 yards in 0:36	Houshmandzadeh 18-yard pass from Flacco	0:32	17-14
10/24/10 vs. Buf.	4 plays, 9 yards in 1:58	Cundiff 38-yard field goal	10:54 (OT)	37-34
12/19/10 vs. NO	5 plays, 66 yards in 1:31	Cundiff 32-yard field goal	10:03	27-24 (30-24 final)
10/30/11 vs. Ari.	5 plays, 37 yards in 0:52	Cundiff 25-yard field goal	0:00	30-27
11/06/11 at Pit.	13 plays, 92 yards in 2:16	T. Smith 26-yard pass from Flacco	0:08	23-20
11/24/11 vs. SF	16 plays, 76 yards in 7:34	Pitta 8-yard pass from Flacco	14:56	13-6 (16-6 final)
09/23/12 vs. NE	7 plays, 70 yards in 1:55	Tucker 27-yard field goal	0:00	31-30
11/04/12 at Cle.	9 plays, 81 yards in 4:22	T. Smith 19-yard pass from Flacco	4:26	22-15 (25-15 final)
11/25/12 at SD	12 plays, 40 yards in 3:09	Tucker 38-yard field goal	0:00	13-13
	12 plays, 69 yards in 3:49	Tucker 38-yard field goal	1:07 (OT)	16-13
01/12/13 at Den. (Div.)	3 plays, 77 yards in :38	J. Jones 70-yard pass from Flacco	0:31	35-35
	6 plays, 16 yards in 2:33	Tucker 47-yard field goal	13:18 (2OT)	38-35
10/06/13 at Mia.	7 plays, 34 yards in 2:25	Tucker 44-yard field goal	1:42	26-23
11/10/13 vs. Cin.	8 plays, 28 yards in 4:34	Tucker 46-yard field goal	5:27 (OT)	20-17
12/08/13 vs. Min.	5 plays, 80 yards in 0:41	M. Brown 9-yard pass from Flacco	0:04	29-26
12/16/13 at Det.	7 plays, 24 yards in 1:43	Tucker 61-yard field goal	0:38	18-16
09/21/14 at Cle.	6 plays, 37 yards in 1:58	Tucker 32-yard field goal	0:00	23-21
12/28/14 vs. Cle.	2 plays, 69 yards in :50	T. Smith 16-yard pass from Flacco	7:33	13-10 (20-10 final)
10/01/15 at Pit.	7 plays, 45 yards in :58	J. Tucker 42-yard field goal	0:03	20-20
	8 plays, 32 yards in 4:33	J. Tucker 52-yard field goal	5:08 (OT)	23-20
11/01/15 vs. SD	9 plays, 59 yards in 2:27	J. Tucker 39-yard field goal	0:00	29-26
11/22/15 vs. STL	5 plays, 12 yards in :54	J. Tucker 47-yard field goal	0:00	16-13
09/18/16 at Cle.	5 plays, 27 yards in 2:35	J. Tucker 49-yard field goal	11:19	22-20 (25-20 final)
09/25/16 at Jax.	8 plays, 22 yards in 1:57	J. Tucker 54-yard field goal	1:02	19-17

# TERRELL SUGGS NOTES



**55 SUGGS**  
**16TH SEASON**  
**7 PRO BOWLS**  
**2011 NFL DPOY**  
**6-3, 265**  
**OUTSIDE LINEBACKER**

## SUGGS SIZZLES

**OLB Terrell Suggs**, the 2011 Defensive Player of the Year and Ravens' all-time sacks leader (131), produced a team-high 11 sacks (his seventh year with double-digit totals) during the 2017 campaign, earning his seventh Pro Bowl honor. "Sizzle" also ranks No. 2 in career Ravens tackles (930).

### RAVENS ALL-TIME SACKS

Rk.	Player (Years)	Sacks
1.	<b>Terrell Suggs (2003-18)</b>	<b>131.0</b>
2.	Peter Boulware (1997-2005)	70.0
3.	Michael McCrary (1997-2002)	51.0
4.	Ray Lewis (1996-2012)	41.5
5.	Adalius Thomas (2000-06)	38.5

### RAVENS ALL-TIME TACKLES

Rk.	Player (Years)	Tackles
1.	Ray Lewis (1996-2012)	2,643
2.	<b>Terrell Suggs (2003-18)</b>	<b>930</b>
3.	Kelly Gregg (2001-10)	721
4.	Ed Reed (2002-12)	661
5.	C.J. Mosley (2014-18)	533
6.	Haloti Ngata (2006-14)	528

*"It's a no-brainer. He's such a phenomenal football player and leader. Everything he brings to the game of football is special."  
 – Ben Roethlisberger, Steelers QB, on if Terrell Suggs should be a Hall of Fame player*

## SUGGS' STANDINGS

### SUGGS' CAREER SACKS (Most vs. a Single Team)

- Cleveland Browns ..... 19
- Pittsburgh Steelers ..... 15
- Cincinnati Bengals .... 12.5
- Miami Dolphins ..... 8.5

**Note:** Including playoffs, Suggs has totaled 20 sacks vs. Pittsburgh.

### RAVENS SACKS LEADERS (2018 Season)

- Terrell Suggs** ..... **5.5**
- Za'Darius Smith ..... 5.5
- Matthew Judon ..... 3
- Kenny Young ..... 2.5
- Patrick Onwuasor ..... 2
- T. Williams, T. Young .... 2

### RAVENS SACKS LEADERS (Single-Season Records)

- Elvis Dumervil (2014) ..... 17
- Peter Boulware (2001) ..... 15
- Michael McCrary (1998) .. 14.5
- Terrell Suggs (2011)** ..... **14**
- Trevor Pryce (2006) ..... 13
- Terrell Suggs (2014, 2003)** .. **12**

### RAVENS FORCED FUMBLES (Career Leaders)

- Terrell Suggs** ..... **37**
- Ray Lewis ..... 20
- Adalius Thomas ..... 17
- Peter Boulware ..... 13
- Ed Reed ..... 11
- Jarret Johnson ..... 9

## ALL-TIME NFL SACK LEADERS

**OLB Terrell Suggs'** 131 career sacks rank second among active players and stand as the 15th most in NFL history.

### NFL SACKS LEADERS / ALL TIME

Rk.	Player	Sacks
1.	Bruce Smith*	200.0
2.	Reggie White*	198.0
3.	Kevin Greene*	160.0
4.	Julius Peppers (active)	158.5
5.	Chris Doleman*	150.5
6.	Michael Strahan*	141.5
7.	Jason Taylor*	139.5
8.	DeMarcus Ware	138.5
9.	Richard Dent*	137.5
	John Randle*	137.5
11.	Jared Allen	136.0
12.	John Abraham	133.5
13.	Leslie O'Neal	132.5
	Lawrence Taylor*	132.5
<b>15.</b>	<b>Terrell Suggs (active)</b>	<b>131.0</b>
16.	Rickey Jackson*	128.0
17.	Derrick Thomas*	126.5

\* Pro Football Hall of Famer



**Suggs' Career Sacks**  
(15th All Time)



**Defenders w/ Most Sacks for a Franchise**

Bruce Smith (Buf.)	171
Michael Strahan (NYG)	141.5
Lawrence Taylor (NYG)	132.5
<b>Terrell Suggs (Bal.)</b>	<b>131</b>
Jason Taylor (Mia.)	131

## A PLAYOFF PERFORMER

**OLB Terrell Suggs** has posted 12.5 sacks in the playoffs, producing a mark that ranks third in all-time NFL postseason history.

### NFL POSTSEASON SACKS LEADERS / ALL TIME

Rk.	Player	Sacks	Yards
1.	Willie McGinest	16.0	113.5
2.	Bruce Smith	14.5	109.5
3.	<b>Terrell Suggs</b>	<b>12.5</b>	<b>79.0</b>

## VETERAN DEFENDERS

### MOST REGULAR SEASON GAMES PLAYED (Active NFL Defenders)

Rk.	Player (Year Entered NFL)	Games
1.	DE Julius Peppers (2002)	260
2.	<b>OLB Terrell Suggs (2003)</b>	<b>223</b>
3.	S Mike Adams (2004)	216

## SUGGS A STRIP-SACK ARTIST

### MOST CAREER STRIP-SACKS (Active NFL Defenders)

Rk.	Players	Strip-Sacks
1.	Julius Peppers (Car.)	39
2.	<b>Terrell Suggs (Bal.)</b>	<b>31</b>

**Note:** Suggs tallied 4 strip-sacks in 2017.

- ✓ *The Ravens are 75-32 all time when Suggs records at least a half-sack, 20-1 when he tallies 2-or-more sacks and 5-0 when he has 3 sacks.*
- ✓ *Suggs is the only active NFL player with 900 tackles, 100 sacks & 30 FFs.*





# C.J. MOSLEY NOTES

## AN ELITE PAIR

NFL DEFENDERS W/ 500 TACKLES, 8 INTs & 8 SACKS  
(Since 2014)

Player (Team)	Tackles	INTs	Sacks
Luke Kuechly (Car.)	581	10	9.5
<b>C.J. Mosley (Bal.)</b>	<b>533</b>	<b>8</b>	<b>8.0</b>



**57 MOSLEY**  
**5TH SEASON**  
**3 PRO BOWLS**  
**6-2, 250**  
**INSIDE LINEBACKER**

## C.J.'s STOPS

LB **C.J. Mosley**, Baltimore's 2014 first-round draft pick and a three-time Pro Bowler (including in 2017), owns the NFL's fifth-most total tackles (533) over the past five seasons.

### NFL'S TACKLE LEADERS (Since 2014)

Rk.	Player (Team)	Tackles
1.	Bobby Wagner (Sea.)	592
2.	Luke Kuechly (Car.)	581
3.	Lavonte David (TB)	552
4.	Preston Brown (Cin.)	546
<b>5.</b>	<b>C.J. Mosley (Bal.)</b>	<b>533</b>
6.	Telvin Smith Sr. (Jax.)	526
7.	Demario Davis (NO)	508
8.	K.J. Wright (Sea.)	470
9.	Christian Kirksey (Cle.)	452
10.	Lawrence Timmons (FA)	449

## A TACKLE MACHINE

In Week 7 vs. NO, LB **C.J. Mosley** surpassed the 500-tackle milestone by posting a career-high 16 stops. He now has 533 tackles, ranking fifth most in franchise history.

### RAVENS TACKLES LEADERS / FRANCHISE HISTORY

Rk.	Player (Years)	Tackles
1.	Ray Lewis (1996-2012)	2,643
2.	Terrell Suggs (2003-present)	930
3.	Kelly Gregg (2001-10)	721
4.	Ed Reed (2002-12)	661
<b>5.</b>	<b>C.J. Mosley (2014-present)</b>	<b>533</b>
6.	Haloti Ngata (2006-14)	528
7.	Jarret Johnson (2003-11)	523
8.	Jamie Sharper (1997-2001)	522

## MOSLEY QUICK HITS

- ✓ In 2017, LB **C.J. Mosley** tallied 132 total tackles, 11 TFL, 2 INTs (1 for a 63-yard TD), 1 sack, 3 FRs and 3 FFs to earn his third Pro Bowl honor.
- ✓ Mosley was the NFL's only player with at least 125 tackles, 3 sacks and 2 INTs in 2014, when he finished second to DT Aaron Donald in the 2014 NFL Defensive Rookie of the Year voting.
- ✓ Mosley (2014), Daryl Smith (2013) & Ray Lewis (1998, 1999, 2000 & 2001) are the only Raven defenders to register at least 115 tackles, 3 sacks and 2 INTs in a single season.
- ✓ Mosley is the first-ever Ravens rookie to earn Pro Bowl honors (2014).

**533**

Total Tackles  
NFL's Fifth Most  
Since 2014

**64**

Total Tackles  
Ravens Most  
in 2018

**3**

2017 NFL Defenders  
w/ 120 tackles, 10 TFL, 2 INTs & 1 sack  
(Mosley, Deion Jones & Bobby Wagner)

**16**

Career-High Tackles  
by Mosley in Week 7's  
2018 Game vs. NO

## 'BACKER THEFTS

LB **C.J. Mosley** has produced the NFL's second-most INTs by a linebacker (8, tied) since he entered the NFL in 2014. Mosley had 2 thefts in 2017, including a 63-yard pick-6 in Week 8 vs. the Dolphins.

### INTS / NFL LINEBACKERS (Since 2014)

1.	Luke Kuechly (Car.)	10
<b>2.</b>	<b>C.J. Mosley (Bal.)</b>	<b>8</b>
	Telvin Smith Sr.	8
4.	Six Players	7
9.	Three Players	6

### INTS / RAVENS LINEBACKERS (All-Time Career Leaders)

1.	Ray Lewis	31
<b>2.</b>	<b>C.J. Mosley</b>	<b>8</b>
3.	Terrell Suggs	7
4.	Adalius Thomas	6
5.	Daryl Smith	5

### INTS / RAVENS LINEBACKERS (Single-Season History)

1.	Ray Lewis (2003)	6
<b>2.</b>	<b>C.J. Mosley (2016)</b>	<b>4</b>
3.	Zachary Orr (2016)	3
	Ray Lewis (3 times)	3
	Daryl Smith (2013)	3



# YANDA, B. WILLIAMS & COLLINS NOTES



### STANDING GUARD

**73 YANDA**  
12TH SEASON  
6 PRO BOWLS  
6-3, 305  
GUARD

**G Marshal Yanda**, considered one of the greatest players to ever wear a Ravens uniform and an elite NFL lineman, has been to six-career Pro Bowls, which stand fifth in franchise history. Only four active NFL O-linemen have played in more games than Yanda, who currently sits at 156 games during his 12-year career.

<p><b>MOST PRO BOWLS (Ravens History)</b></p> <p>LB Ray Lewis . . . . . 13 T Jonathan Ogden . . . . . 11 S Ed Reed . . . . . 9 OLB Terrell Suggs . . . . . 7 <b>G Marshal Yanda . . . . . 6</b></p>	<p><b>MOST GAMES PLAYED (Active NFL O-Linemen)</b></p> <p>T Andrew Whitworth (LAR) . . 194 T Jason Peters (Phi.) . . . . 186 T Donald Penn (Oak.) . . . . 178 T Joe Staley (SF) . . . . . 168 <b>G Marshal Yanda (Bal.) . . .156</b></p>
---	--

*“Only the elite of the elite guards earn serious Hall of Fame consideration. Yanda belongs in that realm.”*  
– Childs Walker, *The Baltimore Sun*

### PERENNIAL PRO BOWLER

- ✓ 2016 marked the sixth-straight Pro Bowl invitation for **G Marshal Yanda**, who was drafted (third round) by the Ravens in 2007.
- ✓ The 12-year veteran has played in 156 games (145 starts) during his career, ranking as the second-most games played among offensive linemen in Ravens history (Jonathan Ogden – 177).
- ✓ Prior to the 2015 campaign, Ravens’ season ticket holders voted Yanda as one of the Top 10 players in the franchise’s 20-year existence.

**MOST PRO BOWL SELECTIONS (Active NFL Offensive Linemen)**

Rk. Player (Team)	Pro Bowls
1. T Jason Peters (Phi.)	9
<b>2. G Marshal Yanda (Bal.)</b>	<b>6</b>
C Maurkice Pouncey (Pit.)	6
T Joe Staley (SF)	6
T Trent Williams (Was.)	6



**Williams’ Career Tackles for Loss**



**Ravens 2018 Run Defense Ranking (94.6 Rush YPG Allowed)**



**6TH SEASON**  
6-1, 336  
**DEFENSIVE TACKLE**





**Total Touchdowns (7 Rush & 1 Rec.) in 2018**  
Ranks First on Team



**Rushing Touchdowns Since 2017**  
Ties for NFL’s Seventh Most

**34 COLLINS**  
3RD SEASON  
5-10, 208  
**RB**



### WILLIAMS ANCHORS RUN “D”

**DT Brandon Williams** is one of the NFL’s top D-linemen, helping Baltimore regularly produce a dominant run defense. Dating back to 2014, when Williams became a full-time starter, Baltimore has been especially stout against opposing ground games.

<p><b>RUSHING YPG ALLOWED (Since 2014)</b></p> <ol style="list-style-type: none"> <li>Seattle Seahawks . . . . . 95.1</li> <li>Carolina Panthers . . . . . 95.5</li> <li><b>Baltimore Ravens . . . . . 97.7</b></li> <li>Pittsburgh Steelers . . . . . 99.4</li> <li>Denver Broncos . . . . . 100.1</li> </ol>	<p><b>RUSHING AVG. YPC ALLOWED (Since 2014)</b></p> <ol style="list-style-type: none"> <li>Seattle Seahawks . . . . . 3.78</li> <li>Denver Broncos . . . . . 3.82</li> <li>New York Jets . . . . . 3.85</li> <li><b>Baltimore Ravens . . . . . 3.87</b></li> <li>Arizona Cardinals . . . . . 3.93</li> </ol>
--	--

### NOSE FOR THE END ZONE

**RB Alex Collins** has produced 7 of the Ravens’ 13 rushing TDs this season, which tie (Den. & Pit.) for the NFL’s third most.

<p><b>RUSHING TOUCHDOWNS (2018 Season)</b></p> <ol style="list-style-type: none"> <li>Todd Gurley II (LAR) . . . . . 13</li> <li>Alvin Kamara (NO) . . . . . 11</li> <li>James Conner (Pit.) . . . . . 10</li> <li><b>Alex Collins (Bal.) . . . . . 7</b></li> <li>Saquon Barkley (NYG) . . . . . 7</li> <li>Melvin Gordon III (LAC) . . . . . 7</li> <li>Kareem Hunt (KC) . . . . . 7</li> </ol>	<p><b>TEAM RUSHING TOUCHDOWNS (2018 Season)</b></p> <table border="0"> <thead> <tr> <th style="text-align: left;">Rk. Team</th> <th style="text-align: left;">TDs</th> </tr> </thead> <tbody> <tr> <td>1. New Orleans Saints . . . . .</td> <td>19</td> </tr> <tr> <td>2. Los Angeles Rams . . . . .</td> <td>15</td> </tr> <tr> <td><b>3. Baltimore Ravens . . . . .</b></td> <td><b>13</b></td> </tr> <tr> <td>Denver Broncos . . . . .</td> <td>13</td> </tr> <tr> <td>Pittsburgh Steelers . . . . .</td> <td>13</td> </tr> </tbody> </table>	Rk. Team	TDs	1. New Orleans Saints . . . . .	19	2. Los Angeles Rams . . . . .	15	<b>3. Baltimore Ravens . . . . .</b>	<b>13</b>	Denver Broncos . . . . .	13	Pittsburgh Steelers . . . . .	13
Rk. Team	TDs												
1. New Orleans Saints . . . . .	19												
2. Los Angeles Rams . . . . .	15												
<b>3. Baltimore Ravens . . . . .</b>	<b>13</b>												
Denver Broncos . . . . .	13												
Pittsburgh Steelers . . . . .	13												





# CRABTREE, BROWN & SNEAD IV NOTES

## TOUCHDOWN TRIOS

In Week 1's 47-3 win over Buffalo, three Ravens wideouts (**John Brown**, **Michael Crabtree** & **Willie Snead IV**) each caught a touchdown. It marked just the fifth time in franchise history (and first since 2014) that such a feat was accomplished.

### GAMES WITH A TD CATCH BY THREE DIFFERENT RECEIVERS (Ravens History)

**9/9/18 vs. Buf. – Ravens 47, Bills 3**

- John Brown, Michael Crabtree, Willie Snead IV

**10/12/14 at TB – Ravens 48, Bucs 17**

- Kamar Aiken, Michael Campanaro, Torrey Smith, Steve Smith Sr.

**12/5/99 vs. Ten. – Ravens 41, Titans 14**

- Justin Armour, Jermaine Lewis, Patrick Johnson

**11/1/98 vs. Jax. – Jaguars 45, Ravens 19**

- Patrick Johnson, Jermaine Lewis, Floyd Turner

**10/27/96 vs. STL – Ravens 37, Rams 31**

- Derrick Alexander, Michael Jackson, Floyd Turner



**Brown's Catches of 25+ Yards**  
Tied for NFL's 16th Most  
in 2018



**13 BROWN**  
5TH SEASON  
5-11, 178  
WIDE RECEIVER

**83 SNEAD IV**  
4TH SEASON  
5-11, 205  
WIDE RECEIVER

## RAVENS NEW WIDEOUTS

Through 10 games, **WR John Brown** leads Baltimore with 624 receiving yards and 4 TDs on 35 catches. His 17.8 ypc average ranks sixth best in the NFL. **WR Willie Snead IV** ranks second on the team with 499 receiving yards and 1 TD on a Ravens-high 50 catches. An impressive 28 of his catches have earned first downs.

### NFL YARDS-PER-CATCH AVERAGE / 2018 SEASON

Rk.	Player	Rec.	Yards	Avg.	LG	TDs
1.	Courtland Sutton (Den.)	23	459	20.0	42	2
2.	DeSean Jackson (TB)	37	731	19.8	75t	4
3.	Mike Williams (LAC)	20	394	19.7	55t	5
4.	Tyrell Williams (LAC)	28	519	18.5	75t	5
5.	Josh Gordon (NE)	27	494	18.3	55t	3
6.	John Brown (Bal.)	35	624	17.8	71	4

### Quick Hit:

- John Brown and DeSean Jackson are the NFL's only players with at least 600 receiving yards and a 17.5 yards-per-catch average.

## 15 CRABTREE

10TH SEASON  
6-1, 215  
WIDE RECEIVER



Receptions in 2018  
Second Most on the Team  
(Willie Snead IV - 50)



Career Catches  
One of 10 Active  
Players to Reach 600

## SCORING THREAT

### MOST NFL RECEIVING TOUCHDOWNS (Since 2015)

Rk.	Player (Team)	TDs
1.	Antonio Brown (Pit.)	42
2.	DeAndre Hopkins (Hou.)	36
3.	Davante Adams (GB)	32
4.	Odell Beckham Jr. (NYG)	31
5.	Doug Baldwin (Sea.)	30
6.	A.J. Green (Cin.)	28
7.	Michael Crabtree (Bal.)	27
	Brandin Cooks (LAR)	27



NFL Players  
Crabtree & Antonio Brown  
to record at least 8 TD  
catches in each of the past  
three full seasons (2015-17)

## KING CRAB NOTES

**WR Michael Crabtree**, a 10-year NFL veteran, signed with the Ravens as a free agent this past spring. Through 10 games, he has tallied 42 catches for 479 yards and 2 TDs. Here are several fast facts about the standout wideout:

- Crabtree has produced at least 8 receiving TDs in a season four times, including in each of the past three years (9 – 2015, 8 – 2016 & 8 – 2017).
- His 27 receiving TDs since 2015 (see chart above) tie (Brandin Cooks) for the NFL's seventh most.
- Crabtree and Steelers WR Antonio Brown are the only NFL players to post at least 8 TD catches in each of the past three full seasons.
- Crabtree has totaled at least 85 catches in a season three times, with a career-high 89 during the 2016 campaign (earned Pro Bowl alternate honors).
- He has twice surpassed 1,000 receiving yards, tallying a career-high 1,105 (on 85 receptions) in 2012.

## RED ZONE & TD FAST FACTS

- ✓ When Crabtree scores at least 1 receiving TD, his team has produced a 30-12-1 record. When he has 2 TDs, they are 6-2.
- ✓ Of Crabtree's 53 career receiving TDs, 27 have come in the red zone.
- ✓ Since 2015, 15 of Crabtree's 27 receiving TDs occurred in the red zone.





# JEFFERSON, Z. SMITH & CARR NOTES



## DROPPIN' FOR LOSS

### 23 JEFFERSON

6TH SEASON  
5-11, 211  
SAFETY

Since 2015, **S Tony Jefferson** leads the NFL in tackles for loss by a DB, with 29 such stops, including 7 in his first year (2017) with the Ravens and 5 this season. While with Arizona in 2016, his 13 TFL led all NFL defensive backs. The 13 stops also rank as the NFL's most by a DB in a season since the stat began being tracked in 2008.

### MOST TACKLES FOR LOSS / NFL DEFENSIVE BACKS / SINCE 2015

Rk.	Player	Tackles for Loss
1.	<b>Tony Jefferson (Bal.)</b>	29
2.	Tyrann Mathieu (Hou.)	24
3.	Reshad Jones (Mia.)	22
4.	Kenny Vacaro (Ten.)	21

*Tony Jefferson is one of four NFL safeties to post at least 5 tackles for loss, 1 sack, 1 INT, 1 forced fumble and 1 fumble recovery in 2018 (Kareem Jackson, Jordan Poyer & Harrison Smith).*



**TACKLES FOR LOSS**  
Fifth Among  
NFL DBs in 2018



**TACKLES FOR LOSS**  
Most Among NFL  
DBs since 2015



**TOTAL TACKLES**  
Fourth Among NFL  
DBs since 2015

## CARR'S IMPRESSIVE STREAK

**CB Brandon Carr's** 170-consecutive starts rank as the NFL's longest active streak among defensive players, and it stands second overall among all NFL players.

### NFL CONSECUTIVE GAMES STARTED / CURRENT STREAKS

Rk.	Player	Games
1.	QB Philip Rivers (LAC)	202
2.	<b>CB Brandon Carr (Bal.)</b>	170
3.	S Glover Quin (Det.)	142
4.	QB Matt Ryan (Atl.)	141
5.	Three Players	122



**90 Z. SMITH**  
4TH SEASON  
6-4, 272



**Team-High Sacks**  
(tied w/ Terrell Suggs)  
in 2018



**AFC Def. POW Award**  
2018 Week 6 at Ten.  
(5 TT, 3 Sacks, 1 FF)

**24 CARR**  
11TH SEASON  
6-0, 210  
CORNERBACK



**2018 Passes Defensed**  
(Ravens High)



**Career INTs**  
(5 with Ravens)

## MAY "Z" FORCE BE WITH YOU

**OLB Za'Darius Smith** and **OLB Terrell Suggs** lead the Ravens with 5.5 sacks. In Week 6 at Tennessee, "Z" posted a career-high 3 QB drops as part of the Ravens' 11 sacks, which set a team record.

### MOST SINGLE-GAME SACKS / RAVENS HISTORY

P. Boulware (1/7/02 vs. Min.) . . . . . 4	T. Suggs (12/11/11 vs. Ind.) . . . . . 3
M. McCrary (11/8/98 vs. Oak.) . . . . . 4	T. Suggs (11/24/11 vs. SF) . . . . . 3
E. Dumervil (12/7/14 at Mia.) . . . . . 3.5	T. Suggs (9/11/11 vs. Pit.) . . . . . 3
J. Sharper (11/12/01 at Ten.) . . . . . 3.5	T. Suggs (12/4/05 vs. Hou.) . . . . . 3
M. McCrary (12/5/99 vs. Ten.) . . . . . 3.5	M. McCrary (12/26/99 vs. Cin.) . . . . . 3
<b>Z. Smith (10/14/18 at Ten.) . . . . . 3</b>	M. McCrary (11/16/97 vs. Phi.) . . . . . 3
E. Dumervil (11/10/13 vs. Cin.) . . . . . 3	B. Thompson (11/10/96 at Jax.) . . . . . 3
T. Suggs (10/6/13 at Mia.) . . . . . 3	

## CARR A STEADY VETERAN

### BALTIMORE INTERCEPTIONS (Since Carr's 2017 Ravens Arrival)

Rk.	Player	INTs
1.	Eric Weddle . . . . .	6
2.	<b>Brandon Carr . . . . .</b>	5
3.	Jimmy Smith . . . . .	3
4.	Five Players . . . . .	2

### MOST NFL PASSES DEFENSED (Since 2008)

Rk.	Player	PD
1.	D. Rodgers-Cromartie . . . . .	146
2.	Johnathan Joseph . . . . .	142
3.	Tramon Williams . . . . .	138
4.	Brent Grimes . . . . .	137
5.	<b>Brandon Carr . . . . .</b>	130

**Quick Hit:** Carr's 12 PD ranked No. 1 on the team in 2017; he has a team-best 9 in 2018.



# SAM KOCH NOTES

## SOARING WITH SAM

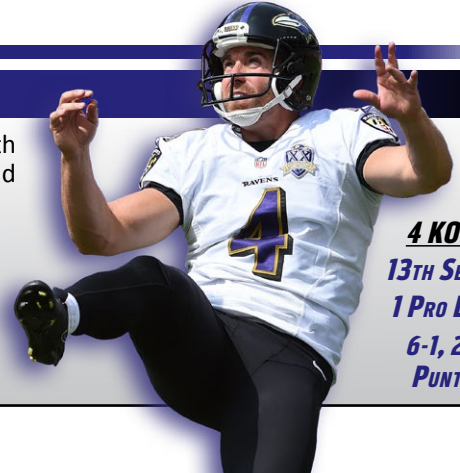
Pro Bowl **P Sam Koch** owns a 45.3 career gross average and 39.5 career net, both marks that rank first in Ravens history. In 2014, Koch posted a career-high and Ravens franchise-record 47.4-yard gross and 43.3-yard net average.

### CAREER GROSS PUNTING AVG. (Ravens History)

Rk.	Player	Avg.
1.	Sam Koch	45.3
2.	Greg Montgomery	43.2
3.	Dave Zastudil	41.6

### CAREER NET PUNTING AVG. (Ravens History)

Rk.	Player	Avg.
1.	Sam Koch	39.5
2.	Greg Montgomery	37.2
3.	Kyle Richardson	35.4



**4 KOCH**  
**13TH SEASON**  
**1 PRO BOWL**  
**6-1, 222**  
**PUNTER**

## KOCH DOMINATED IN 2017

No punter in 2017 was more dominant at pinning opponents deep in their own territory than **P Sam Koch**.

### PUNTS INSIDE 20

1.	Sam Koch	40
2.	Chris Jones	34
3.	Two Players	33

### PUNTS INSIDE 10

1.	Sam Koch	16
2.	Marquette King	14
3.	Three Players	13

### PUNTS INSIDE 5

1.	Andy Lee	6
2.	Sam Koch	5
	Three Others	5

## PINNING 'EM DEEP

Dating back to 2006, when he entered the NFL, **P Sam Koch**'s 378 punts inside the 20 rank second in the NFL.

### NFL PUNTS INSIDE THE 20 / SINCE 2006

Rk.	Player	In 20
1.	Dustin Colquitt (KC)	409
2.	Sam Koch (Bal.)	378
3.	Andy Lee (Ari.)	349



**2018 Punts Inside the 20**  
(Tied for NFL's Sixth Most)

*"He is composed, he is resilient, and he's not easily rattled. People don't really expect it from a punter, but I definitely think Sam Koch carries that special Raven persona."*

– Terrell Suggs, Ravens OLB

In 2017, Koch twice earned AFC Special Teams Player of the Week honors (Week 12 vs. Hou. & Week 15 at Cle.). He is the first punter to win multiple POW awards in a single season since Buffalo's Brian Moorman in 2006.

## SAM IN THE 20

**P Sam Koch** is the Ravens' all-time leader in punts inside the 20 (378). In 2017, he posted a franchise-record 40 boots inside the 20, which ranked as the NFL's most.

\* In 2017, Koch's 40 punts inside the 20 ranked No. 1 in the NFL.

### PUNTS INSIDE THE 20 (Ravens All-Time History)

Rk.	Player	In 20
1.	Sam Koch	378
2.	Kyle Richardson	128
3.	Dave Zastudil	89

### PUNTS INSIDE THE 20 (Ravens Single Seasons)

Rk.	Player (Year)	In 20
1.	Sam Koch (2017)*	40
2.	Sam Koch (2010)	39
	Kyle Richardson (1999)	39

## PRO BOWL PUNTER



In his 10th season (2015), **P Sam Koch** was finally named to his first Pro Bowl, as the standout punter's net average (42.9) ranked No. 2 in the NFL, while his gross average (46.7) was ninth. Koch also dominated the league in 2014, producing the No. 1 net (43.3) and No. 3 gross (47.4) averages.

## NOTE THE QUOTE

**ESPN.com's Kevin Seifert on Sam Koch's arsenal of punts:**

"Some are designed to hook toward the sideline with maximum hang time. Others use an intentionally low trajectory to aid coverage teams. He has a knuckler and one kick that drops, from the returner's perspective, roughly in the shape of the letter 'S.' He's debuted a "boomerang" punt that does just what you would imagine it might. Most, but not all, of these punts are intended to discourage a clean catch and minimize the return.

"It's not unusual for NFL punters to develop a "changeup" of sorts, but no one has ever had multiple options at the ready. ... The NFL changes every day, but there are only a few moments in each generation when it transforms. This is one of them. In plain sight, Sam Koch and the Ravens have introduced a new way to punt."

## RAVENS IRONMAN

### RAVENS CONSECUTIVE GAMES PLAYED / ALL-TIME STREAKS

Rk.	Player	Games	Years
1.	Sam Koch	202	2006-present
2.	Jarret Johnson	129	2003-11
3.	Joe Flacco	122	2008-15

### BALTIMORE RAVENS MOST ALL-TIME GAMES PLAYED

Rk.	Player	Games	Years
1.	Ray Lewis	228	1996-2012
2.	Terrell Suggs	223	2003-present
3.	Matt Stover	207	1996-2008
4.	Sam Koch	202	2006-present
5.	Jonathan Ogden	177	1996-2007



**Punts In 20**  
NFL's Second Most  
Since 2014



**Net Punt Average**  
NFL's Fourth Best  
Since 2014



**Gross Punt Average**  
NFL's Seventh Best  
Since 2014



# JUSTIN TUCKER NOTES

## TUCKER THE ALL-TIME BEST

**K Justin Tucker**, the most accurate kicker of all time, has hit 221 of 245 FGAs to post a 90.2% mark. Tucker has connected on nine-consecutive FGAs of 50-plus yards dating back to 2017, while he is 19-of-21 on such kicks since the 2016 campaign.

### BEST CAREER FIELD GOAL PERCENTAGE (NFL History / Min. 100 Att.)

Rk.	Player	FGM-FGA	Pct.
1.	Justin Tucker	221-245	90.2
2.	Dan Bailey	200-228	87.7
	Stephen Hauschka	235-268	87.7
4.	Stephen Gostkowski	359-410	87.6
5.	Robbie Gould	346-396	87.4



**9 TUCKER**  
7TH SEASON  
2 PRO BOWLS  
6-1, 183  
KICKER

In 2017's Week 16 win vs. the Colts, Tucker (then 802 points) became the fastest pure kicker in league history to reach the 800 milestone, doing so in his 95th game. Of overall players, only Gino Cappelletti (a WR/PK combo from 1960-70) did it faster (93 games).

## TUCKER'S CAREER STATS

Year	1-19	20-29	30-39	40-49	50+	Total	Pct.	LG	PAT	Pts
2012	0-0	8-8	8-8	10-13	4-4	30-33	90.9	56	42-42	132
2013	0-0	10-10	12-13	10-11	6-7	38-41	92.7	61	26-26	140
2014	0-0	10-10	11-11	4-4	4-9	29-34	85.3	55	42-42	129
2015	0-0	10-10	9-9	10-11	4-10	33-40	82.5	52	29-29	128
2016	0-0	4-4	10-11*	14-14	10-10	38-39*	97.4	57	27-27	141
2017	0-0	7-7	11-11	11-12	5-7	34-37	91.9	57	39-39	141
2018	0-0	6-6	5-5	4-6*	4-4	19-21*	90.5	56	22-23	79
<b>Totals</b>	<b>0-0</b>	<b>55-55</b>	<b>66-68</b>	<b>63-71</b>	<b>37-51</b>	<b>221-245</b>	<b>90.2</b>	<b>61</b>	<b>227-228</b>	<b>890</b>

\* Lone miss in 2016 & both misses in 2018 were blocked kicks.

## 2016: PERHAPS THE BEST YEAR EVER

In 2016, All-Pro **K Justin Tucker** connected on 38 of 39 FGAs (lone miss was a block), posting the fifth-best pct. in NFL single-season history. In addition to making 35-straight FGAs at one point (tied for fifth-best streak ever), here are facts about his remarkable season, arguably the best ever by a kicker:

- ✓ Tucker's 38 FGs made ranked No. 1 in the NFL. He was also 27-of-27 on PATs. An NFL single-season record 24 of Tucker's 38 FGs made in 2016 came from 40 yards or beyond.
- ✓ Tucker's 10 FGs of 50-plus yards are a Ravens' single-season record. They tie (Blair Walsh, 2012) for the most in NFL history. (Tucker was a perfect 10-for-10 from 50 yards and out during the 2016 season.)
- ✓ Tucker's 141 points ranked second in the league only behind Atlanta's Matt Bryant (158).
- ✓ In Week 12 vs. Cincy, Tucker became just the ninth kicker in league history to make 3 FGs of 50-plus yards in a single game (52, 57 & 54). He is also the first kicker in NFL history to make 3 FGs of 50-plus yards in the first half of a game. (These feats earned him AFC ST POW honors.)

### BEST FG PERCENTAGE / NFL SINGLE-SEASON HISTORY

Rk.	Player (Team)	FGM-FGA	Pct.
1.	Gary Anderson (1998)	35-35	100.0
	Mike Vanderjagt (2003)	37-37	100.0
	Jeff Wilkins (2000)	17-17	100.0
	Tony Zendejas (1991)	17-17	100.0
5.	Justin Tucker (2016)	38-39	97.4



Field Goals Made  
NFL's Most,  
Since 2012



Points Scored  
NFL's Second  
Most Since 2012



Career FG Pct.  
Best Mark  
in NFL History



40-Plus-Yard FGs  
NFL's Most  
Since 2012



50-Plus-Yard FGs  
NFL's Most  
Since 2012



Career Games  
w/ Dual 50+ FGs Made  
(Most in NFL History)

## TUCKER TIDBITS

- ✓ Since PATs were moved back to the 15-yard line in 2015, Tucker (117-of-118) has produced the NFL's best PAT percentage (99.2).
- ✓ Tucker is a four-time AFC Special Teams Player of the Month, which ranks one more than legends S Ed Reed & K Matt Stover for the most POM awards in Ravens history. (Tucker has also earned eight AFC Special Teams Player of the Week honors.) "Tuck" earned his fourth POM award in Nov. 2017, going 8-for-8 on FGAs and 6-for-6 on PATs.
- ✓ Tucker's 6 FGs on 12/16/13 at Det. set a team record and a single-game NFL high in 2013. Against the Lions, he became the first NFL kicker ever to connect from the 20-, 30-, 40-, 50- & 60-yard range in a game.
- ✓ Tucker's 93.1 career FG% when kicking on grass (122-of-131) ranks as the NFL's best of all time.
- ✓ Tucker's 93.0 career FG% (107-of-115) in the second half/overtime ranks as the NFL's best second half/OT mark of all time.





# JUSTIN TUCKER & ERIC WEDDLE NOTES

## TUCK'S CHART TALK

### MOST FIELD GOALS MADE / SINCE 2012

Rk.	Player (Team)	FGM
1.	Justin Tucker (Bal.)	221
2.	Stephen Gostkowski (NE)	218
3.	Stephen Hauschka (Buf.)	194
4.	Adam Vinatieri (Ind.)	187
5.	Matt Bryant (Atl.)	181

### MOST NFL POINTS / SINCE 2012

Rk.	Player (Team)	Points
1.	Stephen Gostkowski (NE)	989
2.	Justin Tucker (Bal.)	890
3.	Stephen Hauschka (Buf.)	823
4.	Adam Vinatieri (Ind.)	809
5.	Matt Prater (Det.)	801

### CONSECUTIVE FIELD GOALS MADE (All-Time NFL Streaks)

Rk.	Kicker (Years)	FGs Made
1.	Adam Vinatieri (2015-16)	44
2.	Mike Vanderjagt (2002-04)	42
3.	Gary Anderson (1997-98)	40
4.	Matt Stover (2005-06)	36
5.	Justin Tucker (2015-16) Adam Vinatieri (2013-14)	35

### BEST NFL FIELD GOAL PERCENTAGE (2016 Season)

Rk.	Player (Team)	FGM-FGA	Pct.
1.	Justin Tucker (Bal.)	38-39	97.4
2.	Matt Bryant (Atl.)	34-37	91.9
3.	Ryan Succop (Ten.)	22-24	91.7
4.	Stephen Hauschka (Sea.)	33-37	89.2
5.	Cairo Santos (KC)	31-35	88.6
6.	Two Players	27-31	87.1

### BEST FIELD GOAL PERCENTAGE / ROOKIES (NFL History)

Rk.	Player (Year)	FGM-FGA	Pct.
1.	Blair Walsh (2012)	35-38	92.1
2.	Justin Tucker (2012)	30-33	90.9
3.	Harrison Butker (2017)	38-42	90.5
4.	Cody Parkey (2014)	32-36	88.9
	Alex Henery (2011)	24-27	88.9
6.	Chandler Catanzaro (2014)	29-33	87.9

### BEST FIELD GOAL PERCENTAGE (Ravens Single-Season History)

Rk.	Player (Year)	FGM-FGA	Pct.
1.	Justin Tucker (2016)	38-39	97.4
2.	Matt Stover (2006)	28-30	93.3
3.	Justin Tucker (2013)	38-41	92.7
4.	Justin Tucker (2017)	34-37	91.9
5.	Justin Tucker (2012)	30-33	90.9

(min. 16 att.)

## TUCKER'S GAME-WINNERS

# 13

Career game-winning FGs by K Justin Tucker:

- 2018: Week 11 vs. Cin., 24 yards
- 2016: Week 3 at Jax., 53 yards
- 2016: Week 2 at Cle., 49 yards
- 2015: Week 11 vs. STL, 47 yards
- 2015: Week 8 vs. SD, 39 yards
- 2015: Week 4 at Pit., 52 yards OT
- 2014: Week 3 at Cle., 32 yards
- 2013: Week 15 at Det., 61 yards
- 2013: Week 10 vs. Cin., 46 yards OT
- 2013: Week 5 at Mia., 44 yards
- 2012: Div. at Den., 47 yards 2OT
- 2012: Week 12 at SD, 38 yards OT
- 2012: Week 3 vs. NE, 27 yards

**EXCLUDING 4 BLOCKS, JUSTIN TUCKER IS 98-OF-100 ON FGAs DATING BACK TO 12/13/15, WITH HIS 2 MISSES COMING FROM 58 AND 62 YARDS.**

**WHEN OMITTING THE 4 BLOCKED KICKS DURING THIS SPAN, TUCKER HAS MADE AN INCREDIBLE 98-STRAIGHT FGs FROM 57 YARDS AND IN.**

**TUCKER HAS MADE 21-STRAIGHT FGs BETWEEN 50-57 YARDS.**

## THE SECONDARY'S SERGEANT

A five-time Pro Bowler (including two as a Raven), **S Eric Weddle's** 29-career INTs stand third among active safeties. In his first year (2016) as a Raven, he produced a team-high 4 picks (tied, C.J. Mosley) and 89 tackles. In 2017, he posted 6 INTs (including 1 "pick-6"), ranking as a team best and tying (A.J. Bouye) for third overall in the NFL.

### NFL INTERCEPTIONS LEADERS / ACTIVE NFL SAFETIES

Rk.	Player (Team)	INTs	Yards	TDs
1.	Reggie Nelson (Oak.)	37	486	1
2.	Mike Adams (Car.)	30	337	2
3.	Eric Weddle (Bal.)	29	467	4
4.	Earl Thomas (Sea.)	28	417	2

**32 WEDDLE**  
**12TH SEASON**  
**5 PRO BOWLS**  
**5-11, 200**  
**SAFETY**



### INTERCEPTIONS LEADERS / SAFETIES / SINCE 2016

Rk.	Player (Team)	INTs	Yards	TDs
1.	Ha Ha Clinton-Dix (Was.)	11	105	0
	D.J. Swearinger Sr. (Was.)	11	79	0
3.	Eric Weddle (Bal.)	10	177	1
	Tre Boston (Ari.)	10	87	0
	Kevin Byard (Ten.)	10	130	0



**Active NFL Safety (Weddle) w/ at least 1,000 tackles, 25 INTs & 5 sacks**



**Active NFL Safeties (Weddle, Mike Adams, Reggie Nelson) w/ 25 INTs & 90 PD**



**Interceptions at M&T Bank Stadium as a Raven**

Weddle earned his first-ever AFC Defensive Player of the Week honor for his performance in 2017's Week 13 win over Detroit. In the game, he tallied 3 tackles, 1 strip-sack and a 45-yard interception return for a touchdown, leading the Ravens to a 44-20 victory.



# RAVENS IN OUR COMMUNITY

## RAVENS THANKSGIVING INITIATIVES

To kick off the holiday season, the Ravens participated in numerous Thanksgiving events during the weekend on Nov. 16 and the week of Nov. 19. Current and former players supported each other and their community through various events, including turkey distributions, coat drives and serving meals. Events included the Eighth Annual Ed Reed Turkey Day, 15th Annual Ravens Coat Drive, 13th Annual Helping Up Mission Holiday Dinner (led by former Ravens **LB Bart Scott**) and Ninth Annual 53 Families Foundation Thanksgiving Dinner, put on by former Ravens **LB Jameel McClain** and his foundation. Current players **WR John Brown**, **DT Willie Henry**, **S Tony Jefferson**, **OLB Matthew Judon**, **LB Patrick Onwuasor**, **DT Michael Pierce** and **WR Willie Snead** also held their own Thanksgiving food distributions throughout the week. In total, the Ravens donated over 600 turkeys, served approximately 1,600 Thanksgiving meals and had over 62 current players and alumni involved in the festivities.



C.J. Mosley at Helping Up Mission Holiday Dinner



Marshal Yanda at 15th Annual Ravens Coat Drive



Jameel McClain's '53 Families' Foundation Dinner



Patrick Onwuasor & Matthew Judon Turkey Distribution

## 2008 RAVENS VOLUNTEER AT BALTIMORE STATION

As a continuation of their Salute to Service campaign, the Ravens committed to constructing a workout room for the veterans at the Baltimore Station's West Baltimore location. Through a grant provided by the Ravens Foundation, Inc., the Baltimore Station received new flooring and various gym equipment. Members of the 2008 Ravens team, which was honored at the Week 11 Baltimore-Cincinnati game, volunteered their time on Nov. 17 as one of their 10-year reunion events. Taking part in various service activities, the alumni installed flooring, built shelves and moved furniture in preparation for the gym. The Baltimore Station is a residential program that offers support for veterans who are transitioning through the cycle of poverty, substance use disorder and homelessness to self-sufficiency.







## **JOHN HARBAUGH MONDAY PRESS CONFERENCE: WEEK 12 VS. RAIDERS**

**Opening statement:** “Good to see everybody – appreciate you being here. Just a couple things: We want to put our prayers out for Dean Pees, who had a health issue yesterday during the game. We don’t know the extent of it exactly just yet. We’re waiting to hear, but our prayers are with Dean and ‘Mel’ [Melody Pees] and their family, always.

“The second thing is we wanted to talk a little bit about the game, in terms of some of the people that didn’t get mentioned after the game that Kevin [Byrne, executive vice president of public and community relations] just kind of brought to my attention. Some of the areas that played exceptionally well haven’t been talked about too much. I thought the offensive line played exceptionally well in the game – very, very good job with the run blocking and pass protection. Scheme was just a little bit different than we’d been working on, things that we had in the system, but the timing is a little different. The way things look to those guys can be different. I thought they did a really good job. And then, the defensive line played really well. The game was won in the trenches. It was a physical game. The most physical team was going to win. The most physical team did win, and that was the Ravens, and I thought our offensive line and defensive line set the tone on that.”

**With QB Lamar Jackson running 27 times, obviously it was effective, but is that something you maybe don’t want to see happen on a week-to-week basis from your starting quarterback? (David Ginsburg)** “Yes.” (Reporter: “Is 27 too much? What do you think would be a proper number?”) “I don’t know. I think it’s obvious. It’s an obvious answer. If you want me to elaborate with some other kind of point on it ... Three of those were taking a knee, so I guess it’s only 23, 24. Then there were a couple ... [If] we want to [talk] about numbers, yes, you don’t want your quarterback getting hit that much. It’s not going to last that way, so I think that’s pretty self-evident. You probably took a straw-pull in here for who was going to have to ask that, and you had to ask that question. I figure, they’re all sitting back here like, ‘Oh, I’m glad David drew the short straw on that one.’ Sorry, man!” (laughter)

**As far as the quarterback situation going forward, QB Lamar Jackson is going to be the guy? Does QB Joe Flacco have a chance to reclaim his job? (Jerry Coleman)** “I’m not getting into any of that, any of it. You drew the second short straw!” (laughter)

**I think you alluded to it yesterday, but is QB Joe Flacco’s health ... Does he have a chance to play this Sunday, or is that hip injury too serious? (David Ginsburg)** “He has a chance. It’s just a matter of how fast the healing takes place in there. It’s not a surgical thing; it’s just a calming-down type of a thing with the hip, and I’m not a doctor. They have that commercial with the TV doctors. I’m not even a TV doctor, so we’ll see.”

**You went from a three-game losing streak to now occupying the sixth spot in the playoffs. Does that sort of change the dynamic around the team, or do you sort of forge ahead the same way regardless of having tangibles there? (Todd Karpovich)** “You guys are in here every week with me, every week with me. Have I changed? Has anything changed? Has it been the exact same message from every day? So, the answer is ‘no.’ It’s the same dynamic. Nothing changes. That doesn’t mean anything. I don’t care what seed you are. You have a five-way tie at 5-5 for sixth place [after] Week, what, 10? There are six more games to play. It will be determined in the next six weeks. Nothing is over, so all of you guys who counted us out, we aren’t out. We’re not dead. Sorry. And anybody who thinks that we have it clinched, no. No way. It’s going to be the teams that play the best, the teams that play the best football the next six weeks starting this week, and that’s going to be our focus. Our focus is going to be to win this game this week. That’s all we can do. So, all the grand things? You’re asking the wrong guy. I’m focused on the game, getting ready to play the game, just like our players are. All the critics, I’m dead to them. All of the people that all of the sudden are going to pat you on the back and say, ‘You’re in sixth place,’ that’s meaningless. Let’s go win a football game. Let’s prepare, starting tomorrow, to win a football game, and that’s what we’re going to do. And, we’ll be serious about it, but we’ll have fun.

“Our guys love football. They have a great spirit. I love the way they compete. To me, that’s what we should be talking about here. Talk about how those guys played. Do you like football? You love it, right? Then you like the way those guys played. I know you do. And, that’s what you always write about. The spirit of the way the guys, how hard they played ... Take a look at how we covered. Look at how we covered. You talk about tenacious coverage, getting after it. Look at the way we ran to the ball. Look at the way our backs ran, how our quarterback ... ‘Oh, he had 27 carries!’ You know what he did? He won the game. He played his tail, he played his butt off. I wanted to say he played his ass off. Are we allowed to say that on TV?” (Reporter: “You just did.”) “Oh, I just did. That’s what he did! Celebrate that, move on. We have to get better to win the next game. The way we played the last game won’t be good enough to win the next game. That’s just the way it works. That’s how football works. I would suggest you take that home and apply it in your life out there. It works.”

**You said you were generally happy with the way that QB Lamar Jackson threw the ball. One thing, watching him, he uses a lot of different release points. Is that something that you guys are finding because he’s sort of playing instinctively, or is that something that you try to coach out of him? What do you kind of make of that? (Childs Walker)** “Yes, I think he has to. He’s not 6-6. He’s going to have to use different release points. He does. To me, it’s accuracy. I think that would be a great question for Marty [Mornhinweg]





later in the week, because he's a quarterback coach. Marty coaches the quarterbacks. I know within that, there are things he likes to see, doesn't like to see. One of the things that they do a great job of coaching Lamar and all the quarterbacks on is the platform. That's the base, and they want to have a good, wide base. They want the knees bent. They want to throw from a low posture to bring the legs into it, just like any sport. And, that's a big part of it. So, I think as long as he has that part of it, the release point is probably not quite as important, especially for a talented guy like Lamar. He's a natural thrower. He has natural accuracy. A lot of times when we evaluate quarterbacks, we refer to them as 'athletic throwers.' Does he have athleticism in the way he throws? And, Lamar certainly does, so as long as you're accurate with that, and you have a good platform, then you can be accurate and put the ball where it's supposed to be."

**To that point, when you went back and watched the tape of all those throws, what stood out to you about the way he threw the ball that tells you, "Hey, he can throw more going down the road in this offense?" (Ryan Mink)** "I'm not even answering a veiled question like that. Yes, he can throw the ball more down the road! What are you asking me? Are we going to throw the ball more down the road? Come on, come on. Yes, we're going to throw the ball more down the road! He's a great thrower; the guy can pass. You saw him throw. He threw some great balls out there! How many plays did the kid make running around throwing the ball, in the pocket throwing the ball. He can do it. So, all this veiled stuff, 'Is he really a thrower?' I have news for you: He's a thrower. The kid can throw. He's a *quarterback*. He's a quarterback. So, all these little veiled questions – and if anybody is out there [saying], 'Oh, I can't believe 'Harbs' is getting so ticked,' – I don't appreciate the insinuation of the question. We will continue to say it: Lamar Jackson is a *quarterback*. Did you see the game yesterday? He's a quarterback. Any more questions about that?"

**I want to ask about the running back. Will RB Gus Edwards receive more carries going forward? (Jerry Coleman)** "Yes." (Reporter: "And where does RB Kenneth Dixon fit into the picture?") "I don't know. We'll see. We'll see. He has to practice more than one time. I have to see the guy practice. If I see him practice, I'll know where he fits in."

**I have a quarterback question. When QB Robert Griffin III came back, he said the year he was off, one of the things he learned was that he should slide with his feet forward. Has that been an emphasis that you guys talk to QB Lamar Jackson about to save his body? (Kevin Richardson)** "Yes, that's all part of coaching the quarterbacks. James [Urban] does a great job with that. That's definitely part of it with Lamar, just like all the quarterbacks. They have protections in place, and the quarterback needs to take advantage of those."

**There's a video with G Marshal Yanda and Bengals LB Vontaze Burfict. Have you seen the video, and do you have any comment? (Jamison Hensley)** "I haven't seen the video. I heard about it." (Reporter: "So, you have no comment if you didn't see the video?") "What do you want me to comment on? My point is, you want me to comment on whether I think Marshal Yanda spit at somebody during the game? Is that what you want me to comment on? Are you really, seriously, asking that question? Here's my point on that: This guy has been playing for how many years? [Twelve] years. He played at the University of Iowa. Have you ever – for whoever wrote the article that makes the insinuation – have you *ever* heard of Marshal Yanda's character being attacked or him doing something along those lines ever in his whole career? But now, all of the sudden, we're going to say, 'Oh, I know Marshal Yanda spit at somebody, at a person?' Really? Come on. No way. There's no way. Now, go back and look at the whole video, OK? What happened on the play? That's a late play, right? That's a lot of activity going on way after the whistle. Marshal is on the ground; his arm gets stepped on by No. 55 [Burfict]. It's OK. I'm not going to stand up here and say '55' did it on purpose, because I'm not going to point the bony finger of blame when I don't know what somebody's intentions are. So, for all those 'journalists' out there that think they somehow inherited the position to judge another man's character when they don't know his intention, we don't give that any consideration whatsoever. None. It's not worth it. It's kind of an indication of where our society is going right now. So, I think you should rise above that at ESPN. Step above that and respect a guy like Marshal Yanda for who he is and what he's done." (Reporter: "For the record, we didn't write that.")

**Some of the younger guys were saying that it was really natural for them to play that style of offense because they ran it in college and high school. Did you notice that, with these younger players running so many zone reads? Was it natural for them to pick it up? (Aaron Kasinitz)** "I don't know. The guys have run those plays before, so it's a plus. Are you talking about Gus [Edwards]? Give me some specifics." (Reporter: "Gus, Orlando [Brown Jr.] mentioned it.") "Yes, those guys have run those plays before. That's probably a good thing. It probably is an element of that for the running back, in terms of the feel for when the quarterback is going to give it and pull it. That's valuable. I haven't seen the other guys have a problem with it. So, I don't know. I don't think it's a detriment for the guys who are a little older who haven't done it, but the fact that those guys have been in that offense probably is a good thing. Hey, that's kind of been the way football has been played in college and high school for a lot of years now. Those guys are all coming into the NFL, so there's no doubt you're going to see more and more of that in our league."

**You can't always tell everything from warm-ups. It didn't look like T Ronnie Stanley was out there with the starters – at least in the full warm-up drills. Was his status touch-and-go around game time? (Jeff Zrebiec)** "No, he was playing."



**What does it say about him and how he fought through? He obviously wasn't 100-percent, but he fought through it? (Jeff Zrebiec)** "I thought he played well. When you watch the game, Ronnie was really good. He played a really good game – very physical, finished blocks really as well as he has done, better than some of the [other] games. Yes, I was very impressed with Ronnie's game, and he has a pretty good high-ankle sprain. That's never easy; that's painful. He dealt with it. He had to come out a couple times, but he wanted to get right back in there and play. I was very proud of him."

**Do you feel like T Ronnie Stanley has taken a step forward this season? (Childs Walker)** "I do. Yes, he's taken a step forward. He's a young player, a very talented guy. From the physicality and a finish standpoint – those are things that he's really been focusing on this year. It seems to be paying off."

**We only get to see the earlier part of practices now. With RB Gus Edwards specifically, have you seen him coming on lately? Have you seen anything in him where you were thinking that he was... (Jamison Hensley)** "No, it was just out of the blue. It came out of the blue." (joking) ("Reporter: "No, what I was saying is has he progressed in a certain way?") "He has been practicing great. Yes, he's been practicing great. I think I have said that in here before. He's been practicing great. He's been playing well on special teams. It's a practice sport. It's not like, all of a sudden, guys just show up and they play well, or, 'Give this guy a chance.' Players say that sometimes, 'Just give me a chance!' You get a chance every day in practice. Go out there and dominate – and Gus has been doing that. He's been doing it in practice, he's been doing it in special teams, and he's been doing it in the few carries he's had in games. It has been a goal to get him more carries in games before this. It wasn't like this happened in the last week or two; it's been probably two months that he's been doing it. That's a great lesson for any young player. If you want to play? Play well – play well in practice every day and stack days and earn trust. He's done a good job of that. He has to build on that. I love what he said. He's not sitting there reading his press clippings. His focus is on becoming a better player tomorrow than he was today."

**You mentioned with LB Chris Board the fight [of being an undrafted guy]. RB Gus Edwards is another undrafted rookie. Was he in that undrafted mix of trying to recruit him getting here? (Jamison Hensley)** "Yes. Gus, and Mark Thompson was another guy like that. We had a really good free agent class. Our coaches and scouts did a great job of recruiting those guys. I like those guys a lot."

**I don't believe you've ever had a chance to go up against Jon Gruden as a coach. Do you reflect back to maybe some of the things you shared with him when he was in the Monday Night Football booth in the production meetings? Does that ever come back, and you think maybe you've said something to him? (Jerry Coleman)** "I don't remember. I did kind of make him mad one year. Jay [Gruden] was the offensive coordinator for the Bengals, and we were playing the Bengals in the [2012] opener. We said he couldn't come into the building to do the production meeting stuff. He thought that was over-the-top. We went out to the bus. He was great though. We won that game, as I recall. That's really all. I don't have anything – no funny anecdotes to share, no great stories. Sorry."

**When you're talking to the referees before the game, is there any extra emphasis put on, "Hey, you have to protect our quarterback here. He's going to be running and diving forward for plays." Oftentimes, I see quarterbacks not allotted enough protection when they're runners. Is there any extra emphasis on that with QB Lamar Jackson? (Ryan Mink)** "Are you trying to get me in trouble now? Is that your goal?" (Reporter: "I'm not getting you in trouble.") "You're going to get me in trouble. The league will tell you that they protect all the quarterbacks exactly the same. That's what they'll tell you. So, I'll take them at their word."

**In a league that's so pass-heavy, were you proud of the way you ran the ball? A majority of the yardage came on the ground. (David Ginsburg)** "That's just a credit to the players. I just feel like however you move the ball is good. There are different ways to do it, and you do it based on your personnel and what's available to you as a coach. You try to figure that out – who you're playing against and what your guys can do well. The coaches do the best they can to put a gameplan together, and sometimes it's run, sometimes it's pass. You want it to be a mix, you know, both. Sometimes you do well at it, and sometimes you don't. But in the end, it's a player's game. The players deserve the credit for running the ball so well. They'll look at the tape, and they'll be like, 'Man, we could do so much better.' And they're going to have to do so much better, because teams will adjust and adapt and find ways to try to stop the plays that we're running. We'll have to improve how we execute them. We always take pride in the players, and a good pride in the players and how they perform. That's what it's all about as a coach."

**How does yesterday's post-game victory speech inside the locker room compare to some of the more post-game victory celebrations you've had in the past. I know you used the word "good" at least eight times. I lost track! Where did the motivation come from? (Jerry Coleman)** "It was good! Good. That's a message we had the night before that we shared with the guys. We can put it out if you guys want. We should put it out on the website." (Executive vice president of public & community relations Kevin Byrne: "Jocko [Willink], a former soldier.") "Yes, and Leif Babin [from] a book they wrote about their time in Ramadi – two Navy SEALs who were leading a Navy SEAL special forces group in Ramadi during the surge. They're mindset to it – to adversity – it's awesome. It's awesome. Our guys ... I don't know, man. It's just us. I told them, 'That's us. Watch this. This is us. This is us.' You're going to be a proud Raven fan? You want to be a real Raven fan? You should be proud of that. But we should put that [video] out. That would be awesome to give some background for everybody, where that's coming from. It was fun."

# ALPHABETICAL ROSTER

As of Nov. 20

No.	Name	Pos.	Ht.	Wt.	Birthdate	Exp.	College	Hometown
37	Allen, Javorius	RB	6-0	218	8/27/91	4	Southern California	Miccosukee, FL
89	Andrews, Mark	TE	6-4	256	9/6/95	R	Oklahoma	Scottsdale, AZ
28	Averett, Anthony	CB	5-11	178	11/30/94	R	Alabama	Woodbury, NJ
49	Board, Chris	LB	6-2	229	7/23/95	R	North Dakota State	Orlando, FL
54	Bowser, Tyus	OLB	6-3	242	5/23/95	2	Houston	Tyler, TX
86	Boyle, Nick	TE	6-4	270	2/17/93	4	Delaware	Sussex, NJ
77	Bozeman, Bradley	C	6-3	317	11/24/94	R	Alabama	Roanoke, AL
78	Brown Jr., Orlando	T	6-8	345	5/2/96	R	Oklahoma	Baltimore, MD
13	Brown, John	WR	5-11	178	4/3/90	5	Pittsburg State	Homestead, FL
24	Carr, Brandon	CB	6-0	210	5/19/86	11	Grand Valley State	Flint, MI
36	Clark, Chuck	S	6-0	205	4/19/95	2	Virginia Tech	Suffolk, VA
34	Collins, Alex	RB	5-10	208	8/26/94	3	Arkansas	Ft. Lauderdale, FL
46	Cox, Morgan	LS	6-4	235	4/26/86	9	Tennessee	Collierville, TN
15	Crabtree, Michael	WR	6-1	215	9/14/87	10	Texas Tech	Dallas, TX
35	Edwards, Gus	RB	6-1	238	4/13/95	R	Rutgers	Staten Island, NY
71	Eluemunor, Jermaine	G/T	6-4	335	12/13/94	2	Texas A&M	London, England
5	Flacco, Joe	QB	6-6	245	1/16/85	11	Delaware	Audubon, NJ
61	Grasu, Hroniss	C	6-3	301	8/12/91	4	Oregon	Northridge, CA
3	Griffin III, Robert	QB	6-2	213	2/12/90	6	Baylor	Copperas Cove, TX
29	Humphrey, Marlon	CB	6-0	197	7/8/96	2	Alabama	Hoover, AL
81	Hurst, Hayden	TE	6-4	245	8/24/93	R	South Carolina	Jacksonville, FL
74	Hurst, James	G/T	6-5	310	12/17/91	5	North Carolina	Plainfield, IN
8	Jackson, Lamar	QB	6-2	212	1/7/97	R	Louisville	Pompano Beach, FL
23	Jefferson, Tony	S	5-11	211	1/27/92	6	Oklahoma	Chula Vista, CA
27	Jones, Cyrus	CB/RS	5-10	200	11/29/93	3	Alabama	Baltimore, MD
99	Judon, Matthew	OLB	6-3	261	8/15/92	3	Grand Valley State	West Bloomfield, MI
4	Koch, Sam	P	6-1	222	8/13/82	13	Nebraska	Seward, NE
17	Lasley, Jordan	WR/RS	6-1	213	11/13/96	R	UCLA	Compton, CA
41	Levine Sr., Anthony	DB/LB	5-11	207	3/27/87	7	Tennessee State	Abbeville, LA
72	Lewis, Alex	G/T	6-6	305	4/21/92	3	Nebraska	Tempe, AZ
88	Montgomery, TY	RB/WR	6-0	216	1/22/93	4	Stanford	Jackson, MS
10	Moore, Chris	WR/RS	6-1	200	6/16/93	3	Cincinnati	Tampa, FL
57	Mosley, C.J.	ILB	6-2	250	6/19/92	5	Alabama	Mobile, AL
48	Onwuasor, Patrick	ILB	6-0	227	8/22/92	3	Portland State	Inglewood, CA
97	Pierce, Michael	DT	6-0	340	11/6/92	3	Samford	Daphne, AL
42	Ricard, Patrick	FB/DL	6-3	311	5/27/94	2	Maine	Spencer, MA
95	Sieler, Zach	DT	6-6	290	9/7/95	R	Ferris State	Pinckney, MI
68	Skura, Matt	G/C	6-3	313	2/17/93	2	Duke	Columbus, OH
22	Smith, Jimmy	CB	6-2	210	7/26/88	8	Colorado	Colton, CA
90	Smith, Za'Darius	OLB	6-4	272	9/8/92	4	Kentucky	Greenville, AL
83	Snead IV, Willie	WR/RS	5-11	205	10/17/92	4	Ball State	Muskegon (MI)
79	Stanley, Ronnie	T	6-6	315	3/18/94	3	Notre Dame	Las Vegas, NV
55	Suggs, Terrell	OLB	6-3	265	10/11/82	16	Arizona State	Chandler, AZ
9	Tucker, Justin	K	6-1	183	11/21/89	7	Texas	Austin, TX
96	Urban, Brent	DE	6-7	300	5/5/91	5	Virginia	Mississauga, ON, CAN
32	Weddle, Eric	S	5-11	195	1/4/85	12	Utah	Alta Loma, CA
98	Williams, Brandon	DT	6-1	336	2/21/89	6	Missouri Southern St.	Kirkwood, MO
87	Williams, Maxx	TE	6-4	252	4/12/94	4	Minnesota	Waconia, MN
56	Williams, Tim	OLB	6-3	252	11/12/93	2	Alabama	Baton Rouge, LA
93	Wormley, Chris	DE	6-5	300	10/25/93	2	Michigan	Toledo, OH
73	Yanda, Marshal	G/T	6-3	305	9/15/84	12	Iowa	Anamosa, IA
40	Young, Kenny	LB	6-1	234	11/15/94	R	UCLA	Boutte, LA
25	Young, Tavon	CB	5-9	185	3/14/94	3	Temple	Oxon Hill, MD

## Practice Squad

63	Amichia, Kofi	G	6-3	304	7/29/94	1	South Florida	East Point, GA
60	Crecelius, Randin	G/T	6-5	300	8/5/96	R	Portland State	Lake Stevens, WA
31	Daniel, Robertson	CB	6-1	209	10/1/91	1	Brigham Young	San Jose, CA
39	Ervin, Tyler	RB	5-10	182	10/7/93	3	San Jose State	San Bernardino, CA
45	Ezeala, Christopher (IPP)	FB	5-11	248	9/19/95	R	German Football League	Munich, Germany
84	Grant, Janarion	WR/RS	5-10	173	11/20/93	R	Rutgers	Trilby, FL
58	Jones, Alvin	ILB	5-10	231	12/2/94	R	UTEP	El Paso, TX
65	Siragusa, Nico	G	6-4	330	5/10/94	2	San Diego State	San Diego, CA
44	Thompson, Mark	RB	6-1	235	12/9/94	R	Florida	Cheltenham, PA
80	Waller, Darren	TE	6-6	255	9/13/92	3	Georgia Tech	Kennesaw, GA
14	White, Tim	WR/RS	5-10	175	7/15/94	2	Arizona State	Los Angeles, CA

## Non-Football Injury List

6	Vedvik, Kaare	P/K	6-3	210	3/16/94	R	Marshall	Stavanger, Norway
---	---------------	-----	-----	-----	---------	---	----------	-------------------

## Injured Reserve

26	Canady, Maurice	CB	6-1	193	5/26/94	3	Virginia	Richmond, VA
30	Dixon, Kenneth	RB	5-10	228	1/21/94	3	Louisiana Tech	Strong, AR
21	Elliott, DeShon	S	6-0	210	4/21/97	R	Texas	Dallas, TX
69	Henry, Willie	DT	6-3	291	3/20/94	3	Michigan	Cleveland, OH
38	Jean-Baptiste, Stanley	CB	6-3	216	4/12/90	3	Nebraska	Miami, FL
12	Scott, Jaleel	WR	6-5	210	2/23/95	R	New Mexico State	Rock Hill, SC
64	Senat, Greg	T	6-6	305	9/8/94	R	Wagner	Elmont, NY
47	Turner, De'Lance	RB	5-11	214	8/23/95	R	Alcorn State	McClain, MS

## Physically Unable to Perform

16	Adeboyejo, Quincy	WR	6-3	200	5/26/95	1	Mississippi	Cedar Hill, TX
53	Bradley, Bam	ILB	5-11	232	6/26/94	2	Pittsburgh	Trotwood, OH
43	Hill, Jaylen	CB	5-10	175	5/26/94	2	Jacksonville State	Marietta, GA





# NUMERICAL ROSTER

As of Nov. 20

No.	Name	Pos.	Ht.	Wt.	Birthdate	Exp.	College	How Acq.	2018 Games			
									P	S	DNP	INA
3	Robert Griffin III	QB	6-2	213	2/12/90	6	Baylor	FA '18	1	0	0	9
4	Sam Koch	P	6-1	222	8/13/82	13	Nebraska	D6a '06	10	0	0	0
5	Joe Flacco	QB	6-6	245	1/16/85	11	Delaware	D1 '08	9	9	0	1
8	Lamar Jackson	QB	6-2	212	1/7/97	R	Louisville	D1b '18	10	1	0	0
9	Justin Tucker	K	6-1	183	11/21/89	7	Texas	FA '12	10	0	0	0
10	Chris Moore	WR/RS	6-1	200	6/16/93	3	Cincinnati	D4b '16	10	0	0	0
13	John Brown	WR	5-11	178	4/3/90	5	Pittsburg State	UFA (ARI) '18	10	9	0	0
15	Michael Crabtree	WR	6-1	215	9/14/87	10	Texas Tech	FA '18	10	10	0	0
17	Jordan Lasley	WR/RS	6-1	213	11/13/96	R	UCLA	D5 '18	0	0	0	10
22	Jimmy Smith	CB	6-2	210	7/26/88	8	Colorado	D1 '11	6	4	0	0
23	Tony Jefferson	S	5-11	211	1/27/92	6	Oklahoma	UFA (ARI) '17	10	10	0	0
24	Brandon Carr	CB	6-0	210	5/19/86	11	Grand Valley State	UFA (DAL) '17	10	10	0	0
25	Tavon Young	CB	5-9	185	3/14/94	3	Temple	D4a '16	10	5	0	0
27	Cyrus Jones	CB/RS	5-10	200	11/29/93	3	Alabama	WAV (NE) '18	5	0	0	0
28	Anthony Averett	CB	5-11	178	11/30/94	R	Alabama	D4a '18	5	0	0	5
29	Marlon Humphrey	CB	6-0	197	7/8/96	2	Alabama	D1 '17	8	5	0	2
32	Eric Weddle	S	5-11	195	1/4/85	12	Utah	UFA (SD) '16	10	10	0	0
34	Alex Collins	RB	5-10	208	8/26/94	3	Arkansas	FA '17	10	10	0	0
35	Gus Edwards	RB	6-1	238	4/13/95	R	Rutgers	FA '18	5	0	0	0
36	Chuck Clark	S	6-0	205	4/19/95	2	Virginia Tech	D6 '17	10	0	0	0
37	Javorius Allen	RB	6-0	218	8/27/91	4	Southern California	D4b '15	10	0	0	0
40	Kenny Young	LB	6-1	234	11/15/94	R	UCLA	D4b '18	10	3	0	0
41	Anthony Levine Sr.	DB/LB	5-11	207	3/27/87	7	Tennessee State	FA '12	10	0	0	0
42	Patrick Ricard	FB/DL	6-3	311	5/27/94	2	Maine	FA '17	9	2	0	1
46	Morgan Cox	LS	6-4	235	4/26/86	9	Tennessee	FA '10	10	0	0	0
48	Patrick Onwuasor	ILB	6-0	227	8/22/92	3	Portland State	FA '16	10	6	0	0
49	Chris Board	LB	6-2	229	7/23/95	R	North Dakota State	FA '18	10	0	0	0
54	Tyus Bowser	OLB	6-3	242	5/23/95	2	Houston	D2 '17	9	0	0	1
55	Terrell Suggs	OLB	6-3	265	10/11/82	16	Arizona State	D1a '03	10	10	0	0
56	Tim Williams	OLB	6-3	252	11/12/93	2	Alabama	D3b '17	7	0	0	3
57	C.J. Mosley	ILB	6-2	250	6/19/92	5	Alabama	D1 '14	9	9	0	1
61	Hroniss Grasu	C	6-3	301	8/12/91	4	Oregon	FA '18	3	1	0	4
68	Matt Skura	G/C	6-3	313	2/17/93	2	Duke	FA '16	10	10	0	0
71	Jermaine Eluemunor	G/T	6-4	335	12/13/94	2	Texas A&M	D5 '17	3	1	0	2
72	Alex Lewis	G/T	6-6	305	4/21/92	3	Nebraska	D4c '16	8	8	0	2
73	Marshal Yanda	G/T	6-3	305	9/15/84	12	Iowa	D3b '07	10	10	0	0
74	James Hurst	G/T	6-5	310	12/17/91	5	North Carolina	FA '14	6	6	0	4
77	Bradley Bozeman	C	6-5	317	11/24/94	R	Alabama	D6c '18	8	1	2	0
78	Orlando Brown Jr.	T	6-8	345	5/2/96	R	Oklahoma	D3a '18	10	4	0	0
79	Ronnie Stanley	T	6-6	315	3/18/94	3	Notre Dame	D1 '16	9	9	0	1
81	Hayden Hurst	TE	6-4	245	8/24/93	R	South Carolina	D1a '18	6	0	0	4
83	Willie Snead IV	WR/RS	5-11	205	10/17/92	4	Ball State	RFA (NO) '18	10	4	0	0
86	Nick Boyle	TE	6-4	270	2/17/93	4	Delaware	D5a '15	10	8	0	0
87	Maxx Williams	TE	6-4	252	4/12/94	4	Minnesota	D2 '15	7	5	0	3
88	Ty Montgomery	RB/WR	6-0	216	1/22/93	4	Stanford	TR (GB) '18	8	0	0	1
89	Mark Andrews	TE	6-5	256	9/6/95	R	Oklahoma	D3b '18	10	3	0	0
90	Za'Darius Smith	OLB	6-4	272	9/8/92	4	Kentucky	D4a '15	10	4	0	0
93	Chris Wormley	DE	6-5	300	10/25/93	2	Michigan	D3a '17	10	6	0	0
95	Zach Sieler	DT	6-6	290	9/7/95	R	Ferris State	D7 '18	2	0	0	8
96	Brent Urban	DE	6-7	300	5/5/91	5	Virginia	D4a '14	10	10	0	0
97	Michael Pierce	DT	6-0	340	11/6/92	3	Samford	FA '16	8	0	0	2
98	Brandon Williams	DT	6-1	336	2/21/89	6	Missouri Southern St.	D3 '13	10	10	0	0
99	Matthew Judon	OLB	6-3	261	8/15/92	3	Grand Valley State	D5 '16	10	6	0	0
<b>Practice Squad</b>												
14	Tim White	WR/RS	5-10	175	7/15/94	2	Arizona State	FA '17	3	0	0	0
31	Robertson Daniel	CB	6-0	209	10/1/91	1	Brigham Young	FA '18	1	0	0	0
39	Tyler Ervin	RB	5-10	182	10/7/93	3	San Jose State	FA '18	9	0	0	0
44	Mark Thompson	RB	6-1	235	12/9/94	R	Florida	FA '18	0	0	0	0
45	Christopher Ezeala (IPP)	FB	5-11	248	9/19/95	R	German Football League	IPP '18	0	0	0	0
58	Alvin Jones	ILB	5-10	231	12/2/94	R	UTEP	FA '18	0	0	0	0
60	Randin Crecelius	G/T	6-5	300	8/5/96	R	Portland State	FA '18	0	0	0	0
63	Kofi Amichia	G	6-3	304	7/29/94	1	South Florida	FA '18	0	0	0	0
65	Nico Siragusa	G	6-4	330	5/10/94	2	San Diego State	D4 '17	0	0	0	0
80	Darren Waller	TE	6-6	255	9/13/92	3	Georgia Tech	D6 '15	0	0	0	0
84	Janarion Grant	WR/RS	5-10	173	11/20/93	R	Rutgers	FA '18	2	0	0	0
<b>Non-Football Injury List</b>												
6	Kaare Vedvik	P/K	6-3	210	3/16/94	R	Marshall	FA '18	0	0	0	0
<b>Injured Reserve</b>												
12	Jaleel Scott	WR	6-5	210	2/23/95	R	New Mexico State	D4c '18	0	0	0	0
21	DeShon Elliott	S	6-1	210	4/21/97	R	Texas	D6a '18	0	0	0	0
26	Maurice Canady	CB	6-1	193	5/26/94	3	Virginia	D6b '16	1	0	0	2
30	Kenneth Dixon	RB	5-10	228	1/21/94	3	Louisiana Tech	D4e '16	1	0	0	0
38	Stanley Jean-Baptiste	CB	6-3	216	4/12/90	3	Nebraska	FA '17	0	0	0	0
47	De'Lance Turner	RB	5-11	214	8/23/95	R	Alcorn State	FA '18	4	0	0	0
64	Greg Senat	T	6-6	305	9/8/94	R	Wagner	D6b '18	0	0	0	0
69	Willie Henry	DT	6-3	291	3/20/94	3	Michigan	D4d '16	3	0	0	4
<b>Physically Unable to Perform</b>												
16	Quincy Adebeyejo	WR	6-3	200	5/26/95	1	Mississippi	FA '17	0	0	0	0
43	Jaylen Hill	CB	5-10	175	5/26/94	2	Jacksonville State	FA '17	0	0	0	0
53	Bam Bradley	ILB	5-11	232	6/26/94	2	Pittsburgh	FA '17	0	0	0	0



# POSITIONAL ROSTER

As of Nov. 20

## QUARTERBACKS

3	Robert Griffin III	.QB
5	Joe Flacco	.QB
8	Lamar Jackson	.QB

## WIDE RECEIVERS

10	Chris Moore	.WR/RS
13	John Brown	.WR
15	Michael Crabtree	.WR
17	Jordan Lasley	.WR/RS
83	Willie Snead IV.	.WR/RS

## RUNNING BACKS

34	Alex Collins	.RB
35	Gus Edwards	.RB
37	Javorius Allen	.RB
88	Ty Montgomery	.RB/WR

## TIGHT ENDS

81	Hayden Hurst	.TE
86	Nick Boyle	.TE
87	Maxx Williams	.TE
89	Mark Andrews	.TE

## OFFENSIVE LINE

61	Hroniss Grasu	.C
68	Matt Skura	.G/C
71	Jermaine Eluemunor	.G/T
72	Alex Lewis	.G/T
73	Marshal Yanda	.G/T
74	James Hurst	.G/T
77	Bradley Bozeman	.C
78	Orlando Brown Jr.	.T
79	Ronnie Stanley	.T

## SPECIALISTS

4	Sam Koch	.P
9	Justin Tucker	.K
46	Morgan Cox	.LS

## SECONDARY

22	Jimmy Smith	.CB
23	Tony Jefferson	.S
24	Brandon Carr	.CB
25	Tavon Young	.CB
27	Cyrus Jones	.CB/RS
28	Anthony Averett	.CB
29	Marlon Humphrey	.CB
32	Eric Weddle	.S
36	Chuck Clark	.S
41	Anthony Levine Sr.	.DB/LB

## LINEBACKERS

40	Kenny Young	.LB
48	Patrick Onwuasor	.ILB
49	Chris Board	.LB
54	Tyus Bowser	.OLB
55	Terrell Suggs	.OLB
56	Tim Williams	.OLB
57	C.J. Mosley	.ILB
90	Za'Darius Smith	.OLB
99	Matthew Judon	.OLB

## DEFENSIVE LINE

42	Patrick Ricard	.FB/DL
93	Chris Wormley	.DE
95	Zach Sieler	.DT
96	Brent Urban	.DE
97	Michael Pierce	.DT
98	Brandon Williams	.DT

## PRACTICE SQUAD

14	Tim White	.WR/RS
31	Robertson Daniel	.CB
39	Tyler Ervin	.RB
44	Mark Thompson	.RB
45	Christopher Ezeala (IPP)	.FB
58	Alvin Jones	.ILB
60	Randin Crecelius	.G/T
63	Kofi Amichia	.G
65	Nico Siragusa	.G
80	Darren Waller	.TE
84	Janarion Grant	.WR/RS

## INJURED RESERVE

12	Jaleel Scott	.WR
21	DeShon Elliott	.S
26	Maurice Canady	.CB
30	Kenneth Dixon	.RB
38	Stanley Jean-Baptiste	.CB
47	De'Lance Turner	.RB
64	Greg Senat	.T
69	Willie Henry	.DT

## PHYSICALLY UNABLE TO PERFORM (PUP)

16	Quincy Adebeyejo	.WR
43	Jaylen Hill	.CB
53	Bam Bradley	.ILB

## NON-FOOTBALL INJURY LIST

6	Kaare Vedvik	.P/K
---	--------------	------



## 2018 COACHING STAFF

John Harbaugh	Head Coach
Jerry Rosburg	Special Teams Coord. / Assc. Head Coach
Don Martindale	Defensive Coordinator
Marty Mornhinweg	Offensive Coordinator
Greg Roman	Assistant Head Coach / Tight Ends Coach
Richard Angulo	Assistant Offensive Line Coach
Juney Barnett	Assistant Strength & Conditioning Coach
Andy Bischoff	Offensive Assistant / TEs
Randy Brown	Specialists Coach
Joe Cullen	Defensive Line Coach
Joe D'Alessandris	Offensive Line Coach

Bobby Engram	Wide Receivers Coach
Thomas Hammock	Running Backs Coach
Chris Hewitt	Secondary Coach
Chris Horton	Assistant Special Teams Coach
Sterling Lucas	Quality Control - Defense
Mike Macdonald	Linebackers Coach
Steve Saunders	Head Strength & Conditioning Coach
James Urban	Quarterbacks Coach
Craig Ver Steeg	Senior Offensive Assistant
Matt Weiss	Football Strategy Coordinator / WRs
Drew Wilkins	Assistant Defensive Line / OLBs



# DEPTH CHART

*Updated by Ravens PR on Nov. 20*

## OFFENSE

WR	83	Willie Snead IV	10	Chris Moore		
WR	15	Michael Crabtree	<u>17</u>	<u>Jordan Lasley</u>		
WR	13	John Brown				
LT	79	Ronnie Stanley	74	James Hurst*	71	Jermaine Eluemunor
LG	72	Alex Lewis	61	Hroniss Grasu	71	Jermaine Eluemunor
C	68	Matt Skura	72	Alex Lewis	<u>77</u>	<u>Bradley Bozeman</u> 61 Hroniss Grasu
RG	73	Marshal Yanda	<u>77</u>	<u>Bradley Bozeman</u>	71	Jermaine Eluemunor
RT	74	James Hurst*	<u>78</u>	<u>Orlando Brown Jr.</u>	71	Jermaine Eluemunor
TE	86	Nick Boyle	<u>81</u>	<u>Hayden Hurst</u>	<u>89</u>	<u>Mark Andrews</u> 87 Maxx Williams
QB	5	Joe Flacco*	<u>8</u>	<u>Lamar Jackson</u>	3	Robert Griffin III
RB	34	Alex Collins	37	Javorius Allen	<u>35</u>	<u>Gus Edwards</u> 88 Ty Montgomery (RB/WR) 42 Patrick Ricard (FB)

## DEFENSE

DT	93	Chris Wormley	42	Patrick Ricard		
NT	98	Brandon Williams	97	Michael Pierce		
DE	96	Brent Urban	<u>95</u>	<u>Zach Sieler</u>		
RUSH	55	Terrell Suggs	90	Za'Darius Smith	56	Tim Williams*
MLB	57	C.J. Mosley	<u>49</u>	<u>Chris Board</u>		
WLB	48	Patrick Onwuasor	- or -	<u>40</u>	<u>Kenny Young</u>	
SAM	99	Matthew Judon	54	Tyus Bowser		
LCB	24	Brandon Carr	22	Jimmy Smith	<u>28</u>	<u>Anthony Averett</u>
SS	23	Tony Jefferson	41	Anthony Levine Sr.		
FS	32	Eric Weddle	36	Chuck Clark		
RCB	29	Marlon Humphrey	25	Tavon Young	27	Cyrus Jones

## SPECIAL TEAMS

P	4	Sam Koch				
K	9	Justin Tucker				
H	4	Sam Koch				
LS	46	Morgan Cox				
KOR	10	Chris Moore	83	Willie Snead IV	<u>17</u>	<u>Jordan Lasley</u>
PR	27	Cyrus Jones	83	Willie Snead IV	<u>17</u>	<u>Jordan Lasley</u>

All Rookies Underlined \*Missed last game with injury

## PRONUNCIATIONS

**PLAYERS:** Quincy Adebeyejo (add-ah-BOY-joe); Javorius Allen (juh-VAR-us); Anthony Averett (AY-vrett); Maurice Canady (CAN-uh-dee); Randin Crecelius (cruh-SILL-ee-us); Jermaine Eluemunor (EE-lew-mun-or); Chris Ezeala (ee-ZAH-lah); Janarion Grant (juh-NAIR-ee-on); Hroniss Grasu (huh-ROW-niss, grass-UU); Stanley Jean-Baptiste (GENE bap-TEEST); Sam Koch (Cook); Anthony Levine Sr. (luh-VEEN); Patrick Onwuasor (oh-WAH-so); Greg Senat (suh-NOT); Zach Sieler (SEE-ler); Matt Skura (SKUR-uh); Za'Darius Smith (zuh-DARE-ee-us); Marshal Yanda (YAWN-da); Kaare Vedvik (CORE-ee, VED-vick); Tavon Young (TAY-von) **COACHES:** Richard Angulo (an-GOO-low); Andy Bischoff (BISH-off); Joe D'Alessandris (dell-ah-SAN-dress); Marty Mornhinweg (MORE-ning-wig); Craig Ver Steeg (ver-STEGG)





# HOW THE RAVENS ARE BUILT

## BY YEAR SIGNED

YEAR	PLAYER	ACQ.
2003	OLB Terrell Suggs	D1a
2006	P Sam Koch	D6a
2007	G/T Marshal Yanda	D3b
2008	QB Joe Flacco	D1
2010	LS Morgan Cox	RFA
2011	CB Jimmy Smith	D1
2012	DB/LB Anthony Levine Sr.	FA
	K Justin Tucker	RFA
2013	DT Brandon Williams	D3
2014	OL James Hurst	RFA
	LB C.J. Mosley	D1
	DE Brent Urban	D4a
2015	RB Javorius Allen	D4b
	TE Nick Boyle	D5a
	OLB Za'Darius Smith	D4a
	TE Maxx Williams	D2
2016	CB Maurice Canady [Injured Reserve]	D6b
	RB Kenneth Dixon [Injured Reserve]	D4e
	DT Willie Henry [Injured Reserve]	D4d
	OLB Matthew Judon	D5
	G/T Alex Lewis	D4c
	WR Chris Moore	D4b
	ILB Patrick Onwuasor	RFA
	DT Michael Pierce	RFA
	G/C Matt Skura	FA
	T Ronnie Stanley	D1
	S Eric Weddle	UFA (SD)
	CB Tavon Young	D4a
2017	WR Quincy Adebayo [PUP List]	RFA
	OLB Tyus Bowser	D2
	LB Bam Bradley [PUP List]	RFA
	CB Brandon Carr	UFA (Dal.)
	S Chuck Clark	D6
	RB Alex Collins	FA
	G/T Jermaine Eluemunor	D5
	CB Jaylen Hill [PUP List]	RFA
	CB Marlon Humphrey	D1
	CB Stanley Jean-Baptiste [Injured Reserve]	FA
	S Tony Jefferson	UFA (Ari.)
	FB/DL Patrick Ricard	RFA
	OLB Tim Williams	D3b
	DE Chris Wormley	D3a
2018	TE Mark Andrews	D3b
	CB Anthony Averett	D4a
	LB Chris Board	RFA
	C Bradley Bozeman	D6c
	WR John Brown	FA
	T Orlando Brown Jr.	D3a
	WR Michael Crabtree	FA
	RB Gus Edwards	RFA
	S DeShon Elliott [Injured Reserve]	D6a
	C Hroniss Grasu	FA
	QB Robert Griffin III	FA
	TE Hayden Hurst	D1a
	QB Lamar Jackson	D1b
	CB/RS Cyrus Jones	WAV (NE)
	WR Jordan Lasley	D5
	RB/WR Ty Montgomery	TR (GB)
	WR Jaleel Scott [Injured Reserve]	D4c
	T Greg Senat [Injured Reserve]	D6b
	DT Zach Sieler	D7
	WR Willie Snead IV	Res. FA (NO)
	RB De'Lance Turner [Injured Reserve]	RF
	P/K Kaare Vedvik [Non-Football Injury List]	RFA
	LB Kenny Young	D4b

## BY DRAFT ROUND

1st ROUND (10)	TEAM	YEAR
OLB Terrell Suggs	Baltimore	2003 (10th)
QB Joe Flacco	Baltimore	2008 (18th)
WR Michael Crabtree	San Francisco	2009 (10th)
CB Jimmy Smith	Baltimore	2011 (27th)
QB Robert Griffin III	Washington	2012 (2nd)
LB C.J. Mosley	Baltimore	2014 (17th)
T Ronnie Stanley	Baltimore	2016 (6th)
CB Marlon Humphrey	Baltimore	2017 (16th)
TE Hayden Hurst	Baltimore	2018 (21st)
QB Lamar Jackson	Baltimore	2018 (32nd)
<b>2nd ROUND (5)</b>		
S Eric Weddle	San Diego	2007
CB Stanley Jean-Baptiste [Injured Reserve]	New Orleans	2014
TE Maxx Williams	Baltimore	2015
CB/RS Cyrus Jones	New England	2016
OLB Tyus Bowser	Baltimore	2017
<b>3rd ROUND (9)</b>		
G/T Marshal Yanda	Baltimore	2007
DT Brandon Williams	Baltimore	2013
WR John Brown	Arizona	2014
C Hroniss Grasu	Chicago	2015
RB/WR Ty Montgomery	Green Bay	2015
OLB Tim Williams	Baltimore	2017
DE Chris Wormley	Baltimore	2017
TE Mark Andrews	Baltimore	2018
T Orlando Brown Jr.	Baltimore	2018
<b>4th ROUND (11)</b>		
DE Brent Urban	Baltimore	2014
RB Javorius Allen	Baltimore	2015
OLB Za'Darius Smith	Baltimore	2015
DT Willie Henry [Injured Reserve]	Baltimore	2016
RB Kenneth Dixon [Injured Reserve]	Baltimore	2016
G/T Alex Lewis	Baltimore	2016
WR Chris Moore	Baltimore	2016
CB Tavon Young	Baltimore	2016
CB Anthony Averett	Baltimore	2018
WR Jaleel Scott [Injured Reserve]	Baltimore	2018
LB Kenny Young	Baltimore	2018
<b>5th ROUND (6)</b>		
CB Brandon Carr	Kansas City	2008
TE Nick Boyle	Baltimore	2015
RB Alex Collins	Seattle	2016
OLB Matthew Judon	Baltimore	2016
G/T Jermaine Eluemunor	Baltimore	2017
WR Jordan Lasley	Baltimore	2018
<b>6th ROUND (6)</b>		
P Sam Koch	Baltimore	2006
CB Maurice Canady [Injured Reserve]	Baltimore	2016
S Chuck Clark	Baltimore	2017
C Bradley Bozeman	Baltimore	2018
S DeShon Elliott [Injured Reserve]	Baltimore	2018
T Greg Senat [Injured Reserve]	Baltimore	2018
<b>7th ROUND (1)</b>		
DT Zach Sieler	Baltimore	2018
<b>UNDRAFTED (17)</b>		
LS Morgan Cox	Baltimore	2010
DB Anthony Levine Sr.	Green Bay	2010
K Justin Tucker	Baltimore	2012
S Tony Jefferson	Arizona	2013
OL James Hurst	Baltimore	2014
WR Willie Snead IV	Cleveland	2014
ILB Patrick Onwuasor	Baltimore	2016
DT Michael Pierce	Baltimore	2016
G/C Matt Skura	Baltimore	2016
WR Quincy Adebayo [PUP]	Baltimore	2017
LB Bam Bradley [PUP]	Baltimore	2017
CB Jaylen Hill [PUP]	Baltimore	2017
FB/DL Patrick Ricard	Baltimore	2017
LB Chris Board	Baltimore	2018
RB Gus Edwards	Baltimore	2018
RB De'Lance Turner [Injured Reserve]	Baltimore	2018
P/K Kaare Vedvik [Non-Football Injury List]	Baltimore	2018



# PARTICIPATION CHART

Player	9/9 vs. Buf.	9/13 @ Cin.	9/23 vs. Den.	9/30 @ Pit.	10/7 @ Cle.	10/14 @ Ten.	10/21 vs. NO	10/28 @ Car.	11/4 vs. Pit.	11/18 vs. Cin.	11/25 vs. Oak.	12/2 @ Atl.	12/9 @ KC	12/16 vs. TB	12/22 @ LAC	12/30 vs. Cle.	REGULAR SEASON TOTALS				
	GAMES PLAYED	GAMES STARTED	DID NOT PLAY	INACTIVE																	
Adeboyejo, Quincy	PUP	PUP	PUP	PUP	PUP	PUP	PUP	PUP	PUP	PUP								0	0	0	0
Allen, Javorius	X	X	X	X	X	X	X	X	X	X								10	0	0	0
Amichia, Kofi	NOR	NOR	NOR	NOR	NOR	NOR	NOR	PS	PS	PS								0	0	0	0
Andrews, Mark	X	TE	X	X	X	TE	X	X	X	TE								10	3	0	0
Averett, Anthony	X	X	INA	INA	INA	INA	INA	X	X	X								5	0	0	5
Board, Chris	X	X	X	X	X	X	X	X	X	X								10	0	0	0
Bowser, Tyus	X	X	X	X	X	INA	X	X	X	X								9	0	0	1
Boyle, Nick	TE	X	TE	TE	TE	X	TE	TE	TE	TE								10	8	0	0
Bozeman, Bradley	X	X	X	X	X	X	LG	DNP	DNP	X								8	1	2	0
Bradley, Bam	PUP	PUP	PUP	PUP	PUP	PUP	PUP	PUP	PUP	PUP								0	0	0	0
Brown Jr., Orlando	X	X	X	X	X	X	RT	RT	RT	RT								10	4	0	0
Brown, John	WR	WR	WR	WR	X	WR	WR	WR	WR	WR								10	9	0	0
Canady, Maurice	X	INA	INA	IR	IR	IR	IR	IR	IR	IR								1	0	0	2
Carr, Brandon	LCB	LCB	LCB	LCB	CB	LCB	LCB	LCB	CB	LCB								10	10	0	0
Clark, Chuck	X	X	X	X	X	X	X	X	X	X								10	0	0	0
Collins, Alex	RB	RB	RB	RB	RB	RB	RB	RB	RB	RB								10	10	0	0
Cox, Morgan	X	X	X	X	X	X	X	X	X	X								10	0	0	0
Crabtree, Michael	WR	WR	WR	WR	WR	WR	WR	WR	WR	WR								10	10	0	0
Crecelius, Randin	PS	PS	PS	PS	PS	NOR	PS	PS	PS	PS								0	0	0	0
Daniel, Robertson	PS	PS	X	PS	PS	PS	PS	PS	PS	PS								1	0	0	0
Dixon, Kenneth	X	IR	IR	IR	IR	IR	IR	IR	IR	IR								1	0	0	0
Dorleant, Makinton	NOR	NOR	PS	PS	PS	PS	PS	PS	PS	NOR								0	0	0	0
Edwards, Gus	PS	PS	PS	PS	PS	X	X	X	X	X								5	0	0	0
Elliott, DeShon	IR	IR	IR	IR	IR	IR	IR	IR	IR	IR								0	0	0	0
Eluemunor, Jermaine	INA	INA	NOR	PS	PS	PS	PS	X	LT	X								3	1	0	2
Ervin, Tyler	NOR	NOR	NOR	NOR	NOR	NOR	NOR	NOR	NOR	PS								0	0	0	0
Ezeala, Christopher	PS	PS	PS	PS	PS	PS	PS	PS	PS	PS								0	0	0	0
Flacco, Joe	QB	QB	QB	QB	QB	QB	QB	QB	QB	INA								9	9	0	1
Grant, Janarion	X	X	NOR	PS	PS	PS	PS	PS	PS	PS								2	0	0	0
Grasu, Hroniss	NOR	NOR	NOR	INA	INA	INA	X	LG	X	INA								3	1	0	4
Griffin III, Robert	INA	INA	INA	INA	INA	INA	INA	INA	INA	X								1	0	0	9
Henry, Willie	INA	INA	INA	INA	X	X	X	IR	IR	IR								3	0	0	4
Hill, Jaylen	PUP	PUP	PUP	PUP	PUP	PUP	PUP	PUP	PUP	PUP								0	0	0	0
Humphrey, Marlon	RCB	RCB	RCB	RCB	X	RCB	INA	INA	X	X								8	5	0	2
Humphrey, Myles	PS	PS	PS	NOR	NOR	NOR	NOR	NOR	NOR	NOR								0	0	0	0
Hurst, Hayden	INA	INA	INA	INA	X	X	X	X	X	X								6	0	0	4
Hurst, James	RT	RT	RT	RT	RT	RT	INA	INA	INA	INA								6	6	0	4
Jackson, Lamar	X	X	X	X	X	X	X	X	X	QB								10	1	0	0
Jean-Baptiste, Stanley	IR	IR	IR	IR	IR	IR	IR	IR	IR	IR								0	0	0	0
Jefferson, Tony	SS	SS	SS	SS	SS	SS	SS	SS	SS	SS								10	10	0	0
Jones, Alvin	NOR	NOR	NOR	NOR	NOR	NOR	PS	PS	PS	PS								0	0	0	0
Jones, Cyrus	PS	PS	NOR	NOR	NOR	X	X	X	X	X								5	0	0	0
Judon, Matthew	X	SAM	SAM	X	SAM	SAM	SAM	SAM	X	X								10	6	0	0
Koch, Sam	X	X	X	X	X	X	X	X	X	X								10	0	0	0
LaCouture, Christian	PS	PS	PS	PS	NOR	NOR	NOR	NOR	NOR	NOR								0	0	0	0
Lasley, Jordan	INA	INA	INA	INA	INA	INA	INA	INA	INA	INA								0	0	0	10
Levine Sr., Anthony	X	X	X	X	X	X	X	X	X	X								10	0	0	0
Levrone, Andre	NOR	NOR	NOR	NOR	PS	PS	PS	PS	NOR	NOR								0	0	0	0
Lewis, Alex	LG	LG	LG	LG	LG	LG	INA	INA	LG	LG								8	8	0	2
McClellan, Albert	NOR	NOR	WLB	X	X	X	X	X	NOR	NOR								6	1	0	0
Montgomery, Ty	NOR	NOR	NOR	NOR	NOR	NOR	NOR	NOR	INA	X								1	0	0	1
Moore, Chris	X	X	X	X	X	X	X	X	X	X								10	0	0	0
Mosley, C.J.	MLB	MLB	INA	MLB	MLB	MLB	MLB	MLB	MLB	MLB								9	9	0	1
Nacua, Kai	NOR	NOR	PS	PS	PS	PS	NOR	NOR	NOR	NOR								0	0	0	0
Onwuasor, Patrick	WLB	WLB	X	X	X	WLB	X	WLB	WLB	WLB								10	6	0	0
Pierce, Michael	X	X	INA	X	INA	X	X	X	X	X								8	0	0	2
Ricard, Patrick	X	X	X	X	DL	INA	X	X	FB	X								9	2	0	1
Scott, Jaleel	IR	IR	IR	IR	IR	IR	IR	IR	IR	IR								0	0	0	0
Senat, Greg	IR	IR	IR	IR	IR	IR	IR	IR	IR	IR								0	0	0	0
Sieler, Zach	INA	INA	X	INA	INA	INA	INA	INA	X	INA								2	0	0	8
Siragusa, Nico	PS	PS	PS	PS	PS	PS	PS	PS	PS	PS								0	0	0	0
Skura, Matt	C	C	C	C	C	C	C	C	C	C								10	10	0	0
Smith, Jimmy	SUS	SUS	SUS	SUS	X	X	RCB	RCB	LCB	RCB								6	4	0	0
Smith, Za'Darius	OLB	X	X	SAM	X	X	X	X	OLB	SAM								10	4	0	0
Snead IV, Willie	X	WR	X	X	WR	X	WR	WR	X	X								10	4	0	0
Stanley, Ronnie	LT	LT	LT	LT	LT	LT	LT	LT	INA	LT								9	9	0	1
Suggs, Terrell	RUSH	RUSH	RUSH	RUSH	RUSH	RUSH	RUSH	RUSH	RUSH	RUSH								10	10	0	0
Thompson, Mark	NOR	NOR	NOR	NOR	NOR	NOR	PS	PS	PS	PS								0	0	0	0
Tucker, Justin	X	X	X	X	X	X	X	X	X	X								10	0	0	0
Turner, De'Lance	PS	X	X	X	X	IR	IR	IR	IR	IR								4	0	0	0
Urban, Brent	DE	DE	DE	DE	DE	DE	DE	DE	DE	DE								10	10	0	0
Vedvik, Kaare	NFI	NFI	NFI	NFI	NFI	NFI	NFI	NFI	NFI	NFI								0	0	0	0
Waller, Darren	PS	PS	PS	PS	PS	PS	PS	PS	PS	PS								0	0	0	0
Weddle, Eric	FS	FS	FS	FS	FS	FS	FS	FS	FS	FS								10	10	0	0
White, Tim	PS	PS	X	X	X	PS	PS	PS	PS	PS								3	0	0	0
Williams, Brandon	NT	NT	NT	NT	NT	NT	NT	NT	NT	NT								10	10	0	0
Williams, Darius	INA	X	X	X	NOR	NOR	NOR	NOR	NOR	NOR								3	0	0	1
Williams, Maxx	TE	X	TE	TE	TE	TE	X	INA	INA	INA								7	5	0	3
Williams, Tim	X	X	X	X	INA	X	X	X	INA	INA								7	0	0	3
Wormley, Chris	X	DT	DT	X	DT	DT	DT	DT	X	X								10	6	0	0
Yanda, Marshal	RG	RG	RG	RG	RG	RG	RG	RG	RG	RG								10	10	0	0
Young, Kenny	X	X	MLB	WLB	WLB	X	X	X	X	X								10	3	0	0
Young, Tavon	CB	X	X	DB	X	X	CB	X	RCB	DB								10	5	0	0

Position in Caps = Starter; X = Played/Substituted; IR = Injured Reserve; NOR = Not on Roster; PS = Practice Squad; NFI = Non-Football Injury List



# GAME-BY-GAME STARTERS

## OFFENSE

GAME	WR	LT	LG	C	RG	RT	TE	WR	QB	RB	WR	OTHER
Sept. 9 vs. Buffalo	Crabtree	Stanley	Lewis	Skura	Yanda	J. Hurst	Boyle	J. Brown	Flacco	Collins	M. Williams	(TE)
Sept. 13 at Cincinnati	Crabtree	Stanley	Lewis	Skura	Yanda	J. Hurst	<b>Andrews</b>	J. Brown	Flacco	Collins	Snead IV	
Sept. 23 vs. Denver	Crabtree	Stanley	Lewis	Skura	Yanda	J. Hurst	Boyle	J. Brown	Flacco	Collins	M. Williams	(TE)
Sept. 30 at Pittsburgh	Crabtree	Stanley	Lewis	Skura	Yanda	J. Hurst	Boyle	J. Brown	Flacco	Collins	M. Williams	(TE)
Oct. 7 at Cleveland	Crabtree	Stanley	Lewis	Skura	Yanda	J. Hurst	Boyle	Snead IV	Flacco	Collins	M. Williams	(TE)
Oct. 14 at Tennessee	Crabtree	Stanley	Lewis	Skura	Yanda	J. Hurst	<b>Andrews</b>	J. Brown	Flacco	Collins	M. Williams	(TE)
Oct. 21 vs. New Orleans	Crabtree	Stanley	<b>Bozeman</b>	Skura	Yanda	<b>O. Brown</b>	Boyle	J. Brown	Flacco	Collins	Snead IV	
Oct. 28 at Carolina	Crabtree	Stanley	Grasu	Skura	Yanda	O. Brown	Boyle	J. Brown	Flacco	Collins	Snead IV	
Nov. 4 vs. Pittsburgh	Crabtree	Elumunor	Lewis	Skura	Yanda	O. Brown	Boyle	J. Brown	Flacco	Collins	n/a	Ricard (FB)
Nov. 18 vs. Cincinnati	Crabtree	Stanley	Lewis	Skura	Yanda	O. Brown	Boyle	J. Brown	<b>Jackson</b>	Collins	<b>Andrews</b>	(TE)
Nov. 25 vs. Oakland												
Dec. 2 at Atlanta												
Dec. 9 at Kansas City												
Dec. 16 vs. Tampa Bay												
Dec. 22/23 at LAC												
Dec. 30 vs. Cleveland												

## DEFENSE

GAME	NT	DE	DT	SAM	MIKE	WILL	RUSH	RCB	LCB	SS	FS	OTHER
Sept. 9 vs. Buffalo	B. Williams	Urban	n/a	Z. Smith	Mosley	Onwuasor	Suggs	Humphrey	Carr	Jefferson	Weddle	T. Young (DB)
Sept. 13 at Cincinnati	B. Williams	Urban	Wormley	Judon	Mosley	Onwuasor	Suggs	Humphrey	Carr	Jefferson	Weddle	n/a
Sept. 23 vs. Denver	B. Williams	Urban	Wormley	Judon	<b>K. Young</b>	McClellan	Suggs	Humphrey	Carr	Jefferson	Weddle	n/a
Sept. 30 at Pittsburgh	B. Williams	Urban	n/a	Z. Smith	Mosley	K. Young	Suggs	Humphrey	Carr	Jefferson	Weddle	T. Young (DB)
Oct. 7 at Cleveland	B. Williams	Urban	Wormley	Judon	Mosley	K. Young	Suggs	n/a	Carr	Jefferson	Weddle	<b>P. Ricard (DL)</b>
Oct. 14 at Tennessee	B. Williams	Urban	Wormley	Judon	Mosley	Onwuasor	Suggs	Humphrey	Carr	Jefferson	Weddle	n/a
Oct. 21 vs. New Orleans	B. Williams	Urban	Wormley	Judon	Mosley	n/a	Suggs	J. Smith	Carr	Jefferson	Weddle	T. Young (DB)
Oct. 28 at Carolina	B. Williams	Urban	Wormley	Judon	Mosley	Onwuasor	Suggs	J. Smith	Carr	Jefferson	Weddle	
Nov. 4 vs. Pittsburgh	B. Williams	Urban	n/a	Z. Smith	Mosley	Onwuasor	Suggs	J. Smith	Carr	Jefferson	Weddle	T. Young (DB)
Nov. 18 vs. Cincinnati	B. Williams	Urban	n/a	Z. Smith	Mosley	Onwuasor	Suggs	J. Smith	Carr	Jefferson	Weddle	T. Young (DB)
Nov. 25 vs. Oakland												
Dec. 2 at Atlanta												
Dec. 9 at Kansas City												
Dec. 16 vs. Tampa Bay												
Dec. 22/23 at LAC												
Dec. 30 vs. Cleveland												

**Bold denotes first NFL start**





## 2018 TRANSACTIONS

- **Jan. 1:** Re-signed RB John Crockett, T Steven Moore, FB Ricky Ortiz and QB Josh Woodrum to Reserve/Future contracts
- **Jan. 2:** Re-signed CB Robertson Daniel to a Reserve/Future contract.
- **Jan. 3:** Signed **CB Bennett Jackson** to a Reserve/Future contract.
- **Jan. 11:** Re-signed CB Robert Nelson to a Reserve/Future contract.
- **Feb. 6:** Signed free agent **WR DeVier Posey**.
- **March 6:** Signed a new renegotiated deal with DE Brent Urban.
- **March 12:** Terminated the contract of vested veteran DB Lardarius Webb; Signed a new renegotiated deal with G/T James Hurst.
- **March 13:** Terminated the contract of vested veteran RB Danny Woodhead.
- **March 14:** Terminated the contract of vested veteran WR Jeremy Maclin.
- **March 15:** Signed UFA (Ari.) **WR John Brown**.
- **March 16:** Signed free agent **WR Michael Crabtree**.
- **April 11:** Signed free agent **QB Robert Griffin III**.
- **April 14:** Re-signed exclusive rights free agent RB Alex Collins.
- **April 16:** Re-signed exclusive rights free agents WR Quincy Adeboyejo, DB Stanley Jean-Baptiste, TE Vince Mayle, LB Patrick Onwuasor, G Maurice Shakir and G/C Matt Skura.
- **April 24:** Waived (failed physical) C Brandon Kublanow and T Stephane Nembot.
- **April 26:** Signed restricted free agent (NO) **WR Willie Snead IV**.
- **May 1:** Claimed off waivers (Cle.) **DB Kai Nacua**.
- **May 2:** Waived RB John Crockett.
- **May 3:** Waived CB Robertson Daniel.
- **May 4:** Signed 15 undrafted rookie free agents: **WR Jaelon Acklin, G Randin Crecelius, RB Gus Edwards, G Justin Evans, ILB Alvin Jones, TE Nick Keizer, DE Christian LaCouture, WR Andre Levrone, LB Mason McKenrick, LS Trent Sieg, C Alex Thompson, RB Mark Thompson, RB De'Lance Turner, P Kaare Vedvik and DB Darius Williams**; Waived T Steven Moore.
- **May 5:** Signed 2018 draft picks **CB Anthony Averett, C Bradley Bozeman, S DeShon Elliott, WR Jordan Lasley, WR Jaleel Scott, T Greg Senat, DE Zach Sieler and LB Kenny Young**.
- **May 7:** Waived LB Mason McKenrick and FB Ricky Ortiz; Signed rookie free agents **WR Janarion Grant** and **DE Myles Humphrey**.
- **May 14:** Signed rookie free agent **DE Da'Sean Downey** and International Practice Player **FB Christopher Ezeala**.
- **May 17:** Signed 2018 draft picks **TE Mark Andrews** and **T Orlando Brown Jr.**
- **June 1:** Waived DE Da'Sean Downey; Signed rookie free agent **LB Chris Board**.
- **June 5:** Signed 2018 first-round draft pick QB Lamar Jackson.
- **June 11:** Waived CB Robert Nelson Jr.; Signed rookie free agent **CB Jackson Porter**.
- **June 20:** Signed 2018 draft pick **TE Hayden Hurst**.
- **July 12:** Placed rookie G/C Alex Thompson on Reserve - Did Not Report.
- **July 21:** Signed free agent **G Cameron Lee**.
- **Aug. 6:** Waived (injured) WR Jaelon Acklin, who reverted to Injured Reserve; **TE Darren Waller** was reinstated by the Commissioner following suspension.
- **Aug 27:** Placed WR Jaleel Scott on Injured Reserve and re-signed DB Robertson Daniel.
- **Aug 28:** Traded LB Kamalei Correa to the Tennessee Titans for a 2019 sixth-round draft choice.
- **Aug. 31:** Waived DB Robertson Daniel, G/T Andrew Donnal, G Justin Evans, TE Nick Keizer, DE Christian LaCouture, DB Kai Nacua, CB Jackson Porter, WR DeVier Posey and LS Trent Sieg; Waived (injured) ILB Alvin Jones, who reverted to Injured Reserve; Placed S DeShon Elliott, DB Bennett Jackson, CB Stanley Jean-Baptiste and T Greg Senat on Injured Reserve; WR Quincy Adeboyejo, LB Bam Bradley and CB Jaylen Hill remained on the PUP list.
- **Sept. 1:** Waived G Randin Crecelius, DT Carl Davis, RB Gus Edwards, FB Christopher Ezeala, DE/LB Myles Humphrey, DE Bronson Kaufusi, G Cameron Lee, WR Andre Levrone, TE/WR Vince Mayle, WR Breshad Perriman, G Maurice Shakir, G Nico Siragusa, RB Mark Thompson, RB De'Lance Turner, TE Darren Waller, WR/RS Tim White and QB Josh Woodrum; Terminated the contract of vested veteran LB Albert McClellan; Placed K/P Kaare Vedvik on the Non-Football Injury list.
- **Sept. 2:** Signed G Randin Crecelius, RB Gus Edwards, DE/LB Myles Humphrey, G Nico Siragusa, RB De'Lance Turner, TE Darren Waller and WR/RS Tim White to the practice squad; Signed FB Christopher Ezeala to the practice squad as part of the NFL's International Player Pathway program.
- **Sept. 3:** Signed DB Robertson Daniel, DE Christian LaCouture and **CB Cyrus Jones** to the practice squad.
- **Sept. 4:** Waived (injury settlement) WR Jaelon Acklin.
- **Sept. 6:** Waived (injury settlements) DB Bennett Jackson and ILB Alvin Jones.
- **Sept. 12:** Placed RB Kenneth Dixon (knee) on Injured Reserve; Elevated RB De'Lance Turner from the practice squad to the 53-man roster.
- **Sept. 15:** Re-signed DB Kai Nacua to the practice squad.
- **Sept. 17:** Placed CB Maurice Canady on Injured Reserve; Re-signed LB Albert McClellan to the 53-man roster.
- **Sept. 19:** Signed **CB Makinton Dorleant** to the practice squad after CB/RS Cyrus Jones was signed by New England off the practice squad.
- **Sept. 22:** Waived G/T Jermaine Eluemunor and WR/RS Janarion Grant; Elevated CB Robertson Daniel and WR/RS Tim White from the practice squad to the 53-man roster.
- **Sept 24:** Waived CB Robertson Daniel and signed free agent **C Hroniss Grasu**.
- **Sept. 25:** Re-signed G/T Jermaine Eluemunor and WR/RS Janarion Grant to the practice squad.
- **Sept. 26:** Waived DE/LB Myles Humphrey from the practice squad and re-signed CB Robertson Daniel to the practice squad.
- **Oct. 4:** Waived DE Christian LaCouture from the practice squad and re-signed WR Andre Levrone to the practice squad.
- **Oct. 7:** Waived CB Darius Williams and activated CB Jimmy Smith from the Commissioner Exempt list following his suspension.
- **Oct. 8:** Waived WR/RS Tim White; Claimed CB/RS Cyrus Jones (NE) off waivers.
- **Oct. 9:** Waived G Randin Crecelius from the practice squad and re-signed WR/RS Tim White to the practice squad.
- **Oct. 13:** Placed RB De'Lance Turner on Injured Reserve and elevated RB Gus Edwards from the practice squad to the 53-man roster.
- **Oct. 15:** Waived WR Andre Levrone and DB Kai Nacua from the practice squad; Re-signed G/T Randin Crecelius, LB Alvin Jones and RB Mark Thompson to the practice squad.
- **Oct. 23:** Placed DT Willie Henry on Injured Reserve and elevated G/T Jermaine Eluemunor from the practice squad to the 53-man roster.
- **Oct. 24:** Signed **G Kofi Amichia** to the practice squad.
- **Oct. 30:** Acquired **RB/WR Ty Montgomery** from the Green Bay Packers in exchange for an undisclosed future draft pick; Terminated the contract of vested veteran LB Albert McClellan.
- **Nov. 14:** Waived CB Makinton Dorleant from the practice squad and signed **RB Tyler Ervin**.

(Bold denotes first time player has joined the Ravens.)

# 2018 RAVENS STATISTICS

## WON 5, LOST 5

09/09	W 47-3	Buffalo	70,591
09/13	L 23-34	at Cincinnati	50,018
09/23	W 27-14	Denver	70,156
09/30	W 26-14	at Pittsburgh	62,030
10/07	L 9-12 OT	at Cleveland	67,431
10/14	W 21-0	at Tennessee	64,441
10/21	L 23-24	New Orleans	70,639
10/28	L 21-36	at Carolina	73,843
11/04	L 16-23	Pittsburgh	70,997
11/18	W 24-21	Cincinnati	70,077
11/25		Oakland	
12/02		at Atlanta	
12/09		at Kansas City	
12/16		Tampa Bay	
12/22		at L.A. Chargers	
12/30		Cleveland	

	Balt.	Opp.
<b>TOTAL FIRST DOWNS</b>	<b>232</b>	<b>183</b>
Rushing	80	56
Passing	133	111
Penalty	19	16
3rd Down: Made/Att	68/148	50/139
3rd Down Pct.	45.9	36.0
4th Down: Made/Att	7/13	6/12
4th Down Pct.	53.8	50.0
<b>POSSESSION AVG.</b>	<b>30:54</b>	<b>29:06</b>
<b>TOTAL NET YARDS</b>	<b>3702</b>	<b>3000</b>
Avg. Per Game	370.2	300.0
Total Plays	714	630
Avg. Per Play	5.2	4.8
<b>NET YARDS RUSHING</b>	<b>1099</b>	<b>946</b>
Avg. Per Game	109.9	94.6
Total Rushes	285	242
<b>NET YARDS PASSING</b>	<b>2603</b>	<b>2054</b>
Avg. Per Game	260.3	205.4
Sacked/Yards Lost	19/99	29/181
Gross Yards	2702	2235
Att./Completions	410/252	359/211
Completion Pct.	61.5	58.8
Had Intercepted	7	5
<b>PUNTS/AVERAGE</b>	<b>43/45.9</b>	<b>59/43.8</b>
<b>NET PUNTING AVG.</b>	<b>43/39.5</b>	<b>59/39.2</b>
<b>PENALTIES/YARDS</b>	<b>68/520</b>	<b>76/696</b>
<b>FUMBLES/BALL LOST</b>	<b>13/5</b>	<b>9/2</b>
<b>TOUCHDOWNS</b>	<b>26</b>	<b>21</b>
Rushing	13	7
Passing	13	14
Returns	0	0

* SCORE BY PERIODS	Q1	Q2	Q3	Q4	OT	PTS
<b>TEAM</b>	<b>65</b>	<b>62</b>	<b>66</b>	<b>44</b>	<b>0</b>	<b>237</b>
<b>OPPONENTS</b>	<b>42</b>	<b>72</b>	<b>29</b>	<b>35</b>	<b>3</b>	<b>181</b>

* SCORING	TD	Ru	Pa	Rt	K-PAT	FG	S	PTS
Tucker	0	0	0	0	22/23	19/21	0	79
Collins	8	7	1	0			0	48
Allen	5	3	2	0			0	30
J. Brown	4	0	4	0			0	24
Andrews	2	0	2	0			0	12
Crabtree	2	0	2	0			0	12
Edwards	1	1	0	0			0	8
Dixon	1	1	0	0			0	6
H. Hurst	1	0	1	0			0	6
L. Jackson	1	1	0	0			0	6
Montgomery LG	1	1	0	0			0	6
Snead	1	0	1	0			0	6
<b>TEAM</b>	<b>26</b>	<b>13</b>	<b>13</b>	<b>0</b>	<b>22/23</b>	<b>19/21</b>	<b>0</b>	<b>237</b>
<b>OPPONENTS</b>	<b>21</b>	<b>7</b>	<b>14</b>	<b>0</b>	<b>17/19</b>	<b>12/15</b>	<b>0</b>	<b>181</b>

2-Pt Conv: Edwards, TM 1-3, OPP 1-2

**SACKS:** Z. Smith 5.5, Suggs 5.5, Judon 3, K. Young 2.5, Onwuasor 2, T. Williams 2, T. Young 2, Henry 1, Jefferson 1, Levine 1, Weddle 1, B. Williams 1, Wormley 1, Bowser 0.5, **TM 29, OPP 19**

**FUM/LOST:** Collins 3/3, Flacco 3/1, L. Jackson 3/0, Grant 2/0, Montgomery(LG) 2/1, Allen 1/1, Ervin(LG) 1/0, White 1/0

* RUSHING	No.	Yds	Avg	Long	TD
Collins	114	411	3.6	19	7
L. Jackson	55	256	4.7	22	1
Edwards	32	179	5.6	17	1
Montgomery LG	26	110	4.2	16	1
Montgomery TM	0	5	---	5	0
Allen	40	108	2.7	17	3
Flacco	19	45	2.4	13	0
Dixon	13	44	3.4	15	1
C. Moore	4	22	5.5	9	0
Snead	1	13	13.0	13	0
M. Williams	2	8	4.0	7	0
J. Brown	3	4	1.3	3	0
Turner	1	4	4.0	4	0
H. Hurst	1	0	0.0	0	0
<b>TEAM</b>	<b>285</b>	<b>1099</b>	<b>3.9</b>	<b>22</b>	<b>13</b>
<b>OPPONENTS</b>	<b>242</b>	<b>946</b>	<b>3.9</b>	<b>35t</b>	<b>7</b>

* RECEIVING	No.	Yds	Avg	Long	TD
Snead	50	499	10.0	26	1
Crabtree	42	479	11.4	27	2
J. Brown	35	624	17.8	71	4
Allen	35	196	5.6	17	2
Andrews	22	263	12.0	30	2
Boyle	18	172	9.6	25	0
Montgomery LG	15	170	11.3	43	0
Collins	15	105	7.0	24	1
M. Williams	14	127	9.1	25	0
C. Moore	13	142	10.9	30	0
H. Hurst	4	57	14.3	26t	1
Ervin LG	3	35	11.7	19	0
Turner	2	17	8.5	10	0
White	1	14	14.0	14	0
Edwards	1	7	7.0	7	0
<b>TEAM</b>	<b>252</b>	<b>2702</b>	<b>10.7</b>	<b>71</b>	<b>13</b>
<b>OPPONENTS</b>	<b>211</b>	<b>2235</b>	<b>10.6</b>	<b>51</b>	<b>14</b>

* INTERCEPTIONS	No.	Yds	Avg	Long	TD
Onwuasor	1	33	33.0	33	0
Carr	1	32	32.0	32	0
Levine	1	16	16.0	16	0
Jefferson	1	15	15.0	15	0
T. Young	1	0	0.0	0	0
<b>TEAM</b>	<b>5</b>	<b>96</b>	<b>19.2</b>	<b>33</b>	<b>0</b>
<b>OPPONENTS</b>	<b>7</b>	<b>39</b>	<b>5.6</b>	<b>22</b>	<b>0</b>

* PUNTING	No.	Yds	Avg	Net	TB	In	Lg	B
Koch	42	1975	47.0	39.5	4	21	63	1
<b>TEAM</b>	<b>43</b>	<b>1975</b>	<b>45.9</b>	<b>39.5</b>	<b>4</b>	<b>21</b>	<b>63</b>	<b>1</b>
<b>OPPONENTS</b>	<b>59</b>	<b>2584</b>	<b>43.8</b>	<b>39.2</b>	<b>1</b>	<b>21</b>	<b>64</b>	<b>0</b>

* PUNT RETURNS	Ret	FC	Yds	Avg	Long	TD
Ervin LG	21	7	175	8.3	27	0
C. Jones LG	14	8	149	10.6	26	0
C. Jones TM	9	7	104	11.6	26	0
White	9	6	75	8.3	14	0
Grant	7	4	52	7.4	51	0
Weddle	1	0	18	18.0	18	0
<b>TEAM</b>	<b>26</b>	<b>17</b>	<b>249</b>	<b>9.6</b>	<b>51</b>	<b>0</b>
<b>OPPONENTS</b>	<b>21</b>	<b>8</b>	<b>196</b>	<b>9.3</b>	<b>38</b>	<b>0</b>

* KICKOFF RETURNS	No.	Yds	Avg	Long	TD
Ervin LG	10	253	25.3	36	0
Montgomery LG	10	210	21.0	27	0
C. Moore	10	207	20.7	39	0
White	6	135	22.5	37	0
Grant	2	56	28.0	32	0
<b>TEAM</b>	<b>18</b>	<b>398</b>	<b>22.1</b>	<b>39</b>	<b>0</b>
<b>OPPONENTS</b>	<b>20</b>	<b>458</b>	<b>22.9</b>	<b>49</b>	<b>0</b>

* FIELD GOALS	1-19	20-29	30-39	40-49	50+
Tucker	0/0	6/6	5/5	4/6	4/4
<b>TEAM</b>	<b>0/0</b>	<b>6/6</b>	<b>5/5</b>	<b>4/6</b>	<b>4/4</b>
<b>OPPONENTS</b>	<b>0/0</b>	<b>2/2</b>	<b>7/7</b>	<b>2/2</b>	<b>1/4</b>

**Tucker:** (41G, 39G) (55G) (52G, 43B, 52G) (47G, 49G, 28G, 31G) (44G, 48B, 25G, 32G) ( ) (31G) ( ) (23G, 23G, 37G) (28G, 56G, 24G)

**OPP:** (52N, 35G) (28G, 40G) ( ) (34G, 39G) (35G, 55N, 37G) ( ) (39G) (54G, 44G, 30G) (29G) (52N)

* PASSING	Att	Cmp	Yds	Cmp%	Yds/Att	TD	TD%	Int	Int%	Long	SK/Lost	Rating
Flacco	379	232	2465	61.2	6.50	12	3.2	6	1.6	71	16/79	84.2
L. Jackson	31	20	237	64.5	7.65	1	3.2	1	3.2	26t	3/20	85.0
<b>TEAM</b>	<b>410</b>	<b>252</b>	<b>2702</b>	<b>61.5</b>	<b>6.59</b>	<b>13</b>	<b>3.2</b>	<b>7</b>	<b>1.7</b>	<b>71</b>	<b>19/99</b>	<b>84.2</b>
<b>OPPONENTS</b>	<b>359</b>	<b>211</b>	<b>2235</b>	<b>58.8</b>	<b>6.23</b>	<b>14</b>	<b>3.9</b>	<b>5</b>	<b>1.4</b>	<b>51</b>	<b>29/181</b>	<b>84.2</b>

## 2018 DEFENSIVE STATISTICS

from Press Box Stats

Name	Total	Solo	Assists	Sacks	Yds.	INT	Yds.	PD	FF	FR
Mosley, C.J.	64	41	23	0	0	0	0	3	0	0
Jefferson, Tony	60	41	19	1	7	1	15	4	1	1
Weddle, Eric	49	40	9	1	9	0	0	1	0	0
Young, Kenny	40	30	10	2.5	5.5	0	0	0	0	0
Carr, Brandon	29	26	3	0	0	1	32	9	0	0
Judon, Matthew	31	20	11	3	20	0	0	3	0	0
Smith, Za'Darius	30	16	14	5.5	31.5	0	0	2	1	0
Young, Tavon	30	28	2	2	7	1	0	4	0	0
Onwuasor, Patrick	29	16	13	2	14	1	33	2	0	0
Humphrey, Marlon	23	19	4	0	0	0	0	4	1	0
Suggs, Terrell	23	18	5	5.5	37	0	0	4	1	0
Williams, Brandon	21	13	8	1	8	0	0	1	0	0
Levine Sr., Anthony	18	15	3	1	2	1	16	6	0	0
Smith, Jimmy	20	12	8	0	0	0	0	4	0	0
Urban, Brent	16	9	7	0	0	0	0	2	0	0
Pierce, Michael	16	7	9	0	0	0	0	1	0	1
Wormley, Chris	12	10	2	1	6	0	0	4	0	0
Williams, Tim	8	5	3	2	21	0	0	0	0	0
Ricard, Patrick	4	2	2	0	0	0	0	0	0	0
Bowser, Tyus	4	1	3	0.5	2	0	0	0	0	0
Henry, Willie	3	2	1	1	11	0	0	0	0	0
Canady, Maurice	2	2	0	0	0	0	0	0	0	0
Clark, Chuck	3	3	0	0	0	0	0	0	0	0
Averett, Anthony	1	1	0	0	0	0	0	1	0	0
Sieler, Zach	1	1	0	0	0	0	0	0	0	0
McClellan, Albert	1	1	0	0	0	0	0	0	0	0
<b>Totals</b>	<b>538</b>	<b>379</b>	<b>159</b>	<b>29</b>	<b>181</b>	<b>5</b>	<b>96</b>	<b>55</b>	<b>4</b>	<b>2</b>

## 2018 SPECIAL TEAMS TACKLES

from Press Box Stats

Name	Total	Solo	Assists	FF	FR	Blocked Kicks
Board, Chris	7	5	2	0	0	0
Levine Sr., Anthony	6	4	2	0	0	0
Bowser, Tyus	5	4	1	0	0	0
Clark, Chuck	5	3	2	0	0	0
Onwuasor, Patrick	3	1	2	0	0	0
Jones, Cyrus	3	2	1	0	0	0
Turner, De'Lance	3	2	1	0	0	0
Young, Kenny	3	3	0	0	1	0
Allen, Javorius	2	2	0	0	0	0
Canady, Maurice	2	2	0	0	0	0
McClellan, Albert	2	2	0	0	0	0
Moore, Chris	2	2	0	0	0	0
Williams, Tim	2	1	1	0	0	0
Averett, Anthony	1	1	0	0	0	0
Koch, Sam	1	1	0	0	0	0
Young, Tavon	1	1	0	0	1	0
<b>Totals</b>	<b>48</b>	<b>36</b>	<b>12</b>	<b>0</b>	<b>2</b>	<b>0</b>

## 2018 SINGLE-GAME BESTS

<b>Tackles:</b>	16 by C.J. Mosley vs. NO (10/21)
<b>Sacks:</b>	3 by Za'Darius Smith at Ten. (10/14)
<b>Interceptions:</b>	1 by five different players; last by Tavon Young at Cle. (10/7)
<b>Passes Defensed:</b>	3 by four different players; last by Anthony Levine Sr. at Cle. (10/7)
<b>Forced Fumbles:</b>	1 by four different players; last by Za'Darius Smith at Ten. (10/14)
<b>Fumble Recoveries:</b>	1 by Michael Pierce vs. NO (10/21) and Tony Jefferson at Pit. (9/30)
<b>Special Teams Tackles:</b>	2 by seven different players; last by Kenny Young vs. Cin. (11/18)



## BALTIMORE RAVENS 2018 REGULAR SEASON GAME BY GAME OFFENSIVE STATISTICS

Game	9/9 vs. Buf.	9/13 at Cin.	9/23 vs. Den.	9/30 at Pit.	10/7 at Cle.	10/14 at Ten.	10/21 vs. NO	10/28 at Car.	11/4 vs. Pit.	11/18 vs. Cin.	11/25 vs. Oak.	12/2 at Atl.	12/9 at KC	12/16 vs. TB	12/22 at LAC	12/30 vs. Cle.
Points	47	23	27	26	9	21	23	21	16	24						
1st Qtr	14	0	10	14	3	7	0	7	3	7						
2nd Qtr	12	14	10	0	0	7	10	0	3	6						
3rd Qtr	14	3	7	3	3	7	7	7	7	8						
4th Qtr	7	6	0	9	3	0	6	7	3	3						
Overtime	0	0	0	0	0	0	0	0	0	0						
TDs (Ru-P-Ret)	3-3-0	1-2-0	2-1-0	0-2-0	0-0-0	2-1-0	1-2-0	1-2-0	1-0-0	2-0-0						
PATs (M/A)	5/5	2/2	3/3	2/2	0/0	3/3	2/3	3/3	1/1	1/1						
2PT Convs (M/A)	0/1	0/1	0/0	0/0	0/0	0/0	0/0	0/0	0/0	1/1						
FGs (M/A)	2/2	1/1	2/3	4/4	3/4	0/0	1/1	0/0	3/3	3/3						
Safeties	0	0	0	0	0	0	0	0	0	0						
First Downs	26	28	20	24	25	23	25	20	18	23						
Rushing	11	5	5	6	10	9	6	8	5	15						
Passing	13	20	13	17	14	13	15	11	10	7						
Penalty	2	3	2	1	1	1	4	1	3	1						
3rd Down Conv (M/A)	6/14	7/16	8/16	8/17	4/16	12/17	5/12	6/12	4/12	8/16						
3rd Down Conv Pct	42.9%	43.8%	50%	47%	25%	71%	42%	50%	33%	50%						
4th Down Conv (M/A)	0/0	2/4	0/0	1/1	1/1	1/1	1/2	1/2	0/1	0/1						
4th Down Conv Pct	0%	50%	0%	100%	100%	100%	50%	50%	0%	0%						
Total Net Yards	369	425	342	451	410	361	351	325	265	403						
Total Off. Plays	74	81	70	74	84	72	64	64	56	75						
Avg. Gain Per Play	5.0	5.2	4.9	6.1	4.9	5.0	5.5	5.1	4.7	5.4						
Net Yards Rushing	117	66	77	96	116	123	77	101	61	265						
Total Rushing Plays	34	22	28	30	25	35	23	18	16	54						
Avg. Gain Per Rush	3.4	3.0	2.8	3.2	4.6	3.5	3.3	5.6	3.8	4.9						
Net Yards Passing	252	359	265	355	294	238	274	224	204	138						
Times Sacked	2	4	2	2	2	0	1	2	2	2						
Yards Lost on Sacks	8	17	12	8	4	0	10	14	14	12						
Gross Yards Passing	260	376	277	363	298	238	284	238	218	150						
Pass Attempts	38	55	40	42	57	37	40	44	38	19						
Pass Completions	26	32	25	28	29	25	24	26	24	13						
Completion Pct	68.4%	58.2%	62.5%	66.7%	50.9%	67.6%	60.0%	59.1%	63.2%	68.4%						
Avg. Gain Per Pass	6.3	6.1	6.3	8.1	5.0	6.4	6.7	4.9	5.1	6.6						
Interceptions	0	2	0	0	1	1	0	2	0	1						
Fumbles / Fum. Lost	4/1	2/1	1/0	1/1	2/1	0/0	0/0	1/1	1/0	1/0						
Penalties	9	7	7	7	4	10	5	9	5	5						
Penalty Yards	78	51	52	50	41	70	54	68	25	31						
Punts	5	3	5	4	8	4	3	3	4	4						
Gross Punting Average	51.4	56.3	39.4	43.8	45.8	43.8	45.7	51.0	47.3	39.3						
Touchbacks	0	1	0	1	1	0	0	0	1	0						
Inside20	3	0	2	2	6	2	2	1	1	2						
Punts Blocked	0	0	1	0	0	0	0	0	0	0						
Net Punting Average	47.6	41.7	33.2	38.0	40.4	43.8	41.7	44.0	38.0	27.8						
Punt Returns	6	1	3	1	5	4	1	1	2	2						
Punt Return Yards	54	-2	12	4	59	50	8	23	27	14						
Punt Return Avg.	9.0	-2.0	4.0	4.0	11.8	12.5	8.0	23.0	13.5	7.0						
Fair Catches	1	3	0	4	2	2	0	0	2	3						
Kickoff Returns	1	1	3	3	0	1	3	1	1	4						
Kickoff Return Yards	24	32	78	57	0	20	50	39	31	67						
Kickoff Return Avg.	24.0	32.0	26.0	19.0	0.0	20.0	16.7	39.0	31.0	16.8						
Time of Possession	35:14	28:10	30:14	35:03	33:42	37:34	26:29	25:59	23:31	38:09						

## BALTIMORE RAVENS 2018 REGULAR SEASON GAME BY GAME DEFENSIVE STATISTICS

Game	9/9 vs. Buf.	9/13 @ Cin.	9/23 vs. Den.	9/30 @ Pit.	10/7 @ Cle.	10/14 @ Ten.	10/21 vs. NO	10/28 @ Car.	11/4 vs. Pit.	11/18 vs. Cin.	11/25 vs. Oak.	12/2 @ Atl.	12/9 @ KC	12/16 vs. TB	12/22 @ LAC	12/30 vs. Cle.
Points	3	34	14	14	12	0	24	36	23	21						
1st Qtr	0	14	14	0	0	0	0	7	7	0						
2nd Qtr	0	14	0	14	6	0	7	17	7	7						
3rd Qtr	3	0	0	0	3	0	0	3	6	14						
4th Qtr	0	6	0	0	0	0	17	9	3	0						
Overtime	0	0	0	0	3	0	0	0	0	0						
TDs (Ru-P-Ret)	0 (0-0-0)	4 (0-4-0)	2 (2-0-0)	1 (0-1-0)	1 (0-1-0)	0 (0-0-0)	3 (1-2-0)	4 (2-2-0)	3 (1-2-0)	3 (1-2-0)						
PATs (M/A)	0-0	4-4	2-2	0-0	0-1	0-0	3-3	3-3	2-3	3-3						
PPT Convs (M/A)	0-0	0-0	0-0	1-1	0-0	0-0	0-0	0-1	0-0	0-0						
FGs (M/A)	1-2	2-2	0-0	2-2	2-3	0-0	1-1	3-3	1-1	0-1						
Safeties	0	0	0	0	0	0	0	0	0	0						
First Downs	10	24	18	14	20	7	26	22	27	15						
Rushing	3	6	8	1	6	1	12	7	8	4						
Passing	5	14	8	12	13	5	12	14	18	10						
Penalty	2	4	2	1	1	1	2	1	1	1						
3rd Down Conv (M/A)	2-15	5-13	6-14	2-12	6-19	1-10	6-14	6-12	10-16	6-14						
3rd Down Conv Pct	13.3%	38.5%	42.9%	16.7%	31.6%	10.0%	42.9%	50.0%	62.5%	42.9%						
4th Down Conv (M/A)	0-1	0-0	0-1	0-1	0-1	0-0	4-5	1-1	1-1	0-1						
4th Down Conv Pct	0%	0%	0%	0%	0%	0%	80.0%	100.0%	100.0%	0%						
Total Net Yards	153	373	293	284	416	106	339	386	395	255						
Total Off. Plays	61	70	61	59	76	40	70	63	76	54						
Avg. Gain Per Play	2.5	5.3	4.8	4.8	5.5	2.7	4.8	6.1	5.2	4.7						
Net Yards Rushing	83	108	120	19	112	55	134	154	113	48						
Total Rushing Plays	22	28	24	11	28	14	39	33	27	16						
Avg. Gain Per Rush	3.8	3.9	5.0	1.7	4.0	3.9	3.4	4.7	4.2	3.0						
Net Yards Passing	70	265	173	265	304	51	205	232	282	207						
Times Sacked	6	0	3	1	5	11	1	0	1	1						
Yards Lost on Sacks	28	0	19	9	38	66	7	0	10	4						
Gross Yards Passing	98	265	192	274	342	117	212	232	292	211						
Pass Attempts	33	42	34	47	43	15	30	30	48	37						
Pass Completions	11	24	22	27	25	10	22	22	29	19						
Completion Pct	33.3%	57.1%	64.7%	57.5%	58.1%	66.7%	73.3%	73.3%	60.4%	51.4%						
Avg. Gain Per Pass	1.8	6.3	4.7	5.5	6.3	2.0	6.6	7.7	5.8	5.4						
Interceptions	2	0	1	1	1	0	0	0	0	0						
Fumbles / Fum. Lost	1-0	1-0	1-0	1-1	1-0	1-0	1-1	1-0	0-0	0-0						
Penalties	10	9	13	5	10	4	6	4	8	7						
Penalty Yards	100	92	120	40	66	35	52	30	103	58						
Punts	8	6	7	5	9	9	2	3	4	6						
Gross Punting Average	49.6	40.2	41.0	41.2	50.2	41.7	44.0	45.7	37.5	41.8						
Touchbacks	0	0	0	0	1	0	0	0	0	0						
Inside20	3	4	3	1	3	3	0	2	1	1						
Punts Blocked	0	0	0	0	0	0	0	0	0	0						
Net Punting Average	42.9	40.5	39.3	40.4	41.4	36.1	40.0	38.0	30.8	39.5						
Punt Returns	3	2	3	1	3	1	1	2	3	2						
Punt Return Yards	19	24	31	3	23	0	12	21	17	46						
Punt Return Avg.	6.3	12.0	10.3	3.0	7.7	0.0	12.0	10.5	5.7	23.0						
Fair Catches	0	0	1	1	3	0	1	0	0	2						
Kickoff Returns	5	3	2	4	0	1	1	1	1	2						
Kickoff Return Yards	165	56	41	80	0	20	16	14	31	35						
Kickoff Return Avg.	33.0	18.7	20.5	20.0	0	20.0	16.0	14.0	31.0	17.5						
Time of Possession	24:46	31:50	29:46	24:57	36:16	22:26	33:31	34:01	36:29	21:51						