



# BALTIMORE RAVENS PRESS RELEASE

UNDER ARMOUR PERFORMANCE CENTER | 1 WINNING DRIVE | OWINGS MILLS, MD 21117  
PH: 410-701-4000 | BALTIMORERAVENS.COM | TWITTER: @RAVENS

TWO-TIME WORLD CHAMPIONS: SUPER BOWL XXXV (2000) & SUPER BOWL XLVII (2012)



## CINCINNATI BENGALS VS. BALTIMORE RAVENS

(5-4)

WEEK 11 – SUNDAY, NOV. 18, 2018

1 P.M. ET – M&T BANK STADIUM (71,008)



(4-5)

### JUST THE FACTS

• Fresh off their Week 10 bye, the Baltimore Ravens (4-5) play their second of three November home games when they host the Cincinnati Bengals (5-4) in a crucial AFC North battle. With kickoff set for 1 p.m., Baltimore looks to end a three-game skid, while Cincinnati is coming off a 51-14 defeat at home to the New Orleans Saints.

• In Week 9, the Ravens dropped a 23-16 contest to the rival Steelers at M&T Bank Stadium. Baltimore's 23:31 time of possession marked a season low, with Pittsburgh holding the ball for 36:39 of the game. The Steelers were 10-of-16 on third down (including 6-of-9 in the second half), posting 395 total yards vs. Baltimore's then-No. 1-ranked defense. The Ravens totaled 265 yards, with QB Joe Flacco completing 23 of 37 passes for 206 yards, 0 TDs and 0 INTs. WR Willie Snead IV pulled in 7 catches for 58 yards, while on defense, OLB Matthew Judon tallied 5 tackles, including 1 sack (-10 yards), 3 QB hits and 1 PD.

• Cincinnati leads the all-time series with Baltimore, 23-22. Under John Harbaugh, the Ravens are 9-12 against the Bengals, but own a 6-4 record at home.

• In Week 2, the Ravens lost at Cincinnati, 34-23, playing on a short-week Thursday night. After trailing 21-0 and 28-7 in the first half, Baltimore battled back within 5 points (28-23) in the fourth quarter, but could not complete the comeback. Flacco was 32-of-55 for 376 yards, 2 TDs and 2 INTs, while being sacked 4 times. Bengals QB Andy Dalton was 24-of-42 for 265 yards, 4 TDs and 0 INTs. Standout WR A.J. Green caught 3 TD passes, while WR Tyler Boyd hauled in the other. Baltimore did outgain the Bengals in total yardage, however, 425 to 373.

### THIS WEEK'S SCHEDULE

**Wed. Nov. 14:** 11:15 a.m. – Coach Harbaugh & Players at Podium  
11:25 a.m. – Open Locker Room  
1:05 p.m. – Practice/Media Viewing

**Thur. Nov. 15:** 11:15 a.m. – Three Coordinators at Podium  
11:25 a.m. – Open Locker Room  
1:05 p.m. – Practice/Media Viewing

**Fri. Nov. 16:** 11:10 a.m. – Practice/Media Viewing  
12:45 p.m. – Coach Harbaugh at Podium  
12:45 p.m. – Open Locker Room

### WEDNESDAY CONFERENCE CALLS

**Bengals:** Head Coach Marvin Lewis at 3:05 p.m.  
**Ravens:** Head Coach John Harbaugh at 11:30 a.m.

### CALLING THE ACTION

**Television:** CBS / WJZ Ch. 13 (Baltimore)

- Kevin Harlan (play-by-play) - Rich Gannon (analyst)  
- Steve Tasker (sideline)  
- Jonathan Segal (producer) - Mark Grant (director)

**Local Radio:** WBAL (1090 AM) & 98Rock (97.9 FM)

- Gerry Sandusky (PBP) - Dennis Pitta (analyst) - Kirk McEwen (sideline)

### HARBS SAYS

#### JOHN HARBAUGH ON THE RAVENS' APPROACH HAVING A WEEK 10 BYE:

"The biggest thing we need to do is get healthy and get fresh. These teams we've played the past couple weeks have come off of byes. As a result, they've been fresh – they've been healthy. That makes a difference. But, you have to find a way to win these games. I told [the players], 'We lost three games in a row. What does that mean we need to do?' They said, 'We need to win three games in a row.' That's what we need to do. There are seven games left in the season; there's a lot of football left to be played. It's not a nine-game season; it's a 16-game season. We'll determine our own fate."

### INJURY UPDATE

Starting RT James Hurst (back) has missed the past three games, while starting LT Ronnie Stanley (ankle) was out for Week 9's battle vs. Pittsburgh. OLB Tim Williams (foot) also missed the Steelers game. Eight players are on IR, including CB Maurice Canady (knee), RB Kenneth Dixon (knee) and DT Willie Henry (back), all who could return this year.

### NOTE THE QUOTE

#### CB JIMMY SMITH ON IF COACHES OR PLAYERS ACCEPT MORE ACCOUNTABILITY FOR THE 4-5 RECORD:

"We're all in it together, so I can't really separate [the coaches]. I know as a defense, especially, when we get in our defensive meeting rooms, we look at it all together as one unit – coaches included. So obviously, it's part players, part coaches, and we look at it that way. We're all part of it. Together, we can accomplish what we need to."

### WHAT'S GOING ON?

NFL Week 11



# 8-2

BALTIMORE'S RECORD UNDER JOHN HARBAUGH WHEN COMING OFF A BYE WEEK.

# 254-143

HOW JOHN HARBAUGH'S RAVENS HAVE OUTSCORED OPPONENTS IN THEIR 10 GAMES COMING OFF THE BYE WEEK.

### BEST RECORDS OFF THE BYE / SINCE 2002



13-3  
.813



13-4  
.765



13-4  
.765



# RAVENS / OPPONENT INFORMATION

## SCHEDULE / RESULTS (4-5)

Date	Opponent	Result/Time
Sun. Sept. 9	BUFFALO BILLS	W, 47-3
Thurs. Sept. 13	at Cincinnati Bengals	L, 23-34
Sun. Sept. 23	DENVER BRONCOS	W, 27-14
Sun. Sept. 30	at Pittsburgh Steelers	W, 26-14
Sun. Oct. 7	at Cleveland Browns	L, 9-12 (OT)
Sun. Oct. 14	at Tennessee Titans	W, 21-0
Sun. Oct. 21	NEW ORLEANS SAINTS	L, 23-24
Sun. Oct. 28	at Carolina Panthers	L, 21-36
Sun. Nov. 4	PITTSBURGH STEELERS	L, 16-23
Sun. Nov. 11	BYE	
Sun. Nov. 18	CINCINNATI BENGALS	1 p.m.
Sun. Nov. 25*	OAKLAND RAIDERS	1 p.m.
Sun. Dec. 2*	at Atlanta Falcons	1 p.m.
Sun. Dec. 9*	at Kansas City Chiefs	1 p.m.
Sun. Dec. 16*	TAMPA BAY BUCCANEERS	1 p.m.
Sat. Dec. 22	at Los Angeles Chargers	8:20 p.m. (NFLN)
Sun. Dec. 30*	CLEVELAND BROWNS	1 p.m.

\*Flexible Scheduling Games      Home Games in CAPS      All Times Eastern

## THE RAVENS' NO. 2 DEFENSE

Entering Week 11, the Ravens own the NFL's No. 2 scoring defense and No. 2 overall (ypg) defense.

### 2018 TOTAL DEFENSE

Rk. Team	YPG
1. Buffalo	302.2
2. Baltimore	305.0
3. Jacksonville	319.1
4. Chicago	319.6
5. Minnesota	322.2

### 2018 SCORING DEFENSE

Rk. Team	PPG
1. Tennessee	16.8
2. Baltimore	17.8
3. Dallas	19.0
4. Chicago	19.4
Washington	19.4

## RAVENS IN NOVEMBER

**7-1** — Baltimore's record at home in November against AFC North foes during the **John Harbaugh** Era (since 2008). The Ravens' lone loss came two weeks ago vs. Pittsburgh.

**18-4** — The Ravens' record at home in the month of November under **John Harbaugh** (since 2008), the NFL's best mark (.818).

**30-13** — The Ravens' record overall in the month of November under **John Harbaugh** (since 2008), the NFL's top mark (.698).

## NOTE OF THE WEEK

Baltimore ranks No. 7 in third-down offense, successfully converting 60 of 132 attempts (45.5%). Here is a breakdown of the Ravens' third-down offensive rankings entering Week 11:

Third-and-short (less than 4 yards)	. . . . .29 of 38 (76.3%)	— No. 1
Third-and-1	. . . . .20 of 24 (83.3%)	— No. 3
Third down overall	. . . . .60 of 132 (45.5%)	— No. 7
Third-and-2/3	. . . . .9 of 14 (64.3%)	— No. 8
Third-and-10+	. . . . .8 of 34 (23.5%)	— No. 8

## AFC NORTH STANDINGS

Teams	W	L	T	Home	Road	Div.	Con.	PF	PA
Pittsburgh	6	2	1	3-2	3-0-1	3-1-1	3-2-1	279	209
Cincinnati	5	4	0	3-2	2-2	1-1	3-2	235	288
<b>Baltimore</b>	<b>4</b>	<b>5</b>	<b>0</b>	<b>2-2</b>	<b>2-3</b>	<b>1-3</b>	<b>4-3</b>	<b>213</b>	<b>160</b>
Cleveland	3	6	1	3-2-1	0-4	1-1-1	2-4-1	218	263

## 2018 RANKINGS

### DEFENSE

Category	--Ravens--		--Bengals--	
	Stats	Rank	Stats	Rank
Total Defense	305.0	2	454.6	32
Rush Defense	99.8	10t	141.2	31
Pass Defense	205.2	3	313.3	32
Points Per Game	17.8	2	32.0	31
3rd-Down Def. %	35.2	4	56.2	32
4th-Down Def. %	54.5	14t	54.5	14t
Red Zone Def. (TD%)	60.0	20t	68.6	26

### OFFENSE

Category	--Ravens--		--Bengals--	
	Stats	Rank	Stats	Rank
Total Offense	366.6	15	337.6	25
Rush Offense	92.7	27	94.7	25
Pass Offense	273.9	9	242.9	21
Points Per Game	23.7	17	26.1	11
3rd-Down Off. %	45.5	7	38.5	19
4th-Down Off. %	58.3	15t	57.1	18t
Red Zone Off. (TD%)	66.7	9t	77.8	2t

### TEAM

Category	--Ravens--		--Bengals--	
	Stats	Rank	Stats	Rank
Turnover Ratio	-4	23	+2	13t
Penalties	63	19t	55	8t
Penalty Yards	489	13	484	11

## SERIES HISTORY

- **All-Time Series:** Bengals lead, 23-22.
- **In Baltimore:** Ravens are 14-8.
- **In Cincinnati:** Ravens are 8-15.
- **Under John Harbaugh (since 2008):** Ravens are 9-12.

### RAVENS-BENGALS SERIES HISTORY SINCE 2008 / JOHN HARBAUGH ERA

Date	Location	Result	Attendance
09/07/08	Baltimore	Ravens, 17-10	70,978
11/30/08	Cincinnati	Ravens, 34-3	63,871
10/11/09	Baltimore	Bengals, 17-14	71,161
11/08/09	Cincinnati	Bengals, 17-7	64,313
09/19/10	Cincinnati	Bengals, 15-10	64,071
01/02/11	Baltimore	Ravens, 13-7	71,088
11/20/11	Baltimore	Ravens, 31-24	71,320
01/01/12	Cincinnati	Ravens, 24-16	63,439
09/10/12	Baltimore	Ravens, 44-13	71,064
12/30/12	Cincinnati	Bengals, 23-17	61,565
11/10/13	Baltimore	Ravens, 20-17 OT	70,992
12/29/13	Cincinnati	Bengals, 34-17	62,406
09/07/14	Baltimore	Bengals, 23-16	70,925
10/26/14	Cincinnati	Bengals, 27-24	55,711
09/27/15	Baltimore	Bengals, 28-24	70,970
01/03/16	Cincinnati	Bengals, 24-16	57,254
11/27/16	Baltimore	Ravens, 19-14	70,903
01/01/17	Cincinnati	Bengals, 27-10	54,944
09/10/17	Cincinnati	Ravens, 20-0	55,254
12/31/17	Baltimore	Bengals, 31-27	70,507
09/13/18	Cincinnati	Bengals, 34-23	50,018

All-Time Series Results are on Page 318 of the Ravens' Media Guide.



## QUOTH THE RAVENS

### **G MARSHAL YANDA ON THE FACT THAT THE RAVENS ARE IN A SIMILAR SITUATION AS LAST SEASON, BEING 4-5 AT THE BYE AND THEN MAKING A PLAYOFF PUSH:**

“We have a lot of fight left. We have a lot of football left, and we’re not looking [ahead]. We’re just focused on the Bengals this week. Everybody understands that we can fight our tails off and be relevant at the end of the year. But, we’re not looking anywhere past Cincinnati. Everybody has a good attitude. Everybody is working hard and preparing, and that’s definitely our focus. We feel like we can get this thing turned around and get it rolling.”

### **Assistant head coach/tight ends coach Greg Roman on the rookie TE duo of Mark Andrews and Hayden Hurst:**

“I think Baltimore is going to be really excited about having Mark and Hayden [Hurst] as part of the Ravens here. They’re both very talented young men. They both missed portions of time. Mark in training camp – man, he missed a bunch of time, and he really had to play catch-up. I think everybody is seeing what he can do. He’s still a young guy, still learning. He’s gaining very valuable experience. All that experience will iterate through time with him – he’s that kind of guy. The same for Hayden. I think he had five or six weeks where he was on the shelf with a very serious injury. He was able to overcome that, and I think every week you’re seeing a little bit more and more of what Hayden can do as well. It’s very exciting for Baltimore with both of those guys.”

### **Secondary coach Chris Hewitt on CB Brandon Carr’s streak of 169-consecutive starts, the longest by an active defender:**

“The guy is like Benjamin Button. He just keeps going. Brandon is the consummate professional. He takes care of his body. It’s all about lifting. There’s nutrition. He’s just a consummate pro. He’s going to come in here, he’s going to study, and he’s going to do all the right things and all the little things to prepare himself to go out there and go play on Sunday. And, the way that he prepares throughout the week, it trickles down to everybody else on our secondary. Having guys like him, it’s huge.”

### **Offensive line coach Joe D’Alessandris on C Matt Skura:**

“I think he’s done a heck of a job. In my eyes, what I’ve seen and what he’s done and how he’s taking the step from a guard last year and has grown to be a center – communication and direction and guidance and leadership – I give him an A-plus. He’s doing a heck of a job for us.”

### **Defensive line coach Joe Cullen on DT Michael Pierce:**

“To me, there have been times he’s played like a Pro Bowler and just physically dominated. Most teams can’t block him one-on-one. They have to double-team him. And when they do block him on-on-one, he’s usually manhandling the center and making the play. But, he’s really done a great job, and he’s done a good job in his pass rush as well. The other [game], we used him in some third-down situations. We had him drop, and he had a nice drop, but his development has really continued to get better. He did a great job in that. His development really continues to get better. He works at it, and he’s just a physical presence.”

### **CB Brandon Carr on if he feels rejuvenated after the bye:**

“The bye came at a great time. [We] hit the brakes, allowed us to kind of refresh, regroup, get away from football, just get your mental [energy] back for this grind. We have seven weeks to make some noise, seven weeks to play our style of football and win as many games as possible.”

### **John Harbaugh on rookie T Orlando Brown Jr.:**

[He has] really done well. Every game, the footwork has been a little better, and every game you watch it, and there is still a lot more to get better at. This guy, there’s a lot to be written on his ledger going forward, and we just have to keep working on the fundamentals. He has talent, and he has toughness. He has a real mentality about him, a real right-tackle mentality. He’s like his dad, and that’s the greatest compliment that I or anybody else could give him. It’s fun watching him develop, and I’m excited about where he’s going.”

### **Panthers head coach Ron Rivera on his time coaching S Eric Weddle in San Diego:**

“I always thought of him as a very smart player, with a good ability for being around the football. I know he wants to win; he takes a lot of pride in things. So, he’s always been a guy I really appreciated having on my team. I’ve had a chance to watch him play, and he’s had a very good career. He really has. He’s a solid young man.”

### **QB Joe Flacco on if WR Willie Snead IV’s mindset and approach rubs off on teammates:**

“There’s no doubt. This is a physical, tough, hard-nosed game. When a guy comes in and is able to impact the game the way he’s been able to do it, and with the toughness he’s been able to do it – even if you watch some of his downfield blocks – it definitely gets guys going. There’s no question about it. That’s what this game is all about at the end of the day.”

### **John Harbaugh on six-time Pro Bowl G Marshal Yanda’s play this season after missing 14 games in 2017:**

“Marshal has been great. He had the injuries the last couple years and did nothing but give 100 percent to his rehab and building himself back up, just like he does everything, and he always has. He’s playing at a very high level. I don’t see anything [different]. He hasn’t lost a step or anything like that that you might use for a player coming off those kinds of injuries at this stage of his career. He’s one of the best in football – if not the best in football. It’s just a pleasure to be around him; it’s an honor to coach him. [He is] great in the locker room, a great leader, very smart player, just pluses across the board.”





# RAVENS / OPPONENT INFORMATION

## KEY NUMBERS VS. BENGALS

**2**

Career INTs **LB C.J. Mosley** has vs. the Bengals. In nine games, Mosley has posted 67 tackles, 1 sack, 1 FF and 1 FR.

**6-4**

The Ravens' record vs. Cincinnati in home games under **John Harbaugh** (since 2008). In franchise history, Baltimore is 14-8 at home against the Bengals.

**9**

Ravens-Bengals games at M&T Bank Stadium decided by one score since 2008 (9 of the last 10). Each of the past five games between these teams in Charm City has been decided by one score (2013: 3, 2014: 7, 2015: 4, 2016: 5 and 2017: 4).

**12.5**

Career sacks for **OLB Terrell Suggs** vs. Cincinnati, the third most of his career against any team. He also owns 5 FFs and 10 PD, which stand as his most vs. any team.

**92**

Receiving yards (on 4 catches) by **WR John Brown** in Week 2's game at Cincinnati.

**186**

Scrimmage yards (113 rushing & 73 receiving) by **RB Alex Collins** in two career games vs. Cincinnati.

## WEEK 9 GAME RECAP

**STEELERS 23, RAVENS 16**

**M&T Bank Stadium • Baltimore, MD • Sunday, Nov. 4**

The Ravens' defense, which entered Week 9's tilt as the NFL's best for yards (293.8) and points (17.1) allowed per game, did not get the job done against the visiting Steelers in a 23-16 loss at M&T Bank Stadium. The Steelers won their fourth straight, while the Ravens dropped their third in a row. Pittsburgh held the ball 13 more minutes than the Ravens, 36:29 to 23:31, and converted 10 of 16 third-down attempts, including 6 of 9 in the second half. The Ravens battled back late in the third quarter when **RB Alex Collins** scored on a 1-yard run to make the score 20-13. Baltimore's defense then produced its only three-and-out of the day, but the offense failed to move the ball on the next series, punting after 3 plays. Kickers Chris Boswell (29 yards) and **Justin Tucker** (37 yards) exchanged fourth-quarter FGs to make the final 23-16. After Tucker's FG with 5:23 left in the contest, the Steelers held the ball for 4:39 (converting 2 more third downs), before the Ravens got the ball back at their 24-yard line with 44 seconds remaining and no timeouts. QB Ben Roethlisberger threw 2 TD passes and ran for a score. RB James Conner rushed for 107 yards and added 7 catches for 56 yards, including a 7-yard TD grab in the first quarter (7-3). The Ravens entered the game ranking No. 4 in the NFL in converting red zone opportunities into TDs, but failed twice in the first half, resulting in 2 Tucker FGs (23 yards each). The Ravens trailed 14-6 at the half. The Steelers upped the margin to 20-6 on the opening drive of the third quarter that included 15 plays and Roethlisberger's QB sneak for the TD. **QB Joe Flacco**, who was sacked twice playing behind an offensive line missing starting tackles **Ronnie Stanley** (ankle) and **James Hurst** (back), was 23-of-37 for 209 yards. **WR Willie Snead IV** caught 7 for 58, while Collins rushed 9 times for 35 yards. Roethlisberger threw 47 times with 28 completions for 270 yards, while WR JuJu Smith-Schuster grabbed 7 of those for 78 yards.

## RAVENS / BENGALS LEADERS

### PASSING YARDS (TDs/INTs)

Joe Flacco . . . . . 2,465 (12/6)      Andy Dalton . . . . . 2,255 (18/10)  
Lamar Jackson . . . . . 87 (1/0)      Jeff Driskel . . . . . 84 (0/0)

### RUSHING YARDS (YPC)

Alex Collins . . . . . 393 (3.7)      Joe Mixon . . . . . 570 (4.9)  
Lamar Jackson . . . . . 139 (5.0)      Giovani Bernard . . . . . 161 (4.5)

### RECEIVING YARDS (CATCHES)

John Brown . . . . . 601 (34)      A.J. Green . . . . . 687 (45)  
Michael Crabtree . . . . . 472 (41)      Tyler Boyd . . . . . 685 (52)  
Willie Snead IV . . . . . 448 (45)      C.J. Uzomah . . . . . 207 (20)

### POINTS

Justin Tucker . . . . . 69      Randy Bullock . . . . . 55  
Alex Collins . . . . . 42      A.J. Green . . . . . 36  
Javorius Allen . . . . . 30      Tyler Boyd/Joe Mixon . . . . . 30

### INTERCEPTIONS (YARDS)

Five Players . . . . . 1 (n/a)      Shawn Williams . . . . . 3 (51)  
n/a . . . . . n/a      Jessie Bates III . . . . . 3 (42)

### SACKS (YARDS)

Za'Darius Smith . . . . . 5.5 (-31.5)      Carlos Dunlap . . . . . 7 (-22)  
Terrell Suggs . . . . . 5.5 (-37)      Geno Atkins . . . . . 6 (-33)

### TACKLES (SOLO)

C.J. Mosley . . . . . 59 (37)      Jessie Bates III . . . . . 71 (45)  
Tony Jefferson . . . . . 54 (37)      Shawn Williams . . . . . 55 (36)  
Eric Weddle . . . . . 48 (39)      Nick Vigil . . . . . 51 (41)

### GROSS PUNTING (NET)

Sam Koch . . . . . 47.8 (40.7)      Kevin Huber . . . . . 43.8 (38.4)

### FIELD GOALS (PCT.)

Justin Tucker . . . . . 16/18 (88.9)      Randy Bullock . . . . . 9/11 (81.8)

### PUNT RETURN YARDS (AVG.)

Cyrus Jones . . . . . 90 (12.9)      Alex Erickson . . . . . 75 (9.4)

### KICKOFF RETURN YARDS (AVG.)

Chris Moore . . . . . 140 (23.3)      Alex Erickson . . . . . 483 (26.8)

## 2018 TALE OF THE TAPE

Category	Ravens	Bengals
Record . . . . .	4-5	5-4
Current Streak . . . . .	Lost 3	Lost 1
Points Scored . . . . .	213	235
TDs Scored . . . . .	24	30
Rushing TDs Scored . . . . .	11	8
Passing TDs Scored . . . . .	13	18
TDs on Returns . . . . .	0	4
Points Against . . . . .	160	288
TDs Allowed . . . . .	18	34
Rushing TDs Allowed . . . . .	6	11
Passing TDs Allowed . . . . .	12	21
TDs on Returns Allowed . . . . .	0	2
Time of Poss. Avg. . . . .	30:06	26:53
KOR Avg. . . . .	23.6	24.0
KOR Avg. Against . . . . .	23.5	26.2
PR Avg. For . . . . .	9.8	9.9
PR Avg. Against . . . . .	7.9	10.0
Sacks . . . . .	28	21
Sacks Allowed . . . . .	17	20
Interceptions . . . . .	5	10
Interceptions Thrown . . . . .	6	10
Fumbles Lost/Recovered . . . . .	5/2	1/3



# RAVENS / OPPONENT INFORMATION

## TOP RAVENS-BENGALS CONNECTIONS

### PRO CONNECTIONS

- Baltimore QBs coach **James Urban** spent the past seven seasons (2011-17) with Cincinnati as its wide receivers coach.
- Bengals head coach **Marvin Lewis** served as Baltimore's defensive coordinator from 1996-2001, helping the Ravens claim Super Bowl XXXV in the 2000 season.
- Cincinnati defensive line coach **Jacob Burney** served in the same role in Baltimore from 1999-2001.
- Bengals special teams coordinator **Darrin Simmons** spent his first year in the NFL with the Ravens as assistant special teams coach/assistant strength and conditioning coach in 1998.
- Cincinnati strength and conditioning coach **Chip Morton** held the assistant strength and conditioning coach position in Baltimore from 1999-2001. Bengals assistant strength and conditioning coach **Jeff Friday** served nine seasons (1999-2007) with the Ravens as head strength and conditioning coach.
- Bengals **CB Tony McRae** spent part of the 2017 season with the Ravens and played in four games.

### LOCAL CONNECTIONS


- Several Ravens have ties to the University of Cincinnati: head coach **John Harbaugh** (special teams/TEs, OLBs/RBs; 1989-94), special teams coordinator/associate head coach **Jerry Rosburg** (LBs/special teams/secondary; 1992-95), defensive coordinator **Don Martindale** (defensive ends; 1996 & LBs/special teams coordinator; 1997-98), senior offensive assistant **Craig Ver Steeg** (QB/WRs/recruiting coordinator; 1990-93). Both secondary coach **Chris Hewitt** (1992-95) and **WR Chris Moore** (2012-15) played collegiately for the Bearcats.
- Several Ravens hail from Ohio: head coach **John Harbaugh** (Perrysburg), defensive coordinator **Don Martindale** (Dayton), **G/C Matt Skura** (Columbus) and **DE Chris Wormley** (Toledo).
- Ravens **DT Brandon Williams** attended Harmony Prep in Cincinnati for one year.
- Cincinnati secondary/cornerbacks coach **Daronte Jones** is a native of Capital Heights, MD.

## RAVENS RADIO BROADCASTS

- The Ravens' 2018 radio team features **Gerry Sandusky**, with former Ravens standouts **OLB Jarret Johnson** and **TE Dennis Pitta** splitting half the games as analysts. 98 Rock's **Kirk McEwen** serves as the sideline reporter for home games, while former Ravens **RB Justin Forsett** is the away game sideline reporter.
- All games can be heard on 98Rock (97.9 FM), WBAL 1090 AM, baltimoreravens.com, the Ravens mobile app (when in Baltimore) and on 21 regional affiliates. These broadcasts spans three states – Maryland, Pennsylvania and Delaware – and Washington, D.C.
- Additionally, Tico Sports produces a Spanish radio broadcast. With a crew consisting of David Andrade (play-by-play), Allen Gutierrez (analyst) and Juliana Lopez (producer), Tico Sports broadcasts games on Radio La Jefa WDMV 700 AM, the Ravens' flagship Spanish radio partner. The broadcast also digitally streams games on the Ravens Mobile App.



## SPOTLIGHT: DT CHRIS WORMLEY



**Pos.** DT **Ht.** 6-5 **Wt.** 300 **Exp.** (NFL/Ravens): 2/2  
**College:** Michigan **Hometown:** Toledo, OH

**You posted your first-career sack in Week 6. What was going through your mind after it happened?** "I wanted to celebrate with my teammates, because that's what it's all about. I didn't have a celebration; I kind of just jumped up with Willie [Henry]. I was pretty excited; my mind went blank, actually. I have to stay more calm and cool next time."

**You've earned a starting role on the D-line this season. Seeing as this is only your second year, how has that transition been?** "I think it's a combination of being comfortable, being confident in yourself, being in Year Two and knowing the playbook and the system and what the coaches expect out of you. I just try to find a way onto the field. I'm not normally a nose tackle – that's Brandon [Williams] and [Michael] Pierce. So I just try to find a way onto the field and contribute to the team."

**What are the challenges associated with switching to a different position on the line?** "The guys are bigger. You're playing up against guards and centers as opposed to tackles and tight ends – those guys are a little smaller on the outside. Learning how to take on those different blocks and double-teams was a challenge for the first couple weeks, but I think I've transitioned pretty well for someone who wasn't used to playing the nose tackle position before."

**You were a special guest on FB/DL Patrick Ricard's first-ever "Project Pat's Food Review." How was that experience?** "It was good! I'm one of Pat's closest friends on the team, so I was his guinea pig and went to his first one. He takes suggestions on Twitter on where to go eat in Baltimore. He picks a spot and has a special guest every week. I was first, and then Maxx Williams and Jermaine Eluemunor participated. We taste the food, go on Instagram live and get fan reaction."

**Who came up with the hashtag #WormWednesday?** "I think I did. I started using it last year just to have something to post. I don't really post much on Instagram, but my wife loves Instagram, so she's always posting. I do it to get myself to post and to get more traction on social media."

**Do you participate in any community work about which you're passionate?** "I do as much as I can with the Ravens. I participated in Play60, Special Olympics and Brandon Carr's event for breast cancer, which was pretty cool. I volunteer at a camp in Toledo every year. [Assistant director of player engagement] Jameel McClain does a turkey giveaway, Thanksgiving dinner, that I try to help with. I do a lot with my teammates."

**Would you like to start your own foundation?** "Yes. I'd like to put on a football camp, maybe once a year back at home. I love interacting with kids, so something involving that would be pretty cool."

**You got married this offseason. How did you meet your wife?** "We actually met in high school, sophomore year at Homecoming. We didn't go together. I think she went with a group of girls, and I went with my guy friends. I actually denied her to go to dinner. She came up to me and wanted to go to dinner with my group of friends and her group of friends, and I kind of shut it down. We ended up hanging out at Homecoming anyway, and I asked for her number."

**What is your most valuable possession?** "Probably my phone, because it has all the information that I need on it."

**You're a proud Michigan alum. Are there any other alumni around the league that you're close with? Or what about college rivalries?** "There's no Michigan State or Ohio State alums on the team. [Wide receivers coach] Bobby Engram went to Penn State, so that's our Big Ten rivalry. There are a couple guys across the league I'm close with. Everybody's proud to say that Tom Brady is from Michigan, so I'll say he's my best friend. Me and Tom are good friends."



# RAVENS WINNING WAYS

## TOP FRANCHISES / SINCE 2000

### TOTAL WINS

1. New England Patriots . . . 248
2. Pittsburgh Steelers . . . 209
3. Indianapolis Colts . . . 196
4. Green Bay Packers . . . 194
5. Philadelphia Eagles . . . 189
- 6. BALTIMORE RAVENS . . . 185**

### SUPER BOWL BERTHS

1. New England Patriots . . . 8
2. New York Giants . . . 3
- Pittsburgh Steelers . . . 3
- Seattle Seahawks . . . 3
- 5. BALTIMORE RAVENS . . . 2**
- Car., Den., Ind., Phi. . . . 2

### SUPER BOWL TITLES

1. New England Patriots . . . 5
- 2. BALTIMORE RAVENS . . . 2**
- New York Giants . . . 2
- Pittsburgh Steelers . . . 2
- Den., GB, Ind., . . . . . 1
- NO, Phi., Sea., TB . . . . . 1

### CONF. TITLE GAMES

1. New England Patriots . . 12
- Philadelphia Eagles . . . . 6
- Pittsburgh Steelers . . . . 6
- 4. BALTIMORE RAVENS . . . . 4**
- Green Bay Packers . . . . 4
- Indianapolis Colts . . . . 4

### WINNING SEASONS

1. New England Patriots . . 17
- Green Bay, Pittsburgh . . 14
- Indianapolis Colts . . . . 13
- 5. Baltimore Ravens . . . . 12**
- Philadelphia, Seattle . . . 12

### PLAYOFF BERTHS

1. New England Patriots . . 15
- Green Bay, Indianapolis . . 13
- Pittsburgh Steelers . . . . 12
- Philadelphia, Seattle . . 11
- 7. BALTIMORE RAVENS . . . . 10**

### PLAYOFF GAMES

1. New England Patriots . . 37
- Pittsburgh Steelers . . . . 25
- Green Bay Packers . . . . 24
- Indianapolis Colts . . . . 24
- 5. BAL., Phi., Sea. . . . . 23**

### PLAYOFF WINS

1. New England Patriots . . 27
- 2. BALTIMORE RAVENS . . . 15**
- Pittsburgh Steelers . . . . 15
- Philadelphia Eagles . . . 13
- Seattle Seahawks . . . . 13

## SUPER BOWL CHAMPIONS



**LB Ray Lewis - 2000  
Super Bowl XXXV MVP**

In a magnificent effort showcasing thrilling performances by their defense, offense and special teams units, the Baltimore Ravens won Super Bowl XXXV with a 34-7 victory over the New York Giants. Allowing the Giants a meager 152 total net yards, New York's attack crossed midfield just twice, while Baltimore's "D" posted 4 INTs. LB Ray Lewis was named the game's MVP, capping an accolade-filled season in which he was also tabbed the NFL's Defensive Player of the Year.



**QB Joe Flacco - 2012  
Super Bowl XLVII MVP**

Baltimore defeated San Francisco, 34-31, in Super Bowl XLVII, capturing the franchise's second World Championship. After an amazing first-half performance, the Ravens took a commanding 28-6 lead. But following a bizarre, 34-minute power outage that halted play, the 49ers stormed back into contention. Clinging to a 34-29 edge late in the game, the Ravens stood firm on a pivotal goal-line stand, jamming SF on four-straight plays inside the 7-yard line. QB Joe Flacco was named the game's MVP.

## PLAYOFF PERFORMERS

### PLAYOFF WINNING PERCENTAGE (Since 1970 Merger)

Rk.	Team	Record	Pct.
1.	<b>BALTIMORE RAVENS**</b>	<b>15-8</b>	<b>.652</b>
2.	New England Patriots****	33-19	.635
3.	New York Giants****	20-12	.625
4.	San Francisco 49ers*****	30-19	.612
5.	Pittsburgh Steelers*****	36-24	.600

\* Number of Super Bowl Titles

## JOHN HARBAUGH ERA

(SINCE 2008)

### PLAYOFF BERTHS

1. New England Patriots . . . 9
- Green Bay Packers . . . . 8
- Pittsburgh Steelers . . . . 7
- 4. BALTIMORE RAVENS . . . . 6**
- Atlanta Falcons . . . . . 6
- Cincinnati Bengals . . . . 6
- Indianapolis Colts . . . . . 6
- Seattle Seahawks . . . . . 6

### TOTAL WINS

1. New England Patriots . . 143
- Pittsburgh Steelers . . . 120
- Green Bay Packers . . . 113
- New Orleans Saints . . 109
- 5. BALTIMORE RAVENS . . 108**
- Atlanta Falcons . . . . 103
- Denver, Seattle . . . . . 101

### PLAYOFF WINS

1. New England Patriots . . 13
- 2. BALTIMORE RAVENS . . . 10**
- Green Bay Packers . . . . 9
- Seattle Seahawks . . . . . 9
- Pittsburgh Steelers . . . . 8

### PLAYOFF GAMES

1. New England Patriots . . 20
- Green Bay Packers . . . . 16
- 3. BALTIMORE RAVENS . . . 15**
- Pittsburgh Steelers . . . 14
- Seattle Seahawks . . . . 14

### AFC TITLE GAMES

1. New England Patriots . . . 7
- 2. BALTIMORE RAVENS . . . 3**
- Pittsburgh Steelers . . . . 3
- Denver Broncos . . . . . 2
- Indianapolis Colts . . . . 2
- New York Jets . . . . . 2

### PLAYOFF ROAD WINS

- 1. BALTIMORE RAVENS . . . . 7**
- Green Bay Packers . . . . 5
- New York Jets . . . . . 4
- San Francisco 49ers . . . 3
- NY Giants, Philadelphia . . 2
- Pittsburgh, Seattle . . . . 2

### REG. SEASON WINS

1. New England Patriots . . 130
- Pittsburgh Steelers . . . 112
- Green Bay Packers . . . 104
- New Orleans Saints . . 103
- Atlanta Falcons . . . . . 99
- 6. BALTIMORE RAVENS . . . 98**
- Denver Broncos . . . . . 95

### REG. SEASON HOME WINS

1. New England Patriots . . 73
- Green Bay Packers . . . 63
- 3. BALTIMORE RAVENS . . . 61**
- Pittsburgh Steelers . . . 61
- New Orleans Saints . . . 58
- Minnesota Vikings . . . 57
- Atlanta Falcons . . . . . 56

## SUPER BOWL SUCCESS

The Baltimore Ravens are one of four franchises (New England, NY Giants and Pittsburgh) to win multiple Super Bowls since 2000.





# HEAD COACH JOHN HARBAUGH

## ALL-TIME RAVENS COACHING RECORDS

John Harbaugh is the third head coach in Baltimore Ravens history. He is the franchise's all-time winningest coach (108 total victories), with Brian Billick (85) ranking second.

**SEASONS**  
RAVENS: 11<sup>TH</sup>  
NFL: 21<sup>ST</sup>

Coach	Seasons	Reg. Season	Playoffs	Total
John Harbaugh	2008-18	98-71	10-5	108-76
Brian Billick	1999-2007	80-64	5-3	85-67
Ted Marchibroda	1996-98	16-31-1	n/a	16-31-1



## HARBAUGH HEAD COACHING RECORDS (2008-18)

- Overall Career Record . . . 108-76
- Regular Season Record . . . 98-71
- at Home . . . . . 61-23
- on Road . . . . . 37-48
- vs. AFC . . . . . 75-52
- vs. AFC North . . . . . 38-26
- vs. NFC . . . . . 23-19
- Playoffs Record . . . . . 10-5
- Home Playoff Games . . . . . 2-0
- Road Playoff Games . . . . . 7-5
- Super Bowl Record . . . . . 1-0
- vs. Cincinnati . . . . . 9-12

## RAVENS WINS UNDER HARBAUGH

Including playoffs (10-5), the Ravens are 108-76 since **John Harbaugh's** 2008 arrival, posting the NFL's fifth-most victories.

### TOTAL NFL WINS / INCLUDING PLAYOFFS / SINCE 2008

Rk.	Team	Total Wins
1.	New England Patriots	143
2.	Pittsburgh Steelers	120
3.	Green Bay Packers	113
4.	New Orleans Saints	109
5.	<b>Baltimore Ravens</b>	<b>108</b>

## HARBAUGH SEASON-BY-SEASON

Year	Record	Playoffs (Result)
2018	4-5	TBD
2017	9-7	No Playoff Berth
2016	8-8	No Playoff Berth
2015	5-11	No Playoff Berth
2014	10-6	1-1 (Advanced to Divisional Round)
2013	8-8	No Playoff Berth
2012	10-6	4-0 (Won Super Bowl XLVII)
2011	12-4	1-1 (Advanced to AFC Championship)
2010	12-4	1-1 (Advanced to Divisional Round)
2009	9-7	1-1 (Advanced to Divisional Round)
2008	11-5	2-1 (Advanced to AFC Championship)

## HARBS IS HISTORICALLY GOOD

### MOST PLAYOFF WINS BY A COACH / FIRST 10 SEASONS (Since 1970 Merger)

Coach (Team)	Playoff Wins	Seasons
Joe Gibbs (Was.)	12	1981-90
Chuck Knoll (Pit.)	11	1968-78
<b>John Harbaugh (Bal.)</b>	<b>10</b>	<b>2008-17</b>
Bill Belichick (Cle. & NE)	10	1991-95, 2000-04
Andy Reid (Phi.)	10	1999-2008
George Seifert (SF, Car.)	10	1989-96, '99-'00
Bill Walsh (SF)	10	1979-88

## THE HARBAUGH FILE

**John Harbaugh** has led the Ravens to a playoff berth in six (2008-12 & 2014) of his 10 full seasons in Baltimore, and in 2012, captured the franchise's second Super Bowl title. Under "Harbs," the Ravens have secured an appearance in three AFC Championships (2008, 2011 & 2012).

### Here are several Harbaugh quick hits:

- The Ravens are one of only eight teams (NE – 9; GB – 8; Pit. – 7; Atl., Bal., Cin., Ind. & Sea. – 6) to earn at least six postseason berths in the last 10 years. (Baltimore has won at least one game in each of those playoff campaigns.)
- The Ravens' 10 playoff wins since 2008 rank second only to New England's 13.
- "Harbs" is the only head coach in NFL history to win a playoff game in each of his first four and five seasons.
- John and his brother, Jim (formerly of the 49ers), are the only head coaches to advance to three conference title games in the first five years as NFL bosses.
- Harbaugh is the only coach in NFL history to win a playoff game in six of the first seven seasons of a coaching career.
- In 2012, Harbaugh became the third coach (with Bill Cowher & Chuck Knox) since the 1970 merger to guide his team to the playoffs in each of his first five seasons.
- Harbaugh owns the third-most playoff wins (10, tied) by a coach in his first 10 seasons (since the 1970 merger).
- With the Ravens' 2014 playoff berth, Harbaugh became one of eight coaches in NFL history to make the postseason in six of their first seven seasons coaching.
- For coaches to make the playoffs in at least six of their first 10 years, "Harbs" is one of five active coaches to do so (Pete Carroll, Mike McCarthy, Andy Reid & Mike Tomlin).
- Harbaugh, Tom Landry (Dal.) and Tom Coughlin (Jax./NYG) own the most road playoff wins (7) by a HC in NFL history.



# HEAD COACH JOHN HARBAUGH

## ACTIVE HEAD COACH WINNING PERCENTAGE

Head coach **John Harbaugh** owns the sixth-best winning percentage (.587) among active coaches (min. 75 games), compiling a strong 108-76 record (including playoffs).

### ACTIVE HEAD COACHES / CAREER WINNING PERCENTAGE (Totals Include Regular Season and Playoff Games / Min. 75 Games)

Rk.	Coach	Team	Seasons	Record	Pct.
1.	Bill Belichick	Cle./NE	1991-95, 2000-18	285-132	.683
2.	Mike Tomlin	Steelers	2007-18	130-69-1	.653
3.	Mike McCarthy	Packers	2006-18	135-82-2	.621
4.	Sean Payton	Saints	2006-18	120-77	.609
5.	Andy Reid	Phi./KC	1999-2018	203-134-1	.602
6.	<b>John Harbaugh</b>	<b>Ravens</b>	<b>2008-18</b>	<b>108-76</b>	<b>.587</b>
7.	Pete Carroll	NYJ/NE/Sea.	'94, '97-99, '10-18	126-91-1	.580

## TRENDS UNDER HARBS

On grass . . . . .	42-33
Artificial turf . . . . .	56-38
September . . . . .	25-12
October . . . . .	17-25
November . . . . .	30-13
December . . . . .	23-19
January . . . . .	3-2
Leading at halftime . . . . .	78-18
Leading after 3 quarters . . . . .	87-16
When scoring first . . . . .	73-24
Positive or even turnover ratio . . . . .	78-29
Scoring 20 or more points . . . . .	81-31
Scoring 30 or more points . . . . .	36-5
Totaling 350 or more net yards . . . . .	52-26
Rushing for 150 or more yards . . . . .	28-6
Holding opp. under 250 net yards . . . . .	34-6
Holding opp. under 21 points . . . . .	81-15
Holding opp. under 15 points . . . . .	60-7

## POSTSEASON SUCCESS: ACTIVE COACHES

### PLAYOFFS WIN PERCENTAGE (Min. 5 Games)

Rk.	Coach	Rec.	Pct.
1.	Bill Belichick	28-11	.718
2.	<b>John Harbaugh</b>	<b>10-5</b>	<b>.667</b>
3.	Dan Quinn	3-2	.600
4.	Pete Carroll	10-7	.588
5.	Sean Payton	7-5	.583

### SUPER BOWL TITLES

1. Bill Belichick . . . . .	5
2. <b>John Harbaugh</b> . . . . .	<b>1</b>
Pete Carroll . . . . .	1
Mike McCarthy . . . . .	1
Sean Payton . . . . .	1
Doug Pederson . . . . .	1
Mike Tomlin . . . . .	1

## HARBAUGH'S PATH TO THE NFL

Team	Position	Years
<b>Baltimore Ravens</b>	<b>Head Coach</b>	<b>2008-18</b>
Philadelphia Eagles	Secondary	2007
Philadelphia Eagles	Special Teams Coord.	1998-2006
Indiana University	DBs/Special Teams Coord.	1997
University of Cincinnati	Assistant Head Coach	1995-96
University of Cincinnati	TEs/OLBs/RBs/Special Teams	1989-94
Morehead State	DBs/ST Coord./S&C Coach	1988
University of Pittsburgh	Tight Ends	1987
Western Michigan	Graduate Assistant	1984-86

## RAVENS UNDER HARBAUGH: SINCE 2008



**AFC TITLE GAMES**  
(2nd Most - tied, Pit.)



**ROAD PLAYOFF WINS**  
(NFL High)



**PLAYOFF WINS**  
(2nd Most, NE - 13)



**WINS AT HOME**  
(2nd Most)



**TOTAL VICTORIES**  
(5th Most)

*"I like the message that John brings. He doesn't talk like a guy who has been here 10 years. It's amazing how he tends to rejuvenate himself and his message, and we're lucky to have a leader like him."*

*- Steve Bisciotti, Ravens Owner*







# JERRY ROSBURG & SPECIAL TEAMS NOTES



## ROSBURG LEADS RAVENS SPECIALISTS

**SEASONS**  
**RAVENS: 11TH**  
**NFL: 18TH**

Special teams coordinator/associate head coach **Jerry Rosburg** has guided a stellar special teams group since arriving in Baltimore in 2008. Below are several standout notes about the coach and his successful group of specialists.

### SIX PRO BOWLERS

• Six Ravens have earned eight combined Pro Bowl honors while playing for Rosburg: ST **Brendon Ayanbadejo** (2008), K **Billy Cundiff** (2010), RS **Jacoby Jones** (2012), K **Justin Tucker** (2013 & 2016), LS **Morgan Cox** (2015 & 2016) and P **Sam Koch** (2015).

### PRIME KICKER & PUNTER

• Two-time Pro Bowl K **Justin Tucker**, who Rosburg scouted and helped sign as a rookie free agent, owns the NFL's most FGs (218, tied Stephen Gostkowski) since entering the NFL in 2012. With a 90.1% career success mark, "Tuck" is the most accurate kicker in league history (218-of-242 on FGAs). Earning his first Pro Bowl nod in 2015, P **Sam Koch**'s 46.7 gross average ranked No. 9 in the NFL that season, while his 42.9 net average was No. 2. In 2017, Koch led the NFL in both punts inside the 10 (16) and the 20 (a franchise-record 40).

### RAVENS' BIG RETURNS

• Led by Pro Bowl RS **Jacoby Jones** in the 2012 Super Bowl season, Baltimore ranked first in the NFL in KOR average (27.3). Jones, who became the first player ever to record dual KORs of at least 105 yards in a career, tied for a league-leading 3 kick return TDs (2 KORs & 1 PR). He also tied an NFL record for longest KOR in a Super Bowl with his 108-yard KOR-TD. (In 2014's game at Pit., he added another 108-yarder to his resume, marking 4 total KOR-TDs over 100 yards in his career.)

### 2017: RAVENS RETURN GAMES SOARS IN WEEK 6 VS. CHICAGO

• In Week 6 vs. Chicago, for the first time in franchise history, the Ravens returned a kickoff and punt return for a TD in the same game. RB **Bobby Rainey Jr.** posted a 96-yard KOR-TD, while WR **Michael Campanaro** registered a 77-yard PR-TD. The Ravens became the first NFL team to have KOR and PR touchdowns in the same game since 2013, when Detroit and Kansas City each accomplished the feat on 12/8/13.

## BALTIMORE BLOCK PARTY

Since 2014, the Ravens have produced the NFL's third-most blocked kicks (13, tied, NE), including an NFL-high (tied) 4 in 2016.

### MOST BLOCKED KICKS (Since 2014)

Rk.	Team	Blocks
1.	Miami	15
	Philadelphia	15
3.	Bal. / NE	13

### MOST BLOCKED KICKS (2016 Season)

Rk.	Team	Blocks
1.	Baltimore	4
	Miami	4
3.	Five Teams	3

### RAVENS' 13 BLOCKS: BREAKDOWN (SINCE 2014)

Total Blocks	13	1st Qtr.	3	When Losing	8
FG Blocks	7	2nd Qtr.	1	When Winning	3
PAT Blocks	3	3rd Qtr.	3	When Tied	2
Punt Blocks	3	4th Qtr.	6	Record w/ Block	.8-5



J. Tucker FGs Made  
NFL's Most (tied) Since '12



J. Tucker Points Scored  
NFL's Second Most Since 2012



J. Tucker Career FG %  
Best in NFL History



Ravens Kickoff Return TDs  
NFL's Second Most Since 2011



Ravens Total Kick Return TDs  
NFL's Third Most Since 2011

## SIX STRAIGHT IN THE TOP 5

In the past six full seasons (2012-17), the Ravens' special teams units have consistently been acknowledged as one of the league's best. In the annual special teams report from senior NFL writer **Rick Gosselin**, Baltimore has ranked in the NFL's Top 5 for six-straight seasons. (Gosselin's report is recognized by NFL teams as a special teams measuring stick.)

### RAVENS SPECIAL TEAMS RANKINGS IN RICK GOSSELIN'S ANNUAL REPORT (Past Six Seasons)

Season	Ranking
2017	4th
2016	5th
2015	1st
2014	5th
2013	5th
2012	2nd

No other NFL team has been in the Top 5 (or even the Top 10) in each of the past six seasons.

## TOP KOR AVERAGE

Since 2008, when **Jerry Rosburg** became the Ravens' ST coordinator, Baltimore owns the NFL's No. 1 KOR average (25.3).

### NFL KICKOFF RETURN AVERAGE (Since 2008 / Rosburg's Baltimore Tenure)

Rk.	Team	KOR	Yards	Avg.	Long	TDs
1.	Baltimore Ravens	458	11,594	25.3	108t	7
2.	Minnesota Vikings	510	12,504	24.5	109t	10
3.	Atlanta Falcons	391	9,369	24.0	102t	1
4.	New York Jets	520	12,309	23.7	107t	6
5.	Seattle Seahawks	480	11,344	23.6	105t	6



# DON "WINK" MARTINDALE & DEFENSIVE NOTES

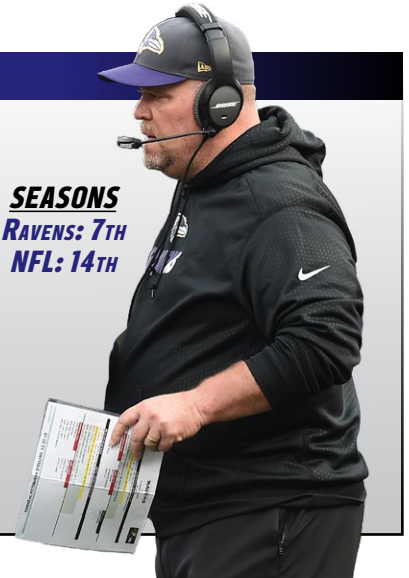
## "WINK" LEADS THE DEFENSE

On Jan. 9, 2018, the Ravens promoted **Don "Wink" Martindale** to defensive coordinator following the retirement of Dean Pees. Martindale, 54, is in his seventh year with the Ravens after serving as LBs coach from 2016-17 and ILBs coach from 2012-15. Under his guidance, **LB C.J. Mosley** has become one of the league's top defenders, earning three Pro Bowls.

The 2018 campaign marks Martindale's 14th season coaching in the NFL, where he has also spent time with Oakland (2004-08) and Denver (2009-10). In 2010, he served as the Broncos' defensive coordinator.

"'Wink' has earned the promotion to defensive coordinator," **John Harbaugh** stated. "His aggressive mentality will serve to take our defense to new levels. He is obviously respected by players, many of whom have already benefited from his direct coaching at the linebacker position. He knows the ins and outs of what we have been about on defense and has been an important contributor to our success on that side of the ball. This is an exciting day for Wink and his family, and also one for the Ravens."

**SEASONS**  
RAVENS: 7<sup>TH</sup>  
NFL: 14<sup>TH</sup>



## 2018 DEFENSIVE NUMBERS TO RAVE ABOUT

**5.2** — Yards per play allowed by the Ravens' defense, ranking as the NFL's fifth fewest.

**28** — Sacks by Baltimore, tying Denver for seventh most.

**35.2** — Third-down defensive percentage by the Ravens, ranking No. 4 in the NFL.

**56** — Tackles for loss by the Ravens, the league's third most.

**83.9** — Defensive passer rating by Baltimore, ranking No. 2 in the NFL (Chi. is first at 79.8).

## SHUT 'EM DOWN

Dating back to 2017, 14 shutouts have been pitched by defenses throughout the NFL. Of those, a league-high 4, including Week 6's 21-0 win at Tennessee, have come courtesy of the Ravens.

MOST SHUTOUTS (Since 1996 / Ravens' Inception)		MOST SHUTOUTS (Since 2017)	
Rk.	Team	Rk.	Team
1.	Baltimore Ravens . . . . . 14	1.	Baltimore Ravens 4
2.	San Francisco 49ers . . . . . 11	2.	Los Angeles Rams 2
	Seattle Seahawks . . . . . 11	3.	Eight Teams 1

## ALL-TIME RAVENS 'D' COORDINATORS

**Don Martindale** joins a long line of great Ravens defensive coordinators, four of whom have gone on to become NFL head coaches: **Marvin Lewis** (1996-2001), **Mike Nolan** (2002-04), **Rex Ryan** (2005-08) and **Chuck Pagano** (2011).

### RAVENS ALL-TIME DEFENSIVE COORDINATORS

<b>Don Martindale (2018)</b>	Rex Ryan (2005-08)
Dean Pees (2012-17)*	Mike Nolan (2002-04)
Chuck Pagano (2011)	Marvin Lewis (1996-2001)*
Greg Mattison (2009-10)	* Super Bowl-winning DC

## RAVENS' NO. 2 DEFENSE

Entering Week 11, the Ravens own the NFL's No. 2 scoring defense and No. 2 overall (yards per game) defense. Baltimore's +49 point differential in 2018 ties (Carolina) for sixth in the NFL.

2018 TOTAL DEFENSE		2018 SCORING DEFENSE	
Rk.	Team	YPG	PPG
1.	Buffalo . . . . .	302.2	16.8
2.	Baltimore . . . . .	305.0	17.8
3.	Jacksonville . . . . .	319.1	19.0
4.	Chicago . . . . .	319.6	19.4
5.	Minnesota . . . . .	322.2	19.4
			Washington . . . . .

## RAVENS "D" UNDER HARBAUGH

**Don Martindale** leads a defensive unit that, during the **John Harbaugh Era** (2008-18), has been superb.

<b>POINTS PER GAME ALLOWED</b>	<b>TOUCHDOWNS ALLOWED</b>
1. Baltimore . . . . . 19.1	1. Baltimore . . . . . 340
Pittsburgh . . . . . 19.1	2. Pittsburgh . . . . . 349
3. New England . . . . . 19.6	3. Seattle . . . . . 358
<b>TOTAL NET YARDS ALLOWED</b>	<b>OPPONENT PASSER RATING</b>
1. Pittsburgh . . . . . 308.6	1. Baltimore . . . . . 79.5
2. Baltimore . . . . . 317.0	2. Buffalo . . . . . 81.1
3. NY Jets . . . . . 320.9	3. Cincinnati . . . . . 81.5
<b>RUSHING YARDS ALLOWED</b>	<b>THIRD-DOWN DEFENSE</b>
1. Pittsburgh . . . . . 93.5	1. Houston . . . . . 36.0
2. Baltimore . . . . . 98.3	2. Baltimore . . . . . 36.1
3. Minnesota . . . . . 100.4	3. Denver . . . . . 36.2

## SACK CITY, USA

In Week 6 at Tennessee, Baltimore racked up a franchise-best 11 sacks, tying for the second most by a team in league history. They also stand as the most in an NFL game since 2012 (San Diego, 11).

### MOST SINGLE-GAME SACKS RAVENS HISTORY

10/14/18 at Ten . . . . . 11
11/24/11 vs. SF . . . . . 9
11/26/06 vs. Pit . . . . . 9
11/16/97 vs. Phi . . . . . 9

**Second-Half "D" Dominates:** In Week 6 vs. Tennessee, the Ravens became the first team since the 1934 Lions not to allow a touchdown after halftime in each of their first six games of a season. (Baltimore's streak was then snapped by New Orleans in Week 7.)



# MARTY MORNHINWEG & OFFENSIVE NOTES

## MARTY MANS THE OFFENSE

Marty Mornhinweg was elevated to offensive coordinator on Oct. 10, 2016. A 24-year NFL coaching veteran, Mornhinweg, who joined Baltimore as QBs coach in 2015, is a former head coach of the Lions (2001-02). He has also served as offensive coordinator for the New York Jets (2013-14), Philadelphia Eagles (2004-12) and San Francisco 49ers (1997-2000).

### FIVE PRO BOWLERS

- Throughout his NFL coaching career, five quarterbacks have earned Pro Bowl honors under Mornhinweg's direction: Michael Vick, Donovan McNabb, Steve Young, Jeff Garcia and Brett Favre.

### SEASONS

**RAVENS: 4TH**  
**NFL: 24TH**



## MARTY'S NFL COORDINATOR ROLES

### 1997-2000: 49ers – Offensive Coordinator/QBs Coach

- During this span, SF offense ranked third in total net yards (364.6 ypg), including third in rushing (131.4 ypg) and fifth in passing (233.2 ypg).
- In 1999, the 49ers boasted the NFL's No. 1 rush offense (130.9 ypg).
- In 1998, SF offense ranked No. 1 in the NFL (425.0 ypg), including first in rushing (159.0 ypg) and second in passing (266.0 ypg).

### 2004-12: Eagles – Offensive Coordinator/Asst. Head Coach

- Under Mornhinweg, 10 offensive players earned a total of 17 Pro Bowl honors. Philly set a then-franchise best with 6,386 total net yards in 2011.
- In his first season (2004) guiding the offense, Philadelphia advanced to Super Bowl XXXIX.

### 2013-14: NY Jets – Offensive Coordinator

- Jets ranked third in the NFL rush offense (138.7 ypg) during this span.
- In 2014, helped guide a rushing attack that finished third in the NFL (142.5 ypg) behind RBs Chris Ivory and Chris Johnson.

### 2016-18: Baltimore Ravens – Offensive Coordinator

- In 2016, QB Joe Flacco threw for a franchise-record 4,317 yards.
- Over 2017 season's last nine games, Baltimore scored the NFL's second-most points per contest (29.4). During this span, the Ravens also ranked No. 1 in fewest giveaways (5) and No. 2 in sacks allowed (10).

## TOP "O" UNDER HARBAUGH

The Ravens' Top 6 all-time single-game offensive outputs have come during the John Harbaugh/QB Joe Flacco Era, including a 496-yard performance vs. Miami with Marty Mornhinweg as O.C. in 2016.

### RAVENS TOP TOTAL NET YARDS (Single-Game History)

Yards	Game/Date	Results
553	09/25/11 at STL	W, 37-7
548	12/13/09 vs. Det.	W, 48-3
533	12/23/12 vs. NYG	W, 33-14
503	09/23/12 vs. NE	W, 31-30
501	09/13/09 vs. KC	W, 38-24
496	12/04/16 vs. Mia.	W, 38-6

### BALTIMORE RAVENS MOST TOTAL YARDS

(Since 2012 / Past Six Years)
12/23/12 vs. NYG . . . . . 533
09/23/12 vs. NE . . . . . 503
12/04/16 vs. Mia. . . . . 496
09/20/15 at Oak. . . . . 493
10/12/14 at TB . . . . . 475
09/28/14 vs. Car. . . . . 454

## RUN GAME QUICK HITS

- ✓ The Ravens' 11 rushing TDs in 2018 tie (Cle.) for the NFL's sixth most, entering Week 11. Alex Collins has a team-high 6 such scores.
- ✓ Since 2008, the Ravens' 151 rushing TDs rank seventh.
- ✓ Under Harbaugh, when rushing for at least 125 yards in a game, the Ravens have produced a 49-10 record. Baltimore is 28-6 when rushing for at least 150 yards during the Harbaugh Era.

## GOAL-TO-GO SUCCESS

The Ravens have scored TDs on 14 of their 17 goal-to-go situations this season, producing an 82.4% TD success mark, which ranks as the NFL's fifth-best figure. Cincinnati (86.7%) stands No. 2 in the league.

### GOAL-TO-GO / TOUCHDOWN SCORING PCT. (2018 Season)

Rk.	Team	Drives	Rush TDs	Pass TDs	Total TDs	Pct.
1.	Carolina	15	8	7	15	100.0
2.	Cincinnati	15	5	8	13	86.7
3.	New Orleans	27	13	10	23	85.2
4.	Pittsburgh	19	9	7	16	84.2
5.	Baltimore	17	9	5	14	82.4

## RAVENS POINT TRACKER

**11** – Rushing TDs by the Ravens in 2018, tying (Cle.) for the NFL's sixth most.

**21** – Minimum points the Ravens have scored in 16 of their last 18 games, scoring at least 27 seven times.

**25.0** – Points per game the Ravens have averaged in home games under John Harbaugh (the NFL's 11th most)

**27.3** – Points per game the Ravens have averaged at home since 2017, ranking as the NFL's sixth-best figure. (In 2018, Baltimore averages 28.3 ppg at home).

## PRIME PROTECTION

Since 2014 (a 73-game span), Baltimore's 120 sacks permitted rank as the NFL's second fewest. The Ravens have allowed zero sacks in 16 games since 2014, a mark that ties (two teams) as the NFL's second most.

### NFL'S FEWEST SACKS ALLOWED / SINCE 2014

Rk.	Team	Sacks
1.	New Orleans Saints	118
2.	Baltimore Ravens	120
3.	Pittsburgh Steelers	123

### ZERO SACKS ALLOWED / GAMES / SINCE 2014

Oakland Raiders . . . . .	17
Baltimore Ravens. . . . .	16
New York Giants . . . . .	16
Pittsburgh Steelers . . . . .	16





## ASSISTANT COACHES

### **JERRY ROSBURG**

#### **SPECIAL TEAMS COORD. / ASSOC. HEAD COACH**

In his 40th season coaching, Rosburg has guided an exceptional special teams group over his 10 years (2008-17) with the Ravens. Specifically in the past six full seasons (2012-17), the Ravens' ST units have consistently been acknowledged as one of the league's best. In the annual special teams report from senior NFL writer Rick Gosselin, Baltimore has ranked in the NFL's Top 5 for six-straight seasons (and is the only team to do so).

### **DON MARTINDALE**

#### **DEFENSIVE COORDINATOR**

"Wink" was promoted to "D" coordinator on Jan. 9, 2018 after six years working with Baltimore's LBs. Originally joining the Ravens in 2012, during the past six seasons, Martindale has guided and helped grow a number of standout linebackers, most notably ILB C.J. Mosley. Martindale was the Broncos' "D" coordinator in 2010, and in 2009, coached all four LBs in the 3-4 scheme.

### **MARTY MORNHINWEG**

#### **OFFENSIVE COORDINATOR**

Mornhinweg is in his third year as offensive coordinator, originally assuming the role in Week 6 of 2016. A 34-year coaching veteran and former NFL head coach (Lions), he has an extensive background coordinating offenses and tutoring QBs. Throughout his NFL career, five QBs have earned Pro Bowl honors under his direction: Michael Vick, Donovan McNabb, Jeff Garcia, Steve Young and Brett Favre.

### **GREG ROMAN**

#### **ASSISTANT HEAD COACH / TIGHT ENDS COACH**

Roman is in his second stint with the Ravens, re-joining the team in 2017. In the latter part of '17, Baltimore's offense made big strides, and following the season, he was promoted to assistant head coach/TEs coach. Since his first term in Baltimore (2006-07), he has been a successful NFL offensive coordinator both in San Francisco and Buffalo.

### **RICHARD ANGULO**

#### **ASSISTANT OFFENSIVE LINE COACH**

Angulo is in his fifth year with the Ravens and his second as the team's assistant offensive line coach. In 2017, he helped coach an offensive line that allowed the league's seventh-fewest sacks (27, tied with Minnesota). From 2015-16, he served as Baltimore's tight ends coach after being promoted from his original position of offensive coaching intern (2014).

### **ANDY BISCHOFF**

#### **OFFENSIVE ASSISTANT / TIGHT ENDS**

Bischoff is in his fourth year with the Ravens and continues his work with the TEs, while aiding "O" coordinator Marty Mornhinweg and assistant head coach Greg Roman, who also coaches the TEs.

### **RANDY BROWN**

#### **SPECIALISTS COACH**

Brown works directly with the kicking group – K Justin Tucker, P Sam Koch (holder) and LS Morgan Cox – and has coached five Pro Bowlers in Baltimore: Koch (2015), Cox (2015 & 2016), Tucker (2013 & 2016), K Billy Cundiff (2010) and K Matt Stover (last kicked for Ravens in 2008).

### **JOE CULLEN**

#### **DEFENSIVE LINE COACH**

Cullen enters his third year as the Ravens' defensive line coach. He originally joined the team in 2016 following two seasons with the Buccaneers in the same role. A D-line specialist, he has 29 years of experience, including 11 in the NFL with five teams (Bal., TB, Cle., Jax. and Det.).

### **JOE D'ALESSANDRIS**

#### **OFFENSIVE LINE COACH**

Pronounced *dell-ah-SAN-dress*, he is a 40-year coaching veteran who enters his second season as Baltimore's O-line coach. "Joe D" has extensive experience guiding and developing linemen, both in the collegiate ranks and pros. Since transitioning to the NFL in 2008, he's mentored players for the Chiefs, Bills, Chargers and Ravens.

### **BOBBY ENGRAM**

#### **WIDE RECEIVERS COACH**

Engram, who enjoyed a 14-year NFL playing career, is in his fifth season as the Ravens' WRs coach. In his third year (2016) guiding Baltimore's receivers, his group helped record the second-most net passing yards in team history (4,100), including a franchise-best 4,317 by QB Joe Flacco.

### **THOMAS HAMMOCK**

#### **RUNNING BACKS COACH**

Hammock is in his fifth year as the Ravens' RBs coach. In 2017, he helped guide RB Alex Collins to a breakout season, when the back tallied 973 rushing yards and 1,160 yards from scrimmage. Prior to joining the Ravens, he spent 11 years on the collegiate circuit, including three (2011-13) as Wisconsin's assistant HC/RBs/recruiting coordinator.

### **CHRIS HEWITT**

#### **SECONDARY COACH**

Hewitt enters his second season as the secondary coach after being promoted prior to the 2017 campaign. He previously served as the team's DBs coach from 2015-16 and the assistant secondary coach in 2014. In his seventh-overall year in Baltimore, he also spent two years (2012-13) helping guide the special teams unit led by Jerry Rosburg.

### **CHRIS HORTON**

#### **ASSISTANT SPECIAL TEAMS COACH**

Horton is in his third year as the Ravens' assistant special teams coach, working directly with Jerry Rosburg. Horton has helped Baltimore's special teams units

perform outstandingly in the three years he's been involved. In the annual special teams report from senior NFL writer Rick Gosselin, Baltimore has ranked in the NFL's Top 5 for six-straight seasons.

### **STERLING LUCAS**

#### **QUALITY CONTROL - DEFENSE**

Lucas is in his third year with the Ravens after being promoted to a defensive quality control coach in January 2018, with responsibilities that include finding tips/tendencies on opponent offenses, self-scouting and working with the LBs.

### **MIKE MACDONALD**

#### **LINEBACKERS COACH**

Macdonald is in his first season as the team's LBs coach. In his fifth year with the Ravens, he previously spent time as the defensive backs coach (2017) and as a defensive assistant (2015-16). He originally joined Baltimore in 2014 as a coaching intern.

### **JAMES URBAN**

#### **QUARTERBACKS COACH**

Urban joined the Ravens in 2018. A 15-year NFL coaching veteran, he spent the past seven seasons with AFC North rival Cincinnati, coaching the WRs. He entered the NFL with the Eagles in 2004. After five seasons in two roles under Andy Reid, he was promoted to QBs coach his final two years (2009-10), coaching Pro Bowlers Donovan McNabb (2009) and Michael Vick (2010).

### **CRAIG VER STEEG**

#### **SENIOR OFFENSIVE ASSISTANT**

Pronounced *ver-STEEG*, he is in his 11th year working with the Ravens. Ver Steeg, who owns 35 years of coaching experience, has an extensive background working with QBs, WRs and RBs. As one of John Harbaugh's original coaching hires (2008), he has assisted in game preparation, game and practice analysis and guiding players.

### **MATT WEISS**

#### **FOOTBALL STRATEGY COORD. / WRs**

Weiss is in his 10th season with the Ravens after assisting with the QBs from 2016-17. Prior to joining the offense, he coached on defense in a variety of roles, including CBs, assistant LBs and quality control. In addition to his coaching duties, he's responsible for leading coaching staff analytics, advising John Harbaugh on game management and scripting situational practice periods.

### **DREW WILKINS**

#### **ASST. DEFENSIVE LINE / OLBS**


Wilkins originally joined the Ravens in 2010 and was promoted to assistant D-line/OLBs coach in 2018. Wilkins, who spent three seasons (2014-16) as a defensive assistant, was responsible for weekly production of the defensive playbook, scouting reports, film breakdown and assisting with the development of the D-line in practice.



# OZZIE NEWSOME / PERSONNEL NOTES

## THE WIZARDRY OF OZ

**SEASONS**  
**RAVENS: 22**  
**NFL: 40**



Ozzie Newsome's legacy is unlike any the game has seen. Known throughout all of sports as a premier leader, Newsome is a Hall of Fame player, the architect of Baltimore's 2000 and 2012 Super Bowl championship teams and an elite personnel evaluator who became the NFL's first African American GM.

### OZZIE NEWSOME CAREER SNAPSHOT

- NFL's first African American General Manager (promoted in 2002)
- Architect of Ravens 2000 & 2012 Super Bowl Championship Teams
- NFL Executive of the Year (2000)
- Pro Football Hall of Fame (class of 1999)
- State of Alabama Hall of Fame (class of 1995)
- National Football Foundation College Hall of Fame and NCAA Hall of Fame (class of 1994)
- 13-Year NFL Tight End with Cleveland Browns (1978-90)
- Three-Time Pro Bowler (1981, 1984-85)
- Four-Time Cleveland Touchdown Club Offensive Player of the Year
- Current Member of Two Major NFL Policy-Making Groups: Competition Committee and Player Care Foundation Board

## FIRST-ROUND FINDS

Led by Ozzie Newsome, the Ravens have selected 24 players in the first round. These picks have earned 60 combined Pro Bowls, many All-Rookie honors, multiple Defensive Player of the Year Awards, two Super Bowl MVPs and two Hall of Fame enshrinements.

### RAVENS ALL-TIME FIRST-ROUND DRAFT PICKS

Year	Name	Pick	Pro Bowls
1996	T Jonathan Ogden*~	4	11
1996	LB Ray Lewis* ++ ~-	26	13
1997	LB Peter Boulware*	4	4
1998	CB Duane Starks*	10	
1999	CB Chris McAlister*	10	3
2000	RB Jamal Lewis* =	5	1
2000	WR Travis Taylor	10	
2001	TE Todd Heap*	31	2
2002	S Ed Reed* +	24	9
2003	OLB Terrell Suggs* +	10	7
2003	QB Kyle Boller	19	
2005	WR Mark Clayton*	22	
2006	DT Haloti Ngata*	12	5
2007	G Ben Grubbs*	29	2
2008	QB Joe Flacco^ ~	18	
2009	T Michael Oher*	23	
2011	CB Jimmy Smith	27	
2013	S Matt Elam	32	
2014	LB C.J. Mosley*	17	3
2015	WR Breshad Perriman	26	
2016	T Ronnie Stanley	6	
2017	CB Marlon Humphrey	16	
2018	TE Hayden Hurst	25	
2018	QB Lamar Jackson	32	

\* All-Rookie Team    ^ Rookie of the Year (NFL.com Fan Vote)  
 ~ Super Bowl MVP    + Defensive Player of the Year Awards  
 = Offensive Player of the Year Award    - Pro Football Hall of Fame

## HOMEGROWN PRO BOWLERS

Year Drafted (Rd.)	Name	Pro Bowls
1996 (1st)	LB Ray Lewis	13
1996 (1st)	T Jonathan Ogden	11
2002 (1st)	S Ed Reed	9
<b>2003 (1st)</b>	<b>OLB Terrell Suggs</b>	<b>7</b>
2007 (3rd)	G Marshal Yanda	6
2006 (1st)	DT Haloti Ngata	5
1997 (1st)	OLB Peter Boulware	4
1999 (1st)	CB Chris McAlister	3
2008 (2nd)	RB Ray Rice	3
2015 (RFA)	LS Morgan Cox #	2
2001 (1st)	TE Todd Heap	2
1996 (5th)	WR/RS Jermaine Lewis	2
2007 (4th)	FB Le'Ron McClain	2
<b>2014 (1st)</b>	<b>LB C.J. Mosley</b>	<b>3</b>
2000 (6th)	OLB Adalius Thomas	2
2012 (RFA)	K Justin Tucker #	2
2007 (1st)	G Ben Grubbs	1
2013 (4th)	FB Kyle Juszczyk	1
2006 (6th)	P Sam Koch	1
2000 (1st)	RB Jamal Lewis	1
2002 (RFA)	LB Bart Scott #	1

# Undrafted rookie free agent    **Bold** indicates 2017 Pro Bowler



**HOMEGROWN**  
**RAVENS PRO BOWL**  
**PLAYERS**



**RAVENS**  
**DRAFT PICKS**  
**To Earn Pro Bowls**



**RAVENS**  
**ROOKIE FREE AGENTS**  
**To Earn Pro Bowls**

### Ozzie's First Two Draft Choices: Jonathan Ogden & Ray Lewis – Hall of Fame Legends

According to ESPN Stats & Info, with Ray Lewis' 2018 Hall of Fame induction, it marks the first time that two players (Ogden & Lewis in 1996) were drafted in the same round by the same team and reached the HOF in their first year of eligibility.



# OZZIE NEWSOME / PERSONNEL NOTES

## AN ELITE CLUB

The Ravens have won two Super Bowls during their 22-year history, doing so in 2000 and 2012. Baltimore is one of four franchises to win multiple World Championships since 2000.



### MOST SUPER BOWL CHAMPIONSHIPS (Since 2000 Season)

Titles	Team	Seasons
5	New England Patriots	2001, '03-04, '14, '16
2	<b>Baltimore Ravens</b>	<b>2000, '12</b>
2	New York Giants	2007, '11
2	Pittsburgh Steelers	2005, '08

## CONSISTENT CONTENDERS

The Ravens have earned 10 playoff berths in their history (2014, 2012, 2011, 2010, 2009, 2008, 2006, 2003, 2001 & 2000). Baltimore's 11 berths from 2000-17 rank fourth in the AFC and seventh overall in the NFL.

### MOST NFL PLAYOFF BERTHS / 2000-17 / PAST 18 SEASONS

AFC	NFC
15 - New England	13 - Green Bay
13 - Indianapolis	11 - Philadelphia
12 - Pittsburgh	11 - Seattle
<b>10 - Baltimore</b>	

## PLAYOFFS SINCE 2008

Baltimore is one of eight teams to earn a playoff berth in six of the past 10 full seasons. In each of those respective playoff years, the Ravens won at least one playoff game.

### MOST PLAYOFF BERTHS / 2008-17 / PAST 10 SEASONS

Berths	Team	Seasons
9	New England Patriots	2009-17
8	Green Bay Packers	2009-16
7	Pittsburgh Steelers	2008, 2010-11, 2014-17
<b>6</b>	<b>Baltimore Ravens</b>	<b>2008-12, 2014</b>
6	Atlanta Falcons	2008, 2010-12, 2016-17
6	Cincinnati Bengals	2009, 2011-15
6	Indianapolis Colts	2008-10, 2012-14
6	Seattle Seahawks	2010, 2012-16

## RAVENS "20/20" CLUB

The "20/20 Club" includes members of the team's personnel staff who started with the Ravens as young assistants and grew into evaluators with more input. The term "20/20" refers to hiring 20-year-olds for \$20,000. But according to **Ozzie Newsome**: "The guys actually started when they were a little older than 20 and for more than \$20,000, but that's what we call them."

### RAVENS "20/20 CLUB" GRADUATES / CURRENT SCOUTS

Name	Joined Ravens	Current Title
George Kokinis (Cle.)	1991	Senior Personnel Assistant
Eric DeCosta	1996	Assistant General Manager
Joe Hortiz	1998	Director of College Scouting
Chad Alexander	1999	Asst. Dir. of Pro Personnel
Mark Azevedo	2005	Northeast Area Scout
David Blackburn	2007	West Area Scout
Andrew Raphael	2013	Southeast Area Scout
Brandon Berning	2015	Midwest/SW Area Scout
Joey Cleary	2015	College & Pro Scout

## UNDRAFTED GEMS

Undrafted rookies **LB Chris Board**, WR/RS Janarion Grant and CB Darius Williams made the Ravens' 2018 Week 1 roster. Their statuses marked the 15th-straight season a RFA has made Baltimore's roster, tying for the NFL's second-longest active streak.

### CONSECUTIVE SEASONS W/ ROOKIE FA ON WEEK 1 ROSTER (Current NFL Streaks)

Rk.	Team	Seasons
1.	Indianapolis Colts	20
2.	<b>Baltimore Ravens</b>	<b>15</b>
	Denver, New England	15

## ROOKIE FREE AGENTS

The Ravens have a history of unearthing rookie free agent gems. On their 2018 Week 11 roster, the Ravens have nine such players who were originally signed by the team as undrafted players.

### ORIGINAL RAVENS ROOKIE FA SIGNINGS / 2018 ROSTER

2010: LS Morgan Cox	2016: G/C Matt Skura
2012: K Justin Tucker	2017: FB/DL Patrick Ricard
2014: T James Hurst	2018: LB Chris Board
2016: LB Patrick Onwuasor	2018: RB Gus Edwards
2016: DT Michael Pierce	

## RAVENS FIND SUCCESS IN EVERY ROUND

**1st** → Jonathan Ogden ('96), Ray Lewis ('96), Peter Boulware ('97), Chris McAlister ('99), Jamal Lewis ('00), Todd Heap ('01), Ed Reed ('02), Terrell Suggs ('03), Haloti Ngata ('06), Joe Flacco ('08), Jimmy Smith ('11), C.J. Mosley ('14), Ronnie Stanley ('16), Marlon Humphrey ('17)

**2nd** → Jamie Sharper ('97), Ray Rice ('08), Torrey Smith ('11), Courtney Upshaw ('12), Kelechi Osemele ('12), Timmy Jernigan ('14)

**3rd** → Casey Rabach ('01), Marshal Yanda ('07), Lardarius Webb ('09), Brandon Williams ('13), Crockett Gillmore ('14)

**4th** → Edwin Mulitalo ('99), Jarret Johnson ('03), Le'Ron McClain ('07), Dennis Pitta ('10), Kyle Juszczyk ('13), Alex Lewis ('16), Tavon Young ('16)

**5th** → Jermaine Lewis ('96), Dawan Landry ('06), Arthur Jones ('10), Pernell McPhee ('11), Rick Wagner ('13), Matthew Judon ('16)

**6th** → Adalius Thomas ('00), Chester Taylor ('02), Sam Koch ('06), Haruki Nakamura ('08), Tyrod Taylor ('11), Maurice Canady ('16)

**7th** → DeAngelo Tyson ('12), Michael Campanaro ('14)

**RFA** → Mike Flynn ('97), Priest Holmes ('97), Will Demps ('02), Bart Scott ('02), Ma'ake Kemoeatu ('02), Jameel McClain ('08), Dannell Ellerbe ('09), Morgan Cox ('10), Justin Tucker ('12), James Hurst ('14), Zach Orr ('14), Patrick Onwuasor ('16), Michael Pierce ('16), Matt Skura ('16)





# IRONMEN & TURNOVER NOTES

## NFL IRONMEN

Among active NFL players, Ravens **P Sam Koch** (201) & **CB Brandon Carr** (169) each rank first at their respective positions for current streaks of most consecutive games played. Koch's streak also ranks as the longest in Ravens history.

### CONSECUTIVE GAMES PLAYED / CURRENT NFL STREAKS

PUNTERS		CORNERBACKS	
1. <b>Sam Koch (Bal.)</b> . . . . .	<b>201</b>	1. <b>Brandon Carr (Bal.)</b> . . .	<b>169</b>
2. Brett Kern (Ten.) . . . . .	169	2. Patrick Peterson (Ari.) . .	121
3. Dustin Colquitt (KC) . . . .	162	3. Chris Harris (Den.) . . . . .	103

## CARR IS THE IRON HORSE

Ravens **CB Brandon Carr's** 169-consecutive *starts* rank as the NFL's longest active streak among defensive players, and it stands second overall among all NFL players.

### NFL CONSECUTIVE GAMES STARTED / CURRENT STREAKS

Rk.	Player	Games
1.	Philip Rivers (LAC)	201
2.	<b>Brandon Carr (Bal.)</b>	<b>169</b>
3.	Glover Quin (Det.)	141
4.	Matt Ryan (Atl.)	140
5.	Patrick Peterson (Ari.)	121
6.	Matthew Stafford (Det.)	121
	Ryan Kerrigan (Was.)	121

## RAVENS IRONMEN

### RAVENS CONSECUTIVE GAMES PLAYED / CURRENT STREAKS

Rk.	Player	Games
1.	Sam Koch	201
2.	Justin Tucker	105
3.	Anthony Levine Sr.	89

### RAVENS CONSECUTIVE GAMES PLAYED / ALL-TIME STREAKS

Rk.	Player	Games	Years
1.	<b>Sam Koch</b>	<b>201</b>	<b>2006-present</b>
2.	Jarret Johnson	129	2003-11
3.	Joe Flacco	122	2008-2015
4.	Peter Boulware	111	1997-2003
5.	Matt Stover	110	2002-08

### BALTIMORE RAVENS MOST ALL-TIME GAMES PLAYED

Rk.	Player	Games	Years
1.	Ray Lewis	228	1996-2012
2.	<b>Terrell Suggs</b>	<b>222</b>	<b>2003-present</b>
3.	Matt Stover	207	1996-2008
4.	<b>Sam Koch</b>	<b>201</b>	<b>2006-present</b>
5.	Jonathan Ogden	177	1996-2007
6.	<b>Joe Flacco</b>	<b>163</b>	<b>2008-present</b>
7.	Ed Reed	160	2002-12
8.	<b>Marshal Yanda</b>	<b>155</b>	<b>2007-present</b>
9.	Jarret Johnson	143	2003-11
10.	Chris McAlister	135	1999-2008
	Haloti Ngata	135	2006-14
12.	Kelly Gregg	134	2001-10
13.	Mike Flynn	133	1998-2007
	Todd Heap	133	2001-10

## TURNOVER MARGIN SINCE 2008

Since **John Harbaugh's** 2008 Baltimore arrival, the Ravens have produced the NFL's sixth-best turnover differential (+42).

### NFL's TOP TURNOVER DIFFERENTIALS (Since 2008 / John Harbaugh Era)

Rk.	Team	Takeaways	Giveaways	Turnover Diff.
1.	New England	296	169	+127
2.	Green Bay	290	197	+93
3.	Kansas City	272	216	+56
4.	Seattle	273	222	+51
5.	Carolina	296	253	+43
6.	<b>Baltimore</b>	<b>273</b>	<b>231</b>	<b>+42</b>
7.	Atlanta	256	219	+37

\* Ravens (+17) ranked No. 1 in the NFL in 2017.

## TURNOVERS AT HOME

Baltimore owns a +55 differential *at home* during the **John Harbaugh** Era, ranking as the league's third-best mark.

### NFL's TOP TURNOVER DIFFERENTIALS / AT HOME (Since 2008 / John Harbaugh Era)

Rk.	Team	Takeaways	Giveaways	Turnover Diff.
1.	Green Bay	164	86	+78
2.	New England	156	82	+74
3.	<b>Baltimore</b>	<b>152</b>	<b>97</b>	<b>+55</b>
4.	Seattle	151	104	+47

## TURNOVER TABLE SINCE 2000

Year	TA/TO	Plus/Minus	Record
<b>2018</b>	<b>7/11</b>	<b>-4</b>	<b>4-5</b>
2017	34/17	+17	9-7
2016	28/23	+5	8-8
2015	14/28	-14	5-11
2014	22/20	+2	10-6
2013	24/29	-5	8-8
2012	25/16	+9	10-6
2011	26/24	+2	12-4
2010	27/20	+7	12-4
2009	32/22	+10	9-7
2008	34/21	+13	11-5
2007	23/40	-17	5-11
2006	40/23	+17	13-3
2005	26/36	-10	6-10
2004	34/23	+11	9-7
2003	41/38	+3	10-6
2002	31/32	-1	7-9
2001	28/36	-8	10-6
2000	49/26	+23	12-4
<b>Total</b>	<b>545/485</b>	<b>+60</b>	<b>170-127</b>

## RAVENS ARE...

Since 2000, here are the Ravens' records in a game:  
 When turnover ratio is +2 or better . . . . . 76-5  
 When turnover ratio is +1 or better . . . . . 111-17  
 When turnover ratio is even . . . . . 30-23  
 When turnover ratio is negative . . . . . 28-85

**Note:** Since 2000, the Ravens are 76-5 when posting at least a +2 turnover margin, with the only losses coming in 2010 (23-20 OT at NE), 2012 (24-23 at Phi.), 2014 (34-33 vs. SD) and 2016 (27-23 at NYG & 30-23 at NE).



# THAT M&T MAGIC



## AT HOME UNDER HARBAUGH

Under **John Harbaugh** (since 2008) the Ravens own the NFL's third-best home winning pct. (.726), going 61-23 at M&T Bank Stadium.

### NFL'S BEST REGULAR SEASON HOME RECORDS (John Harbaugh Era / Since 2008)

Rk.	Team	Record	Pct.
1.	New England Patriots	73-12	.859
2.	Green Bay Packers	63-20-2	.753
3.	<b>Baltimore Ravens</b>	<b>61-23</b>	<b>.726</b>
4.	Pittsburgh Steelers	61-24	.718
5.	New Orleans Saints	58-26	.690

## RAVENS STRONG AT HOME

Simply put, the Ravens have been strong at home since the day they arrived in Baltimore. Below are the Ravens' respective home records and corresponding NFL rankings during several periods.

### RAVENS HOME RECORDS / NFL RANKINGS

Time Period (Milestone)	Record	NFL Rank
Since 2010 (Past Eight-plus Seasons)	49-19	3
Since 2008 (John Harbaugh's Arrival)	61-23	3
Since 2000 (First Super Bowl Season)	107-41	2
Since 1998 (M&T Bank Stadium Opened)	115-49	3
Since 1996 (Team's Inception)	122-57-1	5

## AT HOME, RAVENS ARE...

- Under head coach **John Harbaugh**, the Ravens are 18-4 in November home games, producing the NFL's best such record. The Ravens have won 16 of their past 19 home games during the month.
- Baltimore is 7-1 at home in November against AFC North foes under Harbaugh. Overall under Harbaugh, the Ravens are 21-10 in home games played against AFC North foes.
- Under Harbaugh (since 2008), Baltimore has gone 16-5 against NFC teams at M&T Bank Stadium, producing the second-best home record by an AFC squad vs. the "other" conference. (Denver is 17-5.)
- Under Harbaugh, the Ravens are 17-2 in September home games. The Ravens have won 20 of their past 22 home games in the month of September (dating back to 2006).
- The Ravens are 16-8 at home in the month of December under Harbaugh and 36-16 in such games during their history.
- Baltimore has won 16 of its last 23 home games vs. AFC North foes.
- Baltimore has won 19 of its last 24 home games vs. NFC teams.
- The Ravens are 12-3 at home all time against teams from the *West Coast* (Oak. – 5-1, SD – 3-1, SF – 2-0 and Sea. – 2-1).
- In their history, the Ravens have hosted 18 games when the temperature was below 40 degrees. Baltimore is 15-3 in these games.

## TOP "D" AT HOME

Baltimore has permitted an NFL-best 16.6 ppg at home during the **John Harbaugh** Era. Under "Harbs," the Ravens are 30-0 at home when allowing 10 points or fewer. In 19 of those games, the Ravens gave up no more than 7 points.

### FEWEST POINTS/GAME ALLOWED AT HOME (Since 2008)

Rk.	Team	PPG
1.	<b>Baltimore</b> . . . . .	<b>16.6</b>
2.	Seattle . . . . .	18.3
3.	New England . . . . .	18.7

## RAVENS DEFENSE AT HOME (SINCE 2008)



**16.6**  
Points Per Game Allowed  
(NFL's Fewest)



**74.1**  
Opponent Passer Rating  
(NFL's Best)



**299.3**  
Yards Per Game Allowed  
(NFL's Best)

## M&T BANK STADIUM FAST FACTS

- ✓ Dating back to 2008, the Ravens have outscored opponents 2,101 to 1,391 at home. In their 61 wins during this span, the margin of victory has been a strong 14.5 points per game.
- ✓ The Ravens own a +710 point differential at home under John Harbaugh, ranking No. 3 in the NFL (NE is +1,048 & GB is +800).
- ✓ In the 47-3 Week 1 win over Buffalo, Baltimore allowed 3 or fewer points at home for the fifth time under John Harbaugh.

## QUITE THE HOME HISTORY

The Ravens' "D" has been stout at home for many seasons. Since 2003, Baltimore ranks first in fewest points allowed per game (16.4) among home teams. The Ravens have also registered the top mark in terms of fewest yards allowed per game (293.2).

### BEST NFL DEFENSES AT HOME / SINCE 2003

TOTAL DEFENSE (Fewest Yards Allowed)
1. <b>Baltimore</b> . . . . . 293.2
2. Pittsburgh . . . . . 298.6
3. NY Jets . . . . . 309.2

POINTS PER GAME (Fewest Allowed)
1. <b>Baltimore</b> . . . . . 16.4
2. New England . . . . . 17.2
3. Seattle . . . . . 17.9

INTERCEPTIONS (Most in NFL)
1. Cincinnati . . . . . 154
2. <b>Baltimore</b> . . . . . 153
3. GB/NE . . . . . 151

SACKS (Most in NFL)
1. Minnesota . . . . . 348
2. <b>Baltimore</b> . . . . . 331
3. Pittsburgh . . . . . 328



# ALL-TIME RESULTS / TRENDS

## RAVENS ALL-TIME RECORDS

	<u>Overall Record</u>	<u>Home</u>	<u>Away</u>
Overall	194-166-1	122-57-1	72-109
In M&T Bank Stadium (since 1998)	115-49	115-49	n/a
Coached by Ted Marchibroda	16-31-1	11-12-1	5-19
Coached by Brian Billick	80-64	50-22	30-42
Coached by John Harbaugh	98-71	61-23	37-48
vs. AFC Teams	151-128	95-50	56-78
vs. AFC North	56-44	33-16	23-28
vs. AFC Central (1996-2001)	26-28	13-14	13-14
vs. AFC East	23-21	17-5	6-16
vs. AFC South	18-17	12-5	6-12
vs. AFC West	24-18	16-7	8-11
vs. NFC Teams	48-39-1	32-10-1	16-29
vs. NFC North	8-8	6-2	2-6
vs. NFC Central (1996-2001)	3-5	3-1	0-4
vs. NFC East	13-9-1	8-2-1	5-7
vs. NFC South	10-8	5-4	5-4
vs. NFC West	14-9	10-1	4-8
On Monday Night Football	12-11	5-2	7-9
On Thursday Night Football	7-5	6-1	1-4
On Saturday	3-1	2-0	1-1
In Overtime	12-12-1	7-4-1	5-8
Ravens Shutout Wins	14-0	6-0	8-0
In Season Openers	12-11	8-4	4-7
Indoors	6-15	n/a	6-15
<b>Note:</b> Baltimore has played in Houston's Reliant/NRG Stadium five times (3-2), Indy's Lucas Oil Stadium twice (0-2) and Dallas' Texas Stadium once (1-0). Three of those games at Reliant Stadium (12/13/10, 10/21/12 & 12/21/14) came when the roof was closed, meaning those games were "indoors," while the other games listed are considered "outdoors" due to open roofs.			
In August	0-1	0-1	0-0
In September	48-30	31-7	17-23
In October	36-52	19-20	17-32
In November	55-39-1	33-13-1	22-26
In December	50-40	36-16	14-24
In January	5-4	3-0	2-4

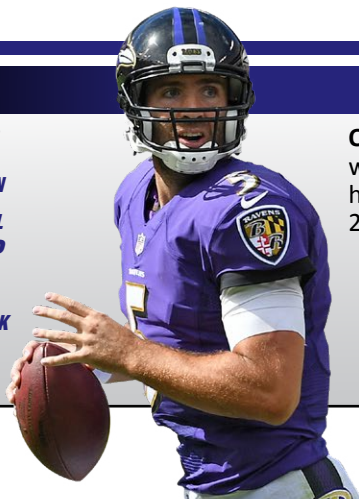
## RAVENS RESULTS WHEN...

<u>Team</u>	<u>Since 2000</u>	<u>Since 2008</u>	<u>2018</u>
Record	170-127	98-71	4-5
vs. AFC North (since 2002)	56-44	38-26	1-3
vs. AFC	129-95	75-52	4-3
vs. NFC	41-32	23-19	0-2
Home	107-41	62-23	2-2
Away	63-86	37-48	2-3
On grass	80-69	42-33	4-4
Artificial turf	90-58	56-38	0-1
Outdoors	165-115	92-63	4-5
Indoors	5-12	4-7	0-0
September	40-23	25-12	3-1
October	33-41	17-25	1-3
November	50-27	30-13	0-1
December	42-33	23-19	0-0
January	5-3	3-2	0-0
Leading at halftime	133-24	78-18	3-1
Trailing at halftime	27-90	14-48	0-4
Tied at halftime	10-13	6-5	1-0
Tied after 3 quarters	3-6	1-2	0-0
Leading After 3 quarters	145-18	87-16	4-1
Trailing after 3 quarters	23-102	10-56	0-4
Decided by 7 points or less	70-70	39-46	0-3
Decided by 3 points or less	39-40	23-26	0-2
When scoring first	119-39	73-24	3-4
When not scoring first	52-88	25-47	1-1
Positive or even turnover ratio	142-41	78-29	3-2
Negative turnover ratio	28-86	20-42	1-3
Winning penalty ratio	77-53	46-27	2-4
Losing penalty ratio	81-64	44-36	2-1
Overtime	9-10	6-7	0-1
When returning a KOR for a TD	5-3	5-2	0-0
When returning a PR for a TD	8-3	4-1	0-0

<u>Offense</u>	<u>Since 2000</u>	<u>Since 2008</u>	<u>2018</u>
Scoring 20 or more points	132-46	31-31	4-3
Scoring 30 or more points	56-7	36-5	1-0
Having 20 or more first downs	77-49	55-30	4-4
Totaling 350 or more net yards	77-41	52-26	3-3
At least 35 minutes time of poss.	44-7	24-5	3-0
Rushing for 150 or more yards	53-14	28-6	0-0
When not throwing an INT	94-22	56-15	2-2
With a 100-yard rusher	52-21	24-8	0-0
Without a 100-yard rusher	118-106	74-63	4-5
With a 100-yard receiver	38-23	25-16	1-1
Without a 100-yard receiver	132-104	73-55	3-4
With a 300-yard passer	22-19	19-14	1-1
Without a 300-yard passer	148-108	79-57	3-4
<u>Defense</u>	<u>Since 2000</u>	<u>Since 2008</u>	<u>2018</u>
When scoring a defensive TD	42-7	20-5	0-0
When returning an INT for a TD	33-3	15-2	0-0
When returning a fumble for a TD	9-4	5-3	0-0
Recording 3 or more sacks	93-38	47-24	3-1
Holding opp. under 250 net yards	50-6	34-6	2-0
Holding opp. under 21 points	137-36	81-15	4-1
Holding opp. under 15 points	108-16	60-7	4-1
Allowing a 100-yard rusher	17-28	10-17	0-1
Not allowing a 100-yard rusher	152-100	88-54	4-4
Allowing a 100-yard receiver	35-39	18-23	0-0
Not allowing a 100-yard receiver	136-87	80-48	4-5
Allowing a 300-yard passer	22-26	14-18	0-1
Not allowing a 300-yard passer	147-101	84-53	4-4



# JOE FLACCO NOTES



## THE FRANCHISE QUARTERBACK

### 5 FLACCO

11TH SEASON

SUPER BOWL  
XLVII MVP

6-6, 245  
QUARTERBACK

QB Joe Flacco is the Ravens' all-time leading passer in every major category. Flacco, who led Baltimore to a Super Bowl XLVII victory in 2012 (and earned game MVP honors), is in his 11th NFL campaign. In nine games this season, Flacco has completed 232 of 379 passes (61.2%) for 2,465 yards, 12 TDs and 6 INTs (84.2 rating).

### RAVENS CAREER PASSING LEADERS

Rk.	Player	G	Att	Cmp	Pct	Yards	TDs	INTs	Rate
1.	Joe Flacco	163	5,670	3,499	61.7	38,245	212	136	84.1
2.	Kyle Boller	53	1,311	746	56.9	7,846	45	44	71.9
3.	V. Testaverde	29	1,019	596	58.5	7,148	51	34	82.8

## PLAYOFF PERFECTION

Super Bowl XLVII MVP QB Joe Flacco was masterful during the Ravens' 2012 playoff run, completing 73 of 126 passes for 1,140 yards, 11 TDs and 0 INTs to produce a 117.2 passer rating. Flacco joined Hall of Fame QB Joe Montana (1989) as the only players to produce 11 TDs and 0 INTs during an NFL postseason.

### JOE FLACCO STATISTICS / 2012 PLAYOFFS

Game (Opp./Rd.)	Cmp-Att	Pct.	Yards	TDs	INTs	Rate
1/06/13 vs. Ind. (WC)	12-23	52.2	282	2	0	125.6
1/12/13 at Den. (Div.)	18-34	52.9	331	3	0	116.2
1/20/13 at NE (AFC)	21-36	58.3	240	3	0	106.3
2/03/13 at SF (SB)	22-33	66.6	287	3	0	124.2
<b>Totals (Record: 4-0)</b>	<b>73-126</b>	<b>57.9</b>	<b>1,140</b>	<b>11</b>	<b>0</b>	<b>117.2</b>

## FLACCO POSTSEASON QUICK HITS

- ✓ Flacco, Joe Montana (1989) and Kurt Warner (2008) are the only QBs in NFL history to throw 11 TDs in a single postseason. Neither Flacco nor Montana threw an INT.
- ✓ In the Ravens' last 10 playoff games (since 2010), Flacco is 196-of-327 for 2,563 yards, 24 TDs and 4 INTs (104.1 rating). He has led the Ravens to a 7-3 record in these contests.
- ✓ In Baltimore's last six playoff games (5-1 record), Flacco has thrown 17 TDs and 2 INTs. Completing 119 of 200 passes for 1,691 yards, he owns a magnificent 111.1 QB rating.
- ✓ Flacco has thrown at least 2 TDs in eight-straight playoff games, marking the longest streak in NFL postseason history.

## QUARTERBACK WINS

### MOST TOTAL WINS BY QBs (Includes Playoffs / Since 2008)

Rk.	Player	Record
1.	Tom Brady	130-41
2.	Ben Roethlisberger	110-55-1
3.	Drew Brees	109-68
4.	Aaron Rodgers	107-59-1
5.	Joe Flacco	106-72

### MOST REGULAR SEASON WINS BY QBs (First SEVEN Seasons / NFL History)

Rk.	Player	Wins
1.	Joe Flacco (2008-14)	72
2.	Tom Brady (2000-06)	70
3.	Ben Roethlisberger (2004-10)	69

### MOST REGULAR SEASON WINS BY QBs (First EIGHT Seasons / NFL History)

Rk.	Player	Wins
1.	Tom Brady (2000-07)	86
2.	Ben Roethlisberger (2004-11)	80
	Peyton Manning (1998-2005)	80
4.	Jim Kelly (1986-93)	76
5.	Joe Flacco (2008-15)	75

### MOST REGULAR SEASON WINS BY QBs (First NINE Seasons / NFL History)

Rk.	Player	Wins
1.	Peyton Manning (1998-2006)	92
2.	Tom Brady (2000-08)	87
	Ben Roethlisberger (2004-12)	87
4.	Matt Ryan (2008-16)	85
5.	Joe Flacco (2008-16)	83
	Jim Kelly (1986-94)	83

## QB PLAYOFF VICTORIES

### PLAYOFF WINS (ACTIVE QBs / SINCE 2008)

1.	Tom Brady	13
2.	Joe Flacco	10
3.	Aaron Rodgers	9
4.	Ben Roethlisberger	8
	Russell Wilson	8

### ROAD PLAYOFF WINS (BY QBs / NFL HISTORY)

1.	Joe Flacco	7
2.	E. Manning, A. Rodgers	5
	B. Roethlisberger	5
5.	L. Dawson, J. Delhomme	4
	M. Sanchez, R. Staubach	4

## QB/HC DUOS

### MOST REGULAR SEASON STARTS BY A QUARTERBACK / ENTIRE CAREER WITH SAME HEAD COACH (NFL History)

Rk.	Quarterback/Head Coach (Years)	Starts
1.	Tom Brady/Bill Belichick (2001-present)	261
2.	Joe Flacco/John Harbaugh (2008-present)	163
3.	Terry Bradshaw/Chuck Knoll (1970-83)	158

## FLACCO AT HOME

13-1

Touchdowns to interceptions ratio for QB Joe Flacco in his last nine home games. He has a 93.1 rating, completing 63.8% of his passes and averaging 216.6 yards per game.

90.5

Career passer rating for QB Joe Flacco in 81 career home games (60-21), averaging 240 passing yards per contest, with 116 TDs and 52 INTs, and producing 7.15 yards per attempt.



# JOE FLACCO NOTES

## JOE'S RAVENS PASSING RECORDS

### 300-YARD PASSING GAMES (Ravens Single Seasons)

Rk.	Player (Year)	Games
1.	Joe Flacco (2015)	5
	Joe Flacco (2014)	5
	Joe Flacco (2012)	5
	Vinny Testaverde (1996)	5
5.	Joe Flacco (2016, 2011)	4

### 300-YARD PASSING GAMES (Ravens Career History)

Rk.	Player (Year)	Games
1.	Joe Flacco (2008-18)	32
2.	Vinny Testaverde (1996-97)	8
3.	Steve McNair (2006-07)	2
	Jeff Blake (2002)	2
	Eric Zeier (1996-97)	2

### MOST PASSES WITHOUT AN INT (Ravens History)

Rk.	Player (Year)	Passes
1.	Joe Flacco (2016)	176
2.	Eric Zeier (1997-98)	175
3.	Steve McNair (2006)	162
4.	Joe Flacco (2010)	137
5.	Joe Flacco (2014, 2012)	126

## MORE RAVENS RECORDS

### RAVENS SINGLE-GAME PASSING YARDS

Yards	Player	(Opp./Date)
429	Vinny Testaverde	vs. STL, 10/27/96
389	Joe Flacco	at STL, 9/25/11
385	Joe Flacco	at Min., 10/18/09
384	Joe Flacco	at Oak., 9/20/15
382	Joe Flacco	vs. NE, 9/23/12

### RAVENS SINGLE-SEASON PASSING YARDS

Rk.	Player (Year)	Cmp-Att	Pct.	Yards	TD	INT	Rate
1.	Joe Flacco ('16)	436-672	64.9	4,317	20	15	83.5
2.	V. Testaverde ('96)	325-549	59.2	4,177	33	19	88.7
3.	Joe Flacco ('14)	344-554	62.0	3,986	27	12	91.0
4.	Joe Flacco ('13)	362-614	59.0	3,912	19	22	73.1
5.	Joe Flacco ('12)	317-531	59.7	3,817	22	10	87.7

## QUARTERBACK IRONMAN

### MOST CONSECUTIVE STARTS / QUARTERBACKS / NFL HISTORY

Rk.	Player (Years)	Games
1.	Brett Favre (1992-2010)	297
2.	Eli Manning (2004-17)	210
3.	Peyton Manning (1998-2011)	208
4.	Philip Rivers (2006-present)	201
5.	Matt Ryan (2009-present)	140
6.	Joe Flacco (2008-15)	122

## 2018: FLACCO IS 11TH

QB Joe Flacco (2,465) ranks 11th in the NFL in passing yards, entering Week 11. The yards mark the second most (2,492 in 2015) he's ever produced through a season's first nine games in leading the Ravens' ninth-ranked passing attack (273.9 ypg).

## RAVENS RECORD & FLACCO...

With 300 passing yards . . . . .	19-13	With at least a 100 QB rating . . .	42-6	vs. AFC North . . . . .	36-25	In October . . . . .	17-25
With 3-or-more TD passes . . . . .	14-3	With at least a 110 QB rating . . .	23-3	vs. AFC . . . . .	73-49	In November . . . . .	29-13
When not throwing an INT . . . . .	57-16	When not sacked . . . . .	19-6	vs. NFC . . . . .	23-18	In December/January . . . . .	25-17
With at least 4 comps. 25+ yards . .	9-4	Playing in < 40 degree weather . .	12-8	In September . . . . .	25-12	In season's final four games . .	22-14

## GAME-WINNING DRIVES: 26 (24 REGULAR SEASON & 2 PLAYOFFS)

### GAME-WINNING DRIVES IN FOURTH QUARTER OR OVERTIME (26 TOTAL)

Date/Opp.	Drive Length	Scoring Play	Time Left	Score
11/02/08 at Cle.	5 plays, 59 yards in 1:54	Stover 22-yard field goal	5:36	30-27
01/10/09 at Ten. (Div.)	9 plays, 51 yards in 3:30	Stover 43-yard field goal	0:53	13-10
09/13/09 vs. KC	8 plays, 74 yards in 3:15	Clayton 31-yard pass from Flacco	2:06	38-24
11/29/09 vs. Pit.	6 plays, 17 yards in 3:23	Cundiff 29-yard field goal	6:42 (OT)	20-17
09/26/10 vs. Cle.	10 plays, 69 yards in 5:41	Boldin 27-yard pass from Flacco	9:13	21-17
10/03/10 at Pit.	4 plays, 40 yards in 0:36	Houshmandzadeh 18-yard pass from Flacco	0:32	17-14
10/24/10 vs. Buf.	4 plays, 9 yards in 1:58	Cundiff 38-yard field goal	10:54 (OT)	37-34
12/19/10 vs. NO	5 plays, 66 yards in 1:31	Cundiff 32-yard field goal	10:03	27-24 (30-24 final)
10/30/11 vs. Ari.	5 plays, 37 yards in 0:52	Cundiff 25-yard field goal	0:00	30-27
11/06/11 at Pit.	13 plays, 92 yards in 2:16	T. Smith 26-yard pass from Flacco	0:08	23-20
11/24/11 vs. SF	16 plays, 76 yards in 7:34	Pitta 8-yard pass from Flacco	14:56	13-6 (16-6 final)
09/23/12 vs. NE	7 plays, 70 yards in 1:55	Tucker 27-yard field goal	0:00	31-30
11/04/12 at Cle.	9 plays, 81 yards in 4:22	T. Smith 19-yard pass from Flacco	4:26	22-15 (25-15 final)
11/25/12 at SD	12 plays, 40 yards in 3:09	Tucker 38-yard field goal	0:00	13-13
	12 plays, 69 yards in 3:49	Tucker 38-yard field goal	1:07 (OT)	16-13
01/12/13 at Den. (Div.)	3 plays, 77 yards in :38	J. Jones 70-yard pass from Flacco	0:31	35-35
	6 plays, 16 yards in 2:33	Tucker 47-yard field goal	13:18 (2OT)	38-35
10/06/13 at Mia.	7 plays, 34 yards in 2:25	Tucker 44-yard field goal	1:42	26-23
11/10/13 vs. Cin.	8 plays, 28 yards in 4:34	Tucker 46-yard field goal	5:27 (OT)	20-17
12/08/13 vs. Min.	5 plays, 80 yards in 0:41	M. Brown 9-yard pass from Flacco	0:04	29-26
12/16/13 at Det.	7 plays, 24 yards in 1:43	Tucker 61-yard field goal	0:38	18-16
09/21/14 at Cle.	6 plays, 37 yards in 1:58	Tucker 32-yard field goal	0:00	23-21
12/28/14 vs. Cle.	2 plays, 69 yards in :50	T. Smith 16-yard pass from Flacco	7:33	13-10 (20-10 final)
10/01/15 at Pit.	7 plays, 45 yards in :58	J. Tucker 42-yard field goal	0:03	20-20
	8 plays, 32 yards in 4:33	J. Tucker 52-yard field goal	5:08 (OT)	23-20
11/01/15 vs. SD	9 plays, 59 yards in 2:27	J. Tucker 39-yard field goal	0:00	29-26
11/22/15 vs. STL	5 plays, 12 yards in :54	J. Tucker 47-yard field goal	0:00	16-13
09/18/16 at Cle.	5 plays, 27 yards in 2:35	J. Tucker 49-yard field goal	11:19	22-20 (25-20 final)
09/25/16 at Jax.	8 plays, 22 yards in 1:57	J. Tucker 54-yard field goal	1:02	19-17

# TERRELL SUGGS NOTES



**55 SUGGS**  
**16TH SEASON**  
**7 PRO BOWLS**  
**2011 NFL DPOY**  
**6-3, 265**  
**OUTSIDE LINEBACKER**

## SUGGS SIZZLES

**OLB Terrell Suggs**, the 2011 Defensive Player of the Year and Ravens' all-time sacks leader (131), produced a team-high 11 sacks (his seventh year with double-digit totals) during the 2017 campaign, earning his seventh Pro Bowl honor. "Sizzle" also ranks No. 2 in career Ravens tackles (929).

### RAVENS ALL-TIME SACKS

Rk.	Player (Years)	Sacks
1.	<b>Terrell Suggs (2003-18)</b>	<b>131.0</b>
2.	Peter Boulware (1997-2005)	70.0
3.	Michael McCrary (1997-2002)	51.0
4.	Ray Lewis (1996-2012)	41.5
5.	Adalius Thomas (2000-06)	38.5

### RAVENS ALL-TIME TACKLES

Rk.	Player (Years)	Tackles
1.	Ray Lewis (1996-2012)	2,643
2.	<b>Terrell Suggs (2003-18)</b>	<b>929</b>
3.	Kelly Gregg (2001-10)	721
4.	Ed Reed (2002-12)	661
5.	C.J. Mosley (2014-18)	528
	Haloti Ngata (2006-14)	528

*"It's a no-brainer. He's such a phenomenal football player and leader. Everything he brings to the game of football is special."  
 – Ben Roethlisberger, Steelers QB, on if Terrell Suggs should be a Hall of Fame player*

## SUGGS' STANDINGS

### SUGGS' CAREER SACKS (Most vs. a Single Team)

1. Cleveland Browns ..... 19
2. Pittsburgh Steelers ..... 15
3. **Cincinnati Bengals ... 12.5**
4. Miami Dolphins ..... 8.5

**Note:** Including playoffs, Suggs has totaled 20 sacks vs. Pittsburgh.

### RAVENS SACKS LEADERS (2018 Season)

1. **Terrell Suggs** ..... **5.5**
- Za'Darius Smith ..... 5.5
3. Matthew Judon ..... 2.5
- Kenny Young ..... 2.5
5. Patrick Onwuasor ..... 2
- T. Williams, T. Young .... 2

### RAVENS SACKS LEADERS (Single-Season Records)

1. Elvis Dumervil (2014) ..... 17
2. Peter Boulware (2001) ..... 15
3. Michael McCrary (1998) .. 14.5
4. **Terrell Suggs (2011)** ..... **14**
5. Trevor Pryce (2006) ..... 13
6. **Terrell Suggs (2014, 2003)** .. **12**

### RAVENS FORCED FUMBLES (Career Leaders)

1. **Terrell Suggs** ..... **37**
2. Ray Lewis ..... 20
3. Adalius Thomas ..... 17
4. Peter Boulware ..... 13
5. Ed Reed ..... 11
6. Jarret Johnson ..... 9

## ALL-TIME NFL SACK LEADERS

**OLB Terrell Suggs'** 131 career sacks rank second among active players and stand as the 15th most in NFL history.

### NFL SACKS LEADERS / ALL TIME

Rk.	Player	Sacks
1.	Bruce Smith*	200.0
2.	Reggie White*	198.0
3.	Kevin Greene*	160.0
4.	Julius Peppers (active)	157.5
5.	Chris Doleman*	150.5
6.	Michael Strahan*	141.5
7.	Jason Taylor*	139.5
8.	DeMarcus Ware	138.5
9.	Richard Dent*	137.5
	John Randle*	137.5
11.	Jared Allen	136.0
12.	John Abraham	133.5
13.	Leslie O'Neal	132.5
	Lawrence Taylor*	132.5
15.	<b>Terrell Suggs (active)</b>	<b>131.0</b>
16.	Rickey Jackson*	128.0
17.	Derrick Thomas*	126.5

\* Pro Football Hall of Famer



**Suggs' Career Sacks**  
(15th All Time)



**Defenders w/ Most Sacks for a Franchise**

Bruce Smith (Buf.)	171
Michael Strahan (NYG)	141.5
Lawrence Taylor (NYG)	132.5
<b>Terrell Suggs (Bal.)</b>	<b>131</b>
Jason Taylor (Mia.)	131

## A PLAYOFF PERFORMER

**OLB Terrell Suggs** has posted 12.5 sacks in the playoffs, producing a mark that ranks third in all-time NFL postseason history.

### NFL POSTSEASON SACKS LEADERS / ALL TIME

Rk.	Player	Sacks	Yards
1.	Willie McGinest	16.0	113.5
2.	Bruce Smith	14.5	109.5
3.	<b>Terrell Suggs</b>	<b>12.5</b>	<b>79.0</b>

## VETERAN DEFENDERS

### MOST REGULAR SEASON GAMES PLAYED (Active NFL Defenders)

Rk.	Player (Year Entered NFL)	Games
1.	DE Julius Peppers (2002)	259
2.	<b>OLB Terrell Suggs (2003)</b>	<b>222</b>
3.	S Mike Adams (2004)	215

## SUGGS A STRIP-SACK ARTIST

### MOST CAREER STRIP-SACKS (Active NFL Defenders)

Rk.	Players	Strip-Sacks
1.	Julius Peppers (Car.)	39
2.	<b>Terrell Suggs (Bal.)</b>	<b>31</b>

**Note:** Suggs tallied 4 strip-sacks in 2017.

- ✓ *The Ravens are 75-32 all time when Suggs records at least a half-sack, 20-1 when he tallies 2-or-more sacks and 5-0 when he has 3 sacks.*
- ✓ *Suggs is the only active NFL player with 900 tackles, 100 sacks & 30 FFs.*





# C.J. MOSLEY NOTES

## AN ELITE PAIR

NFL DEFENDERS W/ 500 TACKLES, 8 INTs & 8 SACKS  
(Since 2014)

Player (Team)	Tackles	INTs	Sacks
Luke Kuechly (Car.)	570	10	9.5
<b>C.J. Mosley (Bal.)</b>	<b>528</b>	<b>8</b>	<b>8.0</b>



**57 MOSLEY**  
**5TH SEASON**  
**3 PRO BOWLS**  
**6-2, 250**  
**INSIDE LINEBACKER**

## C.J.'s STOPS

LB **C.J. Mosley**, Baltimore's 2014 first-round draft pick and a three-time Pro Bowler (including in 2017), owns the NFL's fifth-most total tackles (528) over the past five seasons.

### NFL'S TACKLE LEADERS (Since 2014)

Rk.	Player (Team)	Tackles
1.	Bobby Wagner (Sea.)	583
2.	Luke Kuechly (Car.)	570
3.	Lavonte David (TB)	552
4.	Preston Brown (Cin.)	546
<b>5.</b>	<b>C.J. Mosley (Bal.)</b>	<b>528</b>
6.	Telvin Smith Sr. (Jax.)	520
7.	Demario Davis (NO)	505
8.	K.J. Wright (Sea.)	470
9.	Christian Kirksey (Cle.)	552
10.	Lawrence Timmons (FA)	449

## A TACKLE MACHINE

In Week 7 vs. NO, LB **C.J. Mosley** surpassed the 500-tackle milestone by posting a career-high 16 stops. He now has 528 tackles, tying for fifth most in franchise history.

### RAVENS TACKLES LEADERS / FRANCHISE HISTORY

Rk.	Player (Years)	Tackles
1.	Ray Lewis (1996-2012)	2,643
2.	Terrell Suggs (2003-present)	927
3.	Kelly Gregg (2001-10)	721
4.	Ed Reed (2002-12)	661
<b>5.</b>	<b>C.J. Mosley (2014-present)</b>	<b>528</b>
	Haloti Ngata (2006-14)	528
7.	Jarret Johnson (2003-11)	523
8.	Jamie Sharper (1997-2001)	522

## MOSLEY QUICK HITS

- ✓ In 2017, LB **C.J. Mosley** tallied 132 total tackles, 11 TFL, 2 INTs (1 for a 63-yard TD), 1 sack, 3 FRs and 3 FFs to earn his third Pro Bowl honor.
- ✓ Mosley was the NFL's only player with at least 125 tackles, 3 sacks and 2 INTs in 2014, when he finished second to DT Aaron Donald in the 2014 NFL Defensive Rookie of the Year voting.
- ✓ Mosley (2014), Daryl Smith (2013) & Ray Lewis (1998, 1999, 2000 & 2001) are the only Raven defenders to register at least 115 tackles, 3 sacks and 2 INTs in a single season.
- ✓ Mosley is the first-ever Ravens rookie to earn Pro Bowl honors (2014).



Total Tackles  
NFL's Fifth Most  
Since 2014



Total Tackles  
Ravens Most  
in 2018



2017 NFL Defenders  
w/ 120 tackles, 10 TFL, 2 INTs & 1 sack  
(Mosley, Deion Jones & Bobby Wagner)



Career-High Tackles  
by Mosley in Week 7's  
2018 Game vs. NO

## 'BACKER THEFTS

LB **C.J. Mosley** has produced the NFL's second-most INTs by a linebacker (8, tied) since he entered the NFL in 2014. Mosley had 2 thefts in 2017, including a 63-yard pick-6 in Week 8 vs. the Dolphins.

### INTS / NFL LINEBACKERS (Since 2014)

1.	Luke Kuechly (Car.)	10
<b>2.</b>	<b>C.J. Mosley (Bal.)</b>	<b>8</b>
	Telvin Smith Sr.	8
4.	Five Players	7
9.	Four Players	6

### INTS / RAVENS LINEBACKERS (All-Time Career Leaders)

1.	Ray Lewis	31
<b>2.</b>	<b>C.J. Mosley</b>	<b>8</b>
3.	Terrell Suggs	7
4.	Adalius Thomas	6
5.	Daryl Smith	5

### INTS / RAVENS LINEBACKERS (Single-Season History)

1.	Ray Lewis (2003)	6
<b>2.</b>	<b>C.J. Mosley (2016)</b>	<b>4</b>
3.	Zachary Orr (2016)	3
	Ray Lewis (3 times)	3
	Daryl Smith (2013)	3



# YANDA, B. WILLIAMS & JUDON NOTES



## STANDING GUARD

**73 YANDA**  
12TH SEASON  
6 Pro Bowls  
6-3, 305  
GUARD

**G Marshal Yanda**, considered one of the greatest players to ever wear a Ravens uniform and an elite NFL lineman, has been to six-career Pro Bowls, which stand fifth in franchise history. In Week 1 vs. Buffalo, he helped the Ravens post the third-largest margin of victory (+44) in team history in a 47-3 win.

### MOST PRO BOWLS (Ravens History)

LB Ray Lewis . . . . .	13
T Jonathan Ogden . . . . .	11
S Ed Reed . . . . .	9
OLB Terrell Suggs . . . . .	7
<b>G Marshal Yanda . . . . .</b>	<b>6</b>



**Career Pro Bowls**  
tied for second most  
among active O-linemen

*“Only the elite of the elite guards earn serious Hall of Fame consideration. Yanda belongs in that realm.”*  
– Childs Walker, *The Baltimore Sun*

## PERENNIAL PRO BOWLER

- ✓ 2016 marked the sixth-straight Pro Bowl invitation for **G Marshal Yanda**, who was drafted (third round) by the Ravens in 2007.
- ✓ The 12-year veteran has played in 155 games (144 starts) during his career, ranking as the second-most games played among offensive linemen in Ravens history (Jonathan Ogden – 177).
- ✓ Prior to the 2015 campaign, Ravens’ season ticket holders voted Yanda as one of the Top 10 players in the franchise’s 20-year existence.

### MOST PRO BOWL SELECTIONS (Active NFL Offensive Linemen)

Rk. Player (Team)	Pro Bowls
1. T Jason Peters (Phi.)	9
<b>2. G Marshal Yanda (Bal.)</b>	<b>6</b>
C Maurkice Pouncey (Pit.)	6
T Joe Staley (SF)	6
T Trent Williams (Was.)	6



**Williams’ Career Tackles for Loss**



**Ravens 2018 Run Defense Ranking**  
(99.8 Rush YPG Allowed)

## 98 WILLIAMS

**6TH SEASON**  
6-1, 336  
DEFENSIVE TACKLE



## WILLIAMS ANCHORS RUN “D”

DT **Brandon Williams** is one of the NFL’s top D-linemen, helping Baltimore regularly produce a dominant run defense. Dating back to 2014, when Williams became a full-time starter, Baltimore has been especially stout against opposing ground games.

RUSHING YPG ALLOWED (Since 2014)	RUSHING AVG. YPC ALLOWED (Since 2014)
1. Carolina Panthers . . . . .95.5	1. Seattle Seahawks . . . . .3.78
2. Seattle Seahawks . . . . .95.7	2. Denver Broncos . . . . .3.82
3. Pittsburgh Steelers . . . . .98.3	3. New York Jets . . . . .3.85
<b>4. Baltimore Ravens . . . . .98.4</b>	<b>4. Baltimore Ravens . . . . .3.88</b>
5. Denver Broncos . . . . .100.2	5. Arizona Cardinals . . . . .3.92



**AFC Def. POW Award**  
2017 Week 11 vs. GB



**Sacks in 2017**  
Second on the Team



**Tackles for Loss**  
2017: Most on Team &  
Tied for Fourth in NFL

## 99 JUDON

**3RD SEASON**  
6-3, 261  
OLB



## ALL-AROUND DEFENDER

### NFL DEFENDERS / 2017 SEASON (w/ at Least 55 Tackles, 15 TFL, 5 Sacks, 2 FFs & 1 FR)

Defender	Tackles	TFL	Sacks	FFs	FRs
<b>Matthew Judon (Bal.)</b>	<b>58</b>	<b>17</b>	<b>8.0</b>	<b>2</b>	<b>1</b>
Jadeveon Clowney (Hou.)	59	21	9.5	2	2
Von Miller (Den.)	57	17	10.0	2	1

**Note:** Judon’s 17 TFL rank fourth in a Ravens’ single season since the stat began being tracked in 2008. The record is 20 set by OLB Terrell Suggs in 2011, while Suggs also had 19 (2008) & 18 (2010).





# CRABTREE, BROWN & SNEAD IV NOTES

## TOUCHDOWN TRIOS

In Week 1's 47-3 win over Buffalo, three Ravens wideouts (**John Brown**, **Michael Crabtree** & **Willie Snead IV**) each caught a touchdown. It marked just the fifth time in franchise history (and first since 2014) that such a feat was accomplished.

### GAMES WITH A TD CATCH BY THREE DIFFERENT RECEIVERS (Ravens History)

**9/9/18 vs. Buf. – Ravens 47, Bills 3**

- John Brown, Michael Crabtree, Willie Snead IV

**10/12/14 at TB – Ravens 48, Bucs 17**

- Kamar Aiken, Michael Campanaro, Torrey Smith, Steve Smith Sr.

**12/5/99 vs. Ten. – Ravens 41, Titans 14**

- Justin Armour, Jermaine Lewis, Patrick Johnson

**11/1/98 vs. Jax. – Jaguars 45, Ravens 19**

- Patrick Johnson, Jermaine Lewis, Floyd Turner

**10/27/96 vs. STL – Ravens 37, Rams 31**

- Derrick Alexander, Michael Jackson, Floyd Turner



**Brown's Catches of 25+ Yards**  
Tied for NFL's 11th Most in 2018



**13 BROWN**  
5TH SEASON  
5-11, 178  
WIDE RECEIVER

**83 SNEAD IV**  
4TH SEASON  
5-11, 205  
WIDE RECEIVER

## RAVENS NEW WIDEOUTS

Through nine games, **WR John Brown** leads Baltimore with 601 receiving yards and 4 TDs on 34 catches. His 17.7 ypc average ranks sixth best in the NFL. **WR Willie Snead IV** ranks third on the team with 448 receiving yards and 1 TD on a Ravens-high 45 catches. An impressive 26 of his catches have earned first downs.

### NFL YARDS-PER-CATCH AVERAGE / 2018 SEASON

Rk.	Player	Rec.	Yards	Avg.	LG	TDs
1.	DeSean Jackson (TB)	33	693	21.0	75t	4
2.	Tyrell Williams (LAC)	26	497	19.1	75t	5
	Courtland Sutton (Den.)	20	381	19.1	42	2
4.	Mike Williams (LAC)	18	338	18.8	55t	5
5.	Josh Gordon (NE)	27	494	18.3	55t	3
6.	John Brown (Bal.)	34	601	17.7	71	4

### Quick Hit:

- John Brown and DeSean Jackson are the NFL's only players with at least 600 receiving yards and a 17.0 yards-per-catch average.

## 15 CRABTREE

10TH SEASON  
6-1, 215  
WIDE RECEIVER



Receptions in 2018  
Second Most on the Team  
(Willie Snead IV - 45)



Career Catches  
One of Nine Active  
Players to Reach 600

## SCORING THREAT

### MOST NFL RECEIVING TOUCHDOWNS (Since 2015)

Rk.	Player (Team)	TDs
1.	Antonio Brown (Pit.)	41
2.	DeAndre Hopkins (Hou.)	35
3.	Davante Adams (GB)	32
4.	Odell Beckham Jr. (NYG)	30
5.	Doug Baldwin (Sea.)	29
6.	A.J. Green (Cin.)	28
7.	Michael Crabtree (Bal.)	27
	Brandin Cooks (LAR)	27



NFL Players  
Crabtree & Antonio Brown  
to record at least 8 TD  
catches in each of the past  
three full seasons (2015-17)

## KING CRAB NOTES

**WR Michael Crabtree**, a 10-year NFL veteran, signed with the Ravens as a free agent this past spring. Through nine games, he has tallied 41 catches for 472 yards and 2 TDs. Here are several fast facts about the standout wideout:

- Crabtree has produced at least 8 receiving TDs in a season four times, including in each of the past three years (9 – 2015, 8 – 2016 & 8 – 2017).
- His 27 receiving TDs since 2015 (see chart above) tie (Brandin Cooks) for the NFL's seventh most.
- Crabtree and Steelers WR Antonio Brown are the only NFL players to post at least 8 TD catches in each of the past three full seasons.
- Crabtree has totaled at least 85 catches in a season three times, with a career-high 89 during the 2016 campaign (earned Pro Bowl alternate honors).
- He has twice surpassed 1,000 receiving yards, tallying a career-high 1,105 (on 85 receptions) in 2012.

## RED ZONE & TD FAST FACTS

- ✓ When Crabtree scores at least 1 receiving TD, his team has produced a 30-12-1 record. When he has 2 TDs, they are 6-2.
- ✓ Of Crabtree's 53 career receiving TDs, 27 have come in the red zone.
- ✓ Since 2015, 15 of Crabtree's 27 receiving TDs occurred in the red zone.





# JEFFERSON, Z. SMITH & CARR NOTES



## DROPPIN' FOR LOSS

Since 2015, **S Tony Jefferson** leads the NFL in tackles for loss by a DB, with 29 such stops, including 7 in his first year (2017) with the Ravens and 5 this season. While with Arizona in 2016, his 13 TFL led all NFL defensive backs. The 13 stops also rank as the NFL's most by a DB in a season since the stat began being tracked in 2008.

### 23 JEFFERSON

6TH SEASON  
5-11, 211  
SAFETY

### MOST TACKLES FOR LOSS / NFL DEFENSIVE BACKS / SINCE 2015

Rk.	Player	Tackles for Loss
1.	Tony Jefferson (Bal.)	29
2.	Tyrann Mathieu (Hou.)	23
3.	Reshad Jones (Mia.)	22
4.	Kenny Vacaro (Ten.)	20

In 2018, **S Tony Jefferson** is one of six NFL safeties to post at least 1 sack, 1 INT, 1 forced fumble and 1 fumble recovery. Here are the players: Jefferson, Ha Ha Clinton-Dix, Eddie Jackson, Jordan Poyer, Harrison Smith & D.J. Swearingen Sr.



**TACKLES FOR LOSS**  
Fourth Among  
NFL DBs in 2018



**TACKLES FOR LOSS**  
Most Among NFL  
DBs since 2015



**TOTAL TACKLES**  
Fourth Among NFL  
DBs since 2015

## JEFFERSON MAKES HIS MARK

### MOST SINGLE-SEASON TACKLES FOR LOSS / NFL DBs / SINCE 2008

Rk.	Player	Year	Tackles for Loss
1.	Tony Jefferson (Ari.)	2016	13
2.	Antoine Winfield (Min.)	2008	12
3.	Six Players	n/a	11



**Team-High Sacks**  
(tied w/ Terrell Suggs)  
in 2018



**AFC Def. POW Award**  
2018 Week 6 at Ten.  
(5 TT, 3 Sacks, 1 FF)



90 Z. SMITH  
4TH SEASON  
6-4, 272

24 CARR  
11TH SEASON  
6-0, 210  
CORNERBACK



2018 Passes Defended  
(Ravens High)



Career Interceptions  
(Including 5 with Ravens)



Interceptions  
in 2017, tied (2011)  
for a Career  
High



## MAY "Z" FORCE BE WITH YOU

OLB Za'Darius Smith and OLB Terrell Suggs lead the Ravens with 5.5 sacks. In Week 6 at Tennessee, "Z" posted a career-high 3 QB drops as part of the Ravens' 11 sacks, which set a team record.

### MOST SINGLE-GAME SACKS / RAVENS HISTORY

P. Boulware (1/7/02 vs. Min.) . . . . . 4	T. Suggs (12/11/11 vs. Ind.) . . . . . 3
M. McCrary (11/8/98 vs. Oak.) . . . . . 4	T. Suggs (11/24/11 vs. SF) . . . . . 3
E. Dumervil (12/7/14 at Mia.) . . . . . 3.5	T. Suggs (9/11/11 vs. Pit.) . . . . . 3
J. Sharper (11/12/01 at Ten.) . . . . . 3.5	T. Suggs (12/4/05 vs. Hou.) . . . . . 3
M. McCrary (12/5/99 vs. Ten.) . . . . . 3.5	M. McCrary (12/26/99 vs. Cin.) . . . . . 3
<b>Z. Smith (10/14/18 at Ten.) . . . . . 3</b>	M. McCrary (11/16/97 vs. Phi.) . . . . . 3
E. Dumervil (11/10/13 vs. Cin.) . . . . . 3	B. Thompson (11/10/96 at Jax.) . . . . . 3
T. Suggs (10/6/13 at Mia.) . . . . . 3	

## CARR A STEADY VETERAN

### BALTIMORE INTERCEPTIONS (Since Carr's 2017 Ravens Arrival)

Rk.	Player	INTs
1.	Eric Weddle . . . . .	6
2.	<b>Brandon Carr . . . . .</b>	5
3.	Jimmy Smith . . . . .	3
4.	Five Players . . . . .	2

### MOST NFL PASSES DEFENSED (Since 2008)

Rk.	Player	PD
1.	D. Rodgers-Cromartie . . . . .	146
2.	Johnathan Joseph . . . . .	141
3.	Tramon Williams . . . . .	138
4.	Brent Grimes . . . . .	137
5.	<b>Brandon Carr . . . . .</b>	129

Quick Hit: Carr's 12 PD ranked No. 1 on the team in 2017; he has a team-best 8 in 2018.



# SAM KOCH NOTES

## SOARING WITH SAM

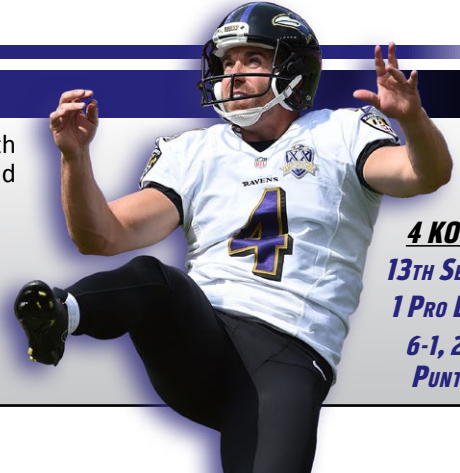
Pro Bowl P **Sam Koch** owns a 45.3 career gross average and 39.6 career net, both marks that rank first in Ravens history. In 2014, Koch posted a career-high and Ravens franchise-record 47.4-yard gross and 43.3-yard net average.

### CAREER GROSS PUNTING AVG. (Ravens History)

Rk.	Player	Avg.
1.	Sam Koch	45.3
2.	Greg Montgomery	43.2
3.	Dave Zastudil	41.6

### CAREER NET PUNTING AVG. (Ravens History)

Rk.	Player	Avg.
1.	Sam Koch	39.6
2.	Greg Montgomery	37.2
3.	Kyle Richardson	35.4



**4 KOCH**  
**13TH SEASON**  
**1 PRO BOWL**  
**6-1, 222**  
**PUNTER**

## KOCH DOMINATED IN 2017

No punter in 2017 was more dominant at pinning opponents deep in their own territory than P **Sam Koch**.

### PUNTS INSIDE 20

1.	Sam Koch	40
2.	Chris Jones	34
3.	Two Players	33

### PUNTS INSIDE 10

1.	Sam Koch	16
2.	Marquette King	14
3.	Three Players	13

### PUNTS INSIDE 5

1.	Andy Lee	6
2.	Sam Koch	5
	Three Others	5

## PINNING 'EM DEEP

Dating back to 2006, when he entered the NFL, P **Sam Koch**'s 376 punts inside the 20 rank second in the NFL.

### NFL PUNTS INSIDE THE 20 / SINCE 2006

Rk.	Player	In 20
1.	Dustin Colquitt (KC)	407
2.	Sam Koch (Bal.)	376
3.	Andy Lee (Ari.)	347



**2018 Punts Inside the 20**  
(Tied for NFL's Seventh Most)

*"He is composed, he is resilient, and he's not easily rattled. People don't really expect it from a punter, but I definitely think Sam Koch carries that special Raven persona."*

— Terrell Suggs, Ravens OLB

In 2017, Koch twice earned AFC Special Teams Player of the Week honors (Week 12 vs. Hou. & Week 15 at Cle.). He is the first punter to win multiple POW awards in a single season since Buffalo's Brian Moorman in 2006.

## SAM IN THE 20

P **Sam Koch** is the Ravens' all-time leader in punts inside the 20 (376). In 2017, he posted a franchise-record 40 boots inside the 20, which ranked as the NFL's most.

\* In 2017, Koch's 40 punts inside the 20 ranked No. 1 in the NFL.

### PUNTS INSIDE THE 20 (Ravens All-Time History)

Rk.	Player	In 20
1.	Sam Koch	376
2.	Kyle Richardson	128
3.	Dave Zastudil	89

### PUNTS INSIDE THE 20 (Ravens Single Seasons)

Rk.	Player (Year)	In 20
1.	Sam Koch (2017)*	40
2.	Sam Koch (2010)	39
	Kyle Richardson (1999)	39

## PRO BOWL PUNTER



In his 10th season (2015), P **Sam Koch** was finally named to his first Pro Bowl, as the standout punter's net average (42.9) ranked No. 2 in the NFL, while his gross average (46.7) was ninth. Koch also dominated the league in 2014, producing the No. 1 net (43.3) and No. 3 gross (47.4) averages.

## NOTE THE QUOTE

**ESPN.com's Kevin Seifert on Sam Koch's arsenal of punts:**

"Some are designed to hook toward the sideline with maximum hang time. Others use an intentionally low trajectory to aid coverage teams. He has a knuckler and one kick that drops, from the returner's perspective, roughly in the shape of the letter 'S.' He's debuted a "boomerang" punt that does just what you would imagine it might. Most, but not all, of these punts are intended to discourage a clean catch and minimize the return.

"It's not unusual for NFL punters to develop a "changeup" of sorts, but no one has ever had multiple options at the ready. ... The NFL changes every day, but there are only a few moments in each generation when it transforms. This is one of them. In plain sight, Sam Koch and the Ravens have introduced a new way to punt."

## RAVENS IRONMAN

### RAVENS CONSECUTIVE GAMES PLAYED / ALL-TIME STREAKS

Rk.	Player	Games	Years
1.	Sam Koch	201	2006-present
2.	Jarret Johnson	129	2003-11
3.	Joe Flacco	122	2008-15

### BALTIMORE RAVENS MOST ALL-TIME GAMES PLAYED

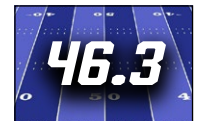
Rk.	Player	Games	Years
1.	Ray Lewis	228	1996-2012
2.	Terrell Suggs	222	2003-present
3.	Matt Stover	207	1996-2008
4.	Sam Koch	201	2006-present
5.	Jonathan Ogden	177	1996-2007



**Punts In 20**  
NFL's Second Most  
Since 2014



**Net Punt Average**  
NFL's Fourth Best  
Since 2014



**Gross Punt Average**  
NFL's Seventh Best  
Since 2014



# JUSTIN TUCKER NOTES

## TUCKER THE ALL-TIME BEST

**K Justin Tucker**, the most accurate kicker of all time, has hit 218 of 242 FGAs to post a 90.1% mark. Tucker has connected on eight-consecutive FGAs of 50-plus yards dating back to 2017, while he is 18-of-20 on such kicks since the 2016 campaign.

### BEST CAREER FIELD GOAL PERCENTAGE (NFL History / Min. 100 Att.)

Rk.	Player	FGM-FGA	Pct.
1.	Justin Tucker	218-242	90.1
2.	Stephen Hauschka	235-268	87.7
3.	Dan Bailey	198-226	87.6
	Stephen Gostkowski	359-410	87.6
5.	Robbie Gould	346-396	87.4



**9 TUCKER**  
7TH SEASON  
2 PRO BOWLS  
6-1, 183  
KICKER

In 2017's Week 16 win vs. the Colts, Tucker (then 802 points) became the fastest pure kicker in league history to reach the 800 milestone, doing so in his 95th game. Of overall players, only Gino Cappelletti (a WR/PK combo from 1960-70) did it faster (93 games).

## TUCKER'S CAREER STATS

Year	1-19	20-29	30-39	40-49	50+	Total	Pct.	LG	PAT	Pts
2012	0-0	8-8	8-8	10-13	4-4	30-33	90.9	56	42-42	132
2013	0-0	10-10	12-13	10-11	6-7	38-41	92.7	61	26-26	140
2014	0-0	10-10	11-11	4-4	4-9	29-34	85.3	55	42-42	129
2015	0-0	10-10	9-9	10-11	4-10	33-40	82.5	52	29-29	128
2016	0-0	4-4	10-11*	14-14	10-10	38-39*	97.4	57	27-27	141
2017	0-0	7-7	11-11	11-12	5-7	34-37	91.9	57	39-39	141
2018	0-0	4-4	5-5	4-6*	3-3	16-18*	88.9	55	21-22	69
<b>Totals</b>	<b>0-0</b>	<b>53-53</b>	<b>66-68</b>	<b>63-71</b>	<b>36-50</b>	<b>218-242</b>	<b>90.1</b>	<b>61</b>	<b>226-227</b>	<b>880</b>

\* Lone miss in 2016 & both misses in 2018 were blocked kicks.

## 2016: PERHAPS THE BEST YEAR EVER

In 2016, All-Pro **K Justin Tucker** connected on 38 of 39 FGAs (lone miss was a block), posting the fifth-best pct. in NFL single-season history. In addition to making 35-straight FGAs at one point (tied for fifth-best streak ever), here are facts about his remarkable season, arguably the best ever by a kicker:

- ✓ Tucker's 38 FGs made ranked No. 1 in the NFL. He was also 27-of-27 on PATs. An NFL single-season record 24 of Tucker's 38 FGs made in 2016 came from 40 yards or beyond.
- ✓ Tucker's 10 FGs of 50-plus yards are a Ravens' single-season record. They tie (Blair Walsh, 2012) for the most in NFL history. (Tucker was a perfect 10-for-10 from 50 yards and out during the 2016 season.)
- ✓ Tucker's 141 points ranked second in the league only behind Atlanta's Matt Bryant (158).
- ✓ In Week 12 vs. Cincy, Tucker became just the ninth kicker in league history to make 3 FGs of 50-plus yards in a single game (52, 57 & 54). He is also the first kicker in NFL history to make 3 FGs of 50-plus yards in the first half of a game. (These feats earned him AFC ST POW honors.)

### BEST FG PERCENTAGE / NFL SINGLE-SEASON HISTORY

Rk.	Player (Team)	FGM-FGA	Pct.
1.	Gary Anderson (1998)	35-35	100.0
	Mike Vanderjagt (2003)	37-37	100.0
	Jeff Wilkins (2000)	17-17	100.0
	Tony Zendejas (1991)	17-17	100.0
5.	Justin Tucker (2016)	38-39	97.4



**218**  
FGs Made  
Tied, NFL's Second Most,  
Since 2012



**880**  
Points Scored  
NFL's Second  
Most Since 2012



**90.1**  
Career FG Pct.  
Best Mark  
in NFL History



**99**  
40-Plus-Yard FGs  
NFL's Most  
Since 2012



**36**  
50-Plus-Yard FGs  
NFL's Most  
Since 2012



**6**  
Career Games  
w/ Dual 50+ FGs Made  
(Most in NFL History)

## TUCKER TIDBITS

- ✓ Since PATs were moved back to the 15-yard line in 2015, Tucker (116-of-117) has produced the NFL's best PAT percentage (99.1).
- ✓ Tucker is a four-time AFC Special Teams Player of the Month, which ranks one more than legends S Ed Reed & K Matt Stover for the most POM awards in Ravens history. (Tucker has also earned eight AFC Special Teams Player of the Week honors.) "Tuck" earned his fourth POM award in Nov. 2017, going 8-for-8 on FGAs and 6-for-6 on PATs.
- ✓ Tucker's 6 FGs on 12/16/13 at Det. set a team record and a single-game NFL high in 2013. Against the Lions, he became the first NFL kicker ever to connect from the 20-, 30-, 40-, 50- & 60-yard range in a game.
- ✓ Tucker's 93.0 career FG% when kicking on grass (119-of-128) ranks as the NFL's best of all time.
- ✓ Tucker's 93.0 career FG% (106-of-114) in the second half/overtime ranks as the NFL's best second half/OT mark of all time.





# JUSTIN TUCKER & ERIC WEDDLE NOTES

## TUCK'S CHART TALK

### MOST FIELD GOALS MADE / SINCE 2012

Rk.	Player (Team)	FGM
1.	<b>Justin Tucker (Bal.)</b>	<b>218</b>
	Stephen Gostkowski (NE)	218
3.	Stephen Hauschka (Buf.)	194
4.	Adam Vinatieri (Ind.)	186
5.	Matt Bryant (Atl.)	177

### MOST NFL POINTS / SINCE 2012

Rk.	Player (Team)	Points
1.	Stephen Gostkowski (NE)	989
2.	<b>Justin Tucker (Bal.)</b>	<b>880</b>
3.	Stephen Hauschka (Buf.)	823
4.	Adam Vinatieri (Ind.)	801
5.	Matt Prater (Det.)	793

### CONSECUTIVE FIELD GOALS MADE (All-Time NFL Streaks)

Rk.	Kicker (Years)	FGs Made
1.	Adam Vinatieri (2015-16)	44
2.	Mike Vanderjagt (2002-04)	42
3.	Gary Anderson (1997-98)	40
4.	Matt Stover (2005-06)	36
5.	<b>Justin Tucker (2015-16)</b>	<b>35</b>
	Adam Vinatieri (2013-14)	35

### BEST NFL FIELD GOAL PERCENTAGE (2016 Season)

Rk.	Player (Team)	FGM-FGA	Pct.
1.	<b>Justin Tucker (Bal.)</b>	<b>38-39</b>	<b>97.4</b>
2.	Matt Bryant (Atl.)	34-37	91.9
3.	Ryan Succop (Ten.)	22-24	91.7
4.	Stephen Hauschka (Sea.)	33-37	89.2
5.	Cairo Santos (KC)	31-35	88.6
6.	Two Players	27-31	87.1

### BEST FIELD GOAL PERCENTAGE / ROOKIES (NFL History)

Rk.	Player (Year)	FGM-FGA	Pct.
1.	Blair Walsh (2012)	35-38	92.1
2.	<b>Justin Tucker (2012)</b>	<b>30-33</b>	<b>90.9</b>
3.	Harrison Butker (2017)	38-42	90.5
4.	Cody Parkey (2014)	32-36	88.9
	Alex Henery (2011)	24-27	88.9
6.	Chandler Catanzaro (2014)	29-33	87.9

### BEST FIELD GOAL PERCENTAGE (Ravens Single-Season History)

Rk.	Player (Year)	FGM-FGA	Pct.
1.	<b>Justin Tucker (2016)</b>	<b>38-39</b>	<b>97.4</b>
2.	Matt Stover (2006)	28-30	93.3
3.	<b>Justin Tucker (2013)</b>	<b>38-41</b>	<b>92.7</b>
4.	<b>Justin Tucker (2017)</b>	<b>34-37</b>	<b>91.9</b>
5.	<b>Justin Tucker (2012)</b>	<b>30-33</b>	<b>90.9</b>

(min. 16 att.)

## TUCKER'S GAME-WINNERS

# 12

Career game-winning FGs by K Justin Tucker:

- 2016: Week 3 at Jax., 53 yards
- 2016: Week 2 at Cle., 49 yards
- 2015: Week 11 vs. STL, 47 yards
- 2015: Week 8 vs. SD, 39 yards
- 2015: Week 4 at Pit., 52 yards OT
- 2014: Week 3 at Cle., 32 yards
- 2013: Week 15 at Det., 61 yards
- 2013: Week 10 vs. Cin., 46 yards OT
- 2013: Week 5 at Mia., 44 yards
- 2012: Div. at Den., 47 yards 2OT
- 2012: Week 12 at SD, 38 yards OT
- 2012: Week 3 vs. NE, 27 yards

# 8

Consecutive 50-plus-yard FGs made by K Justin Tucker, including 3 this season. His 36 successful career "50s" are the NFL's most since he entered the league in 2012.

# 18/20

50-yard FGs made/attempted by Tucker dating back to the 2016 season, producing an NFL-best 90% mark on such attempts (min. 5 kicks).

## THE SECONDARY'S SERGEANT

A five-time Pro Bowler (including two as a Raven), S Eric Weddle's 29-career INTs stand third among active safeties. In his first year (2016) as a Raven, he produced a team-high 4 picks (tied, C.J. Mosley) and 89 tackles. In 2017, he posted 6 INTs (including 1 "pick-6"), ranking as a team best and tying (A.J. Bouye) for third overall in the NFL.

### NFL INTERCEPTIONS LEADERS / ACTIVE NFL SAFETIES

Rk.	Player (Team)	INTs	Yards	TDs
1.	Reggie Nelson (Oak.)	37	486	1
2.	Mike Adams (Car.)	30	337	2
3.	<b>Eric Weddle (Bal.)</b>	<b>29</b>	<b>467</b>	<b>4</b>
4.	Earl Thomas (Sea.)	28	417	2

**32 WEDDLE**  
**12TH SEASON**  
**5 PRO BOWLS**  
**5-11, 200**  
**SAFETY**



### INTERCEPTIONS LEADERS / SAFETIES / SINCE 2016

Rk.	Player (Team)	INTs	Yards	TDs
1.	Ha Ha Clinton-Dix (Was.)	11	105	0
	D.J. Swearingen Sr. (Was.)	11	79	0
3.	<b>Eric Weddle (Bal.)</b>	<b>10</b>	<b>177</b>	<b>1</b>
	Tre Boston (Ari.)	10	87	0
	Kevin Byard (Ten.)	10	130	0



**1**  
**Active NFL Safety**  
**(Weddle) w/ at least**  
**1,000 tackles, 25 INTs & 5 sacks**



**3**  
**Active NFL Safeties**  
**(Weddle, Mike Adams, Reggie Nelson)**  
**w/ 25 INTs & 90 PD**



**5**  
**Interceptions**  
**at M&T Bank Stadium**  
**as a Raven**

Weddle earned his first-ever AFC Defensive Player of the Week honor for his performance in 2017's Week 13 win over Detroit. In the game, he tallied 3 tackles, 1 strip-sack and a 45-yard interception return for a touchdown, leading the Ravens to a 44-20 victory.



## RAVENS IN OUR COMMUNITY

### SALUTE TO SERVICE GAME

On Sunday, Nov. 4, the Ravens hosted the Steelers for their annual Salute to Service game. Baltimore honored veterans and active duty military members in various ways throughout the day. Initiatives included having players led onto the field by service members; a 40-yard American flag and five large stars were displayed and held by 115 active duty service members; and four A-10 Warhogs of the Maryland Air National Guard performed a flyover during the National Anthem. In addition, players and coaches wore camouflage apparel, including helmet decals representing each branch of the military. There was also a halftime performance with a 7-on-7 flag football game between former Ravens players and active duty service members.



### COCA-COLA MILITARY COMBINE



On Saturday, Oct. 27, the Baltimore Ravens and Coca-Cola hosted military members from all five branches, through partnership with the USO of Metropolitan Washington-Baltimore, at the Under Armour Performance Center. As part of the Ravens' Salute to Service initiative, military members competed against each other in combine-style drills, with the top two teams winning title of champion. Ravens Cheerleaders and former Ravens **LB Brad Jackson** were onsite to help cheer on the athletes. To thank them for their participation in the combine, all participants were invited to attend a pregame ceremony at the Ravens-Steelers Salute to Service game on Sunday, Nov. 4.

### JOHN BROWN VISITS THE SS JOHN W. BROWN

On Monday, Oct. 15, **WR John Brown** had the opportunity to visit the SS John W. Brown in Baltimore City. While there, Brown explored the ship, met the volunteers who operate it and run the museum, and learned more about Baltimore and the role it played in WWII. The ship, which is currently docked in Baltimore's Inner Harbor, is one of only two remaining Liberty Ships from WWII. Part of a 2,700 fleet that was built in 18 shipyards around the country, the SS John W. Brown carried troops and supplies over to Europe for the war. The ship was built here in Baltimore at the Bethlehem Steel Shipyard and is now an interactive museum, where visitors can climb aboard and experience what maritime life was like during WWII.





**MONDAY MEDIA AVAILABILITY: WEEK 11 VS. CINCINNATI****Head Coach John Harbaugh**

**Opening statement:** “OK, good seeing everybody – appreciate you being here. Good, crisp day outside. Had a chance to get with our guys and meet and get through some football. We’re off the bye week now. I think they came back fired up, fresh, enthusiastic, ready to go to work and excited for the challenge at hand – which is the Cincinnati Bengals. [It’s] our opportunity to get rolling here in the second half of the season. We’re excited, we’re fired up, we can’t wait to get going, and that’s where we’re at.”

**Do you want to address these reports that QB Joe Flacco is injured and will not be able to play against Cincinnati? (Jerry Coleman)** “Well, [there are] different reports – that’s one of them. There’s a multitude of reports that say different things. So without addressing them all – because I don’t know which one to even start with – Joe landed awkwardly on his knee. I think it was the third play, fourth play, of the [Pittsburgh] game, [then] played the rest of the game. He’s getting treatment, just like all the guys are getting treatment, and we’ll see. I’d say that we’ll know more as the week goes on, and I’m hopeful that all our guys will play – including Joe.” (Reporter: “So it was a knee [injury], not a hip?”) “It’s a hip, but he landed on his knee – correct, right.”

**Looking back, how much do you think that inhibited him in the game? (Jerry Coleman)** “I don’t know. It doesn’t really matter. It’s not something that’s even relevant. I’m kind of appreciative of the reports, to be honest with you.” (Reporter: “In what way?”) “Well, it just makes it tougher for the Bengals to prepare. So, that’s kind of a good thing.” (Reporter: “So you’re saying it’ll be a game-time decision?”) “That’s right. We’ll see.”

**Are the other two quarterbacks in play, QB Robert Griffin III and QB Lamar Jackson, in terms of getting reps and maybe starting? (David Ginsburg)** “What’s the question?” (Reporter: “Are either of them candidates to start if Joe Flacco could not?”) “Oh, of course. They’re the two quarterbacks that we have, so it’s one or the other. You’re asking me which, I assume?” (Reporter: “Well, I would like to know...”) “You’re just obligated to ask the question, and I appreciate that. It’s fair, but no – we’re not going to talk about any of that. There’s no reason for us to. We don’t know. I don’t know who’s going to play. We’ll prepare all the guys to whatever degree we think we need to, in terms of what the plan is. The plan will be ours; we have a plan [for] any direction that we decide to go or are forced to go. It’ll be based on the health of Joe [Flacco]. If Joe can play, he’ll play. He’s rehabbing to play. Joe does not have to practice to play. He’s practiced the whole season; he’s practiced for 11 years. But he might practice. So, we’ll just have to see how it goes. It’s up in the air; we’re not worried about it. We’re blessed with a good quarterback room, and that’s a good thing, that’s a positive thing. I’m really happy about that. We have guys that can play – three guys that can play. We have a good football team, and it’s just like any other position in my mind. You go with the next guy, and you roll and go win the football game.”

**Did you come out of the bye week, beyond the quarterback position, feeling a little healthier? (Gerry Sandusky)** “Yes, no question. We’re healthier. Different guys look better, so we’ll just have to see how we go as the week goes on. But a number of guys practiced out there today.”

**You’ve expressed great confidence in QB Lamar Jackson’s development overall. Does that extend to a point where you’re confident that he can start a game and play well? (Childs Walker)** “Yes, absolutely.”

**Did you have a walk-through today? What did the guys do today? (Jamison Hensley)** “We brought them in [and] had meetings. We did activation, strength and conditioning session, which got them moving quite a bit, then we went through the start of the gameplan – a very minimal part of the gameplan.”

**Was QB Joe Flacco able to do anything through that today? (Jamison Hensley)** “He was. He went through a lot of stuff today. I’m not going to specify what, but he went through a number of things today.”

**The Bengals made a change at defensive coordinator today. How does that change how you prepare for the game? (Aaron Kasnitz)** “That’s a good question. I haven’t seen a report about what direction they’re going to go, or who’s going to be the defensive coordinator. We’ll just have to see. I think their defense is in place; they have the players that they have. We know the players; we know the scheme. We wouldn’t expect any dramatic changes in the scheme. Coach [Marvin] Lewis is a defensive coach, so he’s always had his imprints on the defense. We expect them to stay within his philosophy, and we’ll just have to see what we get on Sunday and play against it.” (Reporter: “Marvin said he was going to take over as defensive coordinator.”) “Oh did he? That’s good, thanks. That’s good to know, which you would expect. We’ll just prepare along those lines. We’re not going to know exactly what they’re going to do, so we’ll just have to do the best we can.”





**Are the offensive linemen who were missing from the last game progressing well, T Ronnie Stanley and G/T James Hurst? (Childs Walker)** “They are progressing well. We’ll just have to see. Again, I can’t sit up and predict what’s going to happen six days from now, but I’m encouraged by their progress. So yes, having those guys back will be very helpful – there’s no doubt about it. Those are both good players, and they’re both important to us, so I’d like to get them both back if we could.”

**Did you feel like you guys were able to get enough done in the meeting with the coaches over the bye week? Will there be any noticeable changes? (Jerry Coleman)** “I did. I don’t know ... I think it depends on your level of discernment, in terms of whether you’ll notice the changes. Certainly, coaches will notice a few things that we tweaked. [In] all three phases, some things have been adjusted. That’s a good opportunity that you have to go back and look at yourself. I’m pretty excited about some of the things that we’ve looked at. I mean, we’re not going to come out here in some new-fangled thing – it’s still 11 guys playing football. But, we have a few ideas; we have a few good ideas. I’m excited about that.”

**You said going into the bye week that you wanted to see QB Lamar Jackson in more packages. Regardless of the quarterback situation, is that still the plan? (Gerry Sandusky)** “Yeah.” (laughter) (Reporter: “Can I quote you on that?”) “Yeah. That’s Y-E-A-H.” (laughter)

**Do you think players know, or do you have to talk about where the team sits, as far as the playoff standings, and remind them that despite what has happened over the past month, that there’s an obvious spot there for the taking? (Jeff Zrebiec)** “Absolutely. You definitely want to remind them. When you’re in a city, in the NFL, probably any sport, everyone focuses on your team [and] what’s not going right – especially when you lose games like we have, three games in a row. But when I look at the three games we lost, I look at the way the games played out, and I look at the three opponents we played, situations we played and the way they went. You’re not sitting there going, ‘Hey, all is lost!’ We have a very good football team. So, then you get a chance to sit back and watch other games on TV. I told the guys, ‘Have you watched the NFL? It’s week-to-week. This is how it goes. Crazy things happen.’ We’re right there. We’re in the hunt just like everybody else. We’re fighting. We’d love to be one of the one-loss teams – that would be great, that’d be fun. One of these days, we will be once again! But we’re not right now. We’re .500 basically; we’re in the hunt. We’re with the rest of the pack. It will be determined over the course of the next seven games who is going to make the playoffs. It won’t be determined by what’s gone before. It will be determined by what goes forward. If we want to be one of those teams, then we have to go earn it – make it happen. There are those who write history and those who make history. Well, you know what? If you have a chance to make history, then you write the history, too. So, we write our story for the next seven games. We’ll write the story of the Ravens’ 2018 season by how we play in the next seven weeks. That’s what our guys are juiced up for. All the other stuff is just fluff; it’s just noise; it’s just banter. It’s bar room talk. Turn on the TV, it’s two guys talking in the bar, supposedly – except it’s all *choreographed*, you know? ‘You take this side, I’ll take that side.’ It’s all B.S. We don’t care! We have to go play. Let’s go play. Let’s see who wins the game. We’re ready – bring them in here. Get the Cincinnati Bengals in here as fast as we can. Let’s go play the game. They took care of us last time, and that’s the good thing about this division – you get to play each team twice.”

**Does it help that message at all that you guys did this last year? You went into the bye week with the same record and you ended up controlling your own destiny. (Childs Walker)** “Yes, sure, whatever. We have a game Sunday, have to go win it. That’s what matters. All the other stuff is good, I appreciate it, and I think it’s a good point. I might have mentioned it – I might not have. I can’t remember. (laughter) I was on a roll with the guys! I was on a roll. What’s the scene from ‘Animal House?’ Remember? When the Germans bombed Pearl Harbor? ‘Leave him alone, he’s on a roll.’ (laughter) I know the Germans did not bomb Pearl Harbor – just for the record. For everybody out there, it’s a movie scene!” (laughter)

**In addition to the quarterback situation, there have also been reports again about your job status and your future here. Have you spoken with owner Steve Bisciotti about your future with the Ravens? (Jamison Hensley)** “It’s such a broad question. We talk regularly about lots of stuff. We talk about everything. That stuff doesn’t matter. I mean, the report itself ... How do you even address stuff like that when there is so many layers to it that you know just aren’t true? Again, it’s just noise; it doesn’t matter; it means nothing. It’s not something that I’m going to think about or concern myself with. Neither are the players, neither is Steve, neither is Kevin [Byrne, executive vice president of public & community relations], or Ozzie [Newsome] or anybody else. You know what we want to do as an organization? We want to win – that’s what we want to do. We want to win. We’re fighting as hard as we can – coaches, players – as an organization to win. That’s it. All the other stuff – who cares?”

**The Bengals did a lot of quick passing the first time you played. Do you think teams have used that similar recipe? When we’ve talked about the defense and some of the stuff other teams have done, do you think that started with the Bengals? Or no, you just think that in general because people don’t want you to pass rush? (Jeff Zrebiec)** “No, I think that’s been around for quite a while in football – quick passing. The Bengals didn’t invent that in Week 2 against the Ravens.” (Reporter: “No, I know. Did their gameplan ...”) “Yes, people have been using that against us for years, and against everybody for years. Everybody uses it – sometimes it’s successful, sometimes it’s not. You have to complete those passes and that’s it.”

# ALPHABETICAL ROSTER

As of Nov. 13

No.	Name	Pos.	Ht.	Wt.	Birthdate	Exp.	College	Hometown
37	Allen, Javorius	RB	6-0	218	8/27/91	4	Southern California	Miccosukee, FL
89	Andrews, Mark	TE	6-4	256	9/6/95	R	Oklahoma	Scottsdale, AZ
28	Averett, Anthony	CB	5-11	178	11/30/94	R	Alabama	Woodbury, NJ
49	Board, Chris	LB	6-2	229	7/23/95	R	North Dakota State	Orlando, FL
54	Bowser, Tyus	OLB	6-3	242	5/23/95	2	Houston	Tyler, TX
86	Boyle, Nick	TE	6-4	270	2/17/93	4	Delaware	Sussex, NJ
77	Bozeman, Bradley	C	6-3	317	11/24/94	R	Alabama	Roanoke, AL
78	Brown Jr., Orlando	T	6-8	345	5/2/96	R	Oklahoma	Baltimore, MD
13	Brown, John	WR	5-11	178	4/3/90	5	Pittsburg State	Homestead, FL
24	Carr, Brandon	CB	6-0	210	5/19/86	11	Grand Valley State	Flint, MI
36	Clark, Chuck	S	6-0	205	4/19/95	2	Virginia Tech	Suffolk, VA
34	Collins, Alex	RB	5-10	208	8/26/94	3	Arkansas	Ft. Lauderdale, FL
46	Cox, Morgan	LS	6-4	235	4/26/86	9	Tennessee	Collierville, TN
15	Crabtree, Michael	WR	6-1	215	9/14/87	10	Texas Tech	Dallas, TX
35	Edwards, Gus	RB	6-1	238	4/13/95	R	Rutgers	Staten Island, NY
71	Eluemunor, Jermaine	G/T	6-4	335	12/13/94	2	Texas A&M	London, England
5	Flacco, Joe	QB	6-6	245	1/16/85	11	Delaware	Audubon, NJ
61	Grasu, Hroniss	C	6-3	301	8/12/91	4	Oregon	Northridge, CA
3	Griffin III, Robert	QB	6-2	213	2/12/90	6	Baylor	Copperas Cove, TX
29	Humphrey, Marlon	CB	6-0	197	7/8/96	2	Alabama	Hoover, AL
81	Hurst, Hayden	TE	6-4	245	8/24/93	R	South Carolina	Jacksonville, FL
74	Hurst, James	G/T	6-5	310	12/17/91	5	North Carolina	Plainfield, IN
8	Jackson, Lamar	QB	6-2	212	1/7/97	R	Louisville	Pompano Beach, FL
23	Jefferson, Tony	S	5-11	211	1/27/92	6	Oklahoma	Chula Vista, CA
27	Jones, Cyrus	CB/RS	5-10	200	11/29/93	3	Alabama	Baltimore, MD
99	Judon, Matthew	OLB	6-3	261	8/15/92	3	Grand Valley State	West Bloomfield, MI
4	Koch, Sam	P	6-1	222	8/13/82	13	Nebraska	Seward, NE
17	Lasley, Jordan	WR/RS	6-1	213	11/13/96	R	UCLA	Compton, CA
41	Levine Sr., Anthony	DB/LB	5-11	207	3/27/87	7	Tennessee State	Abbeville, LA
72	Lewis, Alex	G/T	6-6	305	4/21/92	3	Nebraska	Tempe, AZ
88	Montgomery, TY	RB/WR	6-0	216	1/22/93	4	Stanford	Jackson, MS
10	Moore, Chris	WR/RS	6-1	200	6/16/93	3	Cincinnati	Tampa, FL
57	Mosley, C.J.	ILB	6-2	250	6/19/92	5	Alabama	Mobile, AL
48	Onwuasor, Patrick	ILB	6-0	227	8/22/92	3	Portland State	Inglewood, CA
97	Pierce, Michael	DT	6-0	340	11/6/92	3	Samford	Daphne, AL
42	Ricard, Patrick	FB/DL	6-3	311	5/27/94	2	Maine	Spencer, MA
95	Sieler, Zach	DT	6-6	290	9/7/95	R	Ferris State	Pinckney, MI
68	Skura, Matt	G/C	6-3	313	2/17/93	2	Duke	Columbus, OH
22	Smith, Jimmy	CB	6-2	210	7/26/88	8	Colorado	Colton, CA
90	Smith, Za'Darius	OLB	6-4	272	9/8/92	4	Kentucky	Greenville, AL
83	Snead IV, Willie	WR/RS	5-11	205	10/17/92	4	Ball State	Muskegon (MI)
79	Stanley, Ronnie	T	6-6	315	3/18/94	3	Notre Dame	Las Vegas, NV
55	Suggs, Terrell	OLB	6-3	265	10/11/82	16	Arizona State	Chandler, AZ
9	Tucker, Justin	K	6-1	183	11/21/89	7	Texas	Austin, TX
96	Urban, Brent	DE	6-7	300	5/5/91	5	Virginia	Mississauga, ON, CAN
32	Weddle, Eric	S	5-11	195	1/4/85	12	Utah	Alta Loma, CA
98	Williams, Brandon	DT	6-1	336	2/21/89	6	Missouri Southern St.	Kirkwood, MO
87	Williams, Maxx	TE	6-4	252	4/12/94	4	Minnesota	Waconia, MN
56	Williams, Tim	OLB	6-3	252	11/12/93	2	Alabama	Baton Rouge, LA
93	Wormley, Chris	DE	6-5	300	10/25/93	2	Michigan	Toledo, OH
73	Yanda, Marshal	G/T	6-3	305	9/15/84	12	Iowa	Anamosa, IA
40	Young, Kenny	LB	6-1	234	11/15/94	R	UCLA	Boutte, LA
25	Young, Tavon	CB	5-9	185	3/14/94	3	Temple	Oxon Hill, MD

## Practice Squad

63	Amichia, Kofi	G	6-3	304	7/29/94	1	South Florida	East Point, GA
60	Crecelius, Randin	G/T	6-5	300	8/5/96	R	Portland State	Lake Stevens, WA
31	Daniel, Robertson	CB	6-1	209	10/1/91	1	Brigham Young	San Jose, CA
33	Dorleant, Makinton	CB	5-11	182	10/6/92	2	Northern Iowa	Bradenton, FL
45	Ezeala, Christopher (IPP)	FB	5-11	248	9/19/95	R	German Football League	Munich, Germany
84	Grant, Janarion	WR/RS	5-10	173	11/20/93	R	Rutgers	Trilby, FL
58	Jones, Alvin	ILB	5-10	231	12/2/94	R	UTEP	El Paso, TX
65	Siragusa, Nico	G	6-4	330	5/10/94	2	San Diego State	San Diego, CA
44	Thompson, Mark	RB	6-1	235	12/9/94	R	Florida	Cheltenham, PA
80	Waller, Darren	TE	6-6	255	9/13/92	3	Georgia Tech	Kennesaw, GA
14	White, Tim	WR/RS	5-10	175	7/15/94	2	Arizona State	Los Angeles, CA

## Non-Football Injury List

6	Vedvik, Kaare	P/K	6-3	210	3/16/94	R	Marshall	Stavanger, Norway
---	---------------	-----	-----	-----	---------	---	----------	-------------------

## Injured Reserve

26	Canady, Maurice	CB	6-1	193	5/26/94	3	Virginia	Richmond, VA
30	Dixon, Kenneth	RB	5-10	228	1/21/94	3	Louisiana Tech	Strong, AR
21	Elliott, DeShon	S	6-0	210	4/21/97	R	Texas	Dallas, TX
69	Henry, Willie	DT	6-3	291	3/20/94	3	Michigan	Cleveland, OH
38	Jean-Baptiste, Stanley	CB	6-3	216	4/12/90	3	Nebraska	Miami, FL
12	Scott, Jaleel	WR	6-5	210	2/23/95	R	New Mexico State	Rock Hill, SC
64	Senat, Greg	T	6-6	305	9/8/94	R	Wagner	Elmont, NY
47	Turner, De'Lance	RB	5-11	214	8/23/95	R	Alcorn State	McClain, MS

## Physically Unable to Perform

16	Adeboyejo, Quincy	WR	6-3	200	5/26/95	1	Mississippi	Cedar Hill, TX
53	Bradley, Bam	ILB	5-11	232	6/26/94	2	Pittsburgh	Trotwood, OH
43	Hill, Jaylen	CB	5-10	175	5/26/94	2	Jacksonville State	Marietta, GA

# NUMERICAL ROSTER

As of Nov. 13

No.	Name	Pos.	Ht.	Wt.	Birthdate	Exp.	College	How Acq.	2018 Games			
									P	S	DNP	INA
3	Robert Griffin III	QB	6-2	213	2/12/90	6	Baylor	FA '18	0	0	0	9
4	Sam Koch	P	6-1	222	8/13/82	13	Nebraska	D6a '06	9	0	0	0
5	Joe Flacco	QB	6-6	245	1/16/85	11	Delaware	D1 '08	9	9	0	0
8	Lamar Jackson	QB	6-2	212	1/7/97	R	Louisville	D1b '18	9	0	0	0
9	Justin Tucker	K	6-1	183	11/21/89	7	Texas	FA '12	9	0	0	0
10	Chris Moore	WR/RS	6-1	200	6/16/93	3	Cincinnati	D4b '16	9	0	0	0
13	John Brown	WR	5-11	178	4/3/90	5	Pittsburg State	UFA (ARI) '18	9	8	0	0
15	Michael Crabtree	WR	6-1	215	9/14/87	10	Texas Tech	FA '18	9	9	0	0
17	Jordan Lasley	WR/RS	6-1	213	11/13/96	R	UCLA	D5 '18	0	0	0	9
22	Jimmy Smith	CB	6-2	210	7/26/88	8	Colorado	D1 '11	5	3	0	0
23	Tony Jefferson	S	5-11	211	1/27/92	6	Oklahoma	UFA (ARI) '17	9	9	0	0
24	Brandon Carr	CB	6-0	210	5/19/86	11	Grand Valley State	UFA (DAL) '17	9	9	0	0
25	Tavon Young	CB	5-9	185	3/14/94	3	Temple	D4a '16	9	4	0	0
27	Cyrus Jones	CB/RS	5-10	200	11/29/93	3	Alabama	WAV (NE) '18	4	0	0	0
28	Anthony Averett	CB	5-11	178	11/30/94	R	Alabama	D4a '18	4	0	0	5
29	Marlon Humphrey	CB	6-0	197	7/8/96	2	Alabama	D1 '17	7	5	0	2
32	Eric Weddle	S	5-11	195	1/4/85	12	Utah	UFA (SD) '16	9	9	0	0
34	Alex Collins	RB	5-10	208	8/26/94	3	Arkansas	FA '17	9	9	0	0
35	Gus Edwards	RB	6-1	238	4/13/95	R	Rutgers	FA '18	4	0	0	0
36	Chuck Clark	S	6-0	205	4/19/95	2	Virginia Tech	D6 '17	9	0	0	0
37	Javorius Allen	RB	6-0	218	8/27/91	4	Southern California	D4b '15	9	0	0	0
40	Kenny Young	LB	6-1	234	11/15/94	R	UCLA	D4b '18	9	3	0	0
41	Anthony Levine Sr.	DB/LB	5-11	207	3/27/87	7	Tennessee State	FA '12	9	0	0	0
42	Patrick Ricard	FB/DL	6-3	311	5/27/94	2	Maine	FA '17	8	2	0	1
46	Morgan Cox	LS	6-4	235	4/26/86	9	Tennessee	FA '10	9	0	0	0
48	Patrick Onwuasor	ILB	6-0	227	8/22/92	3	Portland State	FA '16	9	5	0	0
49	Chris Board	LB	6-2	229	7/23/95	R	North Dakota State	FA '18	9	0	0	0
54	Tyus Bowser	OLB	6-3	242	5/23/95	2	Houston	D2 '17	8	0	0	1
55	Terrell Suggs	OLB	6-3	265	10/11/82	16	Arizona State	D1a '03	9	9	0	0
56	Tim Williams	OLB	6-3	252	11/12/93	2	Alabama	D3b '17	7	0	0	2
57	C.J. Mosley	ILB	6-2	250	6/19/92	5	Alabama	D1 '14	8	8	0	1
61	Hroniss Grasu	C	6-3	301	8/12/91	4	Oregon	FA '18	3	1	0	3
68	Matt Skura	G/C	6-3	313	2/17/93	2	Duke	FA '16	9	9	0	0
71	Jermaine Eluemunor	G/T	6-4	335	12/13/94	2	Texas A&M	D5 '17	2	1	0	2
72	Alex Lewis	G/T	6-6	305	4/21/92	3	Nebraska	D4c '16	7	7	0	2
73	Marshal Yanda	G/T	6-3	305	9/15/84	12	Iowa	D3b '07	9	9	0	0
74	James Hurst	G/T	6-5	310	12/17/91	5	North Carolina	FA '14	6	6	0	3
77	Bradley Bozeman	C	6-5	317	11/24/94	R	Alabama	D6c '18	7	1	2	0
78	Orlando Brown Jr.	T	6-8	345	5/2/96	R	Oklahoma	D3a '18	9	3	0	0
79	Ronnie Stanley	T	6-6	315	3/18/94	3	Notre Dame	D1 '16	8	8	0	1
81	Hayden Hurst	TE	6-4	245	8/24/93	R	South Carolina	D1a '18	5	0	0	4
83	Willie Snead IV	WR/RS	5-11	205	10/17/92	4	Ball State	RFA (NO) '18	9	4	0	0
86	Nick Boyle	TE	6-4	270	2/17/93	4	Delaware	D5a '15	9	7	0	0
87	Maxx Williams	TE	6-4	252	4/12/94	4	Minnesota	D2 '15	7	5	0	2
88	Ty Montgomery	RB/WR	6-0	216	1/22/93	4	Stanford	TR (GB) '18	7	0	0	1
89	Mark Andrews	TE	6-5	256	9/6/95	R	Oklahoma	D3b '18	9	2	0	0
90	Za'Darius Smith	OLB	6-4	272	9/8/92	4	Kentucky	D4a '15	9	3	0	0
93	Chris Wormley	DE	6-5	300	10/25/93	2	Michigan	D3a '17	9	6	0	0
95	Zach Sieler	DT	6-6	290	9/7/95	R	Ferris State	D7 '18	2	0	0	7
96	Brent Urban	DE	6-7	300	5/5/91	5	Virginia	D4a '14	9	9	0	0
97	Michael Pierce	DT	6-0	340	11/6/92	3	Samford	FA '16	7	0	0	2
98	Brandon Williams	DT	6-1	336	2/21/89	6	Missouri Southern St.	D3 '13	9	9	0	0
99	Matthew Judon	OLB	6-3	261	8/15/92	3	Grand Valley State	D5 '16	9	6	0	0
<b>Practice Squad</b>												
14	Tim White	WR/RS	5-10	175	7/15/94	2	Arizona State	FA '17	3	0	0	0
31	Robertson Daniel	CB	6-0	209	10/1/91	1	Brigham Young	FA '18	1	0	0	0
33	Makinton Dorleant	CB	5-11	182	10/6/92	2	Northern Iowa	FA '18	0	0	0	0
44	Mark Thompson	RB	6-1	235	12/9/94	R	Florida	FA '18	0	0	0	0
45	Christopher Ezeala (IPP)	FB	5-11	248	9/19/95	R	German Football League	IPP '18	0	0	0	0
58	Alvin Jones	ILB	5-10	231	12/2/94	R	UTEP	FA '18	0	0	0	0
60	Randin Crecelius	G/T	6-5	300	8/5/96	R	Portland State	FA '18	0	0	0	0
63	Kofi Amichia	G	6-3	304	7/29/94	1	South Florida	FA '18	0	0	0	0
65	Nico Siragusa	G	6-4	330	5/10/94	2	San Diego State	D4 '17	0	0	0	0
80	Darren Waller	TE	6-6	255	9/13/92	3	Georgia Tech	D6 '15	0	0	0	0
84	Janarion Grant	WR/RS	5-10	173	11/20/93	R	Rutgers	FA '18	2	0	0	0
<b>Non-Football Injury List</b>												
6	Kaare Vedvik	P/K	6-3	210	3/16/94	R	Marshall	FA '18	0	0	0	0
<b>Injured Reserve</b>												
12	Jaleel Scott	WR	6-5	210	2/23/95	R	New Mexico State	D4c '18	0	0	0	0
21	DeShon Elliott	S	6-1	210	4/21/97	R	Texas	D6a '18	0	0	0	0
26	Maurice Canady	CB	6-1	193	5/26/94	3	Virginia	D6b '16	1	0	0	2
30	Kenneth Dixon	RB	5-10	228	1/21/94	3	Louisiana Tech	D4e '16	1	0	0	0
38	Stanley Jean-Baptiste	CB	6-3	216	4/12/90	3	Nebraska	FA '17	0	0	0	0
47	De'Lance Turner	RB	5-11	214	8/23/95	R	Alcorn State	FA '18	4	0	0	0
64	Greg Senat	T	6-6	305	9/8/94	R	Wagner	D6b '18	0	0	0	0
69	Willie Henry	DT	6-3	291	3/20/94	3	Michigan	D4d '16	3	0	0	4
<b>Physically Unable to Perform</b>												
16	Quincy Adebeyejo	WR	6-3	200	5/26/95	1	Mississippi	FA '17	0	0	0	0
43	Jaylen Hill	CB	5-10	175	5/26/94	2	Jacksonville State	FA '17	0	0	0	0
53	Bam Bradley	ILB	5-11	232	6/26/94	2	Pittsburgh	FA '17	0	0	0	0





# POSITIONAL ROSTER

As of Nov. 13

## QUARTERBACKS

- 3 Robert Griffin III . . . . .QB
- 5 Joe Flacco . . . . .QB
- 8 Lamar Jackson . . . . .QB

## WIDE RECEIVERS

- 10 Chris Moore . . . . . WR/RS
- 13 John Brown . . . . . WR
- 15 Michael Crabtree . . . . . WR
- 17 Jordan Lasley . . . . . WR/RS
- 83 Willie Snead IV. . . . . WR/RS

## RUNNING BACKS

- 34 Alex Collins . . . . . RB
- 35 Gus Edwards . . . . . RB
- 37 Javorius Allen. . . . . RB
- 88 Ty Montgomery . . . . . RB/WR

## TIGHT ENDS

- 81 Hayden Hurst . . . . . TE
- 86 Nick Boyle . . . . . TE
- 87 Maxx Williams . . . . . TE
- 89 Mark Andrews . . . . . TE

## OFFENSIVE LINE

- 61 Hroniss Grasu . . . . . C
- 68 Matt Skura . . . . . G/C
- 71 Jermaine Eluemunor . . . . . G/T
- 72 Alex Lewis . . . . . G/T
- 73 Marshal Yanda . . . . . G/T
- 74 James Hurst . . . . . G/T
- 77 Bradley Bozeman . . . . . C
- 78 Orlando Brown Jr. . . . . T
- 79 Ronnie Stanley. . . . . T

## SPECIALISTS

- 4 Sam Koch. . . . . P
- 9 Justin Tucker . . . . . K
- 46 Morgan Cox . . . . . LS

## SECONDARY

- 22 Jimmy Smith . . . . . CB
- 23 Tony Jefferson . . . . . S
- 24 Brandon Carr. . . . . CB
- 25 Tavon Young . . . . . CB
- 27 Cyrus Jones . . . . . CB/RS
- 28 Anthony Averett . . . . . CB
- 29 Marlon Humphrey. . . . . CB
- 32 Eric Weddle . . . . . S
- 36 Chuck Clark . . . . . S
- 41 Anthony Levine Sr. . . . . DB/LB

## LINEBACKERS

- 40 Kenny Young . . . . . LB
- 48 Patrick Onwuasor . . . . . ILB
- 49 Chris Board. . . . . LB
- 54 Tyus Bowser . . . . . OLB
- 55 Terrell Suggs . . . . . OLB
- 56 Tim Williams . . . . . OLB
- 57 C.J. Mosley . . . . . ILB
- 90 Za'Darius Smith . . . . . OLB
- 99 Matthew Judon . . . . . OLB

## DEFENSIVE LINE

- 42 Patrick Ricard. . . . . FB/DL
- 93 Chris Wormley . . . . . DE
- 95 Zach Sieler . . . . . DT
- 96 Brent Urban . . . . . DE
- 97 Michael Pierce . . . . . DT
- 98 Brandon Williams . . . . . DT

## PRACTICE SQUAD

- 14 Tim White . . . . . WR/RS
- 31 Robertson Daniel . . . . . CB
- 33 Makinton Dorleant . . . . . CB
- 44 Mark Thompson . . . . . RB
- 45 Christopher Ezeala (IPP). . . . . FB
- 58 Alvin Jones . . . . . ILB
- 60 Randin Crecelius . . . . . G/T
- 63 Kofi Amichia . . . . . G
- 65 Nico Siragusa. . . . . G
- 80 Darren Waller . . . . . TE
- 84 Janarion Grant . . . . . WR/RS

## INJURED RESERVE

- 12 Jaleel Scott . . . . . WR
- 21 DeShon Elliott . . . . . S
- 26 Maurice Canady . . . . . CB
- 30 Kenneth Dixon . . . . . RB
- 38 Stanley Jean-Baptiste . . . . . CB
- 47 De'Lance Turner . . . . . RB
- 64 Greg Senat . . . . . T
- 69 Willie Henry . . . . . DT

## PHYSICALLY UNABLE TO PERFORM (PUP)

- 16 Quincy Adeboyejo . . . . . WR
- 43 Jaylen Hill . . . . . CB
- 53 Bam Bradley . . . . . ILB

## NON-FOOTBALL INJURY LIST

- 6 Kaare Vedvik . . . . . P/K



# 2018 COACHING STAFF

- John Harbaugh . . . . . Head Coach
- Jerry Rosburg . . . . . Special Teams Coord. / Assc. Head Coach
- Don Martindale . . . . . Defensive Coordinator
- Marty Mornhinweg . . . . . Offensive Coordinator
- Greg Roman . . . . . Assistant Head Coach / Tight Ends Coach
- Richard Angulo . . . . . Assistant Offensive Line Coach
- Juney Barnett . . . . . Assistant Strength & Conditioning Coach
- Andy Bischoff . . . . . Offensive Assistant / TEs
- Randy Brown . . . . . Specialists Coach
- Joe Cullen . . . . . Defensive Line Coach
- Joe D'Alessandris . . . . . Offensive Line Coach

- Bobby Engram . . . . . Wide Receivers Coach
- Thomas Hammock . . . . . Running Backs Coach
- Chris Hewitt . . . . . Secondary Coach
- Chris Horton . . . . . Assistant Special Teams Coach
- Sterling Lucas . . . . . Quality Control - Defense
- Mike Macdonald . . . . . Linebackers Coach
- Steve Saunders. . . . . Head Strength & Conditioning Coach
- James Urban. . . . . Quarterbacks Coach
- Craig Ver Steeg. . . . . Senior Offensive Assistant
- Matt Weiss . . . . . Football Strategy Coordinator / WRs
- Drew Wilkins . . . . . Assistant Defensive Line / OLBs



# DEPTH CHART

*Updated by Ravens PR on Nov.*

## OFFENSE

WR	83	Willie Snead IV	10	Chris Moore		
WR	15	Michael Crabtree	<u>17</u>	<u>Jordan Lasley</u>		
WR	13	John Brown				
LT	79	Ronnie Stanley*	74	James Hurst*	71	Jermaine Eluemunor
LG	72	Alex Lewis	61	Hroniss Grasu	71	Jermaine Eluemunor
C	68	Matt Skura	72	Alex Lewis	<u>77</u>	<u>Bradley Bozeman</u> 61 Hroniss Grasu
RG	73	Marshal Yanda	<u>77</u>	<u>Bradley Bozeman</u>	71	Jermaine Eluemunor
RT	74	James Hurst*	<u>78</u>	<u>Orlando Brown Jr.</u>	71	Jermaine Eluemunor
TE	86	Nick Boyle	<u>81</u>	<u>Hayden Hurst</u>	<u>89</u>	<u>Mark Andrews</u> 87 Maxx Williams
QB	5	Joe Flacco	<u>8</u>	<u>Lamar Jackson</u>	3	Robert Griffin III
RB	34	Alex Collins	37	Javorius Allen	<u>35</u>	<u>Gus Edwards</u> 88 Ty Montgomery (RB/WR) 42 Patrick Ricard (FB)

## DEFENSE

DT	93	Chris Wormley	42	Patrick Ricard		
NT	98	Brandon Williams	97	Michael Pierce		
DE	96	Brent Urban	<u>95</u>	<u>Zach Sieler</u>		
RUSH	55	Terrell Suggs	90	Za'Darius Smith	56	Tim Williams*
MLB	57	C.J. Mosley	<u>49</u>	<u>Chris Board</u>		
WLB	48	Patrick Onwuasor	- or -	<u>40</u>	<u>Kenny Young</u>	
SAM	99	Matthew Judon	54	Tyus Bowser		
LCB	24	Brandon Carr	22	Jimmy Smith	<u>28</u>	<u>Anthony Averett</u>
SS	23	Tony Jefferson	41	Anthony Levine Sr.		
FS	32	Eric Weddle	36	Chuck Clark		
RCB	29	Marlon Humphrey	25	Tavon Young	27	Cyrus Jones

## SPECIAL TEAMS

P	4	Sam Koch				
K	9	Justin Tucker				
H	4	Sam Koch				
LS	46	Morgan Cox				
KOR	10	Chris Moore	83	Willie Snead IV	<u>17</u>	<u>Jordan Lasley</u>
PR	27	Cyrus Jones	83	Willie Snead IV	<u>17</u>	<u>Jordan Lasley</u>

All Rookies Underlined \*Missed last game with injury

## PRONUNCIATIONS

**PLAYERS:** Quincy Adebeyejo (add-ah-BOY-joe); Javorius Allen (juh-VAR-us); Anthony Averett (AY-vrett); Maurice Canady (CAN-uh-dee); Randin Crecelius (cruh-SILL-ee-us); Jermaine Eluemunor (EE-lew-mun-or); Chris Ezeala (ee-ZAH-lah); Janarion Grant (juh-NAIR-ee-on); Hroniss Grasu (huh-ROW-niss, grass-UU); Stanley Jean-Baptiste (GENE bap-TEEST); Sam Koch (Cook); Anthony Levine Sr. (luh-VEEN); Patrick Onwuasor (oh-WAH-so); Greg Senat (suh-NOT); Zach Sieler (SEE-ler); Matt Skura (SKUR-uh); Za'Darius Smith (zuh-DARE-ee-us); Marshal Yanda (YAWN-da); Kaare Vedvik (CORE-ee, VED-vick); Tavon Young (TAY-von) **COACHES:** Richard Angulo (an-GOO-low); Andy Bischoff (BISH-off); Joe D'Alessandris (dell-ah-SAN-dress); Marty Mornhinweg (MORE-ning-wig); Craig Ver Steeg (ver-STEGG)



# HOW THE RAVENS ARE BUILT

## BY YEAR SIGNED

YEAR	PLAYER	ACQ.
2003	OLB Terrell Suggs	D1a
2006	P Sam Koch	D6a
2007	G/T Marshal Yanda	D3b
2008	QB Joe Flacco	D1
2010	LS Morgan Cox	RFA
2011	CB Jimmy Smith	D1
2012	DB/LB Anthony Levine Sr.	FA
	K Justin Tucker	RFA
2013	DT Brandon Williams	D3
2014	OL James Hurst	RFA
	LB C.J. Mosley	D1
	DE Brent Urban	D4a
2015	RB Javorius Allen	D4b
	TE Nick Boyle	D5a
	OLB Za'Darius Smith	D4a
	TE Maxx Williams	D2
2016	CB Maurice Canady [Injured Reserve]	D6b
	RB Kenneth Dixon [Injured Reserve]	D4e
	DT Willie Henry [Injured Reserve]	D4d
	OLB Matthew Judon	D5
	G/T Alex Lewis	D4c
	WR Chris Moore	D4b
	ILB Patrick Onwuasor	RFA
	DT Michael Pierce	RFA
	G/C Matt Skura	FA
	T Ronnie Stanley	D1
	S Eric Weddle	UFA (SD)
	CB Tavon Young	D4a
2017	WR Quincy Adebayo [PUP List]	RFA
	OLB Tyus Bowser	D2
	LB Bam Bradley [PUP List]	RFA
	CB Brandon Carr	UFA (Dal.)
	S Chuck Clark	D6
	RB Alex Collins	FA
	G/T Jermaine Eluemunor	D5
	CB Jaylen Hill [PUP List]	RFA
	CB Marlon Humphrey	D1
	CB Stanley Jean-Baptiste [Injured Reserve]	FA
	S Tony Jefferson	UFA (Ari.)
	FB/DL Patrick Ricard	RFA
	OLB Tim Williams	D3b
	DE Chris Wormley	D3a
2018	TE Mark Andrews	D3b
	CB Anthony Averett	D4a
	LB Chris Board	RFA
	C Bradley Bozeman	D6c
	WR John Brown	FA
	T Orlando Brown Jr.	D3a
	WR Michael Crabtree	FA
	RB Gus Edwards	RFA
	S DeShon Elliott [Injured Reserve]	D6a
	C Hroniss Grasu	FA
	QB Robert Griffin III	FA
	TE Hayden Hurst	D1a
	QB Lamar Jackson	D1b
	CB/RS Cyrus Jones	WAV (NE)
	WR Jordan Lasley	D5
	RB/WR Ty Montgomery	TR (GB)
	WR Jaleel Scott [Injured Reserve]	D4c
	T Greg Senat [Injured Reserve]	D6b
	DT Zach Sieler	D7
	WR Willie Snead IV	Res. FA (NO)
	RB De'Lance Turner [Injured Reserve]	RF
	P/K Kaare Vedvik [Non-Football Injury List]	RFA
	LB Kenny Young	D4b

## BY DRAFT ROUND

1st ROUND (10)	TEAM	YEAR
OLB Terrell Suggs	Baltimore	2003 (10th)
QB Joe Flacco	Baltimore	2008 (18th)
WR Michael Crabtree	San Francisco	2009 (10th)
CB Jimmy Smith	Baltimore	2011 (27th)
QB Robert Griffin III	Washington	2012 (2nd)
LB C.J. Mosley	Baltimore	2014 (17th)
T Ronnie Stanley	Baltimore	2016 (6th)
CB Marlon Humphrey	Baltimore	2017 (16th)
TE Hayden Hurst	Baltimore	2018 (21st)
QB Lamar Jackson	Baltimore	2018 (32nd)
<b>2nd ROUND (5)</b>		
S Eric Weddle	San Diego	2007
CB Stanley Jean-Baptiste [Injured Reserve]	New Orleans	2014
TE Maxx Williams	Baltimore	2015
CB/RS Cyrus Jones	New England	2016
OLB Tyus Bowser	Baltimore	2017
<b>3rd ROUND (9)</b>		
G/T Marshal Yanda	Baltimore	2007
DT Brandon Williams	Baltimore	2013
WR John Brown	Arizona	2014
C Hroniss Grasu	Chicago	2015
RB/WR Ty Montgomery	Green Bay	2015
OLB Tim Williams	Baltimore	2017
DE Chris Wormley	Baltimore	2017
TE Mark Andrews	Baltimore	2018
T Orlando Brown Jr.	Baltimore	2018
<b>4th ROUND (11)</b>		
DE Brent Urban	Baltimore	2014
RB Javorius Allen	Baltimore	2015
OLB Za'Darius Smith	Baltimore	2015
DT Willie Henry [Injured Reserve]	Baltimore	2016
RB Kenneth Dixon [Injured Reserve]	Baltimore	2016
G/T Alex Lewis	Baltimore	2016
WR Chris Moore	Baltimore	2016
CB Tavon Young	Baltimore	2016
CB Anthony Averett	Baltimore	2018
WR Jaleel Scott [Injured Reserve]	Baltimore	2018
LB Kenny Young	Baltimore	2018
<b>5th ROUND (6)</b>		
CB Brandon Carr	Kansas City	2008
TE Nick Boyle	Baltimore	2015
RB Alex Collins	Seattle	2016
OLB Matthew Judon	Baltimore	2016
G/T Jermaine Eluemunor	Baltimore	2017
WR Jordan Lasley	Baltimore	2018
<b>6th ROUND (6)</b>		
P Sam Koch	Baltimore	2006
CB Maurice Canady [Injured Reserve]	Baltimore	2016
S Chuck Clark	Baltimore	2017
C Bradley Bozeman	Baltimore	2018
S DeShon Elliott [Injured Reserve]	Baltimore	2018
T Greg Senat [Injured Reserve]	Baltimore	2018
<b>7th ROUND (1)</b>		
DT Zach Sieler	Baltimore	2018
<b>UNDRAFTED (17)</b>		
LS Morgan Cox	Baltimore	2010
DB Anthony Levine Sr.	Green Bay	2010
K Justin Tucker	Baltimore	2012
S Tony Jefferson	Arizona	2013
OL James Hurst	Baltimore	2014
WR Willie Snead IV	Cleveland	2014
ILB Patrick Onwuasor	Baltimore	2016
DT Michael Pierce	Baltimore	2016
G/C Matt Skura	Baltimore	2016
WR Quincy Adebayo [PUP]	Baltimore	2017
LB Bam Bradley [PUP]	Baltimore	2017
CB Jaylen Hill [PUP]	Baltimore	2017
FB/DL Patrick Ricard	Baltimore	2017
LB Chris Board	Baltimore	2018
RB Gus Edwards	Baltimore	2018
RB De'Lance Turner [Injured Reserve]	Baltimore	2018
P/K Kaare Vedvik [Non-Football Injury List]	Baltimore	2018





# PARTICIPATION CHART

Player	REGULAR SEASON TOTALS										GAMES PLAYED	GAMES STARTED	DID NOT PLAY	INACTIVE						
	9/9 vs. Buf.	9/13 @ Cin.	9/23 vs. Den.	9/30 @ Pit.	10/7 @ Cle.	10/14 @ Ten.	10/21 vs. NO	10/28 @ Car.	11/4 vs. Pit.	11/18 vs. Cin.					11/25 vs. Oak.	12/2 @ Atl.	12/9 @ KC	12/16 vs. TB	12/22 @ LAC	12/30 vs. Cle.
Adeboyejo, Quincy	PUP	PUP	PUP	PUP	PUP	PUP	PUP	PUP	PUP								0	0	0	0
Allen, Javorius	X	X	X	X	X	X	X	X	X								9	0	0	0
Amichia, Kofi	NOR	NOR	NOR	NOR	NOR	NOR	NOR	PS	PS								0	0	0	0
Andrews, Mark	X	TE	X	X	X	TE	X	X	X								9	2	0	0
Averett, Anthony	X	X	INA	INA	INA	INA	INA	X	X								4	0	0	5
Board, Chris	X	X	X	X	X	X	X	X	X								9	0	0	0
Bowser, Tyus	X	X	X	X	X	INA	X	X	X								8	0	0	1
Boyle, Nick	TE	X	TE	TE	TE	X	TE	TE	TE								9	7	0	0
Bozeman, Bradley	X	X	X	X	X	X	LG	DNP	DNP								7	1	2	0
Bradley, Bam	PUP	PUP	PUP	PUP	PUP	PUP	PUP	PUP	PUP								0	0	0	0
Brown Jr., Orlando	X	X	X	X	X	X	RT	RT	RT								9	3	0	0
Brown, John	WR	WR	WR	WR	X	WR	WR	WR	WR								9	8	0	0
Canady, Maurice	X	INA	INA	IR	IR	IR	IR	IR	IR								1	0	0	2
Carr, Brandon	LCB	LCB	LCB	LCB	CB	LCB	LCB	LCB	CB								9	9	0	0
Clark, Chuck	X	X	X	X	X	X	X	X	X								9	0	0	0
Collins, Alex	RB	RB	RB	RB	RB	RB	RB	RB	RB								9	9	0	0
Cox, Morgan	X	X	X	X	X	X	X	X	X								9	0	0	0
Crabtree, Michael	WR	WR	WR	WR	WR	WR	WR	WR	WR								9	9	0	0
Creelius, Randin	PS	PS	PS	PS	PS	NOR	PS	PS	PS								0	0	0	0
Daniel, Robertson	PS	PS	X	PS	PS	PS	PS	PS	PS								1	0	0	0
Dixon, Kenneth	X	IR	IR	IR	IR	IR	IR	IR	IR								1	0	0	0
Dorleant, Makinton	NOR	NOR	PS	PS	PS	PS	PS	PS	PS								0	0	0	0
Edwards, Gus	PS	PS	PS	PS	PS	X	X	X	X								4	0	0	0
Elliott, DeShon	IR	IR	IR	IR	IR	IR	IR	IR	IR								0	0	0	0
Eluemunor, Jermaine	INA	INA	NOR	PS	PS	PS	PS	X	LT								2	1	0	2
Ezeala, Christopher	PS	PS	PS	PS	PS	PS	PS	PS	PS								0	0	0	0
Flacco, Joe	QB	QB	QB	QB	QB	QB	QB	QB	QB								9	9	0	0
Grant, Janarion	X	X	NOR	PS	PS	PS	PS	PS	PS								2	0	0	0
Grasu, Hroniss	NOR	NOR	NOR	INA	INA	INA	X	LG	X								3	1	0	3
Griffin III, Robert	INA	INA	INA	INA	INA	INA	INA	INA	INA								0	0	0	9
Henry, Willie	INA	INA	INA	INA	X	X	X	IR	IR								3	0	0	4
Hill, Jaylen	PUP	PUP	PUP	PUP	PUP	PUP	PUP	PUP	PUP								0	0	0	0
Humphrey, Marlon	RCB	RCB	RCB	RCB	X	RCB	INA	INA	X								7	5	0	2
Humphrey, Myles	PS	PS	PS	NOR	NOR	NOR	NOR	NOR	NOR								0	0	0	0
Hurst, Hayden	INA	INA	INA	INA	X	X	X	X	X								5	0	0	4
Hurst, James	RT	RT	RT	RT	RT	RT	INA	INA	INA								6	6	0	3
Jackson, Lamar	X	X	X	X	X	X	X	X	X								9	0	0	0
Jean-Baptiste, Stanley	IR	IR	IR	IR	IR	IR	IR	IR	IR								0	0	0	0
Jefferson, Tony	SS	SS	SS	SS	SS	SS	SS	SS	SS								9	9	0	0
Jones, Alvin	NOR	NOR	NOR	NOR	NOR	NOR	PS	PS	PS								0	0	0	0
Jones, Cyrus	PS	PS	NOR	NOR	NOR	X	X	X	X								4	0	0	0
Judon, Matthew	X	SAM	SAM	X	SAM	SAM	SAM	SAM	X								9	6	0	0
Koch, Sam	X	X	X	X	X	X	X	X	X								9	0	0	0
LaCouture, Christian	PS	PS	PS	PS	NOR	NOR	NOR	NOR	NOR								0	0	0	0
Lasley, Jordan	INA	INA	INA	INA	INA	INA	INA	INA	INA								0	0	0	9
Levine Sr., Anthony	X	X	X	X	X	X	X	X	X								9	0	0	0
Levrone, Andre	NOR	NOR	NOR	NOR	PS	PS	PS	NOR	NOR								0	0	0	0
Lewis, Alex	LG	LG	LG	LG	LG	LG	INA	INA	LG								7	7	0	2
McClellan, Albert	NOR	NOR	WLB	X	X	X	X	X	NOR								6	1	0	0
Montgomery, Ty	NOR	NOR	NOR	NOR	NOR	NOR	NOR	NOR	INA								0	0	0	1
Moore, Chris	X	X	X	X	X	X	X	X	X								9	0	0	0
Mosley, C.J.	MLB	MLB	INA	MLB	MLB	MLB	MLB	MLB	MLB								8	8	0	1
Nacua, Kai	NOR	NOR	PS	PS	PS	PS	NOR	NOR	NOR								0	0	0	0
Onwuasor, Patrick	WLB	WLB	X	X	X	WLB	X	WLB	WLB								9	5	0	0
Pierce, Michael	X	X	INA	X	INA	X	X	X	X								7	0	0	2
Ricard, Patrick	X	X	X	X	DL	INA	X	X	FB								8	2	0	1
Scott, Jaleel	IR	IR	IR	IR	IR	IR	IR	IR	IR								0	0	0	0
Senat, Greg	IR	IR	IR	IR	IR	IR	IR	IR	IR								0	0	0	0
Sieler, Zach	INA	INA	X	INA	INA	INA	INA	INA	X								2	0	0	7
Siragusa, Nico	PS	PS	PS	PS	PS	PS	PS	PS	PS								0	0	0	0
Skura, Matt	C	C	C	C	C	C	C	C	C								9	9	0	0
Smith, Jimmy	SUS	SUS	SUS	SUS	X	X	RCB	RCB	LCB								5	3	0	0
Smith, Za'Darius	OLB	X	X	SAM	X	X	X	X	OLB								9	3	0	0
Snead IV, Willie	X	WR	X	X	WR	X	WR	WR	X								9	4	0	0
Stanley, Ronnie	LT	LT	LT	LT	LT	LT	LT	LT	LT								8	8	0	1
Suggs, Terrell	RUSH	RUSH	RUSH	RUSH	RUSH	RUSH	RUSH	RUSH	RUSH								9	9	0	0
Thompson, Mark	NOR	NOR	NOR	NOR	NOR	NOR	PS	PS	PS								0	0	0	0
Tucker, Justin	X	X	X	X	X	X	X	X	X								9	0	0	0
Turner, De'Lance	PS	X	X	X	X	IR	IR	IR	IR								4	0	0	0
Urban, Brent	DE	DE	DE	DE	DE	DE	DE	DE	DE								9	9	0	0
Vedvik, Kaare	NFI	NFI	NFI	NFI	NFI	NFI	NFI	NFI	NFI								0	0	0	0
Waller, Darren	PS	PS	PS	PS	PS	PS	PS	PS	PS								0	0	0	0
Weddle, Eric	FS	FS	FS	FS	FS	FS	FS	FS	FS								9	9	0	0
White, Tim	PS	PS	X	X	X	PS	PS	PS	PS								3	0	0	0
Williams, Brandon	NT	NT	NT	NT	NT	NT	NT	NT	NT								9	9	0	0
Williams, Darius	INA	X	X	X	NOR	NOR	NOR	NOR	NOR								3	0	0	1
Williams, Maxx	TE	X	TE	TE	TE	TE	X	INA	INA								7	5	0	2
Williams, Tim	X	X	X	X	INA	X	X	X	INA								7	0	0	2
Wormley, Chris	X	DT	DT	X	DT	DT	DT	DT	X								9	6	0	0
Yanda, Marshal	RG	RG	RG	RG	RG	RG	RG	RG	RG								9	9	0	0
Young, Kenny	X	X	MLB	WLB	WLB	X	X	X	X								9	3	0	0
Young, Tavon	CB	X	X	DB	X	X	CB	X	RCB								9	4	0	0

Position in Caps = Starter; X = Played/Substituted; IR = Injured Reserve; NOR = Not on Roster; PS = Practice Squad; NFI = Non-Football Injury List



# GAME-BY-GAME STARTERS

## OFFENSE

GAME	WR	LT	LG	C	RG	RT	TE	WR	QB	RB	WR	OTHER
Sept. 9 vs. Buffalo	Crabtree	Stanley	Lewis	Skura	Yanda	J. Hurst	Boyle	J. Brown	Flacco	Collins	M. Williams	(TE)
Sept. 13 at Cincinnati	Crabtree	Stanley	Lewis	Skura	Yanda	J. Hurst	<b>Andrews</b>	J. Brown	Flacco	Collins	Snead IV	
Sept. 23 vs. Denver	Crabtree	Stanley	Lewis	Skura	Yanda	J. Hurst	Boyle	J. Brown	Flacco	Collins	M. Williams	(TE)
Sept. 30 at Pittsburgh	Crabtree	Stanley	Lewis	Skura	Yanda	J. Hurst	Boyle	J. Brown	Flacco	Collins	M. Williams	(TE)
Oct. 7 at Cleveland	Crabtree	Stanley	Lewis	Skura	Yanda	J. Hurst	Boyle	Snead IV	Flacco	Collins	M. Williams	(TE)
Oct. 14 at Tennessee	Crabtree	Stanley	Lewis	Skura	Yanda	J. Hurst	<b>Andrews</b>	J. Brown	Flacco	Collins	M. Williams	(TE)
Oct. 21 vs. New Orleans	Crabtree	Stanley	<b>Bozeman</b>	Skura	Yanda	<b>O. Brown</b>	Boyle	J. Brown	Flacco	Collins	Snead IV	
Oct. 28 at Carolina	Crabtree	Stanley	Grasu	Skura	Yanda	O. Brown	Boyle	J. Brown	Flacco	Collins	Snead IV	
Nov. 4 vs. Pittsburgh	Crabtree	Stanley	Lewis	Skura	Yanda	O. Brown	Boyle	J. Brown	Flacco	Collins	n/a	Ricard (FB)
Nov. 18 vs. Cincinnati												
Nov. 25 vs. Oakland												
Dec. 2 at Atlanta												
Dec. 9 at Kansas City												
Dec. 16 vs. Tampa Bay												
Dec. 22/23 at LAC												
Dec. 30 vs. Cleveland												

## DEFENSE

GAME	NT	DE	DT	SAM	MIKE	WILL	RUSH	RCB	LCB	SS	FS	OTHER
Sept. 9 vs. Buffalo	B. Williams	Urban	n/a	Z. Smith	Mosley	Onwuasor	Suggs	Humphrey	Carr	Jefferson	Weddle	T. Young (DB)
Sept. 13 at Cincinnati	B. Williams	Urban	Wormley	Judon	Mosley	Onwuasor	Suggs	Humphrey	Carr	Jefferson	Weddle	n/a
Sept. 23 vs. Denver	B. Williams	Urban	Wormley	Judon	<b>K. Young</b>	McClellan	Suggs	Humphrey	Carr	Jefferson	Weddle	n/a
Sept. 30 at Pittsburgh	B. Williams	Urban	n/a	Z. Smith	Mosley	K. Young	Suggs	Humphrey	Carr	Jefferson	Weddle	T. Young (DB)
Oct. 7 at Cleveland	B. Williams	Urban	Wormley	Judon	Mosley	K. Young	Suggs	n/a	Carr	Jefferson	Weddle	<b>P. Ricard (DL)</b>
Oct. 14 at Tennessee	B. Williams	Urban	Wormley	Judon	Mosley	Onwuasor	Suggs	Humphrey	Carr	Jefferson	Weddle	n/a
Oct. 21 vs. New Orleans	B. Williams	Urban	Wormley	Judon	Mosley	n/a	Suggs	J. Smith	Carr	Jefferson	Weddle	T. Young (DB)
Oct. 28 at Carolina	B. Williams	Urban	Wormley	Judon	Mosley	Onwuasor	Suggs	J. Smith	Carr	Jefferson	Weddle	
Nov. 4 vs. Pittsburgh	B. Williams	Urban	Wormley	Judon	Mosley	Onwuasor	Suggs	J. Smith	Carr	Jefferson	Weddle	
Nov. 18 vs. Cincinnati	B. Williams	Urban	n/a	Z. Smith	Mosley	Onwuasor	Suggs	J. Smith	Carr	Jefferson	Weddle	T. Young (DB)
Nov. 25 vs. Oakland												
Dec. 2 at Atlanta												
Dec. 9 at Kansas City												
Dec. 16 vs. Tampa Bay												
Dec. 22/23 at LAC												
Dec. 30 vs. Cleveland												

**Bold denotes first NFL start**



## 2018 TRANSACTIONS

- **Jan. 1:** Re-signed RB John Crockett, T Steven Moore, FB Ricky Ortiz and QB Josh Woodrum to Reserve/Future contracts
- **Jan. 2:** Re-signed CB Robertson Daniel to a Reserve/Future contract.
- **Jan. 3:** Signed **CB Bennett Jackson** to a Reserve/Future contract.
- **Jan. 11:** Re-signed CB Robert Nelson to a Reserve/Future contract.
- **Feb. 6:** Signed free agent **WR DeVier Posey**.
- **March 6:** Signed a new renegotiated deal with DE Brent Urban.
- **March 12:** Terminated the contract of vested veteran DB Lardarius Webb; Signed a new renegotiated deal with G/T James Hurst.
- **March 13:** Terminated the contract of vested veteran RB Danny Woodhead.
- **March 14:** Terminated the contract of vested veteran WR Jeremy Maclin.
- **March 15:** Signed UFA (Ari.) **WR John Brown**.
- **March 16:** Signed free agent **WR Michael Crabtree**.
- **April 11:** Signed free agent **QB Robert Griffin III**.
- **April 14:** Re-signed exclusive rights free agent RB Alex Collins.
- **April 16:** Re-signed exclusive rights free agents WR Quincy Adeboyejo, DB Stanley Jean-Baptiste, TE Vince Mayle, LB Patrick Onwuasor, G Maurice Shakir and G/C Matt Skura.
- **April 24:** Waived (failed physical) C Brandon Kublanow and T Stephane Nembot.
- **April 26:** Signed restricted free agent (NO) **WR Willie Snead IV**.
- **May 1:** Claimed off waivers (Cle.) **DB Kai Nacua**.
- **May 2:** Waived RB John Crockett.
- **May 3:** Waived CB Robertson Daniel.
- **May 4:** Signed 15 undrafted rookie free agents: **WR Jaelon Acklin**, **G Randin Crecelius**, **RB Gus Edwards**, **G Justin Evans**, **ILB Alvin Jones**, **TE Nick Keizer**, **DE Christian LaCouture**, **WR Andre Levrone**, **LB Mason McKenrick**, **LS Trent Sieg**, **C Alex Thompson**, **RB Mark Thompson**, **RB De'Lance Turner**, **P Kaare Vedvik** and **DB Darius Williams**; Waived T Steven Moore.
- **May 5:** Signed 2018 draft picks **CB Anthony Averett**, **C Bradley Bozeman**, **S DeShon Elliott**, **WR Jordan Lasley**, **WR Jaleel Scott**, **T Greg Senat**, **DE Zach Sieler** and **LB Kenny Young**.
- **May 7:** Waived LB Mason McKenrick and FB Ricky Ortiz; Signed rookie free agents **WR Janarion Grant** and **DE Myles Humphrey**.
- **May 14:** Signed rookie free agent **DE Da'Sean Downey** and International Practice Player **FB Christopher Ezeala**.
- **May 17:** Signed 2018 draft picks **TE Mark Andrews** and **T Orlando Brown Jr.**
- **June 1:** Waived DE Da'Sean Downey; Signed rookie free agent **LB Chris Board**.
- **June 5:** Signed 2018 first-round draft pick QB Lamar Jackson.
- **June 11:** Waived CB Robert Nelson Jr.; Signed rookie free agent **CB Jackson Porter**.
- **June 20:** Signed 2018 draft pick **TE Hayden Hurst**.
- **July 12:** Placed rookie G/C Alex Thompson on Reserve - Did Not Report.
- **July 21:** Signed free agent **G Cameron Lee**.
- **Aug. 6:** Waived (injured) WR Jaelon Acklin, who reverted to Injured Reserve; **TE Darren Waller** was reinstated by the Commissioner following suspension.
- **Aug 27:** Placed WR Jaleel Scott on Injured Reserve and re-signed DB Robertson Daniel.
- **Aug 28:** Traded LB Kamalei Correa to the Tennessee Titans for a 2019 sixth-round draft choice.
- **Aug. 31:** Waived DB Robertson Daniel, G/T Andrew Donnal, G Justin Evans, TE Nick Keizer, DE Christian LaCouture, DB Kai Nacua, CB Jackson Porter, WR DeVier Posey and LS Trent Sieg; Waived (injured) ILB Alvin Jones, who reverted to Injured Reserve; Placed S DeShon Elliott, DB Bennett Jackson, CB Stanley Jean-Baptiste and T Greg Senat on Injured Reserve; WR Quincy Adeboyejo, LB Bam Bradley and CB Jaylen Hill remained on the PUP list.
- **Sept. 1:** Waived G Randin Crecelius, DT Carl Davis, RB Gus Edwards, FB Christopher Ezeala, DE/LB Myles Humphrey, DE Bronson Kaufusi, G Cameron Lee, WR Andre Levrone, TE/WR Vince Mayle, WR Breshad Perriman, G Maurice Shakir, G Nico Siragusa, RB Mark Thompson, RB De'Lance Turner, TE Darren Waller, WR/RS Tim White and QB Josh Woodrum; Terminated the contract of vested veteran LB Albert McClellan; Placed K/P Kaare Vedvik on the Non-Football Injury list.
- **Sept. 2:** Signed G Randin Crecelius, RB Gus Edwards, DE/LB Myles Humphrey, G Nico Siragusa, RB De'Lance Turner, TE Darren Waller and WR/RS Tim White to the practice squad; Signed FB Christopher Ezeala to the practice squad as part of the NFL's International Player Pathway program.
- **Sept. 3:** Signed DB Robertson Daniel, DE Christian LaCouture and **CB Cyrus Jones** to the practice squad.
- **Sept. 4:** Waived (injury settlement) WR Jaelon Acklin.
- **Sept. 6:** Waived (injury settlements) DB Bennett Jackson and ILB Alvin Jones.
- **Sept. 12:** Placed RB Kenneth Dixon (knee) on Injured Reserve; Elevated RB De'Lance Turner from the practice squad to the 53-man roster.
- **Sept. 15:** Re-signed DB Kai Nacua to the practice squad.
- **Sept. 17:** Placed CB Maurice Canady on Injured Reserve; Re-signed LB Albert McClellan to the 53-man roster.
- **Sept. 19:** Signed **CB Makinton Dorleant** to the practice squad after CB/RS Cyrus Jones was signed by New England off the practice squad.
- **Sept. 22:** Waived G/T Jermaine Eluemunor and WR/RS Janarion Grant; Elevated CB Robertson Daniel and WR/RS Tim White from the practice squad to the 53-man roster.
- **Sept 24:** Waived CB Robertson Daniel and signed free agent **C Hroniss Grasu**.
- **Sept. 25:** Re-signed G/T Jermaine Eluemunor and WR/RS Janarion Grant to the practice squad.
- **Sept. 26:** Waived DE/LB Myles Humphrey from the practice squad and re-signed CB Robertson Daniel to the practice squad.
- **Oct. 4:** Waived DE Christian LaCouture from the practice squad and re-signed WR Andre Levrone to the practice squad.
- **Oct. 7:** Waived CB Darius Williams and activated CB Jimmy Smith from the Commissioner Exempt list following his suspension.
- **Oct. 8:** Waived WR/RS Tim White; Claimed CB/RS Cyrus Jones (NE) off waivers.
- **Oct. 9:** Waived G Randin Crecelius from the practice squad and re-signed WR/RS Tim White to the practice squad.
- **Oct. 13:** Placed RB De'Lance Turner on Injured Reserve and elevated RB Gus Edwards from the practice squad to the 53-man roster.
- **Oct. 15:** Waived WR Andre Levrone and DB Kai Nacua from the practice squad; Re-signed G/T Randin Crecelius, LB Alvin Jones and RB Mark Thompson to the practice squad.
- **Oct. 23:** Placed DT Willie Henry on Injured Reserve and elevated G/T Jermaine Eluemunor from the practice squad to the 53-man roster.
- **Oct. 24:** Signed **G Kofi Amichia** to the practice squad.
- **Oct. 30:** Acquired **RB/WR Ty Montgomery** from the Green Bay Packers in exchange for an undisclosed future draft pick; Terminated the contract of vested veteran LB Albert McClellan.

(Bold denotes first time player has joined the Ravens.)



# 2018 RAVENS STATISTICS

## WON 4, LOST 5

09/09	W 47-3	Buffalo	70,591
09/13	L 23-34	at Cincinnati	50,018
09/23	W 27-14	Denver	70,156
09/30	W 26-14	at Pittsburgh	62,030
10/07	L 9-12	OT at Cleveland	67,431
10/14	W 21-0	at Tennessee	64,441
10/21	L 23-24	New Orleans	70,639
10/28	L 21-36	at Carolina	73,843
11/04	L 16-23	Pittsburgh	70,997
11/18		Cincinnati	
11/25		Oakland	
12/02		at Atlanta	
12/09		at Kansas City	
12/16		Tampa Bay	
12/22		at L.A. Chargers	
12/30		Cleveland	

	Balt.	Opp.
<b>TOTAL FIRST DOWNS</b>	<b>209</b>	<b>168</b>
Rushing	65	52
Passing	126	101
Penalty	18	15
3rd Down: Made/Att	60/132	44/125
3rd Down Pct.	45.5	35.2
4th Down: Made/Att	7/12	6/11
4th Down Pct.	58.3	54.5
<b>POSSESSION AVG.</b>	<b>30:06</b>	<b>29:54</b>
<b>TOTAL NET YARDS</b>	<b>3299</b>	<b>2745</b>
Avg. Per Game	366.6	305.0
Total Plays	639	576
Avg. Per Play	5.2	4.8
<b>NET YARDS RUSHING</b>	<b>834</b>	<b>898</b>
Avg. Per Game	92.7	99.8
Total Rushes	231	226
<b>NET YARDS PASSING</b>	<b>2465</b>	<b>1847</b>
Avg. Per Game	273.9	205.2
Sacked/Yards Lost	17/87	28/177
Gross Yards	2552	2024
Att./Completions	391/239	322/192
Completion Pct.	61.1	59.6
Had Intercepted	6	5
<b>PUNTS/AVERAGE</b>	<b>39/46.6</b>	<b>53/44.0</b>
<b>NET PUNTING AVG.</b>	<b>39/40.7</b>	<b>53/39.2</b>
<b>PENALTIES/YARDS</b>	<b>63/489</b>	<b>69/638</b>
<b>FUMBLES/BALL LOST</b>	<b>12/5</b>	<b>9/2</b>
<b>TOUCHDOWNS</b>	<b>24</b>	<b>18</b>
Rushing	11	6
Passing	13	12
Returns	0	0

* SCORE BY PERIODS	Q1	Q2	Q3	Q4	OT	PTS		
<b>TEAM</b>	<b>58</b>	<b>56</b>	<b>58</b>	<b>41</b>	<b>0</b>	<b>213</b>		
<b>OPPONENTS</b>	<b>42</b>	<b>65</b>	<b>15</b>	<b>35</b>	<b>3</b>	<b>160</b>		
* SCORING	TD	Ru	Pa	Rt	K-PAT	FG	S	PTS
Tucker	0	0	0	0	21/22	16/18	0	69
Collins	7	6	1	0			0	42
Allen	5	3	2	0			0	30
J. Brown	4	0	4	0			0	24
Andrews	2	0	2	0			0	12
Crabtree	2	0	2	0			0	12
Dixon	1	1	0	0			0	6
H. Hurst	1	0	1	0			0	6
L. Jackson	1	1	0	0			0	6
Montgomery LG	1	1	0	0			0	6
Snead	1	0	1	0			0	6
<b>TEAM</b>	<b>24</b>	<b>11</b>	<b>13</b>	<b>0</b>	<b>21/22</b>	<b>16/18</b>	<b>0</b>	<b>213</b>
<b>OPPONENTS</b>	<b>18</b>	<b>6</b>	<b>12</b>	<b>0</b>	<b>14/16</b>	<b>12/14</b>	<b>0</b>	<b>160</b>

2-Pt Conv: **TM 0-2, OPP 1-2**  
**SACKS:** Z. Smith 5.5, Suggs 5.5, Judon 2.5, K. Young 2.5, Onwuasor 2, T. Williams 2, T. Young 2, Henry 1, Jefferson 1, Levine 1, Weddle 1, B. Williams 1, Wormley 1, **TM 28, OPP 17**

**FUM/LOST:** Collins 3/3, Flacco 3/1, Grant 2/0, L. Jackson 2/0, Montgomery(LG) 2/1, Allen 1/1, White 1/0

* RUSHING	No.	Yds	Avg	Long	TD
Collins	107	393	3.7	19	6
L. Jackson	28	139	5.0	22	1
Allen	39	106	2.7	17	3
Montgomery LG	26	105	4.0	16	1
Edwards	15	64	4.3	11	0
Flacco	19	45	2.4	13	0
Dixon	13	44	3.4	15	1
C. Moore	3	14	4.7	9	0
Snead	1	13	13.0	13	0
M. Williams	2	8	4.0	7	0
J. Brown	2	4	2.0	3	0
Turner	1	4	4.0	4	0
H. Hurst	1	0	0.0	0	0
<b>TEAM</b>	<b>231</b>	<b>834</b>	<b>3.6</b>	<b>22</b>	<b>11</b>
<b>OPPONENTS</b>	<b>226</b>	<b>898</b>	<b>4.0</b>	<b>35t</b>	<b>6</b>

* RECEIVING	No.	Yds	Avg	Long	TD
Snead	45	448	10.0	26	1
Crabtree	41	472	11.5	27	2
Allen	35	196	5.6	17	2
J. Brown	34	601	17.7	71	4
Andrews	21	244	11.6	30	2
Montgomery LG	15	170	11.3	43	0
Collins	15	105	7.0	24	1
Boyle	14	136	9.7	25	0
M. Williams	14	127	9.1	25	0
C. Moore	12	128	10.7	30	0
H. Hurst	4	57	14.3	26t	1
Turner	2	17	8.5	10	0
White	1	14	14.0	14	0
Edwards	1	7	7.0	7	0
<b>TEAM</b>	<b>239</b>	<b>2552</b>	<b>10.7</b>	<b>71</b>	<b>13</b>
<b>OPPONENTS</b>	<b>192</b>	<b>2024</b>	<b>10.5</b>	<b>51</b>	<b>12</b>

* INTERCEPTIONS	No.	Yds	Avg	Long	TD
Onwuasor	1	33	33.0	33	0
Carr	1	32	32.0	32	0
Levine	1	16	16.0	16	0
Jefferson	1	15	15.0	15	0
T. Young	1	0	0.0	0	0
<b>TEAM</b>	<b>5</b>	<b>96</b>	<b>19.2</b>	<b>33</b>	<b>0</b>
<b>OPPONENTS</b>	<b>6</b>	<b>17</b>	<b>2.8</b>	<b>21</b>	<b>0</b>

* PUNTING	No.	Yds	Avg	Net	TB	In	Lg	B
Koch	38	1818	47.8	40.7	4	19	63	1
<b>TEAM</b>	<b>39</b>	<b>1818</b>	<b>46.6</b>	<b>40.7</b>	<b>4</b>	<b>19</b>	<b>63</b>	<b>1</b>
<b>OPPONENTS</b>	<b>53</b>	<b>2333</b>	<b>44.0</b>	<b>39.2</b>	<b>1</b>	<b>20</b>	<b>64</b>	<b>0</b>

* PUNT RETURNS	Ret	FC	Yds	Avg	Long	TD
C. Jones LG	12	5	135	11.3	26	0
C. Jones TM	7	4	90	12.9	26	0
White	9	6	75	8.3	14	0
Grant	7	4	52	7.4	51	0
Weddle	1	0	18	18.0	18	0
<b>TEAM</b>	<b>24</b>	<b>14</b>	<b>235</b>	<b>9.8</b>	<b>51</b>	<b>0</b>
<b>OPPONENTS</b>	<b>19</b>	<b>6</b>	<b>150</b>	<b>7.9</b>	<b>17</b>	<b>0</b>

* KICKOFF RETURNS	No.	Yds	Avg	Long	TD
Montgomery LG	10	210	21.0	27	0
C. Moore	6	140	23.3	39	0
White	6	135	22.5	37	0
Grant	2	56	28.0	32	0
<b>TEAM</b>	<b>14</b>	<b>331</b>	<b>23.6</b>	<b>39</b>	<b>0</b>
<b>OPPONENTS</b>	<b>18</b>	<b>423</b>	<b>23.5</b>	<b>49</b>	<b>0</b>

* FIELD GOALS	1-19	20-29	30-39	40-49	50+
Tucker	0/0	4/4	5/5	4/6	3/3
<b>TEAM</b>	<b>0/0</b>	<b>4/4</b>	<b>5/5</b>	<b>4/6</b>	<b>3/3</b>
<b>OPPONENTS</b>	<b>0/0</b>	<b>2/2</b>	<b>7/7</b>	<b>2/2</b>	<b>1/3</b>

**Tucker:** (41G, 39G) (55G) (52G, 43B, 52G) (47G, 49G, 28G, 31G) (44G, 48B, 25G, 32G) ( ) (31G) ( ) (23G, 23G, 37G)  
**OPP:** (52N, 35G) (28G, 40G) ( ) (34G, 39G) (35G, 55N, 37G) ( ) (39G) (54G, 44G, 30G) (29G)

* PASSING	Att	Cmp	Yds	Cmp%	Yds/Att	TD	TD%	Int	Int%	Long	SK/Lost	Rating
Flacco	379	232	2465	61.2	6.50	12	3.2	6	1.6	71	16/79	84.2
L. Jackson	12	7	87	58.3	7.25	1	8.3	0	0.0	26t	1/8	108.7
<b>TEAM</b>	<b>391</b>	<b>239</b>	<b>2552</b>	<b>61.1</b>	<b>6.53</b>	<b>13</b>	<b>3.3</b>	<b>6</b>	<b>1.5</b>	<b>71</b>	<b>17/87</b>	<b>84.9</b>
<b>OPPONENTS</b>	<b>322</b>	<b>192</b>	<b>2024</b>	<b>59.6</b>	<b>6.29</b>	<b>12</b>	<b>3.7</b>	<b>5</b>	<b>1.6</b>	<b>51</b>	<b>28/177</b>	<b>83.9</b>

## 2018 DEFENSIVE STATISTICS

from Press Box Stats

Name	Total	Solo	Assists	Sacks	Yds.	INT	Yds.	PD	FF	FR
Mosley, C.J.	59	37	22	0	0	0	0	2	0	0
Jefferson, Tony	54	37	17	1	7	1	15	3	1	1
Weddle, Eric	48	39	9	1	9	0	0	1	0	0
Young, Kenny	36	26	10	2.5	5.5	0	0	0	0	0
Carr, Brandon	29	26	3	0	0	1	32	8	0	0
Judon, Matthew	29	20	9	2.5	18	0	0	3	0	0
Smith, Za'Darius	28	15	13	5.5	31.5	0	0	1	1	0
Young, Tavon	28	26	2	2	7	1	0	4	0	0
Onwuasor, Patrick	25	13	12	2	14	1	33	2	0	0
Humphrey, Marlon	23	19	4	0	0	0	0	3	1	0
Suggs, Terrell	22	17	5	5.5	37	0	0	4	1	0
Williams, Brandon	21	13	8	1	8	0	0	1	0	0
Levine Sr., Anthony	17	14	3	1	2	1	16	6	0	0
Smith, Jimmy	17	9	8	0	0	0	0	3	0	0
Urban, Brent	15	8	7	0	0	0	0	2	0	0
Pierce, Michael	14	6	8	0	0	0	0	0	0	1
Wormley, Chris	11	9	2	1	6	0	0	4	0	0
Williams, Tim	8	5	3	2	21	0	0	0	0	0
Ricard, Patrick	4	2	2	0	0	0	0	0	0	0
Bowser, Tyus	3	1	2	0	0	0	0	0	0	0
Henry, Willie	3	2	1	1	11	0	0	0	0	0
Canady, Maurice	2	2	0	0	0	0	0	0	0	0
Clark, Chuck	2	2	0	0	0	0	0	0	0	0
Averett, Anthony	1	1	0	0	0	0	0	1	0	0
Sieler, Zach	1	1	0	0	0	0	0	0	0	0
McClellan, Albert	1	1	0	0	0	0	0	0	0	0
<b>Totals</b>	<b>501</b>	<b>351</b>	<b>150</b>	<b>28</b>	<b>177</b>	<b>5</b>	<b>96</b>	<b>48</b>	<b>4</b>	<b>2</b>

## 2018 SPECIAL TEAMS TACKLES

from Press Box Stats

Name	Total	Solo	Assists	FF	FR	Blocked	
						Kicks	
Board, Chris	7	5	2	0	0	0	
Levine Sr., Anthony	6	4	2	0	0	0	
Clark, Chuck	5	3	2	0	0	0	
Bowser, Tyus	4	4	0	0	0	0	
Jones, Cyrus	3	2	1	0	0	0	
Turner, De'Lance	3	2	1	0	0	0	
Allen, Javorius	2	2	0	0	0	0	
Canady, Maurice	2	2	0	0	0	0	
McClellan, Albert	2	2	0	0	0	0	
Moore, Chris	2	2	0	0	0	0	
Williams, Tim	2	1	1	0	0	0	
Onwuasor, Patrick	2	1	1	0	0	0	
Averett, Anthony	1	1	0	0	0	0	
Young, Kenny	1	1	0	0	1	0	
Young, Tavon	1	1	0	0	1	0	
<b>Totals</b>	<b>43</b>	<b>33</b>	<b>10</b>	<b>0</b>	<b>2</b>	<b>0</b>	

## 2018 SINGLE-GAME BESTS

<b>Tackles:</b>	16 by C.J. Mosley vs. NO (10/21)
<b>Sacks:</b>	3 by Za'Darius Smith at Ten. (10/14)
<b>Interceptions:</b>	1 by five different players; last by Tavon Young at Cle. (10/7)
<b>Passes Defensed:</b>	3 by four different players; last by Anthony Levine Sr. at Cle. (10/7)
<b>Forced Fumbles:</b>	1 by four different players; last by Za'Darius Smith at Ten. (10/14)
<b>Fumble Recoveries:</b>	1 by Michael Pierce vs. NO (10/21) and Tony Jefferson at Pit. (9/30)
<b>Special Teams Tackles:</b>	2 by six different players; last by Cyrus Jones vs. NO (10/21)

## BALTIMORE RAVENS 2018 REGULAR SEASON GAME BY GAME OFFENSIVE STATISTICS

Game	9/9 vs. Buf.	9/13 at Cin.	9/23 vs. Den.	9/30 at Pit.	10/7 at Cle.	10/14 at Ten.	10/21 vs. NO	10/28 at Car.	11/4 vs. Pit.	11/18 vs. Cin.	11/25 vs. Oak.	12/2 at Atl.	12/9 at KC	12/16 vs. TB	12/22 at LAC	12/30 vs. Cle.
Points	47	23	27	26	9	21	23	21	16							
1st Qtr	14	0	10	14	3	7	0	7	3							
2nd Qtr	12	14	10	0	0	7	10	0	3							
3rd Qtr	14	3	7	3	3	7	7	7	7							
4th Qtr	7	6	0	9	3	0	6	7	3							
Overtime	0	0	0	0	0	0	0	0	0							
TDs (Ru-P-Ret)	3-3-0	1-2-0	2-1-0	0-2-0	0-0-0	2-1-0	1-2-0	1-2-0	1-0-0							
PATs (M/A)	5/5	2/2	3/3	2/2	0/0	3/3	2/3	3/3	1/1							
2PT Convs (M/A)	0/1	0/1	0/0	0/0	0/0	0/0	0/0	0/0	0/0							
FGs (M/A)	2/2	1/1	2/3	4/4	3/4	0/0	1/1	0/0	3/3							
Safeties	0	0	0	0	0	0	0	0	0							
First Downs	26	28	20	24	25	23	25	20	18							
Rushing	11	5	5	6	10	9	6	8	5							
Passing	13	20	13	17	14	13	15	11	10							
Penalty	2	3	2	1	1	1	4	1	3							
3rd Down Conv (M/A)	6/14	7/16	8/16	8/17	4/16	12/17	5/12	6/12	4/12							
3rd Down Conv Pct	42.9%	43.8%	50%	47%	25%	71%	42%	50%	33%							
4th Down Conv (M/A)	0/0	2/4	0/0	1/1	1/1	1/1	1/2	1/2	0/1							
4th Down Conv Pct	0%	50%	0%	100%	100%	100%	50%	50%	0%							
Total Net Yards	369	425	342	451	410	361	351	325	265							
Total Off. Plays	74	81	70	74	84	72	64	64	56							
Avg. Gain Per Play	5.0	5.2	4.9	6.1	4.9	5.0	5.5	5.1	4.7							
Net Yards Rushing	117	66	77	96	116	123	77	101	61							
Total Rushing Plays	34	22	28	30	25	35	23	18	16							
Avg. Gain Per Rush	3.4	3.0	2.8	3.2	4.6	3.5	3.3	5.6	3.8							
Net Yards Passing	252	359	265	355	294	238	274	224	204							
Times Sacked	2	4	2	2	2	0	1	2	2							
Yards Lost on Sacks	8	17	12	8	4	0	10	14	14							
Gross Yards Passing	260	376	277	363	298	238	284	238	218							
Pass Attempts	38	55	40	42	57	37	40	44	38							
Pass Completions	26	32	25	28	29	25	24	26	24							
Completion Pct	68.4%	58.2%	62.5%	66.7%	50.9%	67.6%	60.0%	59.1%	63.2%							
Avg. Gain Per Pass	6.3	6.1	6.3	8.1	5.0	6.4	6.7	4.9	5.1							
Interceptions	0	2	0	0	1	1	0	2	0							
Fumbles / Fum. Lost	4/1	2/1	1/0	1/1	2/1	0/0	0/0	1/1	1/0							
Penalties	9	7	7	7	4	10	5	9	5							
Penalty Yards	78	51	52	50	41	70	54	68	25							
Punts	5	3	5	4	8	4	3	3	4							
Gross Punting Average	51.4	56.3	39.4	43.8	45.8	43.8	45.7	51.0	47.3							
Touchbacks	0	1	0	1	1	0	0	0	1							
Inside20	3	0	2	2	6	2	2	1	1							
Punts Blocked	0	0	1	0	0	0	0	0	0							
Net Punting Average	47.6	41.7	33.2	38.0	40.4	43.8	41.7	44.0	38.0							
Punt Returns	6	1	3	1	5	4	1	1	2							
Punt Return Yards	54	-2	12	4	59	50	8	23	27							
Punt Return Avg.	9.0	-2.0	4.0	4.0	11.8	12.5	8.0	23.0	13.5							
Fair Catches	1	3	0	4	2	2	0	0	2							
Kickoff Returns	1	1	3	3	0	1	3	1	1							
Kickoff Return Yards	24	32	78	57	0	20	50	39	31							
Kickoff Return Avg.	24.0	32.0	26.0	19.0	0.0	20.0	16.7	39.0	31.0							
Time of Possession	35:14	28:10	30:14	35:03	33:42	37:34	26:29	25:59	23:31							



## BALTIMORE RAVENS 2018 REGULAR SEASON GAME BY GAME DEFENSIVE STATISTICS

Game	9/9 vs. Buf.	9/13 @ Cin.	9/23 vs. Den.	9/30 @ Pit.	10/7 @ Cle.	10/14 @ Ten.	10/21 vs. NO	10/28 @ Car.	11/4 vs. Pit.	11/18 vs. Cin.	11/25 vs. Oak.	12/2 @ Atl.	12/9 @ KC	12/16 vs. TB	12/22 @ LAC	12/30 vs. Cle.
Points	3	34	14	14	12	0	24	36	23							
1st Qtr	0	14	14	0	0	0	0	7	7							
2nd Qtr	0	14	0	14	6	0	7	17	7							
3rd Qtr	3	0	0	0	3	0	0	3	6							
4th Qtr	0	6	0	0	0	0	17	9	3							
Overtime	0	0	0	0	3	0	0	0	0							
TDs (Ru-P-Ret)	0 (0-0-0)	4 (0-4-0)	2 (2-0-0)	1 (0-1-0)	1 (0-1-0)	0 (0-0-0)	3 (1-2-0)	4 (2-2-0)	3 (1-2-0)							
PATs (M/A)	0-0	4-4	2-2	0-0	0-1	0-0	3-3	3-3	2-3							
2PT Convs (M/A)	0-0	0-0	0-0	1-1	0-0	0-0	0-0	0-1	0-0							
FGs (M/A)	1-2	2-2	0-0	2-2	2-3	0-0	1-1	3-3	1-1							
Safeties	0	0	0	0	0	0	0	0	0							
First Downs	10	24	18	14	20	7	26	22	27							
Rushing	3	6	8	1	6	1	12	7	8							
Passing	5	14	8	12	13	5	12	14	18							
Penalty	2	4	2	1	1	1	2	1	1							
3rd Down Conv (M/A)	2-15	5-13	6-14	2-12	6-19	1-10	6-14	6-12	10-16							
3rd Down Conv Pct	13.3%	38.5%	42.9%	16.7%	31.6%	10.0%	42.9%	50.0%	62.5%							
4th Down Conv (M/A)	0-1	0-0	0-1	0-1	0-1	0-0	4-5	1-1	1-1							
4th Down Conv Pct	0%	0%	0%	0%	0%	0%	80.0%	100.0%	100.0%							
Total Net Yards	153	373	293	284	416	106	339	386	395							
Total Off. Plays	61	70	61	59	76	40	70	63	76							
Avg. Gain Per Play	2.5	5.3	4.8	4.8	5.5	2.7	4.8	6.1	5.2							
Net Yards Rushing	83	108	120	19	112	55	134	154	113							
Total Rushing Plays	22	28	24	11	28	14	39	33	27							
Avg. Gain Per Rush	3.8	3.9	5.0	1.7	4.0	3.9	3.4	4.7	4.2							
Net Yards Passing	70	265	173	265	304	51	205	232	282							
Times Sacked	6	0	3	1	5	11	1	0	1							
Yards Lost on Sacks	28	0	19	9	38	66	7	0	10							
Gross Yards Passing	98	265	192	274	342	117	212	232	292							
Pass Attempts	33	42	34	47	43	15	30	30	48							
Pass Completions	11	24	22	27	25	10	22	22	29							
Completion Pct	33.3%	57.1%	64.7%	57.5%	58.1%	66.7%	73.3%	73.3%	60.4%							
Avg. Gain Per Pass	1.8	6.3	4.7	5.5	6.3	2.0	6.6	7.7	5.8							
Interceptions	2	0	1	1	1	0	0	0	0							
Fumbles / Fum. Lost	1-0	1-0	1-0	1-1	1-0	1-0	1-1	1-0	0-0							
Penalties	10	9	13	5	10	4	6	4	8							
Penalty Yards	100	92	120	40	66	35	52	30	103							
Punts	8	6	7	5	9	9	2	3	4							
Gross Punting Average	49.6	40.2	41.0	41.2	50.2	41.7	44.0	45.7	37.5							
Touchbacks	0	0	0	0	1	0	0	0	0							
Inside20	3	4	3	1	3	3	0	2	1							
Punts Blocked	0	0	0	0	0	0	0	0	0							
Net Punting Average	42.9	40.5	39.3	40.4	41.4	36.1	40.0	38.0	30.8							
Punt Returns	3	2	3	1	3	1	1	2	3							
Punt Return Yards	19	24	31	3	23	0	12	21	17							
Punt Return Avg.	6.3	12.0	10.3	3.0	7.7	0.0	12.0	10.5	5.7							
Fair Catches	0	0	1	1	3	0	1	0	0							
Kickoff Returns	5	3	2	4	0	1	1	1	1							
Kickoff Return Yards	165	56	41	80	0	20	16	14	31							
Kickoff Return Avg.	33.0	18.7	20.5	20.0	0	20.0	16.0	14.0	31.0							
Time of Possession	24:46	31:50	29:46	24:57	36:16	22:26	33:31	34:01	36:29							