



BALTIMORE RAVENS PRESS RELEASE

UNDER ARMOUR PERFORMANCE CENTER | 1 WINNING DRIVE | OWINGS MILLS, MD 21117
PH: 410-701-4000 | BALTIMORERAVENS.COM | TWITTER: @RAVENS

TWO-TIME WORLD CHAMPIONS: SUPER BOWL XXXV (2000) & SUPER BOWL XLVII (2012)



PITTSBURGH STEELERS VS. BALTIMORE RAVENS



(4-2-1)

WEEK 9 – SUNDAY, NOV. 4, 2018

(4-4)

1 P.M. ET – M&T BANK STADIUM (71,008)

JUST THE FACTS

- After playing four of their past five on the road, the Baltimore Ravens (4-4) return home to face the rival Pittsburgh Steelers (4-2-1) in a Week 9 battle at M&T Bank Stadium (1 p.m. kickoff). Pittsburgh has won three-straight games (and four of its last five), while the Ravens look to bounce back from two-consecutive defeats.
- Last Sunday at Carolina, things started well in the Ravens' 36-21 loss to the Panthers. Baltimore produced an 11-play, 75-yard scoring drive that ended with **RB Alex Collins'** 14-yard TD run to open the game. The Ravens then gave up 24-consecutive points in the next 16 minutes and trailed 24-7 at the half, en route to dropping their third away game of the season. Baltimore, which entered the contest with the NFL's No. 1 "D" for scoring (14.4 ppg) and yards (280.6), never slowed Carolina's offense, which provided the most points scored against the Ravens this season and nearly 400 yards (386).
- In Week 4, the Ravens' defense shut out the Steelers in the second half on the way to an impressive 26-14 win at Heinz Field. Baltimore limited Pittsburgh to 284 total yards (only 19 rushing), including just 47 yards in the second half. The Ravens jumped to a 14-0, first-quarter lead on a pair of **QB Joe Flacco** TD passes to **WR John Brown** and **RB Alex Collins**. **K Justin Tucker** then converted 4 FGs in the second half to seal the victory. Flacco finished 28-of-42 for 363 yards (the most ever by a Raven vs. Pittsburgh) and a 109.5 QB rating. Brown caught 3 passes for a game-high 116 yards.
- The Steelers own the all-time regular season series lead, 24-21. Under **John Harbaugh**, the Ravens are 11-10 vs. Pittsburgh in the regular season and 1-2 in the postseason. (The overall series is split, 12-12, since the coach's 2008 Baltimore arrival.)

THIS WEEK'S SCHEDULE

- Wed. Oct. 31:** 11:15 a.m. – Coach Harbaugh & Players at Podium
11:25 a.m. - 12:10 p.m. – Open Locker Room
1:05 p.m. – Practice/Media Viewing
- Thur. Nov. 1:** 11:15 a.m. – Three Coordinators at Podium
11:25 a.m. – Open Locker Room
1:05 p.m. – Practice/Media Viewing
- Fri. Nov. 2:** 11:15 a.m. – Open Locker Room
11:45 a.m. – Coach Harbaugh at Podium

WEDNESDAY CONFERENCE CALLS

Steelers: Head Coach Mike Tomlin at 12:55 p.m.
Ravens: Head Coach John Harbaugh at 11:30 a.m.

CALLING THE ACTION

- Television: CBS / WJZ Ch. 13 (Baltimore)**
- Ian Eagle (play-by-play) - Dan Fouts (analyst)
- Evan Washburn (sideline) - Mark Wolff (producer) - Bob Fishman (director)
- National Radio: Sports USA**
- Josh Appel (play-by-play) - Doug Plank (analyst)
- Local Radio: WBAL (1090 AM) & 98Rock (97.9 FM)**
- Gerry Sandusky (PBP) - Jarret Johnson (analyst) - Kirk McEwen (sideline)

HARBS SAYS

JOHN HARBAUGH ON THE RAVENS' APPROACH ENTERING WEEK 9:

"You get right back in the lab, you get right back on the practice field, weight room, meeting room, JUGS machine, whatever it might be for your position, and you go back to work. You don't lament it. Yes, [losing] stings. It hurts. Every time you think about it, it bothers you, because nobody wants to lose a football game. You have an opportunity, and then it's lost. But you have to make it up now. You have to go win more games in the future than you would have had to previously. So, you go back to work, and all of our players look at it that way."

INJURY UPDATE

Three Ravens starters have missed the past two games: **CB Marlon Humphrey** (thigh), **RT James Hurst** (back) and **LG Alex Lewis** (neck). Eight players are on IR, including **CB Maurice Canady** (knee), **RB Kenneth Dixon** (knee) and **DT Willie Henry**, all who could return this season.

NOTE THE QUOTE

QB JOE FLACCO ON HOW THE RAVENS REBOUND AFTER FALLING TO 4-4:

"We are obviously not in the most ideal situation possible, but we still have eight games left. I feel like we have the opportunity to play really good football. We just have to make sure to keep the focus on that. I think there is obviously a bigger threat now to [avoid] letting this stuff affect you mentally, let it affect the team and how we are gelling together. We just have to combat that by being ourselves and by being as tough as we possibly can be and take each game one at a time."

WHAT'S GOING ON?

NOVEMBER REIGN

NFL'S BEST RECORDS IN NOVEMBER
JOHN HARBAUGH ERA / SINCE 2008

Rk.	TEAM	RECORD	Pct.
1.	BALTIMORE RAVENS	30-12	.714
2.	NEW ENGLAND PATRIOTS	26-11	.703
3.	INDIANAPOLIS COLTS	26-14	.650
	NEW ORLEANS SAINTS	26-14	.650

**UNDER JOHN HARBAUGH (SINCE 2008)
THE RAVENS OWN THE NFL'S BEST RECORD
IN THE MONTH OF NOVEMBER, GOING 30-12.**



RAVENS / OPPONENT INFORMATION

SCHEDULE / RESULTS (4-4)

Date	Opponent	Result/Time
Sun. Sept. 9	BUFFALO BILLS	W, 47-3
Thurs. Sept. 13	at Cincinnati Bengals	L, 23-34
Sun. Sept. 23	DENVER BRONCOS	W, 27-14
Sun. Sept. 30	at Pittsburgh Steelers	W, 26-14
Sun. Oct. 7	at Cleveland Browns	L, 9-12 (OT)
Sun. Oct. 14	at Tennessee Titans	W, 21-0
Sun. Oct. 21	NEW ORLEANS SAINTS	L, 23-24
Sun. Oct. 28	at Carolina Panthers	L, 21-36
Sun. Nov. 4	PITTSBURGH STEELERS	1 p.m.
Sun. Nov. 11	BYE	
Sun. Nov. 18*	CINCINNATI BENGALS	1 p.m.
Sun. Nov. 25*	OAKLAND RAIDERS	1 p.m.
Sun. Dec. 2*	at Atlanta Falcons	1 p.m.
Sun. Dec. 9*	at Kansas City Chiefs	1 p.m.
Sun. Dec. 16*	TAMPA BAY BUCCANEERS	1 p.m.
Sat./Sun. Dec. 22/23*	at Los Angeles Chargers	TBD
Sun. Dec. 30*	CLEVELAND BROWNS	1 p.m.

*Flexible Scheduling Games Home Games in CAPS All Times Eastern

BALTIMORE'S NO. 1 DEFENSE

Despite allowing 36 points to Carolina in Week 8, the Ravens still own the NFL's No. 1 scoring defense and No. 1 overall (ypg) defense. In the second half/OT alone, Baltimore has allowed an NFL-low 44 points this season, which is also, by far, the fewest among teams that have played eight games (Rams, 72, are next best).

2018 TOTAL DEFENSE

Rk. Team	YPG
1. Baltimore	293.8
2. Jacksonville	313.3
3. Dallas	313.7

2018 SCORING DEFENSE

Rk. Team	PPG
1. Baltimore	17.1
2. Dallas	17.6
3. Tennessee	18.1

NUMBERS TO RAVE ABOUT

7-0 — Baltimore's record at home in November against AFC North foes during the **John Harbaugh** Era (since 2008).

13 — Ravens-Steelers games that have been decided by 3-or-fewer points since 2008, the most among any NFL division rivalry. Amazingly, 17 of the last 21 Baltimore-Pittsburgh games have been decided by one score.

18-3 — The Ravens' record at home in the month of November under **John Harbaugh** (since 2008), producing the NFL's best such mark. Baltimore has won five-straight November home games.

18.9 — Receiving average by **WR John Brown** (31 catches for 586 yards), ranking No. 4 in the NFL. His 7 catches of 25-plus yards tie for the league's sixth most. In Week 4's win at Pittsburgh, he tallied 116 yards on 3 receptions.

363 — Passing yards by **QB Joe Flacco** in Week 4's 26-14 win at Pittsburgh, marking the most ever by a Ravens' QB vs. the Steelers.

AFC NORTH STANDINGS

Teams	W	L	T	Home	Road	Div.	Con.	PF	PA
Pittsburgh	4	2	1	2-2	2-0-1	2-1-1	2-2-1	204	172
Cincinnati	5	3	0	3-1	2-2	1-1	3-2	221	237
Baltimore	4	4	0	2-1	2-3	1-2	4-2	197	137
Cleveland	2	5	1	2-1-1	0-4	1-1-1	2-3-1	169	210

2018 RANKINGS

DEFENSE

Category	--Ravens--		--Steelers--	
	Stats	Rank	Stats	Rank
Total Defense	293.8	1	359.7	15
Rush Defense	98.1	11	94.4	6
Pass Defense	195.6	2	265.3	24
Points Per Game	17.1	1	24.6	16
3rd-Down Def. %	31.2	2	37.5	10t
4th-Down Def. %	50.0	9t	57.1	19t
Red Zone Def. (TD%)	57.1	13	58.3	17

OFFENSE

Category	--Ravens--		--Steelers--	
	Stats	Rank	Stats	Rank
Total Offense	379.3	14	418.1	4
Rush Offense	96.6	24	100.0	22
Pass Offense	282.6	8	318.1	2
Points Per Game	24.6	14t	29.1	5
3rd-Down Off. %	46.7	5	43.2	9
4th-Down Off. %	63.6	11	75.0	4t
Red Zone Off. (TD%)	72.4	4	75.0	2

TEAM

Category	--Ravens--		--Steelers--	
	Stats	Rank	Stats	Rank
Turnover Ratio	-4	23t	-3	22
Penalties	58	26	66	32
Penalty Yards	464	22	588	32

SERIES HISTORY

- **Series history:** Steelers lead regular season series, 24-21 (3-1 playoffs). Baltimore has won four of the past seven games.
- **Under John Harbaugh:** Series is tied 12-12 (includes playoffs).

RESULTS SINCE 2008 / JOHN HARBAUGH ERA

Date	Location	Result	Attendance
09-29-08	Pittsburgh	Steelers, 23-20 (OT)	64,038
12-14-08	Baltimore	Steelers, 13-9	71,502
01-18-09**	Pittsburgh	Steelers, 23-14	65,350
11-29-09	Baltimore	Ravens, 20-17 (OT)	71,314
12-27-09	Pittsburgh	Steelers, 23-20	64,068
10-03-10	Pittsburgh	Ravens, 17-14	64,729
12-05-10	Baltimore	Steelers, 13-10	71,418
01-15-11^^	Pittsburgh	Steelers, 31-24	64,879
09-11-11	Baltimore	Ravens, 35-7	71,434
11-06-11	Pittsburgh	Ravens, 23-20	64,851
11-18-12	Pittsburgh	Ravens, 13-10	63,446
12-02-12	Baltimore	Steelers, 23-20	71,442
10-20-13	Pittsburgh	Steelers, 19-16	62,295
11-28-13	Baltimore	Ravens, 22-20	71,005
09-11-14	Baltimore	Ravens, 26-6	71,181
11-02-14	Pittsburgh	Steelers, 43-23	63,971
01-03-15~	Pittsburgh	Ravens, 30-17	62,780
10-01-15	Pittsburgh	Ravens, 23-20 (OT)	63,929
12-27-15	Baltimore	Ravens, 20-17	71,261
11-06-16	Baltimore	Ravens, 21-14	71,286
12-25-16	Pittsburgh	Steelers, 31-27	66,276
10-01-17	Baltimore	Steelers, 26-9	71,126
12-10-17	Pittsburgh	Steelers, 39-38	60,069
09-30-18	Pittsburgh	Ravens, 26-14	62,030

** AFC Championship ^^ Divisional Playoff ~ Wild Card

All-time series results appear on pages 318-319 of the Ravens' media guide.



QUOTE THE RAVENS

OLB TERRELL SUGGS ON THE RAVENS BEING 4-4:

“It’s not what you want to be, but it’s not terrible. We have eight more, and with all these home games, we are definitely going to have to take care of business at home, starting [with Pittsburgh]. In this conference, we are probably going to need seven of them to get in [the playoffs]. ... We are not going to get too low. The attention to detail increases now. We have to play better in the red zone, and we have to play better situational football, therefore the game doesn’t get so on top of us. We are extremely disappointed [in being 4-4], but we have enough veterans on this team and understand the task at hand – especially with all these home games we’ve got coming. So if we handle our business at home, we will be all right.”

S Eric Weddle on the Ravens’ mindset entering Week 9:

“We have to look at ourselves and get back to work. Obviously, the last couple weeks we have not played well enough to win, so each individual, coaches and players included, has to come back to work and work even harder than what we have done to give us a chance to win this next week. It’s a huge game – obviously, a divisional game leading into the bye. The way our division is shaping up, this is a big game for us. Look at yourself, don’t get emotional, don’t get sensitive. This is part of the National Football League, so get coached up, look at the things you didn’t do well and move on. Don’t let this loss linger in any way. Just continue to get better. That’s all we can do.”

Marty Mornhinweg on the benefits of having QB Joe Flacco stay on the field when QB Lamar Jackson is under center:

“Joe is the quarterback of this football team. I don’t like taking him off the field. Now, there may come a time [when I take him off], and there are some other benefits that I won’t get into of keeping him on the field. But yes, there is an endless amount of possibilities that you can do with two quarterbacks on the field, so that’s where we’re at, and we’ll try to take advantage of that.”

G Marshal Yanda on the key for a more productive running game:

“I think it starts in practice. I think we just have to stay at it. We have to stay committed to it, and I think the guys, we just need to not, obviously, not give up on it, and we just need to keep grinding. Every day in practice, I’m talking about the guys in practice and individually working on our fundamentals and our techniques, and we really feel that it will come. We’re not going to get [discouraged]. We’re not going to overthink it. We’re just going to keep our heads down and grind, and we feel like the run game, it will come.”

Jerry Rosburg on rookie undrafted LB Chris Board, who leads the team in special teams tackles:

“We’ve had a number of players that have come in here that are undrafted rookie linebackers and have excelled on special teams and carved their way into the National Football League as starters for us or other teams. Chris Board is another in that long line. You can go back to Jameel McClain; I’m still showing plays of his when we’re doing gameplans. Dannell Ellerbe, and Albert McClellan being our current guy, there’s a number of them, and you all know their names. Chris Board has demonstrated the fact that he can run and hit, and he’s athletic and tough, and he wants to learn, wants to play well. His attention to detail is showing. The thing that I’m encouraged about is he’s improving. He needs to improve, and he is, in fact, improving.”

John Harbaugh on OLB Terrell Suggs’ leadership and if he’s been more vocal around teammates:

“The things he says to the guys, I think, is where he’s continued to grow: one-on-one conversations from a mentoring perspective and then the things he says to the group, whether it’s the team or the defense, have been just spot-on. Some of the things you guys actually hear, in some of the mic’ing stuff they put out, have been indicative of the messages. So, he’s been a tremendous leader.”

S Eric Weddle on if he’s amazed that OLB Terrell Suggs keeps performing at a high level at his age:

“No – maybe my first year. He’s one of the greatest, right? I just look at him as a brother now and teammate, a guy that I expect so much out of week-in and week-out for us to get wins. I don’t really look at his age or how long he’s done it. We’re in the moment. But, he’s a very unique, special player, special person – the energy, the passion, his work ethic. So yes, I have the utmost respect, admiration and love for him. But I don’t look at him like, ‘Oh my gosh, he’s still doing it at age 36!’ I don’t really pay attention to that stuff right now. He’s doing his job, and that’s what we expect him to do.”

ILB C.J. Mosley on if he thinks inside linebackers should get more credit in a pass-heavy league:

“It’s kind of like the O-line; even though they do get paid top dollars, too, they do all the dirty work, and you don’t really see it that much. [Other positions] are all about the big plays: making interceptions, throwing touchdowns, catching touchdowns, getting sacks. So for the inside linebackers, we’re just the interior guys doing the dirty work, which I don’t mind. And, I feel like if you hold yourself to a high standard, and you have a tougher game plan that can allow you to make big plays, then you get rewarded for it.”

Former Cardinals QB Carson Palmer on WR John Brown:

“We would talk all the time about being great and being one of the best. He truly believes he can be that, and he’s trying to prove it right now. All the things he’s had to deal with would ruin a lot of guys. His resiliency has been spectacular.”

Don Martindale on what he’s seen from DT Chris Wormley:

“He has progressed in a lot of different ways, and really in the last three weeks, you’re seeing him take off a little bit. I said we need to put some gunpowder in his food a little bit coming back from his rookie year, and he’s definitely [improved a lot]. He’s playing a physical brand of football. He’s ‘Playing Like A Raven,’ if you will. His pad level has been down. He’s been doing a lot of good things.”



RAVENS / OPPONENT INFORMATION

KEY NUMBERS VS. STEELERS

109.5

QB Joe Flacco's passer rating at Pittsburgh in Week 4's win this season, completing 28 of 42 passes for 363 yards (the most ever by a Ravens' QB vs. Pittsburgh) and 2 TDs.

34-36

FGs made/attempted (94.4%) by **K Justin Tucker** vs. the Steelers, both figures ranking as his most against any NFL team.

28/16

Touchdown passes to interceptions by **QB Joe Flacco** in 23 career games (including postseason) vs. the Steelers. Flacco is 11-12 as a starter in those games. At M&T Bank Stadium, he's 5-4, with 11 TDs and 6 INTs.

20

Career sacks (including postseason) for **OLB Terrell Suggs** vs. Pittsburgh. Suggs has sacked QB Ben Roethlisberger 17 times (including playoffs), the most of any NFL defender.

19

Rushing yards the Ravens limited Pittsburgh to in Week's 4 win, marking the fifth fewest in Steelers franchise history. The 19 stand as the third fewest ever allowed by Baltimore.

6-3

Baltimore's record at home vs. Pittsburgh under **John Harbaugh**, winning four of the past five matchups.

WEEK 8 GAME RECAP

PANTHERS 36, RAVENS 21

Bank of America Stadium • Charlotte, NC • Sunday, Oct. 28

It started so well in the Ravens' 36-21 loss to the Panthers at Bank of America Stadium last Sunday. Baltimore took the opening kickoff and produced an 11-play, 75-yard scoring drive that ended with **RB Alex Collins'** 14-yard TD run for a 7-0 lead. The Ravens then gave up 24-consecutive points in the next 16 minutes and trailed 24-7 at the half. Baltimore entered the game with the NFL's No. 1 defense for scoring (14.4 ppg) and yards (280.6), but never slowed the QB Cam Newton-led offense, which provided the most points scored against the Ravens this season and almost 400 yards (386). Newton threw 2 TD passes in the second quarter and added a 12-yard TD scamper in the final period. RB Christian McCaffrey scored a pair of TDs, while rookie WR D.J. Moore (Maryland) produced 129 yards from scrimmage – 90 yards on 5 receptions and 39 more on 2 end-arounds. Carolina earned its ninth-straight victory at home, while the Ravens fell to 4-4. The Ravens' offense helped the Panthers, turning the ball over 3 times (2 **QB Joe Flacco** INTs and 1 Collins' fumble), leading to 13 points. Carolina's first TD came on a McCaffrey 11-yard run, tying the game at 7-7 at the end of the first quarter. Baltimore then fumbled (Collins) on the next possession, giving the Panthers a first down at the 12-yard line. Three plays later, Newton hit TE Greg Olsen with an 11-yard TD strike. A Newton-to-McCaffrey 6-yard TD throw and a 54-yard K Graham Gano FG provided the rest of the points in the opening half. Another Gano FG (44 yards) gave the Panthers a 27-7 advantage before the Ravens closed the third quarter with a Flacco-to-**RB Javorius Allen** 9-yard TD, bringing the score to 27-14. The Newton TD run and a 30-yard Gano FG made it 36-14 before Ravens backup **QB Lamar Jackson** hit fellow rookie **TE Hayden Hurst** with a 26-yard TD pass to make the final 36-21. Flacco finished 22-of-39 for 192 yards and was sacked twice. **WR Willie Snead IV** caught 5 passes for 54 of those, while Collins ran 11 times for 49 yards.

RAVENS / STEELERS LEADERS

PASSING YARDS (TDs/INTs)

Joe Flacco 2,259 (12/6) B. Roethlisberger . . . 2,290 (14/7)
Lamar Jackson 75 (1/0) n/a n/a

RUSHING YARDS (YPC)

Alex Collins 358 (3.7) James Conner 599 (4.7)
Lamar Jackson 129 (5.6) Ben Roethlisberger . . 44 (2.9)

RECEIVING YARDS (CATCHES)

John Brown 586 (31) J. Smith-Schuster . . . 594 (46)
Michael Crabtree . . . 440 (38) Antonio Brown 552 (46)
Willie Snead IV 390 (38) James Conner 323 (31)

POINTS

Justin Tucker 59 James Conner 58
Alex Collins 36 Antonio Brown 48
Javorius Allen 30 Chris Boswell 38

INTERCEPTIONS (YARDS)

Five Players 1 (n/a) Five Players 1 (n/a)
n/a n/a n/a n/a

SACKS (YARDS)

Za'Darius Smith . . . 5.5 (-31.5) T.J. Watt 7 (-45)
Terrell Suggs 5.5 (-37) B. Dupree/J. Hargrave . . 3 (n/a)

TACKLES (SOLO)

C.J. Mosley 53 (34) Jon Bostic 41 (25)
Tony Jefferson 49 (34) Vince Williams 40 (23)
Eric Weddle 41 (33) T.J. Watt 37 (26)

GROSS PUNTING (NET)

Sam Koch 47.9 (41.0) Jordan Berry 43.2 (38.9)

FIELD GOALS (PCT.)

Justin Tucker 13/15 (86.7) Chris Boswell 6/9 (66.7)

PUNT RETURN YARDS (AVG.)

Cyrus Jones 81 (13.5) Ryan Switzer 149 (11.5)

KICKOFF RETURN YARDS (AVG.)

Tim White (NOR) . . . 135 (22.5) Ryan Switzer 319 (19.9)

2018 TALE OF THE TAPE

Category	Ravens	Steelers
Record	4-4	4-2-1
Current Streak	Lost 2	Won 3
Points Scored	197	204
TDs Scored	23	26
Rushing TDs Scored	10	10
Passing TDs Scored	13	14
TDs on Returns	0	2
Points Against	137	172
TDs Allowed	15	21
Rushing TDs Allowed	5	4
Passing TDs Allowed	10	17
TDs on Returns Allowed	0	0
Time of Poss. Avg.	30:55	30:33
KOR Avg. For	23.1	19.5
KOR Avg. Against	23.1	21.0
PR Avg. For	9.5	11.5
PR Avg. Against	8.3	10.2
Sacks	27	24
Sacks Allowed	15	10
Interceptions	5	5
Interceptions Thrown	6	7
Fumbles Lost/Recovered	5/2	5/4



RAVENS / OPPONENT INFORMATION

TOP RAVENS-STEELERS CONNECTIONS

PRO CONNECTIONS

- Baltimore head strength & conditioning coach **Steve Saunders** was independently contracted by more than 20 Steelers players for advanced strength and speed training and rehab/recovery during the 2005-09 seasons, assisting the team to two Super Bowl titles (2005 and 2008).
- Pittsburgh ILBs coach **Jerry Olsavsky** was a linebacker for Baltimore in 1998.
- Prior to attending South Carolina, Ravens **TE Hayden Hurst** played baseball in the Pittsburgh Pirates' minor league system (2013-14). He was picked in the 17th round of the MLB Draft.
- Pittsburgh Injured Reserve **TE Ryan Malleck** spent a portion of the 2017 season on Baltimore's practice squad.

COLLEGE CONNECTIONS

- Ravens **QB Joe Flacco** originally began his collegiate career at Pitt (2003-04) before transferring to Delaware (2005-07). Ravens **LB Bam Bradley** (PUP list) also played at Pitt (2012-16).
- Ravens head coach **John Harbaugh** (tight ends, 1987), offensive line coach **Joe D'Alessandris** (O-line, 1996) and wide receivers coach **Bobby Engram** (WRs, 2012-13) all coached at the University of Pittsburgh.
- Pittsburgh **S Sean Davis**, **WR Darrius Heyward-Bey** and practice squad **RB Trey Edmunds** all played collegiately at the University of Maryland. Heyward-Bey is a native of Silver Spring, MD, and graduated from The McDonogh School (Owings Mills).
- Steelers **S Jordan Dangerfield** played at Towson University.

HOMETOWN

- Ravens offensive line coach **Joe D'Alessandris** is a native of Alquippa, PA, and attended Center HS...In 2010, he was inducted into the Beaver County and Center Sports Hall of Fame.
- Ravens SE/SW area scout **Kevin Weidl** was born in Pittsburgh, where he attended Mt. Lebanon HS and was a standout QB.
- Steelers **CB Joe Haden** prepped at Friendly (Fort Washington, MD) HS. **S Marcus Allen** is a native of Silver Spring, MD, and attended Dr. Henry Wise (Upper Marlboro) HS.

RAVENS RADIO BROADCASTS

- The Ravens' 2018 radio team features **Gerry Sandusky**, with former Ravens standouts **OLB Jarret Johnson** and **TE Dennis Pitta** splitting half the games as analysts. 98 Rock's **Kirk McEwen** serves as the sideline reporter for home games, while former Ravens **RB Justin Forsett** is the away game sideline reporter.
- All games can be heard on 98Rock (97.9 FM), WBAL 1090 AM, baltimoreravens.com, the Ravens mobile app (when in Baltimore) and on 21 regional affiliates. These broadcasts spans three states – Maryland, Pennsylvania and Delaware – and Washington, D.C.
- Additionally, Tico Sports produces a Spanish radio broadcast. With a crew consisting of David Andrade (play-by-play), Allen Gutierrez (analyst) and Juliana Lopez (producer), Tico Sports broadcasts games on Radio La Jefa WDMV 700 AM, the Ravens' flagship Spanish radio partner. The broadcast also digitally streams games on the Ravens Mobile App.



GAME SPOTLIGHT: RAVENS TIGHT ENDS



The last time the Steelers and Ravens met, Baltimore emerged from Heinz Field with a 26-14 victory. The active tight end group, consisting of **Nick Boyle**, **Maxx Williams** and **Mark Andrews**, combined for

10 receptions and 99 yards. First-round pick **Hayden Hurst** now looks to make his first appearance in the rivalry on Sunday.

In a few words, what is the tight end group dynamic?

"Versatile, explosive, smart, physical and passionate." – Nick Boyle

How would you describe QB Joe Flacco?

"Very calm, almost like a 'lax bro.' But, he's a great leader, calm under pressure and someone we all trust." – Mark Andrews

"Elite!" – Maxx Williams

"An overall great person, great QB and extremely talented." – Boyle

"'Joe Cool.' He's just always calm and collected, and he's a regular guy. It's fun to be around Joe. He has a really good personality, and the fact that he wears Vans is very cool." – Hayden Hurst

What's the mentality you must have facing the Steelers?

"You have to know it's going to be a physical game. You have to go in ready to basically go to war for four quarters. They're not going to hold back at all." – Williams

"It's a big game. It's probably the biggest rivalry in the NFL. Any game like that brings a ton of physicality." – Andrews

What are some thoughts you have going into your first game against the Steelers?

"I got to sit on the sideline and watch the first one. I know what it's all about. We don't really like them. They don't really like us. There is going to be a lot of contact, a lot of collisions, which I think suits my game. I'm excited to get in there and be a part of it." – Hurst

What are some individual goals you have?

"I don't really make individual goals. Obviously, I want to be the best tight end and the most complete tight end that I can be, and then just go out there every week to contribute and help us win." – Andrews

"As far as numbers and things, I don't really have that in mind. For me, it's just to go and not have any mental errors. I want to be correct on all the plays I have. I want to catch every ball that comes my way. I think if I do that, I'll have a pretty good career." – Hurst

What is a cause that is really important to you?

"My cause that I'm focusing on this year is for diabetes research. My brother-in-law just got diagnosed at 26, so I'm learning more about that, and now, even with Mark [Andrews], who has it, too." – Williams

"Mine would probably be Show Your Soft Side with the dogs, because I have two dogs that we adopted, and I feel like I love animals, and I'm really close to my dogs. I feel like they're my kids." – Boyle

Which football player did you look up to the most growing up?

"That's easy. My dad [Brian], because he played, so obviously that's what made me love football and want to be following in his footsteps in the NFL. That's easy for me." – Williams

"I grew up a big Miami Hurricanes fan, so I watched Greg Olsen. Jeremy Shockey is probably my favorite tight end of all time. After the draft, I actually got to talk to him a little bit, and it was pretty cool for me. Those two were kind of my biggest idols growing up." – Hurst

"I loved Jerry Rice. Jason Witten, I watched a ton, and same with Tony Gonzalez." – Andrews



RAVENS WINNING WAYS

TOP FRANCHISES / SINCE 2000

TOTAL WINS

1. New England Patriots . . . 247
2. Pittsburgh Steelers . . . 207
3. Indianapolis Colts . . . 195
4. Green Bay Packers . . . 193
5. Philadelphia Eagles . . . 189
- 6. BALTIMORE RAVENS . . . 185**

SUPER BOWL BERTHS

1. New England Patriots . . . 8
2. New York Giants . . . 3
- Pittsburgh Steelers . . . 3
- Seattle Seahawks . . . 3
- 5. BALTIMORE RAVENS . . . 2**
- Car., Den., Ind., Phi. . . . 2

SUPER BOWL TITLES

1. New England Patriots . . . 5
- 2. BALTIMORE RAVENS . . . 2**
- New York Giants . . . 2
- Pittsburgh Steelers . . . 2
- Den., GB, Ind., 1
- NO, Phi., Sea., TB 1

CONF. TITLE GAMES

1. New England Patriots . . 12
- Philadelphia Eagles 6
- Pittsburgh Steelers 6
- 4. BALTIMORE RAVENS 4**
- Green Bay Packers 4
- Indianapolis Colts 4

WINNING SEASONS

1. New England Patriots . . 17
- Green Bay, Pittsburgh . . 14
- Indianapolis Colts 13
- 5. Baltimore Ravens 12**
- Philadelphia, Seattle . . . 12

PLAYOFF BERTHS

1. New England Patriots . . 15
- Green Bay, Indianapolis . . 13
- Pittsburgh Steelers 12
- Philadelphia, Seattle . . 11
- 7. BALTIMORE RAVENS 10**

PLAYOFF GAMES

1. New England Patriots . . 37
- Pittsburgh Steelers 25
- Green Bay Packers 24
- Indianapolis Colts 24
- 5. BAL., Phi., Sea. 23**

PLAYOFF WINS

1. New England Patriots . . 27
- 2. BALTIMORE RAVENS . . . 15**
- Pittsburgh Steelers 15
- Philadelphia Eagles . . . 13
- Seattle Seahawks 13

SUPER BOWL CHAMPIONS



LB Ray Lewis - 2000 Super Bowl XXXV MVP

In a magnificent effort showcasing thrilling performances by their defense, offense and special teams units, the Baltimore Ravens won Super Bowl XXXV with a 34-7 victory over the New York Giants. Allowing the Giants a meager 152 total net yards, New York's attack crossed midfield just twice, while Baltimore's "D" posted 4 INTs. LB Ray Lewis was named the game's MVP, capping an accolade-filled season in which he was also tabbed the NFL's Defensive Player of the Year.



QB Joe Flacco - 2012 Super Bowl XLVII MVP

Baltimore defeated San Francisco, 34-31, in Super Bowl XLVII, capturing the franchise's second World Championship. After an amazing first-half performance, the Ravens took a commanding 28-6 lead. But following a bizarre, 34-minute power outage that halted play, the 49ers stormed back into contention. Clinging to a 34-29 edge late in the game, the Ravens stood firm on a pivotal goal-line stand, jamming SF on four-straight plays inside the 7-yard line. QB Joe Flacco was named the game's MVP.

PLAYOFF PERFORMERS

PLAYOFF WINNING PERCENTAGE (Since 1970 Merger)

Rk.	Team	Record	Pct.
1.	BALTIMORE RAVENS**	15-8	.652
2.	New England Patriots****	33-19	.635
3.	New York Giants****	20-12	.625
4.	San Francisco 49ers*****	30-19	.612
5.	Pittsburgh Steelers*****	36-24	.600

* Number of Super Bowl Titles

JOHN HARBAUGH ERA

(SINCE 2008)

PLAYOFF BERTHS

1. New England Patriots . . . 9
- Green Bay Packers 8
- Pittsburgh Steelers 7
- 4. BALTIMORE RAVENS 6**
- Atlanta Falcons 6
- Cincinnati Bengals 6
- Indianapolis Colts 6
- Seattle Seahawks 6

TOTAL WINS

1. New England Patriots . . 142
- Pittsburgh Steelers . . . 118
- Green Bay Packers . . . 112
- 4. BALTIMORE RAVENS . . 108**
- New Orleans Saints . . 107
- Atlanta Falcons 102
- Denver, Seattle 101

PLAYOFF WINS

1. New England Patriots . . 13
- 2. BALTIMORE RAVENS . . . 10**
- Green Bay Packers 9
- Seattle Seahawks 9
- Pittsburgh Steelers 8

PLAYOFF GAMES

1. New England Patriots . . 20
- Green Bay Packers 16
- 3. BALTIMORE RAVENS . . . 15**
- Pittsburgh Steelers . . . 14
- Seattle Seahawks 14

AFC TITLE GAMES

1. New England Patriots . . . 7
- 2. BALTIMORE RAVENS . . . 3**
- Pittsburgh Steelers 3
- Denver Broncos 2
- Indianapolis Colts 2
- New York Jets 2

PLAYOFF ROAD WINS

- 1. BALTIMORE RAVENS 7**
- Green Bay Packers 5
- New York Jets 4
- San Francisco 49ers . . . 3
- NY Giants, Philadelphia . . 2
- Pittsburgh, Seattle 2

REG. SEASON WINS

1. New England Patriots . . 129
- Pittsburgh Steelers . . . 110
- Green Bay Packers . . . 103
- New Orleans Saints . . 101
- 5. BALTIMORE RAVENS . . . 98**
- Atlanta Falcons 98
- Denver Broncos 95

REG. SEASON HOME WINS

1. New England Patriots . . 72
- Green Bay Packers . . . 62
- 3. BALTIMORE RAVENS . . . 61**
- Pittsburgh Steelers . . . 60
- New Orleans Saints . . . 57
- Atlanta Falcons 56
- Minnesota Vikings . . . 56

SUPER BOWL SUCCESS

The Baltimore Ravens are one of four franchises (New England, NY Giants and Pittsburgh) to win multiple Super Bowls since 2000.



HEAD COACH JOHN HARBAUGH

ALL-TIME RAVENS COACHING RECORDS

John Harbaugh is the third head coach in Baltimore Ravens history. He is the franchise's all-time winningest coach (108 total victories), with Brian Billick (85) ranking second.

SEASONS
RAVENS: 11TH
NFL: 21ST

Coach	Seasons	Reg. Season	Playoffs	Total
John Harbaugh	2008-18	98-70	10-5	108-75
Brian Billick	1999-2007	80-64	5-3	85-67
Ted Marchibroda	1996-98	16-31-1	n/a	16-31-1



HARBAUGH HEAD COACHING RECORDS (2008-18)

- Overall Career Record . . . 108-75
- Regular Season Record . . . 98-70
- at Home 61-22
- on Road 37-48
- vs. AFC 75-51
- vs. AFC North 38-25
- vs. NFC 23-19
- Playoffs Record 10-5
- Home Playoff Games 2-0
- Road Playoff Games 7-5
- Super Bowl Record 1-0
- vs. Pit. (playoffs) 11-10 (1-2)

RAVENS WINS UNDER HARBAUGH

Including playoffs (10-5), the Ravens are 108-75 since **John Harbaugh's** 2008 arrival, posting the NFL's fourth-most victories.

TOTAL NFL WINS / INCLUDING PLAYOFFS / SINCE 2008

Rk.	Team	Total Wins
1.	New England Patriots	142
2.	Pittsburgh Steelers	118
3.	Green Bay Packers	112
4.	Baltimore Ravens	108
5.	New Orleans Saints	107

HARBAUGH SEASON-BY-SEASON

Year	Record	Playoffs (Result)
2018	4-4	TBD
2017	9-7	No Playoff Berth
2016	8-8	No Playoff Berth
2015	5-11	No Playoff Berth
2014	10-6	1-1 (Advanced to Divisional Round)
2013	8-8	No Playoff Berth
2012	10-6	4-0 (Won Super Bowl XLVII)
2011	12-4	1-1 (Advanced to AFC Championship)
2010	12-4	1-1 (Advanced to Divisional Round)
2009	9-7	1-1 (Advanced to Divisional Round)
2008	11-5	2-1 (Advanced to AFC Championship)

HARBS IS HISTORICALLY GOOD

MOST PLAYOFF WINS BY A COACH / FIRST 10 SEASONS (Since 1970 Merger)

Coach (Team)	Playoff Wins	Seasons
Joe Gibbs (Was.)	12	1981-90
Chuck Knoll (Pit.)	11	1968-78
John Harbaugh (Bal.)	10	2008-17
Bill Belichick (Cle. & NE)	10	1991-95, 2000-04
Andy Reid (Phi.)	10	1999-2008
George Seifert (SF, Car.)	10	1989-96, '99-'00
Bill Walsh (SF)	10	1979-88

THE HARBAUGH FILE

John Harbaugh has led the Ravens to a playoff berth in six (2008-12 & 2014) of his 10 full seasons in Baltimore, and in 2012, captured the franchise's second Super Bowl title. Under "Harbs," the Ravens have secured an appearance in three AFC Championships (2008, 2011 & 2012).

Here are several Harbaugh quick hits:

- The Ravens are one of only eight teams (NE – 9; GB – 8; Pit. – 7; Atl., Bal., Cin., Ind. & Sea. – 6) to earn at least six postseason berths in the last 10 years. (Baltimore has won at least one game in each of those playoff campaigns.)
- The Ravens' 10 playoff wins since 2008 rank second only to New England's 13.
- "Harbs" is the only head coach in NFL history to win a playoff game in each of his first four and five seasons.
- John and his brother, Jim (formerly of the 49ers), are the only head coaches to advance to three conference title games in the first five years as NFL bosses.
- Harbaugh is the only coach in NFL history to win a playoff game in six of the first seven seasons of a coaching career.
- In 2012, Harbaugh became the third coach (with Bill Cowher & Chuck Knox) since the 1970 merger to guide his team to the playoffs in each of his first five seasons.
- Harbaugh owns the third-most playoff wins (10, tied) by a coach in his first 10 seasons (since the 1970 merger).
- With the Ravens' 2014 playoff berth, Harbaugh became one of eight coaches in NFL history to make the postseason in six of their first seven seasons coaching.
- For coaches to make the playoffs in at least six of their first 10 years, "Harbs" is one of five active coaches to do so (Pete Carroll, Mike McCarthy, Andy Reid & Mike Tomlin).
- Harbaugh, Tom Landry (Dal.) and Tom Coughlin (Jax./NYG) own the most road playoff wins (7) by a HC in NFL history.



HEAD COACH JOHN HARBAUGH

ACTIVE HEAD COACH WINNING PERCENTAGE

Head coach **John Harbaugh** owns the sixth-best winning percentage (.590) among active coaches (min. 75 games), compiling an impressive 108-75 record (including playoffs).

ACTIVE HEAD COACHES / CAREER WINNING PERCENTAGE (Totals Include Regular Season and Playoff Games / Min. 75 Games)

Rk.	Coach	Team	Seasons	Record	Pct.
1.	Bill Belichick	Cle./NE	1991-95, 2000-18	284-131	.684
2.	Mike Tomlin	Steelers	2007-18	128-69-1	.649
3.	Mike McCarthy	Packers	2006-18	134-81-2	.622
4.	Sean Payton	Saints	2006-18	118-77	.605
5.	Andy Reid	Phi./KC	1999-2018	201-134-1	.560
6.	John Harbaugh	Ravens	2008-18	108-75	.590
7.	Pete Carroll	NYJ/NE/Sea.	'94, '97-99, '10-18	126-89-1	.586

TRENDS UNDER HARBS

On grass	42-32
Artificial turf	56-38
September	25-12
October	17-25
November	30-12
December	23-19
January	3-2
Leading at halftime	78-18
Leading after 3 quarters	87-16
When scoring first	73-23
Positive or even turnover ratio	78-28
Scoring 20 or more points	81-31
Scoring 30 or more points	36-5
Totaling 350 or more net yards	52-26
Rushing for 150 or more yards	28-6
Holding opp. under 250 net yards	34-6
Holding opp. under 21 points	81-15
Holding opp. under 15 points	60-7

POSTSEASON SUCCESS: ACTIVE COACHES

PLAYOFFS WIN PERCENTAGE (Min. 5 Games)

Rk.	Coach	Rec.	Pct.
1.	Bill Belichick	28-11	.718
2.	John Harbaugh	10-5	.667
3.	Dan Quinn	3-2	.600
4.	Pete Carroll	10-7	.588
5.	Sean Payton	7-5	.583

SUPER BOWL TITLES

1. Bill Belichick	5
2. John Harbaugh	1
Pete Carroll	1
Mike McCarthy	1
Sean Payton	1
Doug Pederson	1
Mike Tomlin	1

HARBAUGH'S PATH TO THE NFL

Team	Position	Years
Baltimore Ravens	Head Coach	2008-18
Philadelphia Eagles	Secondary	2007
Philadelphia Eagles	Special Teams Coord.	1998-2006
Indiana University	DBs/Special Teams Coord.	1997
University of Cincinnati	Assistant Head Coach	1995-96
University of Cincinnati	TEs/OLBs/RBs/Special Teams	1989-94
Morehead State	DBs/ST Coord./S&C Coach	1988
University of Pittsburgh	Tight Ends	1987
Western Michigan	Graduate Assistant	1984-86

RAVENS UNDER HARBAUGH: SINCE 2008

3	7	10	61	108
AFC TITLE GAMES (2nd Most - tied, Pit.)	ROAD PLAYOFF WINS (NFL High)	PLAYOFF WINS (2nd Most, NE - 13)	WINS AT HOME (2nd Most)	TOTAL VICTORIES (4th Most)

"I like the message that John brings. He doesn't talk like a guy who has been here 10 years. It's amazing how he tends to rejuvenate himself and his message, and we're lucky to have a leader like him."

- Steve Bisciotti, Ravens Owner





JERRY ROSBURG & SPECIAL TEAMS NOTES



ROSBURG LEADS RAVENS SPECIALISTS

SEASONS
RAVENS: 11TH
NFL: 18TH

Special teams coordinator/associate head coach **Jerry Rosburg** has guided a stellar special teams group since arriving in Baltimore in 2008. Below are several standout notes about the coach and his successful group of specialists.

SIX PRO BOWLERS

• Six Ravens have earned eight combined Pro Bowl honors while playing for Rosburg: ST **Brendon Ayanbadejo** (2008), K **Billy Cundiff** (2010), RS **Jacoby Jones** (2012), K **Justin Tucker** (2013 & 2016), LS **Morgan Cox** (2015 & 2016) and P **Sam Koch** (2015).

PRIME KICKER & PUNTER

• Two-time Pro Bowl K **Justin Tucker**, who Rosburg scouted and helped sign as a rookie free agent, owns the NFL's second-most FGs (215) since entering the NFL in 2012. With a 90.0% career success mark, "Tuck" is the most accurate kicker in league history (215-of-239 on FGAs). Earning his first Pro Bowl nod in 2015, P **Sam Koch**'s 46.7 gross average ranked No. 9 in the NFL that season, while his 42.9 net average was No. 2. In 2017, Koch led the NFL in both punts inside the 10 (16) and inside the 20 (a franchise-record 40).

RAVENS' BIG RETURNS

• Led by Pro Bowl RS **Jacoby Jones** in the 2012 Super Bowl season, Baltimore ranked first in the NFL in KOR average (27.3). Jones, who became the first player ever to record dual KORs of at least 105 yards in a career, tied for a league-leading 3 kick return TDs (2 KORs & 1 PR). He also tied an NFL record for longest KOR in a Super Bowl with his 108-yard KOR-TD. (In 2014's game at Pit., he added another 108-yarder to his resume, marking 4 total KOR-TDs over 100 yards in his career.)

2017: RAVENS RETURN GAMES SOARS IN WEEK 6 vs. CHICAGO

• In Week 6 vs. Chicago, for the first time in franchise history, the Ravens returned a kickoff and punt return for a TD in the same game. RB **Bobby Rainey Jr.** posted a 96-yard KOR-TD, while WR **Michael Campanaro** registered a 77-yard PR-TD. The Ravens became the first NFL team to have KOR and PR touchdowns in the same game since 2013, when Detroit and Kansas City each accomplished the feat on 12/8/13.

BALTIMORE BLOCK PARTY

Since 2014, the Ravens have produced the NFL's third-most blocked kicks (13, tied, NE), including an NFL-high (tied) 4 in 2016.

MOST BLOCKED KICKS (Since 2014)

Rk.	Team	Blocks
1.	Philadelphia	15
2.	Miami	14
3.	Bal. / NE	13

MOST BLOCKED KICKS (2016 Season)

Rk.	Team	Blocks
1.	Baltimore	4
	Miami	4
3.	Five Teams	3

RAVENS' 13 BLOCKS: BREAKDOWN (SINCE 2014)

Total Blocks	13	1st Qtr.	3	When Losing	8
FG Blocks	7	2nd Qtr.	1	When Winning	3
PAT Blocks	3	3rd Qtr.	3	When Tied	2
Punt Blocks	3	4th Qtr.	6	Record w/ Block	.8-5



J. Tucker FGs Made
NFL's Second Most Since '12



J. Tucker Points Scored
NFL's Second Most Since 2012



J. Tucker Career FG %
Best in NFL History



Ravens Kickoff Return TDs
NFL's Second Most Since 2011



Ravens Total Kick Return TDs
NFL's Third Most Since 2011

SIX STRAIGHT IN THE TOP 5

In the past six full seasons (2012-17), the Ravens' special teams units have consistently been acknowledged as one of the league's best. In the annual special teams report from senior NFL writer **Rick Gosselin**, Baltimore has ranked in the NFL's Top 5 for six-straight seasons. (Gosselin's report is recognized by NFL teams as a special teams measuring stick.)

RAVENS SPECIAL TEAMS RANKINGS IN RICK GOSSELIN'S ANNUAL REPORT (Past Six Seasons)

Season	Ranking
2017	4th
2016	5th
2015	1st
2014	5th
2013	5th
2012	2nd

No other NFL team has been in the Top 5 (or even the Top 10) in each of the past six seasons.

TOP KOR AVERAGE

Since 2008, when **Jerry Rosburg** became the Ravens' ST coordinator, Baltimore owns the NFL's No. 1 KOR average (25.3).

NFL KICKOFF RETURN AVERAGE (Since 2008 / Rosburg's Baltimore Tenure)

Rk.	Team	KOR	Yards	Avg.	Long	TDs
1.	Baltimore Ravens	457	11,563	25.3	108t	7
2.	Minnesota Vikings	509	12,489	24.5	109t	10
3.	Atlanta Falcons	389	9,327	24.0	102t	1
4.	New York Jets	514	12,167	23.7	107t	6
5.	Seattle Seahawks	476	11,254	23.6	105t	6



DON "WINK" MARTINDALE & DEFENSIVE NOTES

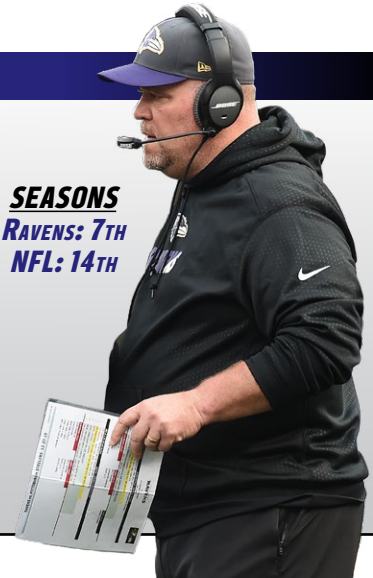
"WINK" LEADS THE DEFENSE

On Jan. 9, 2018, the Ravens promoted **Don "Wink" Martindale** to defensive coordinator following the retirement of Dean Pees. Martindale, 54, is in his seventh year with the Ravens after serving as LBs coach from 2016-17 and ILBs coach from 2012-15. Under his guidance, **LB C.J. Mosley** has become one of the league's top defenders, earning three Pro Bowls.

The 2018 campaign marks Martindale's 14th season coaching in the NFL, where he has also spent time with Oakland (2004-08) and Denver (2009-10). In 2010, he served as the Broncos' defensive coordinator.

"'Wink' has earned the promotion to defensive coordinator," **John Harbaugh** stated. "His aggressive mentality will serve to take our defense to new levels. He is obviously respected by players, many of whom have already benefited from his direct coaching at the linebacker position. He knows the ins and outs of what we have been about on defense and has been an important contributor to our success on that side of the ball. This is an exciting day for Wink and his family, and also one for the Ravens."

SEASONS
RAVENS: 7TH
NFL: 14TH



2018 DEFENSIVE NUMBERS TO RAVE ABOUT

4.7 — Yards per play allowed by the Ravens' defense, ranking as the NFL's fewest.

27 — An NFL-high sacks by Baltimore.

31.2 — Third-down defensive percentage by the Ravens, ranking No. 2 in the NFL (Min. is first at 25.6%).

53 — An NFL-best tackles for loss by the Ravens this season.

82.6 — Defensive passer rating by Baltimore, ranking No. 2 in the NFL (Cle. is first at 77.1).

SHUT 'EM DOWN

Dating back to 2017, 14 shutouts have been pitched by defenses throughout the NFL. Of those, a league-high 4, including Week 7's 21-0 win at Tennessee, have come courtesy of the Ravens.

MOST SHUTOUTS (Since 1996 / Ravens' Inception)		MOST SHUTOUTS (Since 2017)	
Rk.	Team	Rk.	Team
1.	Baltimore Ravens 14	1.	Baltimore Ravens 4
2.	San Francisco 49ers 11	2.	Los Angeles Rams 2
	Seattle Seahawks 11	3.	Eight Teams 1

ALL-TIME RAVENS 'D' COORDINATORS

Don Martindale joins a long line of great Ravens defensive coordinators, four of whom have gone on to become NFL head coaches: Marvin Lewis (1996-2001), Mike Nolan (2002-04), Rex Ryan (2005-08) and Chuck Pagano (2011).

RAVENS ALL-TIME DEFENSIVE COORDINATORS

Don Martindale (2018)	Rex Ryan (2005-08)
Dean Pees (2012-17)*	Mike Nolan (2002-04)
Chuck Pagano (2011)	Marvin Lewis (1996-2001)*
Greg Mattison (2009-10)	* Super Bowl-winning DC

RAVENS' NO. 1 DEFENSE

Despite allowing 36 points to Carolina in Week 8, the Ravens still own the NFL's No. 1 scoring defense and No. 1 overall (ypg) defense. In the second half/OT alone, Baltimore has allowed an NFL-low 44 points this season, which is also, by far, the fewest among teams that have played eight games (Rams, 72, are next best).

2018 TOTAL DEFENSE	
Rk. Team	YPG
1. Baltimore	293.8
2. Jacksonville	313.3
3. Dallas	313.7

2018 SCORING DEFENSE	
Rk. Team	PPG
1. Baltimore	17.1
2. Dallas	17.6
3. Tennessee	18.1

RAVENS "D" UNDER HARBAUGH

Don Martindale leads a defensive unit that, during the **John Harbaugh Era (2008-18)**, has been superb.

POINTS PER GAME ALLOWED	
1. Baltimore	19.1
Pittsburgh	19.1
3. New England	19.5

TOUCHDOWNS ALLOWED	
1. Baltimore	337
2. Pittsburgh	345
3. Seattle	350

TOTAL NET YARDS ALLOWED	
1. Pittsburgh	309.3
2. Baltimore	316.6
3. NY Jets	321.1

OPPONENT PASSER RATING	
1. Baltimore	79.4
2. Cincinnati	81.2
3. Buffalo	81.4

RUSHING YARDS ALLOWED	
1. Pittsburgh	93.7
2. Baltimore	98.2
3. Minnesota	100.6

THIRD-DOWN DEFENSE	
1. Baltimore	35.9
2. Houston	36.0
3. Denver	36.2

SACK CITY, USA

In Week 6 at Tennessee, Baltimore racked up a franchise-best 11 sacks, tying for the second most by a team in league history. They also stand as the most in an NFL game since 2012 (San Diego, 11).

MOST SINGLE-GAME SACKS RAVENS HISTORY	
10/14/18 at Ten	11
11/24/11 vs. SF	9
11/26/06 vs. Pit	9
11/16/97 vs. Phi	9

Second-Half "D" Dominates: In Week 6 vs. Tennessee, the Ravens became the first team since the 1934 Lions not to allow a touchdown after halftime in each of their first six games of a season. (Baltimore's streak was then snapped by New Orleans in Week 7.)



MARTY MORNHINWEG & OFFENSIVE NOTES

MARTY MANS THE OFFENSE

Marty Mornhinweg was elevated to offensive coordinator on Oct. 10, 2016. A 24-year NFL coaching veteran, Mornhinweg, who joined Baltimore as QBs coach in 2015, is a former head coach of the Lions (2001-02). He has also served as offensive coordinator for the New York Jets (2013-14), Philadelphia Eagles (2004-12) and San Francisco 49ers (1997-2000).

FIVE PRO BOWLERS

• Throughout his NFL coaching career, five quarterbacks have earned Pro Bowl honors under Mornhinweg's direction: Michael Vick, Donovan McNabb, Steve Young, Jeff Garcia and Brett Favre.

SEASONS

RAVENS: 4TH
NFL: 24TH



MARTY'S NFL COORDINATOR ROLES

1997-2000: 49ers – Offensive Coordinator/QBs Coach

- During this span, SF offense ranked third in total net yards (364.6 ypg), including third in rushing (131.4 ypg) and fifth in passing (233.2 ypg).
- In 1999, the 49ers boasted the NFL's No. 1 rush offense (130.9 ypg).
- In 1998, SF offense ranked No. 1 in the NFL (425.0 ypg), including first in rushing (159.0 ypg) and second in passing (266.0 ypg).

2004-12: Eagles – Offensive Coordinator/Asst. Head Coach

- Under Mornhinweg, 10 offensive players earned a total of 17 Pro Bowl honors. Philly set a then-franchise best with 6,386 total net yards in 2011.
- In his first season (2004) guiding the offense, Philadelphia advanced to Super Bowl XXXIX.

2013-14: NY Jets – Offensive Coordinator

- Jets ranked third in the NFL rush offense (138.7 ypg) during this span.
- In 2014, helped guide a rushing attack that finished third in the NFL (142.5 ypg) behind RBs Chris Ivory and Chris Johnson.

2016-18: Baltimore Ravens – Offensive Coordinator

- In 2016, QB Joe Flacco threw for a franchise-record 4,317 yards.
- Over 2017 season's last nine games, Baltimore scored the NFL's second-most points per contest (29.4). During this span, the Ravens also ranked No. 1 in fewest giveaways (5) and No. 2 in sacks allowed (10).

TOP "O" UNDER HARBAUGH

The Ravens' Top 6 all-time single-game offensive outputs have come during the **John Harbaugh/QB Joe Flacco** Era, including a 496-yard performance vs. Miami with **Marty Mornhinweg** as O.C. in 2016.

RAVENS TOP TOTAL NET YARDS (Single-Game History)

Yards	Game/Date	Results
553	09/25/11 at STL	W, 37-7
548	12/13/09 vs. Det.	W, 48-3
533	12/23/12 vs. NYG	W, 33-14
503	09/23/12 vs. NE	W, 31-30
501	09/13/09 vs. KC	W, 38-24
496	12/04/16 vs. Mia.	W, 38-6

BALTIMORE RAVENS MOST TOTAL YARDS

(Since 2012 / Past Six Years)

12/23/12 vs. NYG	533
09/23/12 vs. NE	503
12/04/16 vs. Mia.	496
09/20/15 at Oak.	493
10/12/14 at TB	475
09/28/14 vs. Car.	454

RUN GAME QUICK HITS

- ✓ *The Ravens' 10 rushing TDs in 2018 tie (Pit.) for the NFL's third most, entering Week 9. Alex Collins has a team-high 5 such scores.*
- ✓ *Since 2008, the Ravens' 150 rushing TDs rank seventh.*
- ✓ *Under Harbaugh, when rushing for at least 125 yards in a game, the Ravens have produced a 49-10 record. Baltimore is 28-6 when rushing for at least 150 yards during the Harbaugh Era.*

HOT IN THE RED ZONE

The Ravens have scored TDs on 21 of their 29 red zone drives this season, producing a 72.4% TD success mark, which ranks as the NFL's fourth-best figure. Pittsburgh (75.0%) stands No. 2 in the league.

RED ZONE OFFENSE / TOUCHDOWN SCORING PCT. (2018 Season)

Rk.	Team	RZ Drives	Rush TDs	Pass TDs	Total TDs	Pct.
1.	Bengals	26	7	13	20	76.9
2.	Steelers	20	8	7	15	75.0
3.	Seahawks	19	4	10	14	73.7
4.	Ravens	29	10	11	21	72.4
5.	Chiefs	37	7	19	26	70.3

RAVENS PILE UP THE POINTS

10 – Rushing TDs by the Ravens in 2018, tying (Pit.) for the NFL's third most.

21 – Minimum points the Ravens have scored in 16 of their last 17 games, scoring at least 27 seven times.

24.6 – Points per game the Ravens have averaged in 2018, tying (Hou. & Min.) for 14th in the NFL.

27.2 – Points per game the Ravens have averaged dating back to Week 8 of 2017, ranking as the NFL's sixth-best mark.

PRIME PROTECTION

Since 2014 (a 72-game span), Baltimore's 118 sacks permitted tie (NO) for the NFL's fewest. The Ravens have allowed zero sacks in 16 games since 2014, a mark that ties (two teams) as the NFL's second most.

NFL'S FEWEST SACKS ALLOWED / SINCE 2014

Rk.	Team	Sacks
1.	Baltimore Ravens	118
	New Orleans Saints	118
3.	Oakland Raiders	120

ZERO SACKS ALLOWED / GAMES / SINCE 2014

Oakland Raiders	17
Baltimore Ravens.	16
New York Giants	16
Pittsburgh Steelers	16



ASSISTANT COACHES

JERRY ROSBURG

SPECIAL TEAMS COORD. / ASSOC. HEAD COACH

In his 40th season coaching, Rosburg has guided an exceptional special teams group over his 10 years (2008-17) with the Ravens. Specifically in the past six full seasons (2012-17), the Ravens' ST units have consistently been acknowledged as one of the league's best. In the annual special teams report from senior NFL writer Rick Gosselin, Baltimore has ranked in the NFL's Top 5 for six-straight seasons (and is the only team to do so).

DON MARTINDALE

DEFENSIVE COORDINATOR

"Wink" was promoted to "D" coordinator on Jan. 9, 2018 after six years working with Baltimore's LBs. Originally joining the Ravens in 2012, during the past six seasons, Martindale has guided and helped grow a number of standout linebackers, most notably ILB C.J. Mosley. Martindale was the Broncos' "D" coordinator in 2010, and in 2009, coached all four LBs in the 3-4 scheme.

MARTY MORNHINWEG

OFFENSIVE COORDINATOR

Mornhinweg is in his third year as offensive coordinator, originally assuming the role in Week 6 of 2016. A 34-year coaching veteran and former NFL head coach (Lions), he has an extensive background coordinating offenses and tutoring QBs. Throughout his NFL career, five QBs have earned Pro Bowl honors under his direction: Michael Vick, Donovan McNabb, Jeff Garcia, Steve Young and Brett Favre.

GREG ROMAN

ASSISTANT HEAD COACH / TIGHT ENDS COACH

Roman is in his second stint with the Ravens, re-joining the team in 2017. In the latter part of '17, Baltimore's offense made big strides, and following the season, he was promoted to assistant head coach/TEs coach. Since his first term in Baltimore (2006-07), he has been a successful NFL offensive coordinator both in San Francisco and Buffalo.

RICHARD ANGULO

ASSISTANT OFFENSIVE LINE COACH

Angulo is in his fifth year with the Ravens and his second as the team's assistant offensive line coach. In 2017, he helped coach an offensive line that allowed the league's seventh-fewest sacks (27, tied with Minnesota). From 2015-16, he served as Baltimore's tight ends coach after being promoted from his original position of offensive coaching intern (2014).

ANDY BISCHOFF

OFFENSIVE ASSISTANT / TIGHT ENDS

Bischoff is in his fourth year with the Ravens and continues his work with the TEs, while aiding "O" coordinator Marty Mornhinweg and assistant head coach Greg Roman, who also coaches the TEs.

RANDY BROWN

SPECIALISTS COACH

Brown works directly with the kicking group – K Justin Tucker, P Sam Koch (holder) and LS Morgan Cox – and has coached five Pro Bowlers in Baltimore: Koch (2015), Cox (2015 & 2016), Tucker (2013 & 2016), K Billy Cundiff (2010) and K Matt Stover (last kicked for Ravens in 2008).

JOE CULLEN

DEFENSIVE LINE COACH

Cullen enters his third year as the Ravens' defensive line coach. He originally joined the team in 2016 following two seasons with the Buccaneers in the same role. A D-line specialist, he has 29 years of experience, including 11 in the NFL with five teams (Bal., TB, Cle., Jax. and Det.).

JOE D'ALESSANDRIS

OFFENSIVE LINE COACH

Pronounced *dell-ah-SAN-dress*, he is a 40-year coaching veteran who enters his second season as Baltimore's O-line coach. "Joe D" has extensive experience guiding and developing linemen, both in the collegiate ranks and pros. Since transitioning to the NFL in 2008, he's mentored players for the Chiefs, Bills, Chargers and Ravens.

BOBBY ENGRAM

WIDE RECEIVERS COACH

Engram, who enjoyed a 14-year NFL playing career, is in his fifth season as the Ravens' WRs coach. In his third year (2016) guiding Baltimore's receivers, his group helped record the second-most net passing yards in team history (4,100), including a franchise-best 4,317 by QB Joe Flacco.

THOMAS HAMMOCK

RUNNING BACKS COACH

Hammock is in his fifth year as the Ravens' RBs coach. In 2017, he helped guide RB Alex Collins to a breakout season, when the back tallied 973 rushing yards and 1,160 yards from scrimmage. Prior to joining the Ravens, he spent 11 years on the collegiate circuit, including three (2011-13) as Wisconsin's assistant HC/RBs/recruiting coordinator.

CHRIS HEWITT

SECONDARY COACH

Hewitt enters his second season as the secondary coach after being promoted prior to the 2017 campaign. He previously served as the team's DBs coach from 2015-16 and the assistant secondary coach in 2014. In his seventh-overall year in Baltimore, he also spent two years (2012-13) helping guide the special teams unit led by Jerry Rosburg.

CHRIS HORTON

ASSISTANT SPECIAL TEAMS COACH

Horton is in his third year as the Ravens' assistant special teams coach, working directly with Jerry Rosburg. Horton has helped Baltimore's special teams units

perform outstandingly in the three years he's been involved. In the annual special teams report from senior NFL writer Rick Gosselin, Baltimore has ranked in the NFL's Top 5 for six-straight seasons.

STERLING LUCAS

QUALITY CONTROL - DEFENSE

Lucas is in his third year with the Ravens after being promoted to a defensive quality control coach in January 2018, with responsibilities that include finding tips/tendencies on opponent offenses, self-scouting and working with the LBs.

MIKE MACDONALD

LINEBACKERS COACH

Macdonald is in his first season as the team's LBs coach. In his fifth year with the Ravens, he previously spent time as the defensive backs coach (2017) and as a defensive assistant (2015-16). He originally joined Baltimore in 2014 as a coaching intern.

JAMES URBAN

QUARTERBACKS COACH

Urban joined the Ravens in 2018. A 15-year NFL coaching veteran, he spent the past seven seasons with AFC North rival Cincinnati, coaching the WRs. He entered the NFL with the Eagles in 2004. After five seasons in two roles under Andy Reid, he was promoted to QBs coach his final two years (2009-10), coaching Pro Bowlers Donovan McNabb (2009) and Michael Vick (2010).

CRAIG VER STEEG

SENIOR OFFENSIVE ASSISTANT

Pronounced *ver-STEEG*, he is in his 11th year working with the Ravens. Ver Steeg, who owns 35 years of coaching experience, has an extensive background working with QBs, WRs and RBs. As one of John Harbaugh's original coaching hires (2008), he has assisted in game preparation, game and practice analysis and guiding players.

MATT WEISS

FOOTBALL STRATEGY COORD. / WRs

Weiss is in his 10th season with the Ravens after assisting with the QBs from 2016-17. Prior to joining the offense, he coached on defense in a variety of roles, including CBs, assistant LBs and quality control. In addition to his coaching duties, he's responsible for leading coaching staff analytics, advising John Harbaugh on game management and scripting situational practice periods.

DREW WILKINS

ASST. DEFENSIVE LINE / OLBS


Wilkins originally joined the Ravens in 2010 and was promoted to assistant D-line/OLBs coach in 2018. Wilkins, who spent three seasons (2014-16) as a defensive assistant, was responsible for weekly production of the defensive playbook, scouting reports, film breakdown and assisting with the development of the D-line in practice.



OZZIE NEWSOME / PERSONNEL NOTES

THE WIZARDRY OF OZ

SEASONS
RAVENS: 22
NFL: 40



Ozzie Newsome's legacy is unlike any the game has seen. Known throughout all of sports as a premier leader, Newsome is a Hall of Fame player, the architect of Baltimore's 2000 and 2012 Super Bowl championship teams and an elite personnel evaluator who became the NFL's first African American GM.

OZZIE NEWSOME CAREER SNAPSHOT

- NFL's first African American General Manager (promoted in 2002)
- Architect of Ravens 2000 & 2012 Super Bowl Championship Teams
- NFL Executive of the Year (2000)
- Pro Football Hall of Fame (class of 1999)
- State of Alabama Hall of Fame (class of 1995)
- National Football Foundation College Hall of Fame and NCAA Hall of Fame (class of 1994)
- 13-Year NFL Tight End with Cleveland Browns (1978-90)
- Three-Time Pro Bowler (1981, 1984-85)
- Four-Time Cleveland Touchdown Club Offensive Player of the Year
- Current Member of Two Major NFL Policy-Making Groups: Competition Committee and Player Care Foundation Board

FIRST-ROUND FINDS

Led by Ozzie Newsome, the Ravens have selected 24 players in the first round. These picks have earned 60 combined Pro Bowls, many All-Rookie honors, multiple Defensive Player of the Year Awards, two Super Bowl MVPs and two Hall of Fame enshrinements.

RAVENS ALL-TIME FIRST-ROUND DRAFT PICKS

Year	Name	Pick	Pro Bowls
1996	T Jonathan Ogden*~	4	11
1996	LB Ray Lewis* ++ ~-	26	13
1997	LB Peter Boulware*	4	4
1998	CB Duane Starks*	10	
1999	CB Chris McAlister*	10	3
2000	RB Jamal Lewis* =	5	1
2000	WR Travis Taylor	10	
2001	TE Todd Heap*	31	2
2002	S Ed Reed* +	24	9
2003	OLB Terrell Suggs* +	10	7
2003	QB Kyle Boller	19	
2005	WR Mark Clayton*	22	
2006	DT Haloti Ngata*	12	5
2007	G Ben Grubbs*	29	2
2008	QB Joe Flacco^ ~	18	
2009	T Michael Oher*	23	
2011	CB Jimmy Smith	27	
2013	S Matt Elam	32	
2014	LB C.J. Mosley*	17	3
2015	WR Breshad Perriman	26	
2016	T Ronnie Stanley	6	
2017	CB Marlon Humphrey	16	
2018	TE Hayden Hurst	25	
2018	QB Lamar Jackson	32	

* All-Rookie Team ^ Rookie of the Year (*NFL.com* Fan Vote)
 ~ Super Bowl MVP + Defensive Player of the Year Awards
 = Offensive Player of the Year Award - Pro Football Hall of Fame

HOMEGROWN PRO BOWLERS

Year Drafted (Rd.)	Name	Pro Bowls
1996 (1st)	LB Ray Lewis	13
1996 (1st)	T Jonathan Ogden	11
2002 (1st)	S Ed Reed	9
2003 (1st)	OLB Terrell Suggs	7
2007 (3rd)	G Marshal Yanda	6
2006 (1st)	DT Haloti Ngata	5
1997 (1st)	OLB Peter Boulware	4
1999 (1st)	CB Chris McAlister	3
2008 (2nd)	RB Ray Rice	3
2015 (RFA)	LS Morgan Cox #	2
2001 (1st)	TE Todd Heap	2
1996 (5th)	WR/RS Jermaine Lewis	2
2007 (4th)	FB Le'Ron McClain	2
2014 (1st)	LB C.J. Mosley	3
2000 (6th)	OLB Adalius Thomas	2
2012 (RFA)	K Justin Tucker #	2
2007 (1st)	G Ben Grubbs	1
2013 (4th)	FB Kyle Juszczyk	1
2006 (6th)	P Sam Koch	1
2000 (1st)	RB Jamal Lewis	1
2002 (RFA)	LB Bart Scott #	1

Undrafted rookie free agent **Bold** indicates 2017 Pro Bowler



HOMEGROWN
RAVENS PRO BOWL
PLAYERS



RAVENS
DRAFT PICKS
To Earn Pro Bowls



RAVENS
ROOKIE FREE AGENTS
To Earn Pro Bowls

Ozzie's First Two Draft Choices: Jonathan Ogden & Ray Lewis – Hall of Fame Legends

According to ESPN Stats & Info, with Ray Lewis' 2018 Hall of Fame induction, it marks the first time that two players (Ogden & Lewis in 1996) were drafted in the same round by the same team and reached the HOF in their first year of eligibility.



OZZIE NEWSOME / PERSONNEL NOTES

AN ELITE CLUB

The Ravens have won two Super Bowls during their 22-year history, doing so in 2000 and 2012. Baltimore is one of four franchises to win multiple World Championships since 2000.



MOST SUPER BOWL CHAMPIONSHIPS (Since 2000 Season)

Titles	Team	Seasons
5	New England Patriots	2001, '03-04, '14, '16
2	Baltimore Ravens	2000, '12
2	New York Giants	2007, '11
2	Pittsburgh Steelers	2005, '08

CONSISTENT CONTENDERS

The Ravens have earned 10 playoff berths in their history (2014, 2012, 2011, 2010, 2009, 2008, 2006, 2003, 2001 & 2000). Baltimore's 11 berths from 2000-17 rank fourth in the AFC and seventh overall in the NFL.

MOST NFL PLAYOFF BERTHS / 2000-17 / PAST 18 SEASONS

AFC	NFC
15 - New England	13 - Green Bay
13 - Indianapolis	11 - Philadelphia
12 - Pittsburgh	11 - Seattle
10 - Baltimore	

PLAYOFFS SINCE 2008

Baltimore is one of eight teams to earn a playoff berth in six of the past 10 full seasons. In each of those respective playoff years, the Ravens won at least one playoff game.

MOST PLAYOFF BERTHS / 2008-17 / PAST 10 SEASONS

Berths	Team	Seasons
9	New England Patriots	2009-17
8	Green Bay Packers	2009-16
7	Pittsburgh Steelers	2008, 2010-11, 2014-17
6	Baltimore Ravens	2008-12, 2014
6	Atlanta Falcons	2008, 2010-12, 2016-17
6	Cincinnati Bengals	2009, 2011-15
6	Indianapolis Colts	2008-10, 2012-14
6	Seattle Seahawks	2010, 2012-16

RAVENS "20/20" CLUB

The "20/20 Club" includes members of the team's personnel staff who started with the Ravens as young assistants and grew into evaluators with more input. The term "20/20" refers to hiring 20-year-olds for \$20,000. But according to **Ozzie Newsome**: "The guys actually started when they were a little older than 20 and for more than \$20,000, but that's what we call them."

RAVENS "20/20 CLUB" GRADUATES / CURRENT SCOUTS

Name	Joined Ravens	Current Title
George Kokinis (Cle.)	1991	Senior Personnel Assistant
Eric DeCosta	1996	Assistant General Manager
Joe Hortiz	1998	Director of College Scouting
Chad Alexander	1999	Asst. Dir. of Pro Personnel
Mark Azevedo	2005	Northeast Area Scout
David Blackburn	2007	West Area Scout
Andrew Raphael	2013	Southeast Area Scout
Brandon Berning	2015	Midwest/SW Area Scout
Joey Cleary	2015	College & Pro Scout

UNDRAFTED GEMS

Undrafted rookies **LB Chris Board**, WR/RS Janarion Grant and CB Darius Williams made the Ravens' 2018 Week 1 roster. Their statuses marked the 15th-straight season a RFA has made Baltimore's roster, tying for the NFL's second-longest active streak.

CONSECUTIVE SEASONS W/ ROOKIE FA ON WEEK 1 ROSTER (Current NFL Streaks)

Rk.	Team	Seasons
1.	Indianapolis Colts	20
2.	Baltimore Ravens	15
	Denver, New England	15

ROOKIE FREE AGENTS

The Ravens have a history of unearthing rookie free agent gems. On their 2018 Week 9 roster, the Ravens have 10 such players who were originally signed by the team as undrafted players.

ORIGINAL RAVENS ROOKIE FA SIGNINGS / 2018 ROSTER

2010: LS Morgan Cox	2016: DT Michael Pierce
2010: LB Albert McClellan	2016: G/C Matt Skura
2012: K Justin Tucker	2017: FB/DL Patrick Ricard
2014: T James Hurst	2018: LB Chris Board
2016: LB Patrick Onwuasor	2018: RB Gus Edwards

RAVENS FIND SUCCESS IN EVERY ROUND

1st → Jonathan Ogden ('96), Ray Lewis ('96), Peter Boulware ('97), Chris McAlister ('99), Jamal Lewis ('00), Todd Heap ('01), Ed Reed ('02), Terrell Suggs ('03), Haloti Ngata ('06), Joe Flacco ('08), Jimmy Smith ('11), C.J. Mosley ('14), Ronnie Stanley ('16), Marlon Humphrey ('17)

2nd → Jamie Sharper ('97), Ray Rice ('08), Torrey Smith ('11), Courtney Upshaw ('12), Kelechi Osemele ('12), Timmy Jernigan ('14)

3rd → Casey Rabach ('01), Marshal Yanda ('07), Lardarius Webb ('09), Brandon Williams ('13), Crockett Gillmore ('14)

4th → Edwin Mulitalo ('99), Jarret Johnson ('03), Le'Ron McClain ('07), Dennis Pitta ('10), Kyle Juszczyk ('13), Alex Lewis ('16), Tavon Young ('16)

5th → Jermaine Lewis ('96), Dawan Landry ('06), Arthur Jones ('10), Pernell McPhee ('11), Rick Wagner ('13), Matthew Judon ('16)

6th → Adalius Thomas ('00), Chester Taylor ('02), Sam Koch ('06), Haruki Nakamura ('08), Tyrod Taylor ('11), Maurice Canady ('16)

7th → DeAngelo Tyson ('12), Michael Campanaro ('14)

RFA → Mike Flynn ('97), Priest Holmes ('97), Will Demps ('02), Bart Scott ('02), Ma'ake Kemoeatu ('02), Jameel McClain ('08), Dannell Ellerbe ('09), Morgan Cox ('10), Justin Tucker ('12), James Hurst ('14), Zach Orr ('14), Patrick Onwuasor ('16), Michael Pierce ('16), Matt Skura ('16)



IRONMEN & TURNOVER NOTES

NFL IRONMEN

Among active NFL players, Ravens **P Sam Koch** (200) & **CB Brandon Carr** (168) each rank first at their respective positions for current streaks of most consecutive games played. Koch's streak also ranks as the longest in Ravens history.

CONSECUTIVE GAMES PLAYED / CURRENT NFL STREAKS

PUNTERS		CORNERBACKS	
1. Sam Koch (Bal.)	200	1. Brandon Carr (Bal.) . . .	168
2. Brett Kern (Ten.)	167	2. Patrick Peterson (Ari.) . .	120
3. Dustin Colquitt (KC)	160	3. Chris Harris (Den.)	102

CARR IS THE IRON HORSE

Ravens **CB Brandon Carr's** 168-consecutive *starts* rank as the NFL's longest active streak among defensive players, and it stands second overall among all NFL players.

NFL CONSECUTIVE GAMES STARTED / CURRENT STREAKS

Rk.	Player	Games
1.	Philip Rivers (LAC)	199
2.	Brandon Carr (Bal.)	168
3.	Glover Quin (Det.)	139
4.	Matt Ryan (Atl.)	138
5.	Patrick Peterson (Ari.)	120
6.	Matthew Stafford (Det.)	119
	Ryan Kerrigan (Was.)	119

RAVENS IRONMEN

RAVENS CONSECUTIVE GAMES PLAYED / CURRENT STREAKS

Rk.	Player	Games
1.	Sam Koch	200
2.	Justin Tucker	104
3.	Anthony Levine Sr.	88

RAVENS CONSECUTIVE GAMES PLAYED / ALL-TIME STREAKS

Rk.	Player	Games	Years
1.	Sam Koch	200	2006-present
2.	Jarret Johnson	129	2003-11
3.	Joe Flacco	122	2008-2015
4.	Peter Boulware	111	1997-2003
5.	Matt Stover	110	2002-08

BALTIMORE RAVENS MOST ALL-TIME GAMES PLAYED

Rk.	Player	Games	Years
1.	Ray Lewis	228	1996-2012
2.	Terrell Suggs	221	2003-present
3.	Matt Stover	207	1996-2008
4.	Sam Koch	200	2006-present
5.	Jonathan Ogden	177	1996-2007
6.	Joe Flacco	162	2008-present
7.	Ed Reed	160	2002-12
8.	Marshal Yanda	154	2007-present
9.	Jarret Johnson	143	2003-11
10.	Chris McAlister	135	1999-2008
	Haloti Ngata	135	2006-14
12.	Kelly Gregg	134	2001-10
13.	Mike Flynn	133	1998-2007
	Todd Heap	133	2001-10

TURNOVER MARGIN SINCE 2008

Since head coach **John Harbaugh's** 2008 Baltimore arrival, the Ravens have produced the NFL's sixth-best turnover differential (+42). Baltimore also owns a +55 differential *at home* during this time, which ranks as the league's third-best mark.

NFL's TOP TURNOVER DIFFERENTIALS (Since 2008 / John Harbaugh Era)

Rk.	Team	Takeaways	Giveaways	Turnover Diff.
1.	New England	295	169	+126
2.	Green Bay	288	195	+93
3.	Kansas City	269	215	+54
4.	Seattle	273	220	+53
5.	Carolina	294	251	+43
6.	Baltimore	273	231	+42
7.	Atlanta	254	216	+38

* Ravens (+17) ranked No. 1 in the NFL in 2017.

2017 TURNOVER DIFFERENTIAL

• In 2017, the Ravens' +17 turnover ratio ranked No. 1 in the NFL. Baltimore's 34 total takeaways (22 INTs & 12 FRs) also ranked No. 1 for the season.

• Baltimore's +14 turnover margin since Week 8 (final nine games) was the NFL's best mark (Chargers were second at +10).

• The Ravens' 22 interceptions ranked No. 1 in the NFL, with the Jaguars finishing second with 21.

TURNOVER TABLE SINCE 2000

Year	TA/TO	Plus/Minus	Record
2018	7/11	-4	4-4
2017	34/17	+17	9-7
2016	28/23	+5	8-8
2015	14/28	-14	5-11
2014	22/20	+2	10-6
2013	24/29	-5	8-8
2012	25/16	+9	10-6
2011	26/24	+2	12-4
2010	27/20	+7	12-4
2009	32/22	+10	9-7
2008	34/21	+13	11-5
2007	23/40	-17	5-11
2006	40/23	+17	13-3
2005	26/36	-10	6-10
2004	34/23	+11	9-7
2003	41/38	+3	10-6
2002	31/32	-1	7-9
2001	28/36	-8	10-6
2000	49/26	+23	12-4
Total	545/485	+60	170-126

RAVENS ARE...

Since 2000, here are the Ravens' records in a game:

- When turnover ratio is +2 or better 76-5
- When turnover ratio is +1 or better 111-17
- When turnover ratio is even 30-22
- When turnover ratio is negative 28-85

Note: Since 2000, the Ravens are 76-5 when posting at least a +2 turnover margin, with the only losses coming in 2010 (23-20 OT at NE), 2012 (24-23 at Phi.), 2014 (34-33 vs. SD) and 2016 (27-23 at NYG & 30-23 at NE).



THAT M&T MAGIC



AT HOME UNDER HARBAUGH

Under **John Harbaugh** (since 2008) the Ravens own the NFL's third-best home winning pct. (.735), going 61-22 at M&T Bank Stadium.

NFL'S BEST REGULAR SEASON HOME RECORDS (John Harbaugh Era / Since 2008)

Rk.	Team	Record	Pct.
1.	New England Patriots	72-12	.857
2.	Green Bay Packers	62-20-2	.750
3.	Baltimore Ravens	61-22	.735
4.	Pittsburgh Steelers	60-24	.714
5.	New Orleans Saints	57-26	.687

RAVENS STRONG AT HOME

Simply put, the Ravens have been dominant at home since the day they arrived in Baltimore. Below are the Ravens' respective home records and corresponding NFL rankings during several periods.

RAVENS HOME RECORDS / NFL RANKINGS

Time Period (Milestone)	Record	NFL Rank
Since 2010 (Past Eight-plus Seasons)	49-18	3
Since 2008 (John Harbaugh's Arrival)	61-22	3
Since 2000 (First Super Bowl Season)	107-40	2
Since 1998 (M&T Bank Stadium Opened)	115-48	3
Since 1996 (Team's Inception)	122-56-1	5

AT HOME, RAVENS ARE...

- Under head coach **John Harbaugh**, the Ravens are 18-3 in November home games, producing the NFL's best such record. The Ravens have won 16 of their past 18 home games during the month.
- Baltimore is 7-0 at home in November against AFC North foes under Harbaugh. Overall under Harbaugh, the Ravens are 21-9 in home games played against AFC North foes.
- Under **John Harbaugh** (since 2008), Baltimore has gone 16-5 against NFC teams at M&T Bank Stadium, producing the second-best home record by an AFC squad vs. the "other" conference. (Denver is 17-5.)
- Under Harbaugh, the Ravens are 17-2 in September home games. The Ravens have won 20 of their past 22 home games in the month of September (dating back to 2006).
- The Ravens are 16-8 at home in the month of December under Harbaugh and 36-16 in such games during their history.
- Baltimore has won 16 of its last 22 home games vs. AFC North foes.
- Baltimore has won 19 of its last 24 home games vs. NFC teams.
- The Ravens are 12-3 at home all time against teams from the *West Coast* (Oak. – 5-1, SD – 3-1, SF – 2-0 and Sea. – 2-1).
- In their history, the Ravens have hosted 18 games when the temperature was below 40 degrees. Baltimore is 15-3 in these games.

TOP "D" AT HOME

Baltimore has permitted an NFL-best 16.5 ppg at home during the **John Harbaugh** Era. Under "Harbs," the Ravens are 30-0 at home when allowing 10 points or fewer. In 19 of those games, the Ravens gave up no more than 7 points.

FEWEST POINTS/GAME ALLOWED AT HOME (Since 2008)

Rk.	Team	PPG
1.	Baltimore	16.5
2.	Seattle	18.2
3.	New England	18.7

RAVENS DEFENSE AT HOME (SINCE 2008)



16.5
Points Per Game Allowed
(NFL's Fewest)



73.8
Opponent Passer Rating
(NFL's Best)



298.1
Yards Per Game Allowed
(NFL's Best)

M&T BANK STADIUM FAST FACTS

- ✓ Dating back to 2008, the Ravens have outscored opponents 2,085 to 1,368 at home. In their 61 wins during this span, the margin of victory has been a strong 14.5 points per game.
- ✓ The Ravens own a +717 point differential at home under John Harbaugh, ranking No. 3 in the NFL (NE is +1,034 & GB is +781).
- ✓ In the 47-3 Week 1 win over Buffalo, Baltimore allowed 3 or fewer points at home for the fifth time under John Harbaugh.

QUITE THE HOME HISTORY

The Ravens' "D" has been stout at home for many seasons. Since 2003, Baltimore ranks first in fewest points allowed per game (16.3) among home teams. The Ravens have also registered the top mark in terms of fewest yards allowed per game (292.4).

BEST NFL DEFENSES AT HOME / SINCE 2003

TOTAL DEFENSE (Fewest Yards Allowed)

1.	Baltimore	292.4
2.	Pittsburgh	299.0
3.	NY Jets	308.0

POINTS PER GAME (Fewest Allowed)

1.	Baltimore	16.3
2.	New England	17.3
3.	Seattle	17.9

INTERCEPTIONS (Most in NFL)

1.	Cincinnati	154
2.	Baltimore	153
3.	New England	151

SACKS (Most in NFL)

1.	Minnesota	338
2.	Baltimore	330
3.	Pittsburgh	323



ALL-TIME RESULTS / TRENDS

RAVENS ALL-TIME RECORDS

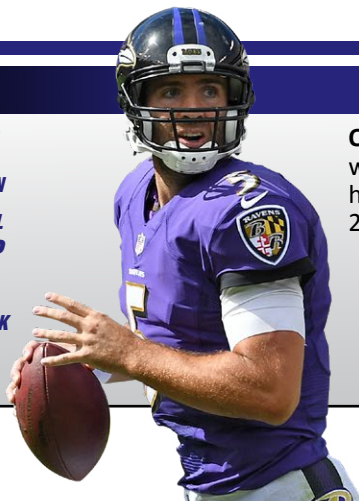
	<u>Overall Record</u>	<u>Home</u>	<u>Away</u>
Overall	194-165-1	122-56-1	72-109
In M&T Bank Stadium (since 1998)	115-48	115-48	n/a
Coached by Ted Marchibroda	16-31-1	11-12-1	5-19
Coached by Brian Billick	80-64	50-22	30-42
Coached by John Harbaugh	98-70	61-22	37-48
vs. AFC Teams	151-127	95-49	56-78
vs. AFC North	56-43	33-15	23-28
vs. AFC Central (1996-2001)	26-28	13-14	13-14
vs. AFC East	23-21	17-5	6-16
vs. AFC South	18-17	12-5	6-12
vs. AFC West	24-18	16-7	8-11
vs. NFC Teams	48-39-1	32-10-1	16-29
vs. NFC North	8-8	6-2	2-6
vs. NFC Central (1996-2001)	3-5	3-1	0-4
vs. NFC East	13-9-1	8-2-1	5-7
vs. NFC South	10-8	5-4	5-4
vs. NFC West	14-9	10-1	4-8
On Monday Night Football	12-11	5-2	7-9
On Thursday Night Football	7-5	6-1	1-4
On Saturday	3-1	2-0	1-1
In Overtime	12-12-1	7-4-1	5-8
Ravens Shutout Wins	14-0	6-0	8-0
In Season Openers	12-11	8-4	4-7
Indoors	6-15	n/a	6-15
Note: Baltimore has played in Houston's Reliant/NRG Stadium five times (3-2), Indy's Lucas Oil Stadium twice (0-2) and Dallas' Texas Stadium once (1-0). Three of those games at Reliant Stadium (12/13/10, 10/21/12 & 12/21/14) came when the roof was closed, meaning those games were "indoors," while the other games listed are considered "outdoors" due to open roofs.			
In August	0-1	0-1	0-0
In September	48-30	31-7	17-23
In October	36-52	19-20	17-32
In November	55-38-1	33-12-1	22-26
In December	50-40	36-16	14-24
In January	5-4	3-0	2-4

RAVENS RESULTS WHEN...

<u>Team</u>	<u>Since 2000</u>	<u>Since 2008</u>	<u>2018</u>
Record	170-126	98-70	4-4
vs. AFC North (since 2002)	56-43	38-25	1-2
vs. AFC	129-94	75-51	4-2
vs. NFC	41-32	23-19	0-2
Home	107-40	62-22	2-1
Away	63-86	37-48	2-3
On grass	80-68	42-32	4-3
Artificial turf	90-58	56-38	0-1
Outdoors	165-114	92-62	4-4
Indoors	5-12	4-7	0-0
September	40-23	25-12	3-1
October	33-41	17-25	1-3
November	50-26	30-12	0-0
December	42-33	23-19	0-0
January	5-3	3-2	0-0
Leading at halftime	133-24	78-18	3-1
Trailing at halftime	27-89	14-47	0-3
Tied at halftime	10-13	6-5	1-0
Tied after 3 quarters	3-6	1-2	0-0
Leading After 3 quarters	145-18	87-16	4-1
Trailing after 3 quarters	23-101	10-55	0-3
Decided by 7 points or less	70-69	39-45	0-2
Decided by 3 points or less	39-40	23-26	0-2
When scoring first	119-38	73-23	3-3
When not scoring first	52-88	25-47	1-1
Positive or even turnover ratio	142-40	78-28	3-1
Negative turnover ratio	28-86	20-42	1-3
Winning penalty ratio	77-52	46-26	2-3
Losing penalty ratio	81-64	44-36	2-1
Overtime	9-10	6-7	0-1
When returning a KOR for a TD	5-3	5-2	0-0
When returning a PR for a TD	8-3	4-1	0-0

<u>Offense</u>	<u>Since 2000</u>	<u>Since 2008</u>	<u>2018</u>
Scoring 20 or more points	132-46	31-31	4-3
Scoring 30 or more points	56-7	36-5	1-0
Having 20 or more first downs	77-49	55-30	4-4
Totaling 350 or more net yards	77-41	52-26	3-3
At least 35 minutes time of poss.	44-7	24-5	3-0
Rushing for 150 or more yards	53-14	28-6	0-0
When not throwing an INT	94-21	56-14	2-1
With a 100-yard rusher	52-21	24-8	0-0
Without a 100-yard rusher	118-105	74-62	4-4
With a 100-yard receiver	38-23	25-16	1-1
Without a 100-yard receiver	132-103	73-54	3-3
With a 300-yard passer	22-19	19-14	1-1
Without a 300-yard passer	148-107	79-56	3-3
<u>Defense</u>	<u>Since 2000</u>	<u>Since 2008</u>	<u>2018</u>
When scoring a defensive TD	42-7	20-5	0-0
When returning an INT for a TD	33-3	15-2	0-0
When returning a fumble for a TD	9-4	5-3	0-0
Recording 3 or more sacks	93-38	47-24	3-1
Holding opp. under 250 net yards	50-6	34-6	2-0
Holding opp. under 21 points	137-36	81-15	4-1
Holding opp. under 15 points	108-16	60-7	4-1
Allowing a 100-yard rusher	17-27	10-16	0-0
Not allowing a 100-yard rusher	152-100	88-54	4-4
Allowing a 100-yard receiver	35-39	18-23	0-0
Not allowing a 100-yard receiver	136-86	80-47	4-4
Allowing a 300-yard passer	22-26	14-18	0-1
Not allowing a 300-yard passer	147-100	84-52	4-3

JOE FLACCO NOTES



THE FRANCHISE QUARTERBACK

5 FLACCO

11TH SEASON

SUPER BOWL
XLVII MVP

6-6, 245
QUARTERBACK

QB Joe Flacco is the Ravens' all-time leading passer in every major category. Flacco, who led Baltimore to a Super Bowl XLVII victory in 2012 (and earned game MVP honors), is in his 11th NFL campaign. In nine games this season, Flacco has completed 209 of 342 passes (61.1%) for 2,259 yards, 12 TDs and 6 INTs (84.9 rating).

RAVENS CAREER PASSING LEADERS

Rk.	Player	G	Att	Cmp	Pct	Yards	TDs	INTs	Rate
1.	Joe Flacco	162	5,633	3,476	61.7	38,039	212	136	84.1
2.	Kyle Boller	53	1,311	746	56.9	7,846	45	44	71.9
3.	V. Testaverde	29	1,019	596	58.5	7,148	51	34	82.8

PLAYOFF PERFECTION

Super Bowl XLVII MVP QB Joe Flacco was masterful during the Ravens' 2012 playoff run, completing 73 of 126 passes for 1,140 yards, 11 TDs and 0 INTs to produce a 117.2 passer rating. Flacco joined Hall of Fame QB Joe Montana (1989) as the only players to produce 11 TDs and 0 INTs during an NFL postseason.

JOE FLACCO STATISTICS / 2012 PLAYOFFS

Game (Opp./Rd.)	Cmp-Att	Pct.	Yards	TDs	INTs	Rate
1/06/13 vs. Ind. (WC)	12-23	52.2	282	2	0	125.6
1/12/13 at Den. (Div.)	18-34	52.9	331	3	0	116.2
1/20/13 at NE (AFC)	21-36	58.3	240	3	0	106.3
2/03/13 at SF (SB)	22-33	66.6	287	3	0	124.2
Totals (Record: 4-0)	73-126	57.9	1,140	11	0	117.2

FLACCO POSTSEASON QUICK HITS

- ✓ Flacco, Joe Montana (1989) and Kurt Warner (2008) are the only QBs in NFL history to throw 11 TDs in a single postseason. Neither Flacco nor Montana threw an INT.
- ✓ In the Ravens' last 10 playoff games (since 2010), Flacco is 196-of-327 for 2,563 yards, 24 TDs and 4 INTs (104.1 rating). He has led the Ravens to a 7-3 record in these contests.
- ✓ In Baltimore's last six playoff games (5-1 record), Flacco has thrown 17 TDs and 2 INTs. Completing 119 of 200 passes for 1,691 yards, he owns a magnificent 111.1 QB rating.
- ✓ Flacco has thrown at least 2 TDs in eight-straight playoff games, marking the longest streak in NFL postseason history.

QUARTERBACK WINS

MOST TOTAL WINS BY QBs (Includes Playoffs / Since 2008)

Rk.	Player	Record
1.	Tom Brady	129-40
2.	Ben Roethlisberger	108-55-1
3.	Drew Brees	107-68
4.	Joe Flacco	106-71
	Aaron Rodgers	106-58-1

MOST REGULAR SEASON WINS BY QBs (First SEVEN Seasons / NFL History)

Rk.	Player	Wins
1.	Joe Flacco (2008-14)	72
2.	Tom Brady (2000-06)	70
3.	Ben Roethlisberger (2004-10)	69

MOST REGULAR SEASON WINS BY QBs (First EIGHT Seasons / NFL History)

Rk.	Player	Wins
1.	Tom Brady (2000-07)	86
2.	Ben Roethlisberger (2004-11)	80
	Peyton Manning (1998-2005)	80
4.	Jim Kelly (1986-93)	76
5.	Joe Flacco (2008-15)	75

MOST REGULAR SEASON WINS BY QBs (First NINE Seasons / NFL History)

Rk.	Player	Wins
1.	Peyton Manning (1998-2006)	92
2.	Tom Brady (2000-08)	87
	Ben Roethlisberger (2004-12)	87
4.	Matt Ryan (2008-16)	85
5.	Joe Flacco (2008-16)	83
	Jim Kelly (1986-94)	83

QB PLAYOFF VICTORIES

PLAYOFF WINS (ACTIVE QBs / SINCE 2008)

1.	Tom Brady	13
2.	Joe Flacco	10
3.	Aaron Rodgers	9
4.	Ben Roethlisberger	8
	Russell Wilson	8

ROAD PLAYOFF WINS (BY QBs / NFL HISTORY)

1.	Joe Flacco	7
2.	E. Manning, A. Rodgers	5
	B. Roethlisberger	5
5.	L. Dawson, J. Delhomme	4
	M. Sanchez, R. Staubach	4

QB/HC DUOS

MOST REGULAR SEASON STARTS BY A QUARTERBACK / ENTIRE CAREER WITH SAME HEAD COACH (NFL History)

Rk.	Quarterback/Head Coach (Years)	Starts
1.	Tom Brady/Bill Belichick (2001-present)	259
2.	Joe Flacco/John Harbaugh (2008-present)	162
3.	Terry Bradshaw/Chuck Knoll (1970-83)	158

FLACCO STEELERS NUMBERS TO NOTE

109.5

QB Joe Flacco's passer rating at Pittsburgh in Week 4's win this season, completing 28 of 42 passes for 363 yards (the most ever by a Ravens' QB vs. Pittsburgh) and 2 TDs.

28/16

Touchdown passes to interceptions by QB Joe Flacco in 23 career games (including postseason) vs. the Steelers. Flacco is 11-12 as a starter in those games. At M&T Bank Stadium, he's 5-4, with 11 TDs and 6 INTs.



JOE FLACCO NOTES

JOE'S RAVENS PASSING RECORDS

300-YARD PASSING GAMES (Ravens Single Seasons)

Rk.	Player (Year)	Games
1.	Joe Flacco (2015)	5
	Joe Flacco (2014)	5
	Joe Flacco (2012)	5
	Vinny Testaverde (1996)	5
5.	Joe Flacco (2016, 2011)	4

300-YARD PASSING GAMES (Ravens Career History)

Rk.	Player (Year)	Games
1.	Joe Flacco (2008-18)	32
2.	Vinny Testaverde (1996-97)	8
3.	Steve McNair (2006-07)	2
	Jeff Blake (2002)	2
	Eric Zeier (1996-97)	2

MOST PASSES WITHOUT AN INT (Ravens History)

Rk.	Player (Year)	Passes
1.	Joe Flacco (2016)	176
2.	Eric Zeier (1997-98)	175
3.	Steve McNair (2006)	162
4.	Joe Flacco (2010)	137
5.	Joe Flacco (2014, 2012)	126

MORE RAVENS RECORDS

RAVENS SINGLE-GAME PASSING YARDS

Yards	Player	(Opp./Date)
429	Vinny Testaverde	vs. STL, 10/27/96
389	Joe Flacco	at STL, 9/25/11
385	Joe Flacco	at Min., 10/18/09
384	Joe Flacco	at Oak., 9/20/15
382	Joe Flacco	vs. NE, 9/23/12

RAVENS SINGLE-SEASON PASSING YARDS

Rk.	Player (Year)	Cmp-Att	Pct.	Yards	TD	INT	Rate
1.	Joe Flacco ('16)	436-672	64.9	4,317	20	15	83.5
2.	V. Testaverde ('96)	325-549	59.2	4,177	33	19	88.7
3.	Joe Flacco ('14)	344-554	62.0	3,986	27	12	91.0
4.	Joe Flacco ('13)	362-614	59.0	3,912	19	22	73.1
5.	Joe Flacco ('12)	317-531	59.7	3,817	22	10	87.7

QUARTERBACK IRONMAN

MOST CONSECUTIVE STARTS / QUARTERBACKS / NFL HISTORY

Rk.	Player (Years)	Games
1.	Brett Favre (1992-2010)	297
2.	Eli Manning (2004-17)	210
3.	Peyton Manning (1998-2011)	208
4.	Philip Rivers (2006-present)	199
5.	Matt Ryan (2009-present)	138
6.	Joe Flacco (2008-15)	122

2018: FLACCO IS EIGHTH

QB Joe Flacco (2,259) ranks eighth in the NFL in passing yards, entering Week 9. The yards mark the most he's ever produced through a season's first eight games in leading the Ravens' eighth-ranked passing attack (282.6 ypg).

RAVENS RECORD & FLACCO...

With 300 passing yards	19-13	With at least a 100 QB rating . . .	42-6	vs. AFC North	36-24	In October	17-25
With 3-or-more TD passes	14-3	With at least a 110 QB rating . . .	23-3	vs. AFC	73-48	In November	29-12
When not throwing an INT	57-15	When not sacked	19-6	vs. NFC	23-18	In December/January	25-17
With at least 4 comps. 25+ yards . .	9-4	Playing in < 40 degree weather . .	12-8	In September	25-12	In season's final four games . .	22-14

GAME-WINNING DRIVES: 26 (24 REGULAR SEASON & 2 PLAYOFFS)

GAME-WINNING DRIVES IN FOURTH QUARTER OR OVERTIME (26 TOTAL)

Date/Opp.	Drive Length	Scoring Play	Time Left	Score
11/02/08 at Cle.	5 plays, 59 yards in 1:54	Stover 22-yard field goal	5:36	30-27
01/10/09 at Ten. (Div.)	9 plays, 51 yards in 3:30	Stover 43-yard field goal	0:53	13-10
09/13/09 vs. KC	8 plays, 74 yards in 3:15	Clayton 31-yard pass from Flacco	2:06	38-24
11/29/09 vs. Pit.	6 plays, 17 yards in 3:23	Cundiff 29-yard field goal	6:42 (OT)	20-17
09/26/10 vs. Cle.	10 plays, 69 yards in 5:41	Boldin 27-yard pass from Flacco	9:13	21-17
10/03/10 at Pit.	4 plays, 40 yards in 0:36	Houshmandzadeh 18-yard pass from Flacco	0:32	17-14
10/24/10 vs. Buf.	4 plays, 9 yards in 1:58	Cundiff 38-yard field goal	10:54 (OT)	37-34
12/19/10 vs. NO	5 plays, 66 yards in 1:31	Cundiff 32-yard field goal	10:03	27-24 (30-24 final)
10/30/11 vs. Ari.	5 plays, 37 yards in 0:52	Cundiff 25-yard field goal	0:00	30-27
11/06/11 at Pit.	13 plays, 92 yards in 2:16	T. Smith 26-yard pass from Flacco	0:08	23-20
11/24/11 vs. SF	16 plays, 76 yards in 7:34	Pitta 8-yard pass from Flacco	14:56	13-6 (16-6 final)
09/23/12 vs. NE	7 plays, 70 yards in 1:55	Tucker 27-yard field goal	0:00	31-30
11/04/12 at Cle.	9 plays, 81 yards in 4:22	T. Smith 19-yard pass from Flacco	4:26	22-15 (25-15 final)
11/25/12 at SD	12 plays, 40 yards in 3:09	Tucker 38-yard field goal	0:00	13-13
	12 plays, 69 yards in 3:49	Tucker 38-yard field goal	1:07 (OT)	16-13
01/12/13 at Den. (Div.)	3 plays, 77 yards in :38	J. Jones 70-yard pass from Flacco	0:31	35-35
	6 plays, 16 yards in 2:33	Tucker 47-yard field goal	13:18 (2OT)	38-35
10/06/13 at Mia.	7 plays, 34 yards in 2:25	Tucker 44-yard field goal	1:42	26-23
11/10/13 vs. Cin.	8 plays, 28 yards in 4:34	Tucker 46-yard field goal	5:27 (OT)	20-17
12/08/13 vs. Min.	5 plays, 80 yards in 0:41	M. Brown 9-yard pass from Flacco	0:04	29-26
12/16/13 at Det.	7 plays, 24 yards in 1:43	Tucker 61-yard field goal	0:38	18-16
09/21/14 at Cle.	6 plays, 37 yards in 1:58	Tucker 32-yard field goal	0:00	23-21
12/28/14 vs. Cle.	2 plays, 69 yards in :50	T. Smith 16-yard pass from Flacco	7:33	13-10 (20-10 final)
10/01/15 at Pit.	7 plays, 45 yards in :58	J. Tucker 42-yard field goal	0:03	20-20
	8 plays, 32 yards in 4:33	J. Tucker 52-yard field goal	5:08 (OT)	23-20
11/01/15 vs. SD	9 plays, 59 yards in 2:27	J. Tucker 39-yard field goal	0:00	29-26
11/22/15 vs. STL	5 plays, 12 yards in :54	J. Tucker 47-yard field goal	0:00	16-13
09/18/16 at Cle.	5 plays, 27 yards in 2:35	J. Tucker 49-yard field goal	11:19	22-20 (25-20 final)
09/25/16 at Jax.	8 plays, 22 yards in 1:57	J. Tucker 54-yard field goal	1:02	19-17

TERRELL SUGGS NOTES



55 SUGGS
16TH SEASON
7 PRO BOWLS
2011 NFL DPOY
6-3, 265
OUTSIDE LINEBACKER

SUGGS SIZZLES

OLB Terrell Suggs, the 2011 Defensive Player of the Year and Ravens' all-time sacks leader (131), produced a team-high 11 sacks (his seventh year with double-digit totals) during the 2017 campaign, earning his seventh Pro Bowl honor. "Sizzle" also ranks No. 2 in career Ravens tackles (927).

RAVENS ALL-TIME SACKS

Rk.	Player (Years)	Sacks
1.	Terrell Suggs (2003-18)	131.0
2.	Peter Boulware (1997-2005)	70.0
3.	Michael McCrary (1997-2002)	51.0
4.	Ray Lewis (1996-2012)	41.5
5.	Adalius Thomas (2000-06)	38.5

RAVENS ALL-TIME TACKLES

Rk.	Player (Years)	Tackles
1.	Ray Lewis (1996-2012)	2,643
2.	Terrell Suggs (2003-18)	927
3.	Kelly Gregg (2001-10)	721
4.	Ed Reed (2002-12)	661
5.	Haloti Ngata (2006-14)	528

*"It's a no-brainer. He's such a phenomenal football player and leader. Everything he brings to the game of football is special."
 – Ben Roethlisberger, Steelers QB, on if Terrell Suggs should be a Hall of Fame player*

SUGGS' STANDINGS

SUGGS' CAREER SACKS (Most vs. a Single Team)

1. Cleveland Browns 19
2. **Pittsburgh Steelers** **15**
3. Cincinnati Bengals 12.5
4. Miami Dolphins 8.5

Note: Including playoffs, Suggs has totaled 20 sacks vs. Pittsburgh.

RAVENS SACKS LEADERS (2018 Season)

1. **Terrell Suggs** **5.5**
- Za'Darius Smith 5.5
3. Kenny Young 2.5
4. Patrick Onwuasor 2
- Tim Williams 2
- Tavon Young 2

RAVENS SACKS LEADERS (Single-Season Records)

1. Elvis Dumervil (2014) 17
2. Peter Boulware (2001) 15
3. Michael McCrary (1998) .. 14.5
4. **Terrell Suggs (2011)** **14**
5. Trevor Pryce (2006) 13
6. **Terrell Suggs (2014, 2003)** .. **12**

RAVENS FORCED FUMBLES (Career Leaders)

1. **Terrell Suggs** **37**
2. Ray Lewis 20
3. Adalius Thomas 17
4. Peter Boulware 13
5. Ed Reed 11
6. Jarret Johnson 9

ALL-TIME NFL SACK LEADERS

OLB Terrell Suggs' 131 career sacks rank second among active players and stand as the 15th most in NFL history.

NFL SACKS LEADERS / ALL TIME

Rk.	Player	Sacks
1.	Bruce Smith*	200.0
2.	Reggie White*	198.0
3.	Kevin Greene*	160.0
4.	Julius Peppers (active)	156.5
5.	Chris Doleman*	150.5
6.	Michael Strahan*	141.5
7.	Jason Taylor*	139.5
8.	DeMarcus Ware	138.5
9.	Richard Dent*	137.5
	John Randle*	137.5
11.	Jared Allen	136.0
12.	John Abraham	133.5
13.	Leslie O'Neal	132.5
	Lawrence Taylor*	132.5
15.	Terrell Suggs (active)	131.0
16.	Rickey Jackson*	128.0
17.	Derrick Thomas*	126.5

* Pro Football Hall of Famer



Suggs' Career Sacks
(15th All Time)



Defenders w/ Most Sacks for a Franchise

Bruce Smith (Buf.)	171
Michael Strahan (NYG)	141.5
Lawrence Taylor (NYG)	132.5
Terrell Suggs (Bal.)	131
Jason Taylor (Mia.)	131

A PLAYOFF PERFORMER

OLB Terrell Suggs has posted 12.5 sacks in the playoffs, producing a mark that ranks third in all-time NFL postseason history.

NFL POSTSEASON SACKS LEADERS / ALL TIME

Rk.	Player	Sacks	Yards
1.	Willie McGinest	16.0	113.5
2.	Bruce Smith	14.5	109.5
3.	Terrell Suggs	12.5	79.0

VETERAN DEFENDERS

MOST REGULAR SEASON GAMES PLAYED (Active NFL Defenders)

Rk.	Player (Year Entered NFL)	Games
1.	DE Julius Peppers (2002)	257
2.	OLB Terrell Suggs (2003)	221
3.	S Mike Adams (2004)	213

SUGGS A STRIP-SACK ARTIST

MOST CAREER STRIP-SACKS (Active NFL Defenders)

Rk.	Players	Strip-Sacks
1.	Julius Peppers (Car.)	39
2.	Terrell Suggs (Bal.)	31

Note: Suggs tallied 4 strip-sacks in 2017.

- ✓ *The Ravens are 75-32 all time when Suggs records at least a half-sack, 20-1 when he tallies 2-or-more sacks and 5-0 when he has 3 sacks.*
- ✓ *Suggs is the only active NFL player with 900 tackles, 100 sacks & 30 FFs.*



C.J. MOSLEY NOTES

AN ELITE PAIR

NFL DEFENDERS W/ 500 TACKLES, 8 INTs & 8 SACKS
(Since 2014)

Player (Team)	Tackles	INTs	Sacks
Luke Kuechly (Car.)	555	10	9.5
C.J. Mosley (Bal.)	522	8	8.0



57 MOSLEY
5TH SEASON
3 PRO BOWLS
6-2, 250
INSIDE LINEBACKER

C.J.'s STOPS

LB C.J. Mosley, Baltimore's 2014 first-round draft pick and a three-time Pro Bowler (including in 2017), owns the NFL's fifth-most total tackles (522) over the past five seasons.

NFL'S TACKLE LEADERS (Since 2014)

Rk.	Player (Team)	Tackles
1.	Bobby Wagner (Sea.)	557
2.	Luke Kuechly (Car.)	555
3.	Preston Brown (Cin.)	537
	Lavonte David (TB)	537
5.	C.J. Mosley (Bal.)	522
6.	Telvin Smith (Jax.)	512
7.	Demario Davis (NO)	493
8.	K.J. Wright (Sea.)	461
9.	Christian Kirksey (Cle.)	449
	Lawrence Timmons (FA)	449

A TACKLE MACHINE

In Week 7 vs. NO, LB C.J. Mosley surpassed the 500-tackle milestone by posting a career-high 16 stops. He now has 522 tackles, tying for seventh most in franchise history.

RAVENS TACKLES LEADERS / FRANCHISE HISTORY

Rk.	Player (Years)	Tackles
1.	Ray Lewis (1996-2012)	2,643
2.	Terrell Suggs (2003-present)	927
3.	Kelly Gregg (2001-10)	721
4.	Ed Reed (2002-12)	661
5.	Haloti Ngata (2006-14)	528
6.	Jarret Johnson (2003-11)	523
7.	C.J. Mosley (2014-present)	522
	Jamie Sharper (1997-2001)	522

MOSLEY QUICK HITS

- ✓ In 2017, LB C.J. Mosley tallied 132 total tackles, 11 TFL, 2 INTs (1 for a 63-yard TD), 1 sack, 3 FRs and 3 FFs to earn his third Pro Bowl honor.
- ✓ Mosley was the NFL's only player with at least 125 tackles, 3 sacks and 2 INTs in 2014, when he finished second to DT Aaron Donald in the 2014 NFL Defensive Rookie of the Year voting.
- ✓ Mosley (2014), Daryl Smith (2013) & Ray Lewis (1998, 1999, 2000 & 2001) are the only Raven defenders to register at least 115 tackles, 3 sacks and 2 INTs in a single season.
- ✓ Mosley is the first-ever Ravens rookie to earn Pro Bowl honors (2014).



Total Tackles
NFL's Fifth Most
Since 2014



Total Tackles
Ravens Most in 2018
(26th in NFL)



2017 NFL Defenders
w/ 120 tackles, 10 TFL, 2 INTs & 1 sack
(Mosley, Deion Jones & Bobby Wagner)



Career-High Tackles
by Mosley in Week 7's
2018 Game vs. NO

'BACKER THEFTS

LB C.J. Mosley has produced the NFL's second-most INTs by a linebacker (8) since he entered the NFL in 2014. Mosley had 2 thefts in 2017, including a 63-yard pick-6 in Week 8 vs. the Dolphins.

INTS / NFL LINEBACKERS (Since 2014)

1.	Luke Kuechly (Car.)	10
2.	C.J. Mosley (Bal.)	8
3.	Six Players	7
9.	Three Players	6
12.	Five Players	5

INTS / RAVENS LINEBACKERS (All-Time Career Leaders)

1.	Ray Lewis	31
2.	C.J. Mosley	8
3.	Terrell Suggs	7
4.	Adalius Thomas	6
5.	Daryl Smith	5

INTS / RAVENS LINEBACKERS (Single-Season History)

1.	Ray Lewis (2003)	6
2.	C.J. Mosley (2016)	4
3.	Zachary Orr (2016)	3
	Ray Lewis (3 times)	3
	Daryl Smith (2013)	3



CRABTREE, BROWN & SNEAD IV NOTES

TOUCHDOWN TRIOS

In Week 1's 47-3 win over Buffalo, three Ravens wideouts (**John Brown**, **Michael Crabtree** & **Willie Snead IV**) each caught a touchdown. It marked just the fifth time in franchise history (and first since 2014) that such a feat was accomplished.

GAMES WITH A TD CATCH BY THREE DIFFERENT RECEIVERS (Ravens History)

- 9/9/18 vs. Buf. – Ravens 47, Bills 3**
 - John Brown, Michael Crabtree, Willie Snead IV
- 10/12/14 at TB – Ravens 48, Bucs 17**
 - Kamar Aiken, Michael Campanaro, Torrey Smith, Steve Smith Sr.
- 12/5/99 vs. Ten. – Ravens 41, Titans 14**
 - Justin Armour, Jermaine Lewis, Patrick Johnson
- 11/1/98 vs. Jax. – Jaguars 45, Ravens 19**
 - Patrick Johnson, Jermaine Lewis, Floyd Turner
- 10/27/96 vs. STL – Ravens 37, Rams 31**
 - Derrick Alexander, Michael Jackson, Floyd Turner



Brown's Catches of 25+ Yards
Tied for NFL's Sixth Most
in 2018

83 SNEAD IV
4TH SEASON
5-11, 205
WIDE RECEIVER



13 BROWN
5TH SEASON
5-11, 178
WIDE RECEIVER

RAVENS NEW WIDEOUTS

Through eight games, **WR John Brown** leads Baltimore with 586 receiving yards and 4 TDs on 31 catches. His 18.9 ypc average ranks fourth best in the NFL. **WR Willie Snead IV** ranks third on the team with 390 receiving yards and 1 TD on 38 catches. An impressive 24 of his catches have earned first downs.

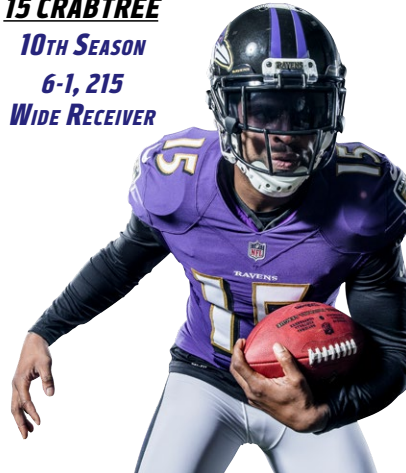
NFL YARDS-PER-CATCH AVERAGE / 2018 SEASON

Rk.	Player	Rec.	Yards	Avg.	LG	TDs
1.	DeSean Jackson (TB)	26	594	22.8	75t	4
2.	Tyrell Williams (LAC)	20	428	21.4	75t	4
3.	Courtland Sutton (Den.)	17	324	19.1	42	2
4.	John Brown (Bal.)	31	586	18.9	71	4
5.	Robby Anderson (NYJ)	17	314	18.5	76t	3

Quick Hit:

- John Brown and DeSean Jackson are the NFL's only players with at least 550 receiving yards, an 18.0 yards-per-catch average and 4 TDs.

15 CRABTREE
10TH SEASON
6-1, 215
WIDE RECEIVER



Team-High Receptions
(tied w/ Willie Snead IV)
in 2018



Career Catches
One of 10 Active
Players to Reach 600

SCORING THREAT

MOST NFL RECEIVING TOUCHDOWNS (Since 2015)

Rk.	Player (Team)	TDs
1.	Antonio Brown (Pit.)	39
2.	DeAndre Hopkins (Hou.)	34
3.	Davante Adams (GB)	29
	Doug Baldwin (Sea.)	29
5.	Odell Beckham Jr. (NYG)	28
	A.J. Green (Cin.)	28
7.	Michael Crabtree (Bal.)	27



NFL Players
Crabtree & Antonio Brown
to record at least 8 TD
catches in each of the past
three full seasons (2015-17)

KING CRAB NOTES

WR Michael Crabtree, a 10-year NFL veteran, signed with the Ravens as a free agent this past spring. Through eight games, he has tallied a team-high 38 catches (tied) for 440 yards and 2 TDs. Here are several fast facts about the standout wideout:

- Crabtree has produced at least 8 receiving TDs in a season four times, including in each of the past three years (9 – 2015, 8 – 2016 & 8 – 2017).
- His 27 receiving TDs since 2015 (see chart above) rank as the NFL's seventh most.
- Crabtree and Steelers WR Antonio Brown are the only NFL players to post at least 8 TD catches in each of the past three full seasons.
- Crabtree has totaled at least 85 catches in a season three times, with a career-high 89 during the 2016 campaign (earned Pro Bowl alternate honors).
- He has twice surpassed 1,000 receiving yards, tallying a career-high 1,105 (on 85 receptions) in 2012.

RED ZONE & TD FAST FACTS

- ✓ When Crabtree scores at least 1 receiving TD, his team has produced a 30-12-1 record. When he has 2 TDs, they are 6-2.
- ✓ Of Crabtree's 53 career receiving TDs, 27 have come in the red zone.
- ✓ Since 2015, 15 of Crabtree's 27 receiving TDs occurred in the red zone.



YANDA, B. WILLIAMS & JUDON NOTES



STANDING GUARD

73 YANDA
12TH SEASON
6 Pro Bowls
6-3, 305
GUARD

G Marshal Yanda, considered one of the greatest players to ever wear a Ravens uniform and an elite NFL lineman, has been to six-career Pro Bowls, which stand fifth in franchise history. In Week 1 vs. Buffalo, he helped the Ravens post the third-largest margin of victory (+44) in team history in a 47-3 win.

MOST PRO BOWLS (Ravens History)	
LB Ray Lewis	13
T Jonathan Ogden	11
S Ed Reed	9
OLB Terrell Suggs	7
G Marshal Yanda	6



Career Pro Bowls
tied for second most
among active O-linemen

“Only the elite of the elite guards earn serious Hall of Fame consideration. Yanda belongs in that realm.”
– Childs Walker, *The Baltimore Sun*

PERENNIAL PRO BOWLER

- ✓ 2016 marked the sixth-straight Pro Bowl invitation for **G Marshal Yanda**, who was drafted (third round) by the Ravens in 2007.
- ✓ The 12-year veteran has played in 154 games (143 starts) during his career, ranking as the second-most games played among offensive linemen in Ravens history (Jonathan Ogden – 177).
- ✓ Prior to the 2015 campaign, Ravens’ season ticket holders voted Yanda as one of the Top 10 players in the franchise’s 20-year existence.

MOST PRO BOWL SELECTIONS (Active NFL Offensive Linemen)		
Rk.	Player (Team)	Pro Bowls
1.	T Jason Peters (Phi.)	9
2.	G Marshal Yanda (Bal.)	6
	C Maurkice Pouncey (Pit.)	6
	T Joe Staley (SF)	6
	T Trent Williams (Was.)	6



Williams’ Career Tackles for Loss



Ravens 2018 Run Defense Ranking
(98.1 Rush YPG Allowed)



98 WILLIAMS
6TH SEASON
6-1, 336
DEFENSIVE TACKLE

WILLIAMS ANCHORS RUN “D”

DT **Brandon Williams** is one of the NFL’s top D-linemen, helping Baltimore regularly produce a dominant run defense. Dating back to 2014, when Williams became a full-time starter, Baltimore has been especially stout against opposing ground games.

RUSHING YPG ALLOWED (Since 2014)	RUSHING AVG. YPC ALLOWED (Since 2014)
1. Seattle Seahawks94.0	1. Seattle Seahawks3.70
2. Carolina Panthers95.1	2. Denver Broncos3.84
3. Baltimore Ravens98.2	3. New York Jets3.85
4. Pittsburgh Steelers98.8	4. Baltimore Ravens3.87
5. New York Jets100.2	5. Arizona Cardinals3.91



AFC Def. POW Award
2017 Week 11 vs. GB



Sacks in 2017
Second on the Team



Tackles for Loss
2017: Most on Team &
Tied for Fourth in NFL



99 JUDON
3RD SEASON
6-3, 261
OLB

ALL-AROUND DEFENDER

NFL DEFENDERS / 2017 SEASON (w/ at Least 55 Tackles, 15 TFL, 5 Sacks, 2 FFs & 1 FR)					
Defender	Tackles	TFL	Sacks	FFs	FRs
Matthew Judon (Bal.)	58	17	8.0	2	1
Jadeveon Clowney (Hou.)	59	21	9.5	2	2
Von Miller (Den.)	57	17	10.0	2	1

Note: Judon’s 17 TFL rank fourth in a Ravens’ single season since the stat began being tracked in 2008. The record is 20 set by OLB Terrell Suggs in 2011, while Suggs also had 19 (2008) & 18 (2010).



JEFFERSON, Z. SMITH & CARR NOTES



DROPPIN' FOR LOSS

23 JEFFERSON

6TH SEASON
5-11, 211
SAFETY

Since 2015, **S Tony Jefferson** leads the NFL in tackles for loss by a DB, with 29 such stops, including 7 in his first year (2017) with the Ravens and 5 this season. While with Arizona in 2016, his 13 TFL led all NFL defensive backs. The 13 stops also rank as the NFL's most by a DB in a season since the stat began being tracked in 2008.

MOST TACKLES FOR LOSS / NFL DEFENSIVE BACKS / SINCE 2015

Rk.	Player	Tackles for Loss
1.	Tony Jefferson (Bal.)	29
2.	Tyrann Mathieu (Hou.)	23
3.	Reshad Jones (Mia.)	22
4.	Three Players	19

In 2018, **S Tony Jefferson** is one of three NFL safeties to post at least 1 sack, 1 INT, 1 forced fumble and 1 fumble recovery. Here are the players: Jefferson, Harrison Smith (Min.) & D.J. Swearingen Sr. (Was.)



TACKLES FOR LOSS
Third Among
NFL DBs in 2018



TACKLES FOR LOSS
Most Among NFL
DBs since 2015



TOTAL TACKLES
Fourth Among NFL
DBs since 2015

JEFFERSON MAKES HIS MARK

MOST SINGLE-SEASON TACKLES FOR LOSS / NFL DBs / SINCE 2008

Rk.	Player	Year	Tackles for Loss
1.	Tony Jefferson (Ari.)	2016	13
2.	Antoine Winfield (Min.)	2008	12
3.	Six Players	n/a	11



90 Z. SMITH
4TH SEASON
6-4, 272



Team-High Sacks
(tied w/ Terrell Suggs)
in 2018



AFC Def. POW Award
2018 Week 6 at Ten.
(5 TT, 3 Sacks, 1 FF)

24 CARR
11TH SEASON
6-0, 210
CORNERBACK



2018 Passes Defended
(tied for Seventh in NFL)



Career Interceptions
(Including 5 with Ravens)



Interceptions
in 2017, tied (2011)
for a Career
High



MAY "Z" FORCE BE WITH YOU

OLB Za'Darius Smith and **OLB Terrell Suggs** lead the Ravens with 5.5 sacks. In Week 6 at Tennessee, "Z" posted a career-high 3 QB drops as part of the Ravens' 11 sacks, which set a team record.

MOST SINGLE-GAME SACKS / RAVENS HISTORY

P. Boulware (1/7/02 vs. Min.) 4	T. Suggs (12/11/11 vs. Ind.) 3
M. McCrary (11/8/98 vs. Oak.) 4	T. Suggs (11/24/11 vs. SF) 3
E. Dumervil (12/7/14 at Mia.) . . . 3.5	T. Suggs (9/11/11 vs. Pit.) 3
J. Sharper (11/12/01 at Ten.) 3.5	T. Suggs (12/4/05 vs. Hou.) 3
M. McCrary (12/5/99 vs. Ten.) 3.5	M. McCrary (12/26/99 vs. Cin.) 3
Z. Smith (10/14/18 at Ten.) 3	M. McCrary (11/16/97 vs. Phi.) 3
E. Dumervil (11/10/13 vs. Cin.) 3	B. Thompson (11/10/96 at Jax.) 3
T. Suggs (10/6/13 at Mia.) 3	

CARR A STEADY VETERAN

BALTIMORE INTERCEPTIONS (Since Carr's 2017 Ravens Arrival)

Rk.	Player	INTs
1.	Eric Weddle	6
2.	Brandon Carr	5
3.	Jimmy Smith	3
4.	Five Players	2

MOST NFL PASSES DEFENSED (Since 2008)

Rk.	Player	PD
1.	D. Rodgers-Cromartie	146
2.	Johnathan Joseph	141
3.	Tramon Williams	138
4.	Brent Grimes	136
5.	Brandon Carr	129

Quick Hit: Carr's 12 PD ranked No. 1 on the team in 2017; he has a team-best 8 in 2018.



SAM KOCH NOTES

SOARING WITH SAM

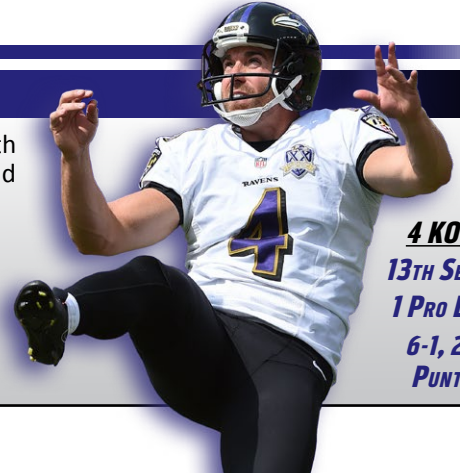
Pro Bowl **P Sam Koch** owns a 45.3 career gross average and 39.6 career net, both marks that rank first in Ravens history. In 2014, Koch posted a career-high and Ravens franchise-record 47.4-yard gross and 43.3-yard net average.

CAREER GROSS PUNTING AVG. (Ravens History)

Rk.	Player	Avg.
1.	Sam Koch	45.3
2.	Greg Montgomery	43.2
3.	Dave Zastudil	41.6

CAREER NET PUNTING AVG. (Ravens History)

Rk.	Player	Avg.
1.	Sam Koch	39.6
2.	Greg Montgomery	37.2
3.	Kyle Richardson	35.4



4 KOCH
13TH SEASON
1 PRO BOWL
6-1, 222
PUNTER

KOCH DOMINATED

No punter in 2017 was more dominant at pinning opponents deep in their own territory than **P Sam Koch**.

PUNTS INSIDE 20

1.	Sam Koch	40
2.	Chris Jones	34
3.	Two Players	33

PUNTS INSIDE 10

1.	Sam Koch	16
2.	Marquette King	14
3.	Three Players	13

PUNTS INSIDE 5

1.	Andy Lee	6
2.	Sam Koch	5
	Three Others	5



2018 Punts Inside the 20
(Tied for NFL's Fourth Most)

"He is composed, he is resilient, and he's not easily rattled. People don't really expect it from a punter, but I definitely think Sam Koch carries that special Raven persona."

— Terrell Suggs, Ravens OLB

SAM IN THE 20

P Sam Koch is the Ravens' all-time leader in punts inside the 20 (375). In 2017, he posted a franchise-record 40 boots inside the 20, which ranked as the NFL's most.

* In 2017, Koch's 40 punts inside the 20 ranked No. 1 in the NFL.

PUNTS INSIDE THE 20 (Ravens All-Time History)

Rk.	Player	In 20
1.	Sam Koch	375
2.	Kyle Richardson	128
3.	Dave Zastudil	89

PUNTS INSIDE THE 20 (Ravens Single Seasons)

Rk.	Player (Year)	In 20
1.	Sam Koch (2017)*	40
2.	Sam Koch (2010)	39
	Kyle Richardson (1999)	39

RAVENS IRONMAN

RAVENS CONSECUTIVE GAMES PLAYED / ALL-TIME STREAKS

Rk.	Player	Games	Years
1.	Sam Koch	200	2006-present
2.	Jarret Johnson	129	2003-11
3.	Joe Flacco	122	2008-15

BALTIMORE RAVENS MOST ALL-TIME GAMES PLAYED

Rk.	Player	Games	Years
1.	Ray Lewis	228	1996-2012
2.	Terrell Suggs	221	2003-present
3.	Matt Stover	207	1996-2008
4.	Sam Koch	200	2006-present
5.	Jonathan Ogden	177	1996-2007

PINNING 'EM DEEP

Dating back to 2006, when he entered the NFL, **P Sam Koch**'s 375 punts inside the 20 rank second in the NFL.

NFL PUNTS INSIDE THE 20 / SINCE 2006

Rk.	Player	In 20
1.	Dustin Colquitt (KC)	402
2.	Sam Koch (Bal.)	375
3.	Andy Lee (Ari.)	346

In 2017, Koch twice earned AFC Special Teams Player of the Week honors (Week 12 vs. Hou. & Week 15 at Cle.). He is the first punter to win multiple POW awards in a single season since Buffalo's Brian Moorman in 2006.

PRO BOWL PUNTER



In his 10th season (2015), **P Sam Koch** was finally named to his first Pro Bowl, as the standout punter's net average (42.9) ranked No. 2 in the NFL, while his gross average (46.7) was ninth. Koch also dominated the league in 2014, producing the No. 1 net (43.3) and No. 3 gross (47.4) averages.

NOTE THE QUOTE

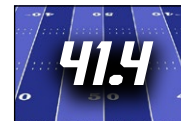
ESPN.com's Kevin Seifert on Sam Koch's arsenal of punts:

"Some are designed to hook toward the sideline with maximum hang time. Others use an intentionally low trajectory to aid coverage teams. He has a knuckler and one kick that drops, from the returner's perspective, roughly in the shape of the letter 'S.' He's debuted a "boomerang" punt that does just what you would imagine it might. Most, but not all, of these punts are intended to discourage a clean catch and minimize the return.

"It's not unusual for NFL punters to develop a "changeup" of sorts, but no one has ever had multiple options at the ready. ... The NFL changes every day, but there are only a few moments in each generation when it transforms. This is one of them. In plain sight, Sam Koch and the Ravens have introduced a new way to punt."



Punts In 20
NFL's Second Most
Since 2014



Net Punt Average
NFL's Fourth Best
Since 2014



Gross Punt Average
NFL's Eighth Best
Since 2014



JUSTIN TUCKER NOTES

TUCKER THE ALL-TIME BEST

K Justin Tucker, the most accurate kicker of all time, has hit 215 of 239 FGAs to post a 90.0% mark. Tucker has connected on eight-consecutive FGAs of 50-plus yards dating back to 2017, while he is 18-of-20 on such kicks since the 2016 campaign.

BEST CAREER FIELD GOAL PERCENTAGE (NFL History / Min. 100 Att.)

Rk.	Player	FGM-FGA	Pct.
1.	Justin Tucker	215-239	90.0
2.	Stephen Gostkowski	357-407	87.7
3.	Dan Bailey	197-225	87.6
4.	Stephen Hauschka	232-265	87.5
5.	Robbie Gould	341-391	87.2



9 TUCKER
7TH SEASON
2 PRO BOWLS
6-1, 183
KICKER

In 2017's Week 16 win vs. the Colts, Tucker (then 802 points) became the fastest pure kicker in league history to reach the 800 milestone, doing so in his 95th game. Of overall players, only Gino Cappelletti (a WR/PK combo from 1960-70) did it faster (93 games).

TUCKER'S CAREER STATS

Year	1-19	20-29	30-39	40-49	50+	Total	Pct.	LG	PAT	Pts
2012	0-0	8-8	8-8	10-13	4-4	30-33	90.9	56	42-42	132
2013	0-0	10-10	12-13	10-11	6-7	38-41	92.7	61	26-26	140
2014	0-0	10-10	11-11	4-4	4-9	29-34	85.3	55	42-42	129
2015	0-0	10-10	9-9	10-11	4-10	33-40	82.5	52	29-29	128
2016	0-0	4-4	10-11*	14-14	10-10	38-39*	97.4	57	27-27	141
2017	0-0	7-7	11-11	11-12	5-7	34-37	91.9	57	39-39	141
2018	0-0	2-2	4-4	4-6*	3-3	13-15*	86.7	55	20-21	59
Totals	0-0	51-51	65-67	63-71	36-50	215-239	90.0	61	225-226	870

* Lone miss in 2016 & both misses in 2018 were blocked kicks.

2016: PERHAPS THE BEST YEAR EVER

In 2016, All-Pro **K Justin Tucker** connected on 38 of 39 FGAs (lone miss was a block), posting the fifth-best pct. in NFL single-season history. In addition to making 35-straight FGAs at one point (tied for fifth-best streak ever), here are facts about his remarkable season, arguably the best ever by a kicker:

- ✓ Tucker's 38 FGs made ranked No. 1 in the NFL. He was also 27-of-27 on PATs. An NFL single-season record 24 of Tucker's 38 FGs made in 2016 came from 40 yards or beyond.
- ✓ Tucker's 10 FGs of 50-plus yards are a Ravens' single-season record. They tie (Blair Walsh, 2012) for the most in NFL history. (Tucker was a perfect 10-for-10 from 50 yards and out during the 2016 season.)
- ✓ Tucker's 141 points ranked second in the league only behind Atlanta's Matt Bryant (158).
- ✓ In Week 12 vs. Cincy, Tucker became just the ninth kicker in league history to make 3 FGs of 50-plus yards in a single game (52, 57 & 54). He is also the first kicker in NFL history to make 3 FGs of 50-plus yards in the first half of a game. (These feats earned him AFC ST POW honors.)

BEST FG PERCENTAGE / NFL SINGLE-SEASON HISTORY

Rk.	Player (Team)	FGM-FGA	Pct.
1.	Gary Anderson (1998)	35-35	100.0
	Mike Vanderjagt (2003)	37-37	100.0
	Jeff Wilkins (2000)	17-17	100.0
	Tony Zendejas (1991)	17-17	100.0
5.	Justin Tucker (2016)	38-39	97.4



FGs Made
NFL's Second Most
Since 2012



Points Scored
NFL's Second
Most Since 2012



Career FG Pct.
Best Mark
in NFL History



40-Plus-Yard FGs
NFL's Most
Since 2012



50-Plus-Yard FGs
NFL's Most
Since 2012



Career Games
w/ Dual 50+ FGs Made
(Most in NFL History)

TUCKER TIDBITS

- ✓ Since PATs were moved back to the 15-yard line in 2015, Tucker (115-of-116) has produced the NFL's best PAT percentage (99.1).
- ✓ Tucker is a four-time AFC Special Teams Player of the Month, which ranks one more than legends S Ed Reed & K Matt Stover for the most POM awards in Ravens history. (Tucker has also earned eight AFC Special Teams Player of the Week honors.) "Tuck" earned his fourth POM award in Nov. 2017, going 8-for-8 on FGAs and 6-for-6 on PATs.
- ✓ Tucker's 6 FGs on 12/16/13 at Det. set a team record and a single-game NFL high in 2013. Against the Lions, he became the first NFL kicker ever to connect from the 20-, 30-, 40-, 50- & 60-yard range in a game.
- ✓ Tucker's 92.8 career FG% when kicking on grass (116-of-125) ranks as the NFL's best of all time.
- ✓ Tucker's 92.9 career FG% (105-of-113) in the second half/overtime ranks as the NFL's best second half/OT mark of all time.



JUSTIN TUCKER & ERIC WEDDLE NOTES

TUCK'S CHART TALK

MOST FIELD GOALS MADE / SINCE 2012

Rk.	Player (Team)	FGM
1.	Stephen Gostkowski (NE)	216
2.	Justin Tucker (Bal.)	215
3.	Stephen Hauschka (Buf.)	191
4.	Adam Vinatieri (Ind.)	186
5.	Matt Bryant (Atl.)	177

MOST NFL POINTS / SINCE 2012

Rk.	Player (Team)	Points
1.	Stephen Gostkowski (NE)	978
2.	Justin Tucker (Bal.)	870
3.	Stephen Hauschka (Buf.)	809
4.	Adam Vinatieri (Ind.)	798
5.	Matt Bryant (Atl.)	787

CONSECUTIVE FIELD GOALS MADE (All-Time NFL Streaks)

Rk.	Kicker (Years)	FGs Made
1.	Adam Vinatieri (2015-16)	44
2.	Mike Vanderjagt (2002-04)	42
3.	Gary Anderson (1997-98)	40
4.	Matt Stover (2005-06)	36
5.	Justin Tucker (2015-16) Adam Vinatieri (2013-14)	35 35

BEST NFL FIELD GOAL PERCENTAGE (2016 Season)

Rk.	Player (Team)	FGM-FGA	Pct.
1.	Justin Tucker (Bal.)	38-39	97.4
2.	Matt Bryant (Atl.)	34-37	91.9
3.	Ryan Succop (Ten.)	22-24	91.7
4.	Stephen Hauschka (Sea.)	33-37	89.2
5.	Cairo Santos (KC)	31-35	88.6
6.	Two Players	27-31	87.1

BEST FIELD GOAL PERCENTAGE / ROOKIES (NFL History)

Rk.	Player (Year)	FGM-FGA	Pct.
1.	Blair Walsh (2012)	35-38	92.1
2.	Justin Tucker (2012)	30-33	90.9
3.	Harrison Butker (2017)	38-42	90.5
4.	Cody Parkey (2014)	32-36	88.9
	Alex Henery (2011)	24-27	88.9
6.	Chandler Catanzaro (2014)	29-33	87.9

BEST FIELD GOAL PERCENTAGE (Ravens Single-Season History)

Rk.	Player (Year)	FGM-FGA	Pct.
1.	Justin Tucker (2016)	38-39	97.4
2.	Matt Stover (2006)	28-30	93.3
3.	Justin Tucker (2013)	38-41	92.7
4.	Justin Tucker (2017)	34-37	91.9
5.	Justin Tucker (2012)	30-33	90.9

(min. 16 att.)

TUCKER'S GAME-WINNERS

12

Career game-winning FGs by K Justin Tucker:

- 2016: Week 3 at Jax., 53 yards
- 2016: Week 2 at Cle., 49 yards
- 2015: Week 11 vs. STL, 47 yards
- 2015: Week 8 vs. SD, 39 yards
- 2015: Week 4 at Pit., 52 yards OT
- 2014: Week 3 at Cle., 32 yards
- 2013: Week 15 at Det., 61 yards
- 2013: Week 10 vs. Cin., 46 yards OT
- 2013: Week 5 at Mia., 44 yards
- 2012: Div. at Den., 47 yards 2OT
- 2012: Week 12 at SD, 38 yards OT
- 2012: Week 3 vs. NE, 27 yards

8

Consecutive 50-plus-yard FGs made by K Justin Tucker, including 3 this season. His 36 successful career "50s" are the NFL's most since he entered the league in 2012.

18/20

50-yard FGs made/attempted by Tucker dating back to the 2016 season, producing an NFL-best 90% mark on such attempts (min. 5 kicks).


THE SECONDARY'S SERGEANT

A five-time Pro Bowler (including two as a Raven), S Eric Weddle's 29-career INTs stand third among active safeties. In his first year (2016) as a Raven, he produced a team-high 4 picks (tied, C.J. Mosley) and 89 tackles. In 2017, he posted 6 INTs (including 1 "pick-6"), ranking as a team best and tying (A.J. Bouye) for third overall in the NFL.

NFL INTERCEPTIONS LEADERS / ACTIVE NFL SAFETIES

Rk.	Player (Team)	INTs	Yards	TDs
1.	Reggie Nelson (Oak.)	37	486	1
2.	Mike Adams (Car.)	30	337	2
3.	Eric Weddle (Bal.)	29	467	4
4.	Earl Thomas (Sea.)	28	417	2

32 WEDDLE
12TH SEASON
5 PRO BOWLS
5-11, 200
SAFETY



INTERCEPTIONS LEADERS / SAFETIES (Since 2016)

Rk.	Player (Team)	INTs	Yards	TDs
1.	Ha Ha Clinton-Dix (GB)	11	105	0
	D.J. Swearinger Sr. (Was.)	11	79	0
3.	Eric Weddle (Bal.)	10	177	1
	Tre Boston (Ari.)	10	87	0



1
Active NFL Safety
(Weddle) w/ at least
1,000 tackles, 25 INTs & 5 sacks



2
Active NFL Safeties
(Weddle & Reggie Nelson)
w/ 25 INTs & 90 PD



5
Interceptions
at M&T Bank Stadium
as a Raven

Weddle earned his first-ever AFC Defensive Player of the Week honor for his performance in 2017's Week 13 win over Detroit. In the game, he tallied 3 tackles, 1 strip-sack and a 45-yard interception return for a touchdown, leading the Ravens to a 44-20 victory.



RAVENS IN OUR COMMUNITY

PASS IT FORWARD

Continuing their four-month activation of the 2018 “Pass It Forward” campaign, the Baltimore Ravens and Verizon surprised fans through random acts of kindness at various Baltimore-area locations on Monday, Oct. 29. The campaign’s goal is to create a positive social movement that begins with these events and encourages recipients to “Pass It Forward.” In turn, fans are encouraged to share their own personal random acts of kindness. **DB/LB Anthony Levine Sr.** and **ILB Patrick Onwuasor** distributed pizza and soft drinks to fire station employees, followed by surprising unsuspecting customers at a 7-Eleven Gas Station and Convenience Store with \$25 gas gift cards.



PROS VS. GI JOES

On Oct. 26, the Ravens hosted a Pros vs. GI Joes event, in support of the NFL’s Salute to Service initiative. The event was held in the auditorium of the Under Armour Practice Facility. After Friday’s practice, several players, including **S Tony Jefferson** and **DT Brandon Williams** (below), played video games with servicemen currently serving overseas. Pros vs. GI Joes provides troops, serving all over the world, with once-in-a-lifetime opportunities to take on their favorite professional athletes or celebrities in head-to-head video game competition. Servicemen stationed in Kabul, Saudi Arabia and Jordan logged in to participate in the gaming competitions with Ravens players in Owings Mills.



BRANDON CARR SUPPORTS BREAST CANCER PATIENTS

On Monday, Oct. 29, **CB Brandon Carr** partnered with the National Breast Cancer Foundation (NBCF) to provide a full day of support to patients undergoing treatment. In celebration of Breast Cancer Awareness month and to honor his late mother, Carr visited with patients at MedStar Franklin Square Medical Center in the morning. He followed that with the packaging of HOPE Kits in the afternoon at the Under Armour Performance Center with current players, staff and volunteers. HOPE Kits are a tangible expression of hope and comfort that are filled with thoughtful items, such as fuzzy socks, lip balm and lotion. In addition, Carr provided 24 women with custom-fitted wigs.





JOHN HARBAUGH MONDAY PRESS CONFERENCE: WEEK 9 VS. PITTSBURGH

Opening statement: “OK, good to see everybody; appreciate you guys being here. We’ve been through the tape. Obviously, we go through our process, and we’ll get ready for Pittsburgh. Huge game coming up here at our stadium. We’re looking forward to it. It means a lot, and that’s what we’re focused on right now. [We’ll] try to improve, try to get better, try to correct the things that came up in the game this last week, or in the past, and address all those things and keep working. That’s what we do, and that’s where we’re at.”

You’ve had losses like this in the middle of some of your most successful seasons. Is there any wisdom, either specific or general, that you can draw from those past experiences? (Childs Walker) “Yes, we talked to the team about all of that. We’re 4-4 in a .500 league. We’re a game out of first place, and we have our season in front of us. We’d all love to have a better record than we do right now. We probably should have a better record, but the record is what it is. That’s our starting point. That’s what we fight from. The bottom line is the process and where we’re at and where we need to go as a football team. You study the tape. There are lots of things to get better at, but it’s not as bad as it felt after the game. So, you draw from that. The guys played super hard. They played very hard. We just didn’t play well all the time, and the Panthers made a lot of really good plays. There were some throws and some catches that were just great plays in critical situations. There were a lot of things. You get a ball [that] bounces up in the air, and it ends up being a touchdown instead of an interception. That’s the type of stuff that turns games, but we made our share of mistakes. You can’t leave a guy unblocked and run into the backfield early in the game when you have a chance for a good play, and those end up being devastating plays. So, those are the mistakes that we have to clean up.”

The fake punt – the decision there by the officials to call the illegal shift – when you went back and watched it, were you able to identify who it was? And, a quick follow-up to that, in the pregame discussion, did you talk to maybe referee Pete Morelli or someone, another official, and say, “We may do something like this?” (Jerry Coleman) “They called it on the center, so I don’t know. That’s what the explanation was. We talked to them quite a bit on the sideline about it. Never seen that call in 21 years, and the center was set for a second, so I’m not sure what the call was. We sent it in [to the NFL]; we’ll see. But, you can’t control the official. The official makes the call that he makes. It was a huge play in the game.” (Reporter: “Was it something, though, where you tried to have an explanation beforehand?”) “There’s no ... Yes, we told them we had a fake punt. We told them we had a dive-on. Maybe we shouldn’t have. Who knows? Maybe there’s some kind of psychology with that that I’m not aware of. Some coaches talk about that. Maybe that’s what you’re referring to.” (Reporter: “I just know that sometimes the officials know about these things and expect them.”)

The pass-interference penalties on WR Willie Snead IV, CBS didn’t really show what he did. Were you able to go back and look at that? (Todd Karpovich) “Which one?” (Reporter: “He had two of them; it was the same sort of infraction.”) “Yes, again, I don’t. I don’t have any comment on it. I don’t know. [You’ll] have to call the guys that made the call and ask them. I don’t know.”

A few weeks ago, 11 sacks against Tennessee; none yesterday. Are teams learning how to defend it, or what would be the difference between the two? (David Ginsburg) “I think it’s a great question, and it’s just, yes, people are playing completely differently. We’re not getting too many dropback pass. People aren’t going to dropback pass and just let us rush the quarterback and cover, so I think that’s the main thing. The gameplans we’ve gotten in the last two weeks have been very different than the ones that we’ve seen on tape – within the realms of what those teams do, but much more skewed toward exotic-run-game-type stuff, I guess, [like] play-action pass, boots, waggles, exotic motions, things like that – to kind of keep us off balance and not let us play downhill. And, we have to adjust to that. Part of that is, we have to play with discipline. We have to play with discipline across the board, in terms of assignment, controlling the edge, eyes where they’re supposed to be, especially when you have the kind of speed that we saw this last week. The quarterback is really fast, and they have a number of guys who get on the perimeter that are very fast, those two young guys, of course: D.J. Moore and [Curtis] Samuel. So, those are the challenges. We’re going to see a lot of that going forward for the rest of the season, because people use that type of stuff – along with tempo and no-huddle and things like that – to negate the things that we’re doing on defense.”

Are you feeling good about T Ronnie Stanley’s status? (Jeff Zrebiec) “I’m not going to get into all that. So, we’ll just see how it goes.”



How did you think G/T Jermaine Eluemunor did in those series he was in? (Jonas Shaffer) “He actually did pretty good. He did pretty well. It was mostly pass protection; he’s good in pass protection. He’s stout and firm, and he handled the bull rushes really well – probably the best of all of our guys throughout the course of the game. I was very encouraged by that.”

What do you think about the timing of playing Pittsburgh this week? It’s an important game, but a chance for you guys to prove to yourselves there’s an important step possibly. (David Ginsburg) “Yes, I guess that means we can’t prove it to anybody else – but that’s OK. I can be concerned about everyone else, thanks. It’s perfect timing. It’s just the game we need this week. It’s always perfect timing. It’s all set up the way it’s supposed to be set up and organized the way it’s supposed to be organized – from a big-picture standpoint. I look at it from a faith perspective that way; that’s how I see all that. I think it’s perfect timing.”

It seems like over the past few years, you have really strong starts and you do well, but in October – there always seems to be that that was the roughest month for you guys. Is that a coincidence, or is there something to struggling in that particular month? (Jamison Hensley) “I think probably people outside the coaching staff probably have a lot more time on their hands to look at that. I certainly have my thoughts on it. You can go back each year and look at the years and see what was going on with the team in those type of situations and look at each game for what it’s worth. But, those kind of big-picture trends ... You can pluck any of those out you want. You can pluck out the close games like you did, and you can make it six [points] instead of seven. You can ignore the games that we were [down] six with eight minutes left that we pulled away. You can torture statistics any way you want and get them to tell you whatever you want them to tell you. But, there are also statistics that are meaningful. The value in that is to study them and try to make heads or tails of them in ways that can help you go forward. That conversation now is really meaningless to us; it doesn’t really matter. I do have some opinions about it, but we have to win the next game. It’s a good question; I like it. It’s a fair question – something we should be thinking about.”

Did the way that Carolina put up points in that first half diminish how you planned on using QB Lamar Jackson? He was instrumental in that first opening drive. (Jonas Shaffer) “No, not really. We used him about how we planned on using him.”

Your defense has played well over the first half of the season. You mentioned how opposing offenses might be attacking you a little differently. One area you haven’t thrived in, as much as the last couple years, is forcing takeaways. Is there anything that you can pinpoint that you’re seeing as to why they haven’t come? I understand there’s a certain amount of luck and that may contribute to that as well? (Luke Jones) “Teams are being very careful with the football – there’s no question about that. They tend to do that when you’re a team that has a reputation for taking the ball away. This year, that’s been part of the plan coming in. They’ve been a little more conservative in some ways. Some it’s on us – we haven’t made plays on the ball all the time like we need to. Sometimes the ball hasn’t gone our way. But we haven’t caused very many fumbles, and we haven’t gotten our hands on as many balls as we did last year, for sure. We have to find a way to do that. I’m disappointed in that for sure. That’s something that we need to do better. We’re minus-four. You can put it right on that if you want. If we’re not minus-four, what’s our record? If we’re even? If we’re plus-four, what’s our record? It’s probably completely flipped. It’s a big part of it.”

Any reaction to the news today that Hue Jackson was fired as the Browns’ head coach? (Ed Lee) “No. I just saw that just a minute ago coming down. No, I haven’t followed that situation at all since we played them. So, I have no reaction to it.”



ALPHABETICAL ROSTER

As of Oct. 30

No.	Name	Pos.	Ht.	Wt.	Birthdate	Exp.	College	Hometown
37	Allen, Javorius	RB	6-0	218	8/27/91	4	Southern California	Miccosukee, FL
89	Andrews, Mark	TE	6-4	256	9/6/95	R	Oklahoma	Scottsdale, AZ
28	Averett, Anthony	CB	5-11	178	11/30/94	R	Alabama	Woodbury, NJ
49	Board, Chris	LB	6-2	229	7/23/95	R	North Dakota State	Orlando, FL
54	Bowser, Tyus	OLB	6-3	242	5/23/95	2	Houston	Tyler, TX
86	Boyle, Nick	TE	6-4	270	2/17/93	4	Delaware	Sussex, NJ
77	Bozeman, Bradley	C	6-3	317	11/24/94	R	Alabama	Roanoke, AL
78	Brown Jr., Orlando	T	6-8	345	5/2/96	R	Oklahoma	Baltimore, MD
13	Brown, John	WR	5-11	178	4/3/90	5	Pittsburg State	Homestead, FL
24	Carr, Brandon	CB	6-0	210	5/19/86	11	Grand Valley State	Flint, MI
36	Clark, Chuck	S	6-0	205	4/19/95	2	Virginia Tech	Suffolk, VA
34	Collins, Alex	RB	5-10	208	8/26/94	3	Arkansas	Ft. Lauderdale, FL
46	Cox, Morgan	LS	6-4	235	4/26/86	9	Tennessee	Collierville, TN
15	Crabtree, Michael	WR	6-1	215	9/14/87	10	Texas Tech	Dallas, TX
35	Edwards, Gus	RB	6-1	238	4/13/95	R	Rutgers	Staten Island, NY
71	Eluemunor, Jermaine	G/T	6-4	335	12/13/94	2	Texas A&M	London, England
5	Flacco, Joe	QB	6-6	245	1/16/85	11	Delaware	Audubon, NJ
61	Grasu, Hroniss	C	6-3	301	8/12/91	4	Oregon	Northridge, CA
3	Griffin III, Robert	QB	6-2	213	2/12/90	6	Baylor	Copperas Cove, TX
29	Humphrey, Marlon	CB	6-0	197	7/8/96	2	Alabama	Hoover, AL
81	Hurst, Hayden	TE	6-4	245	8/24/93	R	South Carolina	Jacksonville, FL
74	Hurst, James	G/T	6-5	310	12/17/91	5	North Carolina	Plainfield, IN
8	Jackson, Lamar	QB	6-2	212	1/7/97	R	Louisville	Pompano Beach, FL
23	Jefferson, Tony	S	5-11	211	1/27/92	6	Oklahoma	Chula Vista, CA
27	Jones, Cyrus	CB/RS	5-10	200	11/29/93	3	Alabama	Baltimore, MD
99	Judon, Matthew	OLB	6-3	261	8/15/92	3	Grand Valley State	West Bloomfield, MI
4	Koch, Sam	P	6-1	222	8/13/82	13	Nebraska	Seward, NE
17	Lasley, Jordan	WR/RS	6-1	213	11/13/96	R	UCLA	Compton, CA
41	Levine Sr., Anthony	DB/LB	5-11	207	3/27/87	7	Tennessee State	Abbeville, LA
72	Lewis, Alex	G/T	6-6	305	4/21/92	3	Nebraska	Tempe, AZ
50	McClellan, Albert	LB	6-2	235	6/4/86	8	Marshall	Lakeland, FL
10	Moore, Chris	WR/RS	6-1	200	6/16/93	3	Cincinnati	Tampa, FL
57	Mosley, C.J.	ILB	6-2	250	6/19/92	5	Alabama	Mobile, AL
48	Onwuasor, Patrick	ILB	6-0	227	8/22/92	3	Portland State	Inglewood, CA
97	Pierce, Michael	DT	6-0	340	11/6/92	3	Samford	Daphne, AL
42	Ricard, Patrick	FB/DL	6-3	311	5/27/94	2	Maine	Spencer, MA
95	Sieler, Zach	DT	6-6	290	9/7/95	R	Ferris State	Pinckney, MI
68	Skura, Matt	G/C	6-3	313	2/17/93	2	Duke	Columbus, OH
22	Smith, Jimmy	CB	6-2	210	7/26/88	8	Colorado	Colton, CA
90	Smith, Za'Darius	OLB	6-4	272	9/8/92	4	Kentucky	Greenville, AL
83	Snead IV, Willie	WR/RS	5-11	205	10/17/92	4	Ball State	Muskegon (MI)
79	Stanley, Ronnie	T	6-6	315	3/18/94	3	Notre Dame	Las Vegas, NV
55	Suggs, Terrell	OLB	6-3	265	10/11/82	16	Arizona State	Chandler, AZ
9	Tucker, Justin	K	6-1	183	11/21/89	7	Texas	Austin, TX
96	Urban, Brent	DE	6-7	300	5/5/91	5	Virginia	Mississauga, ON, CAN
32	Weddle, Eric	S	5-11	195	1/4/85	12	Utah	Alta Loma, CA
98	Williams, Brandon	DT	6-1	336	2/21/89	6	Missouri Southern St.	Kirkwood, MO
87	Williams, Maxx	TE	6-4	252	4/12/94	4	Minnesota	Waconia, MN
56	Williams, Tim	OLB	6-3	252	11/12/93	2	Alabama	Baton Rouge, LA
93	Wormley, Chris	DE	6-5	300	10/25/93	2	Michigan	Toledo, OH
73	Yanda, Marshal	G/T	6-3	305	9/15/84	12	Iowa	Anamosa, IA
40	Young, Kenny	LB	6-1	234	11/15/94	R	UCLA	Boutte, LA
25	Young, Tavon	CB	5-9	185	3/14/94	3	Temple	Oxon Hill, MD

Practice Squad

63	Amichia, Kofi	G	6-3	304	7/29/94	1	South Florida	East Point, GA
60	Crecelius, Randin	G/T	6-5	300	8/5/96	R	Portland State	Lake Stevens, WA
31	Daniel, Robertson	CB	6-1	209	10/1/91	1	Brigham Young	San Jose, CA
33	Dorleant, Makinton	CB	5-11	182	10/6/92	2	Northern Iowa	Bradenton, FL
45	Ezeala, Christopher (IPP)	FB	5-11	248	9/19/95	R	German Football League	Munich, Germany
84	Grant, Janarion	WR/RS	5-10	173	11/20/93	R	Rutgers	Trilby, FL
58	Jones, Alvin	ILB	5-10	231	12/2/94	R	UTEP	El Paso, TX
65	Siragusa, Nico	G	6-4	330	5/10/94	2	San Diego State	San Diego, CA
44	Thompson, Mark	RB	6-1	235	12/9/94	R	Florida	Cheltenham, PA
80	Waller, Darren	TE	6-6	255	9/13/92	3	Georgia Tech	Kennesaw, GA
14	White, Tim	WR/RS	5-10	175	7/15/94	2	Arizona State	Los Angeles, CA

Non-Football Injury List

6	Vedvik, Kaare	P/K	6-3	210	3/16/94	R	Marshall	Stavanger, Norway
---	---------------	-----	-----	-----	---------	---	----------	-------------------

Injured Reserve

26	Canady, Maurice	CB	6-1	193	5/26/94	3	Virginia	Richmond, VA
30	Dixon, Kenneth	RB	5-10	228	1/21/94	3	Louisiana Tech	Strong, AR
21	Elliott, DeShon	S	6-0	210	4/21/97	R	Texas	Dallas, TX
69	Henry, Willie	DT	6-3	291	3/20/94	3	Michigan	Cleveland, OH
38	Jean-Baptiste, Stanley	CB	6-3	216	4/12/90	3	Nebraska	Miami, FL
12	Scott, Jaleel	WR	6-5	210	2/23/95	R	New Mexico State	Rock Hill, SC
64	Senat, Greg	T	6-6	305	9/8/94	R	Wagner	Elmont, NY
47	Turner, De'Lance	RB	5-11	214	8/23/95	R	Alcorn State	McClain, MS

Physically Unable to Perform

16	Adeboyejo, Quincy	WR	6-3	200	5/26/95	1	Mississippi	Cedar Hill, TX
53	Bradley, Bam	ILB	5-11	232	6/26/94	2	Pittsburgh	Trotwood, OH
43	Hill, Jaylen	CB	5-10	175	5/26/94	2	Jacksonville State	Marietta, GA



NUMERICAL ROSTER

As of Oct. 30

No.	Name	Pos.	Ht.	Wt.	Birthdate	Exp.	College	How Acq.	2018 Games			
									P	S	DNP	INA
3	Robert Griffin III	QB	6-2	213	2/12/90	6	Baylor	FA '18	0	0	0	8
4	Sam Koch	P	6-1	222	8/13/82	13	Nebraska	D6a '06	8	0	0	0
5	Joe Flacco	QB	6-6	245	1/16/85	11	Delaware	D1 '08	8	8	0	0
8	Lamar Jackson	QB	6-2	212	1/7/97	R	Louisville	D1b '18	8	0	0	0
9	Justin Tucker	K	6-1	183	11/21/89	7	Texas	FA '12	8	0	0	0
10	Chris Moore	WR/RS	6-1	200	6/16/93	3	Cincinnati	D4b '16	8	0	0	0
13	John Brown	WR	5-11	178	4/3/90	5	Pittsburg State	UFA (ARI) '18	8	7	0	0
15	Michael Crabtree	WR	6-1	215	9/14/87	10	Texas Tech	FA '18	8	8	0	0
17	Jordan Lasley	WR/RS	6-1	213	11/13/96	R	UCLA	D5 '18	0	0	0	8
22	Jimmy Smith	CB	6-2	210	7/26/88	8	Colorado	D1 '11	4	2	0	0
23	Tony Jefferson	S	5-11	211	1/27/92	6	Oklahoma	UFA (ARI) '17	8	8	0	0
24	Brandon Carr	CB	6-0	210	5/19/86	11	Grand Valley State	UFA (DAL) '17	8	8	0	0
25	Tavon Young	CB	5-9	185	3/14/94	3	Temple	D4a '16	8	3	0	0
27	Cyrus Jones	CB/RS	5-10	200	11/29/93	3	Alabama	WAV (NE) '18	3	0	0	0
28	Anthony Averett	CB	5-11	178	11/30/94	R	Alabama	D4a '18	3	0	0	5
29	Marlon Humphrey	CB	6-0	197	7/8/96	2	Alabama	D1 '17	6	5	0	2
32	Eric Weddle	S	5-11	195	1/4/85	12	Utah	UFA (SD) '16	8	8	0	0
34	Alex Collins	RB	5-10	208	8/26/94	3	Arkansas	FA '17	8	8	0	0
35	Gus Edwards	RB	6-1	238	4/13/95	R	Rutgers	FA '18	3	0	0	0
36	Chuck Clark	S	6-0	205	4/19/95	2	Virginia Tech	D6 '17	8	0	0	0
37	Javorius Allen	RB	6-0	218	8/27/91	4	Southern California	D4b '15	8	0	0	0
40	Kenny Young	LB	6-1	234	11/15/94	R	UCLA	D4b '18	8	3	0	0
41	Anthony Levine Sr.	DB/LB	5-11	207	3/27/87	7	Tennessee State	FA '12	8	0	0	0
42	Patrick Ricard	FB/DL	6-3	311	5/27/94	2	Maine	FA '17	7	1	0	1
46	Morgan Cox	LS	6-4	235	4/26/86	9	Tennessee	FA '10	8	0	0	0
48	Patrick Onwuasor	ILB	6-0	227	8/22/92	3	Portland State	FA '16	8	4	0	0
49	Chris Board	LB	6-2	229	7/23/95	R	North Dakota State	FA '18	8	0	0	0
50	Albert McClellan	LB	6-2	235	6/4/86	8	Marshall	FA '10	6	1	0	0
54	Tyus Bowser	OLB	6-3	242	5/23/95	2	Houston	D2 '17	7	0	0	1
55	Terrell Suggs	OLB	6-3	265	10/11/82	16	Arizona State	D1a '03	8	8	0	0
56	Tim Williams	OLB	6-3	252	11/12/93	2	Alabama	D3b '17	7	0	0	1
57	C.J. Mosley	ILB	6-2	250	6/19/92	5	Alabama	D1 '14	7	7	0	1
61	Hroniss Grasu	C	6-3	301	8/12/91	4	Oregon	FA '18	2	1	0	3
68	Matt Skura	G/C	6-3	313	2/17/93	2	Duke	FA '16	8	8	0	0
71	Jermaine Eluemunor	G/T	6-4	335	12/13/94	2	Texas A&M	D5 '17	1	0	0	2
72	Alex Lewis	G/T	6-6	305	4/21/92	3	Nebraska	D4c '16	6	6	0	2
73	Marshal Yanda	G/T	6-3	305	9/15/84	12	Iowa	D3b '07	8	8	0	0
74	James Hurst	G/T	6-5	310	12/17/91	5	North Carolina	FA '14	6	6	0	2
77	Bradley Bozeman	C	6-5	317	11/24/94	R	Alabama	D6c '18	7	1	1	0
78	Orlando Brown Jr.	T	6-8	345	5/2/96	R	Oklahoma	D3a '18	8	2	0	0
79	Ronnie Stanley	T	6-6	315	3/18/94	3	Notre Dame	D1 '16	8	8	0	0
81	Hayden Hurst	TE	6-4	245	8/24/93	R	South Carolina	D1a '18	4	0	0	4
83	Willie Snead IV	WR/RS	5-11	205	10/17/92	4	Ball State	RFA (NO) '18	8	4	0	0
86	Nick Boyle	TE	6-4	270	2/17/93	4	Delaware	D5a '15	8	6	0	0
87	Maxx Williams	TE	6-4	252	4/12/94	4	Minnesota	D2 '15	7	5	0	1
89	Mark Andrews	TE	6-5	256	9/6/95	R	Oklahoma	D3b '18	8	2	0	0
90	Za'Darius Smith	OLB	6-4	272	9/8/92	4	Kentucky	D4a '15	8	2	0	0
93	Chris Wormley	DE	6-5	300	10/25/93	2	Michigan	D3a '17	8	6	0	0
95	Zach Sieler	DT	6-6	290	9/7/95	R	Ferris State	D7 '18	1	0	0	7
96	Brent Urban	DE	6-7	300	5/5/91	5	Virginia	D4a '14	8	8	0	0
97	Michael Pierce	DT	6-0	340	11/6/92	3	Samford	FA '16	6	0	0	2
98	Brandon Williams	DT	6-1	336	2/21/89	6	Missouri Southern St.	D3 '13	8	8	0	0
99	Matthew Judon	OLB	6-3	261	8/15/92	3	Grand Valley State	D5 '16	8	6	0	0

Practice Squad

14	Tim White	WR/RS	5-10	175	7/15/94	2	Arizona State	FA '17	3	0	0	0
31	Robertson Daniel	CB	6-0	209	10/1/91	1	Brigham Young	FA '18	1	0	0	0
33	Makinton Dorleant	CB	5-11	182	10/6/92	2	Northern Iowa	FA '18	0	0	0	0
44	Mark Thompson	RB	6-1	235	12/9/94	R	Florida	FA '18	0	0	0	0
45	Christopher Ezeala (IPP)	FB	5-11	248	9/19/95	R	German Football League	IPP '18	0	0	0	0
58	Alvin Jones	ILB	5-10	231	12/2/94	R	UTEP	FA '18	0	0	0	0
60	Randin Crecelius	G/T	6-5	300	8/5/96	R	Portland State	FA '18	0	0	0	0
63	Kofi Amichia	G	6-3	304	7/29/94	1	South Florida	FA '18	0	0	0	0
65	Nico Siragusa	G	6-4	330	5/10/94	2	San Diego State	D4 '17	0	0	0	0
80	Darren Waller	TE	6-6	255	9/13/92	3	Georgia Tech	D6 '15	0	0	0	0
84	Janarion Grant	WR/RS	5-10	173	11/20/93	R	Rutgers	FA '18	2	0	0	0

Non-Football Injury List

6	Kaare Vedvik	P/K	6-3	210	3/16/94	R	Marshall	FA '18	0	0	0	0
---	--------------	-----	-----	-----	---------	---	----------	--------	---	---	---	---

Injured Reserve

12	Jaleel Scott	WR	6-5	210	2/23/95	R	New Mexico State	D4c '18	0	0	0	0
21	DeShon Elliott	S	6-1	210	4/21/97	R	Texas	D6a '18	0	0	0	0
26	Maurice Canady	CB	6-1	193	5/26/94	3	Virginia	D6b '16	1	0	0	2
30	Kenneth Dixon	RB	5-10	228	1/21/94	3	Louisiana Tech	D4e '16	1	0	0	0
38	Stanley Jean-Baptiste	CB	6-3	216	4/12/90	3	Nebraska	FA '17	0	0	0	0
47	De'Lance Turner	RB	5-11	214	8/23/95	R	Alcorn State	FA '18	4	0	0	0
64	Greg Senat	T	6-6	305	9/8/94	R	Wagner	D6b '18	0	0	0	0
69	Willie Henry	DT	6-3	291	3/20/94	3	Michigan	D4d '16	3	0	0	4

Physically Unable to Perform

16	Quincy Adebeyejo	WR	6-3	200	5/26/95	1	Mississippi	FA '17	0	0	0	0
43	Jaylen Hill	CB	5-10	175	5/26/94	2	Jacksonville State	FA '17	0	0	0	0
53	Bam Bradley	ILB	5-11	232	6/26/94	2	Pittsburgh	FA '17	0	0	0	0



POSITIONAL ROSTER

As of Oct. 30

QUARTERBACKS

- 3 Robert Griffin IIIQB
- 5 Joe FlaccoQB
- 8 Lamar JacksonQB

WIDE RECEIVERS

- 10 Chris Moore WR/RS
- 13 John Brown WR
- 15 Michael Crabtree WR
- 17 Jordan Lasley WR/RS
- 83 Willie Snead IV. WR/RS

RUNNING BACKS

- 34 Alex Collins RB
- 35 Gus Edwards RB
- 37 Javorius Allen. RB

TIGHT ENDS

- 81 Hayden Hurst TE
- 86 Nick Boyle TE
- 87 Maxx Williams TE
- 89 Mark Andrews TE

OFFENSIVE LINE

- 61 Hroniss Grasu C
- 68 Matt Skura G/C
- 71 Jermaine Eluemunor G/T
- 72 Alex Lewis G/T
- 73 Marshal Yanda G/T
- 74 James Hurst G/T
- 77 Bradley Bozeman C
- 78 Orlando Brown Jr. T
- 79 Ronnie Stanley. T

SPECIALISTS

- 4 Sam Koch. P
- 9 Justin Tucker K
- 46 Morgan Cox LS

SECONDARY

- 22 Jimmy Smith CB
- 23 Tony Jefferson S
- 24 Brandon Carr. CB
- 25 Tavon Young CB
- 27 Cyrus Jones CB/RS
- 28 Anthony Averett CB
- 29 Marlon Humphrey. CB
- 32 Eric Weddle S
- 36 Chuck Clark S
- 41 Anthony Levine Sr. DB/LB

LINEBACKERS

- 40 Kenny Young LB
- 48 Patrick Onwuasor ILB
- 49 Chris Board. LB
- 50 Albert McClellan. LB
- 54 Tyus Bowser OLB
- 55 Terrell Suggs OLB
- 56 Tim Williams OLB
- 57 C.J. Mosley ILB
- 90 Za'Darius Smith OLB
- 99 Matthew Judon OLB

DEFENSIVE LINE

- 42 Patrick Ricard FB/DL
- 93 Chris Wormley DE
- 95 Zach Sieler DT
- 96 Brent Urban DE
- 97 Michael Pierce. DT
- 98 Brandon Williams DT

PRACTICE SQUAD

- 14 Tim White WR/RS
- 31 Robertson Daniel CB
- 33 Makinton Dorleant CB
- 44 Mark Thompson RB
- 45 Christopher Ezeala (IPP). FB
- 58 Alvin Jones ILB
- 60 Randin Crecelius G/T
- 63 Kofi Amichia G
- 65 Nico Siragusa. G
- 80 Darren Waller TE
- 84 Janarion Grant WR/RS

INJURED RESERVE

- 12 Jaleel Scott WR
- 21 DeShon Elliott S
- 26 Maurice Canady CB
- 30 Kenneth Dixon RB
- 38 Stanley Jean-Baptiste CB
- 47 De'Lance Turner RB
- 64 Greg Senat T
- 69 Willie Henry DT

PHYSICALLY UNABLE TO PERFORM (PUP)

- 16 Quincy Adeboyejo WR
- 43 Jaylen Hill CB
- 53 Bam Bradley ILB

NON-FOOTBALL INJURY LIST

- 6 Kaare Vedvik P/K



2018 COACHING STAFF

John Harbaugh Head Coach
 Jerry Rosburg Special Teams Coord. / Assc. Head Coach
 Don Martindale Defensive Coordinator
 Marty Mornhinweg Offensive Coordinator
 Greg Roman Assistant Head Coach / Tight Ends Coach
 Richard Angulo Assistant Offensive Line Coach
 Juney Barnett Assistant Strength & Conditioning Coach
 Andy Bischoff Offensive Assistant / TEs
 Randy Brown Specialists Coach
 Joe Cullen Defensive Line Coach
 Joe D'Alessandris Offensive Line Coach

Bobby Engram Wide Receivers Coach
 Thomas Hammock Running Backs Coach
 Chris Hewitt Secondary Coach
 Chris Horton Assistant Special Teams Coach
 Sterling Lucas Quality Control - Defense
 Mike Macdonald Linebackers Coach
 Steve Saunders. Head Strength & Conditioning Coach
 James Urban. Quarterbacks Coach
 Craig Ver Steeg Senior Offensive Assistant
 Matt Weiss Football Strategy Coordinator / WRs
 Drew Wilkins Assistant Defensive Line / OLBs



DEPTH CHART

Updated by Ravens PR on Oct. 30

OFFENSE

WR	83	Willie Snead IV	10	Chris Moore		
WR	15	Michael Crabtree	<u>17</u>	<u>Jordan Lasley</u>		
WR	13	John Brown				
LT	79	Ronnie Stanley	74	James Hurst*	71	Jermaine Eluemunor
LG	72	Alex Lewis*	61	Hroniss Grasu	71	Jermaine Eluemunor
C	68	Matt Skura	72	Alex Lewis*	<u>77</u>	<u>Bradley Bozeman</u> 61 Hroniss Grasu
RG	73	Marshal Yanda	<u>77</u>	<u>Bradley Bozeman</u>	71	Jermaine Eluemunor
RT	74	James Hurst*	<u>78</u>	<u>Orlando Brown Jr.</u>	71	Jermaine Eluemunor
TE	86	Nick Boyle	<u>81</u>	<u>Hayden Hurst</u>	<u>89</u>	<u>Mark Andrews</u> 87 Maxx Williams
QB	5	Joe Flacco	<u>8</u>	<u>Lamar Jackson</u>	3	Robert Griffin III
RB	34	Alex Collins	37	Javorius Allen	<u>35</u>	<u>Gus Edwards</u> 42 Patrick Ricard (FB)

DEFENSE

DT	93	Chris Wormley	42	Patrick Ricard		
NT	98	Brandon Williams	97	Michael Pierce		
DE	96	Brent Urban	<u>95</u>	<u>Zach Sieler</u>		
RUSH	55	Terrell Suggs	90	Za'Darius Smith	56	Tim Williams
MLB	57	C.J. Mosley	50	Albert McClellan	<u>49</u>	<u>Chris Board</u>
WLB	48	Patrick Onwuasor	- or -	<u>40</u>	<u>Kenny Young</u>	
SAM	99	Matthew Judon	54	Tyus Bowser		
LCB	24	Brandon Carr	22	Jimmy Smith	<u>28</u>	<u>Anthony Averett</u>
SS	23	Tony Jefferson	41	Anthony Levine Sr.		
FS	32	Eric Weddle	36	Chuck Clark		
RCB	29	Marlon Humphrey*	25	Tavon Young	27	Cyrus Jones

SPECIAL TEAMS

P	4	Sam Koch				
K	9	Justin Tucker				
H	4	Sam Koch				
LS	46	Morgan Cox				
KOR	10	Chris Moore	83	Willie Snead IV	<u>17</u>	<u>Jordan Lasley</u>
PR	27	Cyrus Jones	83	Willie Snead IV	<u>17</u>	<u>Jordan Lasley</u>

All Rookies Underlined

*Missed last game with injury

PRONUNCIATIONS

PLAYERS: Quincy Adebayo (add-ah-BOY-joe); Javorius Allen (juh-VAR-us); Anthony Averett (AY-vrett); Maurice Canady (CAN-uh-dee); Randin Crecelius (cruh-SILL-ee-us); Jermaine Eluemunor (EE-lew-mun-or); Chris Ezeala (ee-ZAH-lah); Janarion Grant (juh-NAIR-ee-on); Hroniss Grasu (huh-ROW-niss, grass-UU); Stanley Jean-Baptiste (GENE bap-TEEST); Sam Koch (Cook); Anthony Levine Sr. (luh-VEEN); Patrick Onwuasor (oh-WAH-so); Greg Senat (suh-NOT); Zach Sieler (SEE-ler); Matt Skura (SKUR-uh); Za'Darius Smith (zuh-DARE-ee-us); Marshal Yanda (YAWN-da); Kaare Vedvik (CORE-ee, VED-vick); Tavon Young (TAY-von) **COACHES:** Richard Angulo (an-GOO-low); Andy Bischoff (BISH-off); Joe D'Alessandris (dell-ah-SAN-dress); Marty Mornhinweg (MORE-ning-wig); Craig Ver Steeg (ver-STEGG)



HOW THE RAVENS ARE BUILT

BY YEAR SIGNED

YEAR	PLAYER	ACQ.
2003	OLB Terrell Suggs	D1a
2006	P Sam Koch	D6a
2007	G/T Marshal Yanda	D3b
2008	QB Joe Flacco	D1
2010	LS Morgan Cox	RFA
	LB Albert McClellan	RFA
2011	CB Jimmy Smith	D1
2012	DB/LB Anthony Levine Sr.	FA
	K Justin Tucker	RFA
2013	DT Brandon Williams	D3
2014	OL James Hurst	RFA
	LB C.J. Mosley	D1
	DE Brent Urban	D4a
2015	RB Javorius Allen	D4b
	TE Nick Boyle	D5a
	OLB Za'Darius Smith	D4a
	TE Maxx Williams	D2
2016	CB Maurice Canady [Injured Reserve]	D6b
	RB Kenneth Dixon [Injured Reserve]	D4e
	DT Willie Henry [Injured Reserve]	D4d
	OLB Matthew Judon	D5
	G/T Alex Lewis	D4c
	WR Chris Moore	D4b
	ILB Patrick Onwuasor	RFA
	DT Michael Pierce	RFA
	G/C Matt Skura	FA
	T Ronnie Stanley	D1
	S Eric Weddle	UFA (SD)
	CB Tavon Young	D4a
2017	WR Quincy Adebayo [PUP List]	RFA
	OLB Tyus Bowser	D2
	LB Bam Bradley [PUP List]	RFA
	CB Brandon Carr	UFA (Dal.)
	S Chuck Clark	D6
	RB Alex Collins	FA
	G/T Jermaine Eluemunor	D5
	CB Jaylen Hill [PUP List]	RFA
	CB Marlon Humphrey	D1
	CB Stanley Jean-Baptiste [Injured Reserve]	FA
	S Tony Jefferson	UFA (Ari.)
	FB/DL Patrick Ricard	RFA
	OLB Tim Williams	D3b
	DE Chris Wormley	D3a
2018	TE Mark Andrews	D3b
	CB Anthony Averett	D4a
	LB Chris Board	RFA
	C Bradley Bozeman	D6c
	WR John Brown	FA
	T Orlando Brown Jr.	D3a
	WR Michael Crabtree	FA
	RB Gus Edwards	RFA
	S DeShon Elliott [Injured Reserve]	D6a
	C Hroniss Grasu	FA
	QB Robert Griffin III	FA
	TE Hayden Hurst	D1a
	QB Lamar Jackson	D1b
	CB/RS Cyrus Jones	WAV (NE)
	WR Jordan Lasley	D5
	WR Jaleel Scott [Injured Reserve]	D4c
	T Greg Senat [Injured Reserve]	D6b
	DT Zach Sieler	D7
	WR Willie Snead IV	Res. FA (NO)
	RB De'Lance Turner [Injured Reserve]	RF
	P/K Kaare Vedvik [Non-Football Injury List]	RFA
	LB Kenny Young	D4b

BY DRAFT ROUND

1st ROUND (10)	TEAM	YEAR
OLB Terrell Suggs	Baltimore	2003 (10th)
QB Joe Flacco	Baltimore	2008 (18th)
WR Michael Crabtree	San Francisco	2009 (10th)
CB Jimmy Smith	Baltimore	2011 (27th)
QB Robert Griffin III	Washington	2012 (2nd)
LB C.J. Mosley	Baltimore	2014 (17th)
T Ronnie Stanley	Baltimore	2016 (6th)
CB Marlon Humphrey	Baltimore	2017 (16th)
TE Hayden Hurst	Baltimore	2018 (21st)
QB Lamar Jackson	Baltimore	2018 (32nd)
2nd ROUND (5)		
S Eric Weddle	San Diego	2007
CB Stanley Jean-Baptiste [Injured Reserve]	New Orleans	2014
TE Maxx Williams	Baltimore	2015
CB/RS Cyrus Jones	New England	2016
OLB Tyus Bowser	Baltimore	2017
3rd ROUND (8)		
G/T Marshal Yanda	Baltimore	2007
DT Brandon Williams	Baltimore	2013
WR John Brown	Arizona	2014
C Hroniss Grasu	Chicago	2015
OLB Tim Williams	Baltimore	2017
DE Chris Wormley	Baltimore	2017
TE Mark Andrews	Baltimore	2018
T Orlando Brown Jr.	Baltimore	2018
4th ROUND (11)		
DE Brent Urban	Baltimore	2014
RB Javorius Allen	Baltimore	2015
OLB Za'Darius Smith	Baltimore	2015
DT Willie Henry [Injured Reserve]	Baltimore	2016
RB Kenneth Dixon [Injured Reserve]	Baltimore	2016
G/T Alex Lewis	Baltimore	2016
WR Chris Moore	Baltimore	2016
CB Tavon Young	Baltimore	2016
CB Anthony Averett	Baltimore	2018
WR Jaleel Scott [Injured Reserve]	Baltimore	2018
LB Kenny Young	Baltimore	2018
5th ROUND (6)		
CB Brandon Carr	Kansas City	2008
TE Nick Boyle	Baltimore	2015
RB Alex Collins	Seattle	2016
OLB Matthew Judon	Baltimore	2016
G/T Jermaine Eluemunor	Baltimore	2017
WR Jordan Lasley	Baltimore	2018
6th ROUND (6)		
P Sam Koch	Baltimore	2006
CB Maurice Canady [Injured Reserve]	Baltimore	2016
S Chuck Clark	Baltimore	2017
C Bradley Bozeman	Baltimore	2018
S DeShon Elliott [Injured Reserve]	Baltimore	2018
T Greg Senat [Injured Reserve]	Baltimore	2018
7th ROUND (1)		
DT Zach Sieler	Baltimore	2018
UNDRAFTED (18)		
LS Morgan Cox	Baltimore	2010
DB Anthony Levine Sr.	Green Bay	2010
LB Albert McClellan	Baltimore	2010
K Justin Tucker	Baltimore	2012
S Tony Jefferson	Arizona	2013
OL James Hurst	Baltimore	2014
WR Willie Snead IV	Cleveland	2014
ILB Patrick Onwuasor	Baltimore	2016
DT Michael Pierce	Baltimore	2016
G/C Matt Skura	Baltimore	2016
WR Quincy Adebayo [PUP]	Baltimore	2017
LB Bam Bradley [PUP]	Baltimore	2017
CB Jaylen Hill [PUP]	Baltimore	2017
FB/DL Patrick Ricard	Baltimore	2017
LB Chris Board	Baltimore	2018
RB Gus Edwards	Baltimore	2018
RB De'Lance Turner [Injured Reserve]	Baltimore	2018
P/K Kaare Vedvik [Non-Football Injury List]	Baltimore	2018



GAME-BY-GAME STARTERS

OFFENSE

GAME	WR	LT	LG	C	RG	RT	TE	WR	QB	RB	WR	OTHER
Sept. 9 vs. Buffalo	Crabtree	Stanley	Lewis	Skura	Yanda	J. Hurst	Boyle	J. Brown	Flacco	Collins	M. Williams	(TE)
Sept. 13 at Cincinnati	Crabtree	Stanley	Lewis	Skura	Yanda	J. Hurst	Andrews	J. Brown	Flacco	Collins	Snead IV	
Sept. 23 vs. Denver	Crabtree	Stanley	Lewis	Skura	Yanda	J. Hurst	Boyle	J. Brown	Flacco	Collins	M. Williams	(TE)
Sept. 30 at Pittsburgh	Crabtree	Stanley	Lewis	Skura	Yanda	J. Hurst	Boyle	J. Brown	Flacco	Collins	M. Williams	(TE)
Oct. 7 at Cleveland	Crabtree	Stanley	Lewis	Skura	Yanda	J. Hurst	Boyle	Snead IV	Flacco	Collins	M. Williams	(TE)
Oct. 14 at Tennessee	Crabtree	Stanley	Lewis	Skura	Yanda	J. Hurst	Andrews	J. Brown	Flacco	Collins	M. Williams	(TE)
Oct. 21 vs. New Orleans	Crabtree	Stanley	Bozeman	Skura	Yanda	O. Brown	Boyle	J. Brown	Flacco	Collins	Snead IV	
Oct. 28 at Carolina	Crabtree	Stanley	Grasu	Skura	Yanda	O. Brown	Boyle	J. Brown	Flacco	Collins	Snead IV	
Nov. 4 vs. Pittsburgh												
Nov. 18 vs. Cincinnati												
Nov. 25 vs. Oakland												
Dec. 2 at Atlanta												
Dec. 9 at Kansas City												
Dec. 16 vs. Tampa Bay												
Dec. 22/23 at LAC												
Dec. 30 vs. Cleveland												

DEFENSE

GAME	NT	DE	DT	SAM	MIKE	WILL	RUSH	RCB	LCB	SS	FS	OTHER
Sept. 9 vs. Buffalo	B. Williams	Urban	n/a	Z. Smith	Mosley	Onwuasor	Suggs	Humphrey	Carr	Jefferson	Weddle	T. Young (DB)
Sept. 13 at Cincinnati	B. Williams	Urban	Wormley	Judon	Mosley	Onwuasor	Suggs	Humphrey	Carr	Jefferson	Weddle	n/a
Sept. 23 vs. Denver	B. Williams	Urban	Wormley	Judon	K. Young	McClellan	Suggs	Humphrey	Carr	Jefferson	Weddle	n/a
Sept. 30 at Pittsburgh	B. Williams	Urban	n/a	Z. Smith	Mosley	K. Young	Suggs	Humphrey	Carr	Jefferson	Weddle	T. Young (DB)
Oct. 7 at Cleveland	B. Williams	Urban	Wormley	Judon	Mosley	K. Young	Suggs	n/a	Carr	Jefferson	Weddle	P. Ricard (DL)
Oct. 14 at Tennessee	B. Williams	Urban	Wormley	Judon	Mosley	Onwuasor	Suggs	Humphrey	Carr	Jefferson	Weddle	n/a
Oct. 21 vs. New Orleans	B. Williams	Urban	Wormley	Judon	Mosley	n/a	Suggs	J. Smith	Carr	Jefferson	Weddle	T. Young (DB)
Oct. 28 at Carolina	B. Williams	Urban	Wormley	Judon	Mosley	Onwuasor	Suggs	J. Smith	Carr	Jefferson	Weddle	
Nov. 4 vs. Pittsburgh												
Nov. 18 vs. Cincinnati												
Nov. 25 vs. Oakland												
Dec. 2 at Atlanta												
Dec. 9 at Kansas City												
Dec. 16 vs. Tampa Bay												
Dec. 22/23 at LAC												
Dec. 30 vs. Cleveland												

Bold denotes first NFL start



2018 TRANSACTIONS

- **Jan. 1:** Re-signed RB John Crockett, T Steven Moore, FB Ricky Ortiz and QB Josh Woodrum to Reserve/Future contracts
- **Jan. 2:** Re-signed CB Robertson Daniel to a Reserve/Future contract.
- **Jan. 3:** Signed **CB Bennett Jackson** to a Reserve/Future contract.
- **Jan. 11:** Re-signed CB Robert Nelson to a Reserve/Future contract.
- **Feb. 6:** Signed free agent **WR DeVier Posey**.
- **March 6:** Signed a new renegotiated deal with DE Brent Urban.
- **March: 12** Terminated the contract of vested veteran DB Lardarius Webb; Signed a new renegotiated deal with G/T James Hurst.
- **March 13:** Terminated the contract of vested veteran RB Danny Woodhead.
- **March 14:** Terminated the contract of vested veteran WR Jeremy Maclin.
- **March 15:** Signed UFA (Ari.) **WR John Brown**.
- **March 16:** Signed free agent **WR Michael Crabtree**.
- **April 11:** Signed free agent **QB Robert Griffin III**.
- **April 14:** Re-signed exclusive rights free agent RB Alex Collins.
- **April 16:** Re-signed exclusive rights free agents WR Quincy Adebeyejo, DB Stanley Jean-Baptiste, TE Vince Mayle, LB Patrick Onwuasor, G Maurquice Shakir and G/C Matt Skura.
- **April 24:** Waived (failed physical) C Brandon Kublanow and T Stephane Nembot.
- **April 26:** Signed restricted free agent (NO) **WR Willie Snead IV**.
- **May 1:** Claimed off waivers (Cle.) **DB Kai Nacua**.
- **May 2:** Waived RB John Crockett.
- **May 3:** Waived CB Robertson Daniel.
- **May 4:** Signed 15 undrafted rookie free agents: **WR Jaelon Acklin, G Randin Crecelius, RB Gus Edwards, G Justin Evans, ILB Alvin Jones, TE Nick Keizer, DE Christian LaCouture, WR Andre Levrone, LB Mason Mckenrick, LS Trent Sieg, C Alex Thompson, RB Mark Thompson, RB De'Lance Turner, P Kaare Vedvik and DB Darious Williams**; Waived T Steven Moore.
- **May 5:** Signed 2018 draft picks **CB Anthony Averett, C Bradley Bozeman, S DeShon Elliott, WR Jordan Lasley, WR Jaleel Scott, T Greg Senat, DE Zach Sieler and LB Kenny Young**.
- **May 7:** Waived LB Mason Mckenrick and FB Ricky Ortiz; Signed rookie free agents **WR Janarion Grant** and DE **Myles Humphrey**.
- **May 14:** Signed rookie free agent **DE Da'Sean Downey** and International Practice Player **FB Christopher Ezeala**.
- **May 17:** Signed 2018 draft picks **TE Mark Andrews** and **T Orlando Brown Jr.**
- **June 1:** Waived DE Da'Sean Downey; Signed rookie free agent **LB Chris Board**.
- **June 5:** Signed 2018 first-round draft pick QB Lamar Jackson.
- **June 11:** Waived CB Robert Nelson Jr.; Signed rookie free agent **CB Jackson Porter**.
- **June 20:** Signed 2018 draft pick **TE Hayden Hurst**.
- **July 12:** Placed rookie G/C Alex Thompson on Reserve - Did Not Report.
- **July 21:** Signed free agent **G Cameron Lee**.
- **Aug. 6:** Waived (injured) WR Jaelon Acklin, who reverted to Injured Reserve; **TE Darren Waller** was reinstated by the Commissioner following suspension.
- **Aug 27:** Placed WR Jaleel Scott on Injured Reserve and re-signed DB Robertson Daniel.
- **Aug 28:** Traded LB Kamalei Correa to the Tennessee Titans for a 2019 sixth-round draft choice.
- **Aug. 31:** Waived DB Robertson Daniel, G/T Andrew Donnal, G Justin Evans, TE Nick Keizer, DE Christian LaCouture, DB Kai Nacua, CB Jackson Porter, WR DeVier Posey and LS Trent Sieg; Waived (injured) ILB Alvin Jones, who reverted to Injured Reserve; Placed S DeShon Elliott, DB Bennett Jackson, CB Stanley Jean-Baptiste and T Greg Senat on Injured Reserve; WR Quincy Adebeyejo, LB Bam Bradley and CB Jaylen Hill remained on the Physically Unable to Perform list.
- **Sept. 1:** Waived G Randin Crecelius, DT Carl Davis, RB Gus Edwards, FB Christopher Ezeala, DE/LB Myles Humphrey, DE Bronson Kaufusi, G Cameron Lee, WR Andre Levrone, TE/WR Vince Mayle, WR Breshad Perriman, G Maurquice Shakir, G Nico Siragusa, RB Mark Thompson, RB De'Lance Turner, TE Darren Waller, WR/RS Tim White and QB Josh Woodrum; Terminated the contract of vested veteran LB Albert McClellan; Placed K/P Kaare Vedvik on the Non-Football Injury list.
- **Sept. 2:** Signed G Randin Crecelius, RB Gus Edwards, DE/LB Myles Humphrey, G Nico Siragusa, RB De'Lance Turner, TE Darren Waller and WR/RS Tim White to the practice squad; Signed FB Christopher Ezeala to the practice squad as part of the NFL's International Player Pathway program.
- **Sept. 3:** Signed DB Robertson Daniel, DE Christian LaCouture and **CB Cyrus Jones** to the practice squad.
- **Sept. 4:** Waived (injury settlement) WR Jaelon Acklin.
- **Sept. 6:** Waived (injury settlements) DB Bennett Jackson and ILB Alvin Jones.
- **Sept. 12:** Placed RB Kenneth Dixon (knee) on Injured Reserve; Elevated RB De'Lance Turner from the practice squad to the 53-man roster.
- **Sept. 15:** Re-signed DB Kai Nacua to the practice squad.
- **Sept. 17:** Placed CB Maurice Canady on Injured Reserve; Re-signed LB Albert McClellan to the 53-man roster.
- **Sept. 19:** Signed **CB Makinton Dorleant** to the practice squad after CB/RS Cyrus Jones was signed by New England off the practice squad.
- **Sept. 22:** Waived G/T Jermaine Eluemunor and WR/RS Janarion Grant; Elevated CB Robertson Daniel and WR/RS Tim White from the practice squad to the 53-man roster.
- **Sept 24:** Waived CB Robertson Daniel and signed free agent **C Hroniss Grasu**.
- **Sept. 25:** Re-signed G/T Jermaine Eluemunor and WR/RS Janarion Grant to the practice squad.
- **Sept. 26:** Waived DE/LB Myles Humphrey from the practice squad and re-signed CB Robertson Daniel to the practice squad.
- **Oct. 4:** Waived DE Christian LaCouture from the practice squad and re-signed WR Andre Levrone to the practice squad.
- **Oct. 7:** Waived CB Darious Williams and activated CB Jimmy Smith from the Commissioner Exempt list following his suspension.
- **Oct. 8:** Waived WR/RS Tim White; Claimed CB/RS Cyrus Jones (NE) off waivers.
- **Oct. 9:** Waived G Randin Crecelius from the practice squad and re-signed WR/RS Tim White to the practice squad.
- **Oct. 13:** Placed RB De'Lance Turner on Injured Reserve and elevated RB Gus Edwards from the practice squad to the 53-man roster.
- **Oct. 15:** Waived WR Andre Levrone and DB Kai Nacua from the practice squad; Re-signed G/T Randin Crecelius, LB Alvin Jones and RB Mark Thompson to the practice squad.
- **Oct. 23:** Placed DT Willie Henry on Injured Reserve and elevated G/T Jermaine Eluemunor from the practice squad to the 53-man roster.
- **Oct. 24:** Signed **G Kofi Amichia** to the practice squad.

(Bold denotes first time player has joined the Ravens.)

2018 RAVENS STATISTICS

WON 4, LOST 4

09/09	W 47-3	Buffalo	70,591
09/13	L 23-34	at Cincinnati	50,018
09/23	W 27-14	Denver	70,156
09/30	W 26-14	at Pittsburgh	62,030
10/07	L 9-12 OT	at Cleveland	67,431
10/14	W 21-0	at Tennessee	64,441
10/21	L 23-24	New Orleans	70,639
10/28	L 21-36	at Carolina	73,843
11/04		Pittsburgh	
11/18		Cincinnati	
11/25		Oakland	
12/02		at Atlanta	
12/09		at Kansas City	
12/16		Tampa Bay	
12/22		at L.A. Chargers	
12/30		Cleveland	

	Balt.	Opp.
TOTAL FIRST DOWNS	191	141
Rushing	60	44
Passing	116	83
Penalty	15	14
3rd Down: Made/Att	56/120	34/109
3rd Down Pct.	46.7	31.2
4th Down: Made/Att	7/11	5/10
4th Down Pct.	63.6	50.0
POSSESSION AVG.	30:55	29:05
TOTAL NET YARDS	3034	2350
Avg. Per Game	379.3	293.8
Total Plays	583	500
Avg. Per Play	5.2	4.7
NET YARDS RUSHING	773	785
Avg. Per Game	96.6	98.1
Total Rushes	215	199
NET YARDS PASSING	2261	1565
Avg. Per Game	282.6	195.6
Sacked/Yards Lost	15/73	27/167
Gross Yards	2334	1732
Att./Completions	353/215	274/163
Completion Pct.	60.9	59.5
Had Intercepted	6	5
PUNTS/AVERAGE	35/46.5	49/44.6
NET PUNTING AVG.	35/41.0	49/39.9
PENALTIES/YARDS	58/464	61/535
FUMBLES/BALL LOST	11/5	9/2
TOUCHDOWNS	23	15
Rushing	10	5
Passing	13	10
Returns	0	0

* SCORE BY PERIODS	Q1	Q2	Q3	Q4	OT	PTS		
TEAM	55	53	51	38	0	197		
OPPONENTS	35	58	9	32	3	137		
* SCORING	TD-Ru	Pa-Rt	K-PAT	FG	S	PTS		
Tucker	0	0	0	20/21	13/15	0	59	
Collins	6	5	1	0	0	36		
Allen	5	3	2	0	0	30		
J. Brown	4	0	4	0	0	24		
Andrews	2	0	2	0	0	12		
Crabtree	2	0	2	0	0	12		
Dixon	1	1	0	0	0	6		
H. Hurst	1	0	1	0	0	6		
L. Jackson	1	1	0	0	0	6		
Snead	1	0	1	0	0	6		
TEAM	23	10	13	0	20/21	13/15	0	197
OPPONENTS	15	5	10	0	12/13	11/13	0	137

2-Pt Conv: **TEAM 0-2, OPPONENTS 1-2**

SACKS: Z. Smith 5.5, Suggs 5.5, K. Young 2.5, Onwuasor 2, T. Williams 2, T. Young 2, Judon 1.5, Henry 1, Jefferson 1, Levine 1, Weddle 1, B. Williams 1, Wormley 1, **TEAM 27, OPPONENTS 15**

FUM/LOST: Collins 3/3, Flacco 3/1, Grant 2/0, Allen 1/1, L. Jackson 1/0, White 1/0

* PASSING	Att	Cmp	Yds	Cmp%	Yds/Att	TD	TD%	Int	Int%	Long	SK/Lost	Rating
Flacco	342	209	2259	61.1	6.61	12	3.5	6	1.8	71	14/65	84.9
L. Jackson	11	6	75	54.5	6.82	1	9.1	0	0.0	26t	1/8	106.3
TEAM	353	215	2334	60.9	6.61	13	3.7	6	1.7	71	15/73	85.6
OPPONENTS	274	163	1732	59.5	6.32	10	3.6	5	1.8	39	27/167	82.6

* RUSHING	No.	Yds	Avg	Long	TD
Collins	98	358	3.7	19	5
L. Jackson	23	129	5.6	22	1
Allen	38	100	2.6	17	3
Edwards	14	54	3.9	11	0
Flacco	19	45	2.4	13	0
Dixon	13	44	3.4	15	1
C. Moore	3	14	4.7	9	0
Snead	1	13	13.0	13	0
M. Williams	2	8	4.0	7	0
J. Brown	2	4	2.0	3	0
Turner	1	4	4.0	4	0
H. Hurst	1	0	0.0	0	0
TEAM	215	773	3.6	22	10
OPPONENTS	199	785	3.9	35t	5

* RECEIVING	No.	Yds	Avg	Long	TD
Crabtree	38	440	11.6	27	2
Snead	38	390	10.3	24	1
J. Brown	31	586	18.9	71	4
Allen	30	188	6.3	17	2
Andrews	18	194	10.8	30	2
Boyle	14	136	9.7	25	0
M. Williams	14	127	9.1	25	0
Collins	14	101	7.2	24	1
C. Moore	11	98	8.9	20	0
H. Hurst	3	36	12.0	26t	1
Turner	2	17	8.5	10	0
White	1	14	14.0	14	0
Edwards	1	7	7.0	7	0
TEAM	215	2334	10.9	71	13
OPPONENTS	163	1732	10.6	39	10

* INTERCEPTIONS	No.	Yds	Avg	Long	TD
Onwuasor	1	33	33.0	33	0
Carr	1	32	32.0	32	0
Levine	1	16	16.0	16	0
Jefferson	1	15	15.0	15	0
T. Young	1	0	0.0	0	0
TEAM	5	96	19.2	33	0
OPPONENTS	6	17	2.8	21	0

* PUNTING	No.	Yds	Avg	Net	TB	In	Lg	B
Koch	34	1629	47.9	41.0	3	18	63	1
TEAM	35	1629	46.5	41.0	3	18	63	1
OPPONENTS	49	2183	44.6	39.9	1	19	64	0

* PUNT RETURNS	Ret	FC	Yds	Avg	Long	TD
C. Jones LG	11	3	126	11.5	26	0
C. Jones TM	6	2	81	13.5	26	0
White	9	6	75	8.3	14	0
Grant	7	4	52	7.4	51	0
TEAM	22	12	208	9.5	51	0
OPPONENTS	16	6	133	8.3	17	0

* KICKOFF RETURNS	No.	Yds	Avg	Long	TD
White	6	135	22.5	37	0
C. Moore	5	109	21.8	39	0
Grant	2	56	28.0	32	0
TEAM	13	300	23.1	39	0
OPPONENTS	17	392	23.1	49	0

* FIELD GOALS	1-19	20-29	30-39	40-49	50+
Tucker	0/0	2/2	4/4	4/6	3/3
TEAM	0/0	2/2	4/4	4/6	3/3
OPPONENTS	0/0	1/1	7/7	2/2	1/3

Tucker: (41G, 39G) (55G) (52G, 43B, 52G) (47G, 49G, 28G, 31G) (44G, 48B, 25G, 32G) () (31G) ()
OPP: (52N, 35G) (28G, 40G) () (34G, 39G) (35G, 55N, 37G) () (39G) (54G, 44G, 30G)

2018 DEFENSIVE STATISTICS

from Press Box Stats

Name	Total	Solo	Assists	Sacks	Yds.	INT	Yds.	PD	FF	FR
Mosley, C.J.	53	34	19	0	0	0	0	1	0	0
Jefferson, Tony	49	34	15	1	7	1	15	3	1	1
Weddle, Eric	41	33	8	1	9	0	0	1	0	0
Young, Kenny	32	23	9	2.5	5.5	0	0	0	0	0
Judon, Matthew	24	15	9	1.5	8	0	0	2	0	0
Smith, Za'Darius	24	13	11	5.5	31.5	0	0	0	1	0
Young, Tavon	24	22	2	2	7	1	0	3	0	0
Carr, Brandon	23	21	2	0	0	1	32	8	0	0
Onwuasor, Patrick	22	12	10	2	14	1	33	2	0	0
Humphrey, Marlon	20	17	3	0	0	0	0	3	1	0
Suggs, Terrell	20	15	5	5.5	37	0	0	4	1	0
Williams, Brandon	20	13	7	1	8	0	0	1	0	0
Levine Sr., Anthony	15	12	3	1	2	1	16	6	0	0
Smith, Jimmy	12	5	7	0	0	0	0	1	0	0
Urban, Brent	12	8	4	0	0	0	0	2	0	0
Pierce, Michael	11	5	6	0	0	0	0	0	0	1
Wormley, Chris	10	9	1	1	6	0	0	3	0	0
Williams, Tim	8	5	3	2	21	0	0	0	0	0
Ricard, Patrick	4	2	2	0	0	0	0	0	0	0
Henry, Willie	3	2	1	1	11	0	0	0	0	0
Bowser, Tyus	3	1	2	0	0	0	0	0	0	0
Canady, Maurice	2	2	0	0	0	0	0	0	0	0
Clark, Chuck	2	2	0	0	0	0	0	0	0	0
Averett, Anthony	1	1	0	0	0	0	0	1	0	0
McClellan, Albert	1	1	0	0	0	0	0	0	0	0
Totals	436	307	129	27	167	5	96	41	4	2

2018 SPECIAL TEAMS TACKLES

from Press Box Stats

Name	Total	Solo	Assists	FF	FR	Blocked Kicks
Board, Chris	7	5	2	0	0	0
Levine Sr., Anthony	5	3	2	0	0	0
Bowser, Tyus	4	4	0	0	0	0
Clark, Chuck	4	3	1	0	0	0
Jones, Cyrus	3	2	1	0	0	0
Turner, De'Lance	3	2	1	0	0	0
Canady, Maurice	2	2	0	0	0	0
McClellan, Albert	2	2	0	0	0	0
Williams, Tim	2	1	1	0	0	0
Averett, Anthony	1	1	0	0	0	0
Allen, Javorius	1	1	0	0	0	0
Moore, Chris	1	1	0	0	0	0
Onwuasor, Patrick	1	1	0	0	0	0
Young, Kenny	1	1	0	0	1	0
Young, Tavon	1	1	0	0	1	0
Totals	38	30	8	0	2	0

2018 SINGLE-GAME BESTS

Tackles:	16 by C.J. Mosley vs. NO (10/21)
Sacks:	3 by Za'Darius Smith at Ten. (10/14)
Interceptions:	1 by five different players; last by Tavon Young at Cle. (10/7)
Passes Defensed:	3 by four different players; last by Anthony Levine Sr. at Cle. (10/7)
Forced Fumbles:	1 by four different players; last by Za'Darius Smith at Ten. (10/14)
Fumble Recoveries:	1 by Michael Pierce vs. NO (10/21) and Tony Jefferson at Pit. (9/30)
Special Teams Tackles:	2 by six different players; last by Cyrus Jones vs. NO (10/21)

