



BALTIMORE RAVENS PRESS RELEASE

UNDER ARMOUR PERFORMANCE CENTER | 1 WINNING DRIVE | OWINGS MILLS, MD 21117

PH: 410-701-4000 | BALTIMORERAVENS.COM | TWITTER: @RAVENS

TWO-TIME WORLD CHAMPIONS: SUPER BOWL XXXV (2000) & SUPER BOWL XLVII (2012)



BALTIMORE RAVENS AT TENNESSEE TITANS



(3-2) **WEEK 6 – SUNDAY, OCT. 14, 2018** (3-2)
4:25 P.M. ET – NISSAN STADIUM (69,143)

JUST THE FACTS

• Playing their third-consecutive road game, the Ravens (3-2) travel to take on the Titans (3-2). Kickoff for this AFC tilt is set for 4:25 p.m. ET from Nissan Stadium. Baltimore has won two of its last three games, while Tennessee has emerged victorious in three of its past four.

• The Ravens dropped a hard-fought, 12-9 overtime battle last Sunday at Cleveland. For the fifth-consecutive game, Baltimore did not allow a TD after halftime, becoming the first team since 1991 (San Francisco) to accomplish such a feat in a season's opening five contests. The Ravens produced 410 yards of offense, but didn't find the end zone and were forced to rely on 3 K **Justin Tucker** FGs. Registering 5 sacks on rookie standout QB Baker Mayfield, who was 25-of-43 for 342 yards, 1 TD and 1 INT, Baltimore's defense was unable to make a final stand, allowing Cleveland to drive 65 yards in the last 3 minutes of overtime and hit the game-winning FG (37 yards) with :02 remaining. QB **Joe Flacco** was 29-of-56 for 298 yards, 0 TDs and 1 INT, finding WR **Michael Crabtree** for a team-high 66 yards on 6 catches.

• Against Tennessee, the Ravens are 9-10 in the all-time regular season series, including a 4-6 road mark. Baltimore visits the Titans for the second-straight season, following 2017's 23-20 defeat at Nissan Stadium. Under head coach **John Harbaugh**, the Ravens are 2-3 overall against Tennessee (1-3 regular season and 1-0 postseason).

• In his 11th season at Baltimore's helm, Harbaugh has led the Ravens to a 107-73 overall record (10-5 postseason), posting the NFL's fourth-most total victories since his 2008 arrival. The Ravens have played in three AFC title games (2008, 2011 & 2012) under Harbaugh, while in 2012, he guided the franchise to its second Super Bowl victory.

THIS WEEK'S SCHEDULE

- Wed. Oct. 10:** 11:15 a.m. – Coach Harbaugh & Players at Podium
11:25 a.m. - 12:10 p.m. – Open Locker Room
1:05 p.m. – Practice/Media Viewing
- Thur. Oct. 11:** 11:15 a.m. – Three Coordinators at Podium
11:25 a.m. - 12:10 p.m. – Open Locker Room
1:05 p.m. – Practice/Media Viewing
- Fri. Oct. 12:** 11:10 a.m. – Practice/Media Viewing
12:50 p.m. – Coach Harbaugh & Open Locker Room

WEDNESDAY CONFERENCE CALLS

Ravens: Head Coach John Harbaugh at 11:30 a.m. ET
Titans: Head Coach Mike Vrabel at 12:30 p.m. ET

CALLING THE ACTION

- Television:** CBS / WJZ Ch. 13 (Baltimore)
- Kevin Harlan (PBP) - Rich Gannon (analyst)
- Steve Tasker (sideline) - Jonathan Segal (prod.) - Mark Grant (dir.)
- National Radio: Sports USA Radio**
- Larry Kahn (PBP) - Hank Bauer (analyst)
- Local Radio: WBAL (1090 AM) & 98Rock (97.9 FM)**
- Gerry Sandusky (PBP) - Jarret Johnson (analyst) - Justin Forsett (sideline)

HARBS SAYS

JOHN HARBAUGH ON EMBRACING THE NFL'S WEEK-TO-WEEK NATURE:

"It's week-to-week. The whole notion of, 'Are you heading in the right direction?' or, 'Are you *not* heading in the right direction?' [doesn't matter]. You just keep working. You keep grinding. Every week is a new week in the National Football League. You see a different defense, you see different fronts, different guys are healthy, different guys aren't healthy, plays get made, and plays don't get made. We work hard at what we think we can do well [each week]."

INJURY UPDATE

Starting DT **Michael Pierce** (foot) and OLB **Tim Williams** (hamstring) were both out for last week's game at Cleveland. Rookie CB **Anthony Averett** (hamstring) has missed the past three games. Six players are on IR, including CB **Maurice Canady** (knee) and RB **Kenneth Dixon** (knee).

NOTE THE QUOTE

S TONY JEFFERSON ON THE RAVENS BOUNCING BACK AFTER A TOUGH LOSS:

"It's a 16-game season. I don't think every game is going to be perfect, and I don't think we expect every game to be perfect. It comes down to situational football. It's all about finishing and making those plays when they matter. I don't think [the Cleveland loss] is going to mess with our confidence at all or mess with our mojo. I still think we did a lot of good stuff out there as a defense. We have some things that we need to fix, but they are very correctable. I don't think it will affect us as a defense."

WHAT'S GOING ON?

NO. 1 SCORING DEFENSE

15.4
POINTS PER GAME ALLOWED BY
BALTIMORE, THE NFL'S FEWEST.

0
TOUCHDOWNS ALLOWED BY THE
RAVENS IN THE SECOND HALFTIME.
THE LAST TEAM TO NOT PERMIT
A TD AFTER HALFTIME
THROUGH FIVE GAMES WAS
SAN FRANCISCO IN 1991.

15
TOTAL POINTS ALLOWED BY
BALTIMORE AFTER HALFTIME,
THE NFL'S FEWEST.

19.0
POINTS PER GAME ALLOWED BY
BALTIMORE DURING THE JOHN
HARBAUGH ERA (SINCE 2008),
THE NFL'S BEST MARK.





2018 RAVENS INFORMATION

SCHEDULE / RESULTS (3-2)

Date	Opponent	Result/Time
Sun. Sept. 9	BUFFALO BILLS	W, 47-3
Thurs. Sept. 13	at Cincinnati Bengals	L, 23-34
Sun. Sept. 23	DENVER BRONCOS	W, 27-14
Sun. Sept. 30	at Pittsburgh Steelers	W, 26-14
Sun. Oct. 7	at Cleveland Browns	L, 9-12 (OT)
Sun. Oct. 14	at Tennessee Titans	4:25 p.m.
Sun. Oct. 21	NEW ORLEANS SAINTS	4:05 p.m.
Sun. Oct. 28*	at Carolina Panthers	1 p.m.
Sun. Nov. 4*	PITTSBURGH STEELERS	1 p.m.
Sun. Nov. 11	BYE	
Sun. Nov. 18*	CINCINNATI BENGALS	1 p.m.
Sun. Nov. 25*	OAKLAND RAIDERS	1 p.m.
Sun. Dec. 2*	at Atlanta Falcons	1 p.m.
Sun. Dec. 9*	at Kansas City Chiefs	1 p.m.
Sun. Dec. 16*	TAMPA BAY BUCCANEERS	1 p.m.
Sat./Sun. Dec. 22/23*	at Los Angeles Chargers	TBD
Sun. Dec. 30*	CLEVELAND BROWNS	1 p.m.

*Flexible Scheduling Games Home Games in CAPS All Times Eastern

NOTE OF THE WEEK

Baltimore's defense has produced an NFL-high 34 tackles for loss, led by **OLB Terrell Suggs' 6**. Of the Ravens' 34 TFL, 15 have come as sacks, which tie (Dallas & Kansas City) for the NFL's sixth most.

NFL TACKLES FOR LOSS / 2018 SEASON

Rk.	Team	TFL	Sacks
1.	Baltimore Ravens	34	15
2.	Indianapolis Colts	32	17
3.	Arizona Cardinals	31	14
4.	Philadelphia Eagles	29	12
5.	Buffalo Bills	28	12
	Pittsburgh Steelers	28	19

NUMBERS TO RAVE ABOUT

1 — NFL team (Baltimore) to boast a Top 5 rushing and passing defense. The Ravens rank fifth and fourth, respectively, in each: rushing — 88.4 ypg & passing — 215.4 ypg. Overall, Baltimore ranks No. 3 in the league, allowing 303.8 yards per game.

4.65 — Yards per play the Ravens' defense has allowed, ranking No. 1 in the NFL.

28.8 — Defensive third-down percentage for the Ravens this season, ranking No. 1 in the NFL.

71.8 — Opponent passer rating for Baltimore, marking the NFL's top defensive figure.

129 — Career sacks for **OLB Terrell Suggs** (including 3.5 this season), which rank 15th all time. He is just 3.5 sacks shy of tying Lawrence Taylor and Leslie O'Neal (132.5) for 13th all time.

AFC NORTH STANDINGS

Teams	W	L	T	Home	Road	Div.	Con.	PF	PA
Cincinnati	4	1	0	2-0	2-1	1-0	3-0	153	130
Baltimore	3	2	0	2-0	1-2	1-2	3-2	132	77
Cleveland	2	2	1	2-0-1	0-2	1-0-1	2-1-1	114	113
Pittsburgh	2	2	1	1-2	1-0-1	0-1-1	0-2-1	143	133

2018 RANKINGS

DEFENSE

Category	--Ravens--		--Titans--	
	Stats	Rank	Stats	Rank
Total Defense	303.8	3	333.2	7
Rush Defense	88.4	5	123.2	26
Pass Defense	215.4	4	210.0	3
Points Per Game	15.4	1	17.2	3t
3rd-Down Def. %	28.8	1	33.3	7t
4th-Down Def. %	0.0	1t	40.0	9
Red Zone Def. (TD%)	41.7	9	23.1	1

OFFENSE

Category	--Ravens--		--Titans--	
	Stats	Rank	Stats	Rank
Total Offense	399.4	11	294.0	29
Rush Offense	94.4	25	107.2	17
Pass Offense	305.0	8	186.8	29
Points Per Game	26.4	11	17.4	29
3rd-Down Off. %	41.8	10	37.5	24
4th-Down Off. %	66.7	8t	71.4	7
Red Zone Off. (TD%)	65.0	8t	45.5	28

TEAM

Category	--Ravens--		--Titans--	
	Stats	Rank	Stats	Rank
Turnover Ratio	-1	17t	-1	17t
Penalties	34	15t	26	3t
Penalty Yards	272	15	218	5

SERIES HISTORY

- **Series:** Tennessee leads the regular season series, 10-9.
- **In Houston/Tennessee:** Titans lead, 6-4.
- **Postseason Series:** Ravens lead, 2-1
- **Under John Harbaugh:** Ravens are 1-3 (1-0 in the postseason).

RAVENS-TITANS ALL-TIME SERIES HISTORY

Date	Location	Result	Attendance
09-15-96	Houston	Oilers, 29-13	20,082
12-22-96	Baltimore	Oilers, 24-21	52,704
09-21-97	Tennessee	Ravens, 36-10	17,737
12-14-97	Baltimore	Ravens, 21-19	60,558
10-11-98	Baltimore	Titans, 12-8	68,561
12-06-98	Tennessee	Titans, 16-14	31,124
10-10-99	Tennessee	Titans, 14-11	65,486
12-05-99	Baltimore	Ravens, 41-14	67,854
10-22-00	Baltimore	Titans, 16-14	68,490
11-12-00	Tennessee	Ravens, 24-23	69,200
01-07-01^	Tennessee	Ravens, 24-10	68,527
10-07-01	Baltimore	Ravens, 26-7	69,494
11-12-01	Tennessee	Ravens, 16-10	68,798
11-24-02	Baltimore	Ravens, 13-12	69,365
01-03-04*	Baltimore	Titans, 20-17	69,452
09-18-05	Tennessee	Titans, 25-10	69,149
11-12-06	Tennessee	Ravens, 27-26	69,143
10-05-08	Baltimore	Titans, 13-10	71,131
01-10-09^	Tennessee	Ravens, 13-10	69,143
09-18-11	Tennessee	Titans, 26-13	69,143
11-09-14	Baltimore	Ravens, 21-7	70,914
11-05-17	Tennessee	Titans, 23-20	67,322

* Wild Card Playoff ^ Divisional Playoff



QUOTH THE RAVENS

G MARSHAL YANDA ON THE RAVENS' POTENTIAL:

"The pieces are in place where we can be really good. But that doesn't mean anything right now. You still have to go out and produce."

QB Joe Flacco on how quickly his rapport with WR John Brown developed:

"You could see that he was special from an early point. But I would say it was in the first week of training camp, when we were able to really start getting some of the stuff that we were going to be doing during the year. When we're in pads, against a good defense of our own – you could really start to see some of the things that make him special. He's really smooth, he has really good ball skills, and he does a lot of things really well that help him out."

Steelers head coach Mike Tomlin on CB Marlon Humphrey:

"Man, he's a top-notch athlete and a really good player. I scouted him a lot when he came out [of college]. I had a lot of respect for his talents, and he appears to be off to a great start in his career."

G/T James Hurst on RB Javorius "Buck" Allen:

"He's a really tough runner. He's a really tough guy. You see him show up in special teams, and he really sets the tone for us. We love blocking for him. I have no idea what his touchdown celebration is. I think this is like Year Three [of him doing it], but I still have no clue what he's doing, but it's very violent. (*laughter*) That's kind of how he runs. We love 'Buck,' and if you give him the ball down [inside the 20], you know he's going to get in the end zone."

Browns QB Baker Mayfield on TE Mark Andrews, with whom he played at Oklahoma:

"Obviously, he's a very, very big dude. He's 6-5. I think he's about 260, but he can run. I think it's the size plus the talent, which normally you don't get that mixture, so he's blessed with that. And then, I think his football I.Q. is something that people didn't realize until you sit down and talk with him. He's a guy that realizes what you want to accomplish on offense, and then when you mix that with how talented he is, that's a dangerous duo."

John Harbaugh on OLB Za'Darius Smith:

"He's taken the next step. He's certainly raised his game to another level. He knows how to play fast. He knows all the little [nuances]. He's not making mistakes like he did before that would keep him off the field, and he's cutting it loose. He's really explosive. He's done a great job with the inside pass rush. That's been something that we've been looking for. He has filled that role very well, and then even when he's inside as a pass rusher, he's held up very well against the run. For a guy that's 275 [pounds] or so, that's pretty darn good."

OLB Terrell Suggs on the Ravens' mentality heading into Week 6 after last Sunday's defeat at Cleveland:

"I don't think it's anything to hit the panic button on. The path that we're on is [through] a forest. It's not a straight line. I'd have loved for us to go 15-1 this year, but 14-2 is still up there. I still say it – the path we're on is [through] a forest; it's not a straight path."

S Tony Jefferson on CB Brandon Carr:

"I think he has like 7,642 starts in a row (*laughter, actually 165*), so we call him 'The Iron Man.' He's got his regimen that he does, and it keeps him healthy, and he's able to go out there and be that rock, stone, corner that every team needs. He's a phenomenal leader. I see him all the time as he's coaching up the young guys. It's awesome to have a guy like Brandon Carr in our locker room."

Rookie LB Kenny Young on being drafted in the fourth round, which was later than he expected:

"I think the team that I was drafted to was a perfect opportunity. Yes, we'd all like to go on the first day, but I just think you're meant to be where you're meant to be, and I'm happy here. I honestly can say that I love waking up and going to work and going to bed with the experiences of the day. I couldn't tell you if I would've been happy. I could have been drafted higher and maybe made more money, but I might have been miserable going to work. I think it's a perfect fit. It was meant for me to be here and be a Baltimore Raven."

S Eric Weddle on the Ravens' successful halftime adjustments made under Don "Wink" Martindale:

"For us, it's about making adjustments and relying on the communication. 'Wink' has been, from Day One, open about communication, what he expects, and is honest with us. If we're not playing well, if a guy is not in the rotation, you know why, and it's everyone, including me. We play as one. There are no egos. Halftime comes, we know how teams are impacting us, and we try to make adjustments from there. He's done an amazing job of putting us in position, putting guys in position to do what they're good at, and executing the call."

NFL Network's Kyle Brandt on naming K Justin Tucker one of his top players in the NFL:

"I'm not making a joke here. Take him at his position against anybody else, and I think he's just as good. He has never missed an extra point in his life. The only field goal[s] he has missed this year [are] on block[s]. I think he is just as good at kicking as any quarterback is at quarterbacking."



RAVENS / OPPONENT INFORMATION

KEY NUMBERS VS. TITANS

3

INTs for **S Eric Weddle** in six career games vs. the Titans, including a theft (returned 22 yards) in the 2017 defeat at Tennessee.

3.5

Sacks for **OLB Terrell Suggs** in his last four games (including postseason) against the Titans. He posted 1 sack and 2 QB hits in the 2017 defeat at Tennessee.

8

Tackles, including a half-sack, for **LB C.J. Mosely** in the 2017 defeat at Tennessee.

13-10

Score of the Ravens' 2008 Divisional playoff win at Tennessee, in which the Titans held the AFC's No. 1 seed. Baltimore advanced to the conference title game at Pittsburgh the following week.

14

Of the 22 all-time games in the Ravens-Titans series (including postseason) have been decided by one score, including 11 by three-or-fewer points.

41

Points differential (Baltimore - 405 & Tennessee - 364) in the all-time series (including postseason), between these two teams. In 12 games at Tennessee, the Titans have outscored Baltimore 222-221.

WEEK 5 RECAP: BROWNS 12, RAVENS 9 (OT)

The Ravens and Browns battled four quarters and all but two seconds of overtime at Cleveland's FirstEnergy Stadium before the hosts managed a 12-9 victory. Browns rookie K Greg Joseph, who missed a potential game-winning 55-yard FG at the end of regulation, wobbled a 37-yard FG through the uprights to secure the win with 2 seconds remaining. (**S Tony Jefferson** partially blocked the kick.) The Ravens' defense stepped up twice to force punts in OT, until Cleveland's final drive. Facing a second-and-21 from their 5-yard line with 2 minutes left in the game, Browns rookie QB Baker Mayfield first scrambled for 13 yards. On third-and-8, he then hit another rookie, WR Derrick Willies, for a 39-yard gain to the Ravens' 43. Three RB Duke Johnson Jr. runs (15, 5 and 4 yards) later, the Browns were set for Joseph's 37-yard clincher. Baltimore squandered two scoring opportunities in the second quarter. The first came when **QB Joe Flacco** directed a 9-play drive that landed the Ravens at the Browns' 2. Rookie CB Denzel Ward then intercepted Flacco to stop that scoring threat. Later in the quarter, Ward blocked **K Justin Tucker's** 48-yard FG attempt. Flacco's attempt to win the game with less than a minute remaining in regulation came up short when his bullet to the back of the end zone to **WR Michael Crabtree** bounced off the outstretched receiver's hands. The low-scoring contest started with a 3-0 Ravens lead on a 44-yard Tucker FG in the first quarter. Browns WR Rashard Higgins scored the game's lone TD on a 19-yard strike from Mayfield in the second quarter. Joseph's PAT failed, hitting off the right upright. Two Tucker FGs – 25 yards in the third quarter and 32 yards with 52 seconds left in the fourth – tied the game 9-9 at the end of regulation. Flacco threw 56 passes, completing 29 for 298 yards, while Mayfield, who was sacked 5 times, was 25-of-43 for 342 yards. The Browns' win stopped an 18-game AFC North losing streak for the hosts.

RAVENS / TITANS LEADERS

PASSING YARDS (TDs/INTs)

Joe Flacco	1,550 (8/3)	Marcus Mariota	676 (2/4)
Lamar Jackson	24 (0/0)	Blaine Gabbert	242 (1/1)

RUSHING YARDS (YPC)

Alex Collins	217 (3.8)	Derrick Henry	219 (3.4)
Javorius Allen96 (2.8)	Dion Lewis	177 (3.2)

RECEIVING YARDS (CATCHES)

John Brown	396 (19)	Corey Davis	361 (26)
Willie Snead IV	253 (23)	Taywan Taylor	169 (17)
Michael Crabtree	250 (24)	Dion Lewis	130 (21)

POINTS

Justin Tucker	48	Ryan Succop	45
Javorius Allen	24	Seven Players	6
J. Brown/A. Collins	18	n/a	n/a

INTERCEPTIONS (YARDS)

Five Players	1 (n/a)	Adoree' Jackson	2 (7)
n/a	n/a	M. Butler/K. Vaccaro	1 (n/a)

SACKS (YARDS)

Terrell Suggs	3.5 (-22)	Jurrell Casey	3 (-13)
Za'Darius Smith	2.5 (-13.5)	J. Brown/K. Correa	2 (n/a)

TACKLES (SOLO)

Tony Jefferson	33 (25)	Wesley Woodyard	33 (23)
Eric Weddle	24 (21)	Jayon Brown	32 (23)
Kenny Young	23 (17)	Kevin Byard	28 (25)

GROSS PUNTING (NET)

Sam Koch	48.5 (40.2)	Brett Kern	49.1 (43.3)
--------------------	-------------	----------------------	-------------

FIELD GOALS (PCT.)

Justin Tucker	12/14 (85.7)	Ryan Succop	13/14 (92.9)
-------------------------	--------------	-----------------------	--------------

PUNT RETURN YARDS (AVG.)

Tim White (NOR)75 (8.3)	Nick Williams	47 (11.8)
---------------------------	-----------	-------------------------	-----------

KICKOFF RETURN YARDS (AVG.)

Tim White (NOR)	135 (22.5)	Darius Jennings	154 (51.3)
---------------------------	------------	---------------------------	------------

2018 TALE OF THE TAPE

Category	Ravens	Titans
Record	3-2	3-2
Current Streak	Lost 1	Lost 1
Points Scored	132	87
TDs Scored	14	7
Rushing TDs Scored	6	2
Passing TDs Scored	8	4
TDs on Returns	0	1
Points Against	77	86
TDs Allowed	8	8
Rushing TDs Allowed	2	1
Passing TDs Allowed	6	6
TDs on Returns Allowed	0	1
Time of Poss. Avg.	31:26	29:54
KOR Avg. For	23.9	51.3
KOR Avg. Against	24.4	44.3
PR Avg. For	7.9	10.8
PR Avg. Against	8.3	7.9
Sacks	15	13
Sacks Allowed	12	9
Interceptions	5	4
Interceptions Thrown	3	5
Fumbles Lost/Recovered	4/1	2/2



RAVENS / OPPONENT INFORMATION

TOP RAVENS-TITANS CONNECTIONS

- Titans defensive coordinator **Dean Pees** served in the same role with the Ravens from 2012-17, as well as the Baltimore linebackers coach from 2010-11. Pees won a Super Bowl in his first season as Ravens' "D" coordinator (2012), and in 2017, his standout unit led the NFL in INTs (22), takeaways (34) and shutouts (3).
- Tennessee injured reserve **WR Michael Campanaro**, a Clarksville, MD, native, spent the 2014-17 seasons with Baltimore after being drafted in the seventh round. As a Raven, he averaged 26.4 yards on kickoff returns, as well as 11.4 yards on punt returns. He totaled 310 receiving yards, 131 rushing yards and 4 total TDs over four seasons.
- Tennessee **LB Kamalei Correa** was a Ravens' 2016 second-round draft pick and played with Baltimore for two seasons, until he was acquired by the Titans via trade in August of 2018. Correa tallied 11 tackles (8 solo) and saw action in 25 games for the Ravens from 2016-17.
- Titans **S Kendrick Lewis** (2015-16) and **S Brynden Trawick** (2013-15) both played with the Ravens. Lewis started 15 games in 2015, totaling 60 tackles (37 solo). He was placed on Injured Reserve midway through the 2016 season. Trawick played in 38 games over the course of three seasons with Baltimore, producing 10 defensive tackles (7 solo). In 2015, he tallied a team-high 9 special teams stops.
- Ravens equipment manager **William Sheridan** served as the Oilers/Titans' asst. equipment manager from 1997-2006.

LOCAL CONNECTIONS

- Ravens assistant director of pro personnel **Chad Alexander** (Memphis) and **LS Morgan Cox** (Collierville) were born in Tennessee. Cox also attended the University of Tennessee before signing with the Ravens as a rookie free agent in 2010.
- Titans **WR Darius Jennings** was born in Baltimore and played football at The Gilman School from 2007-11.
- Titans strength and conditioning assistant **Brian Bell** is a native of Hyattsville, MD.

RAVENS RADIO BROADCASTS

- The Ravens' 2018 radio team features **Gerry Sandusky**, with former Ravens standouts **OLB Jarret Johnson** and **TE Dennis Pitta** splitting half the games as analysts. 98 Rock's **Kirk McEwen** serves as the sideline reporter for home games, while former Ravens **RB Justin Forsett** is the away game sideline reporter.
- All games can be heard on 98Rock (97.9 FM), WBAL 1090 AM, baltimore Ravens.com, the Ravens mobile app (when in Baltimore) and on 21 regional affiliates. These broadcasts spans three states – Maryland, Pennsylvania and Delaware – and Washington, D.C.
- Additionally, Tico Sports produces a Spanish radio broadcast. With a crew consisting of David Andrade (play-by-play), Allen Gutierrez (analyst) and Juliana Lopez (producer), Tico Sports broadcasts games on Radio La Jefa WDMV 700 AM, the Ravens' flagship Spanish radio partner. The broadcast also digitally streams games on the Ravens Mobile App.



GAME SPOTLIGHT: JAVORIUS ALLEN



Pos: RB **Ht:** 6-0 **Wt:** 218 **Exp. (NFL/Ravens):** 4/4
College: USC **Hometown:** Tallahassee, FL

You attract a lot of attention with your unique touchdown dance. Can you explain the meaning behind it? "My childhood friend, Mike, passed away. I did it first on Monday Night Football, and I said when I got in the end zone, I would do Mike's dance. The dance is called 'whoop' – it's a Florida dance. That was his signature move, and I adopted it and do it with pride. I do it in tribute to him. Whenever I'm in the end zone and thinking about him, I do it."

You're heavily involved in the Boys & Girls Club. Why does that organization have a special meaning to you? "I just love kids, honestly. I grew up around the Boys & Girls Club. My whole thing is that it takes two – you and someone else – to believe in you. I had that one person that was there and made a difference for me. I figure there are a lot of people out there that used to be like me when I was younger. I remember growing up, they had some guy come talk to us, but he'd never been through what we'd been through. It was hard for some of the kids to listen and relate. So now if I can talk to kids at a Boys & Girls Club, I can relate to them, because I've been through what they've been through. I know how it feels to not know what you're going to eat next or what you're going to wear tomorrow for school. You have to believe in them, like someone believed in me."

Basketball season is almost starting. Do you have a favorite team or player? "I'm a big Derrick Rose fan. My uncle was a Bulls' fan, and I watched them growing up. I don't really have a team; I more so have favorite players. I like their work ethic, the game, the effort they put in. 'D-Rose' is my No. 1."

Why did you major in sociology at USC? What do you hope to do with that degree? "My brother went to prison when he was young, and the group of guys he was with turned on him. So when I got to USC, my advisor asked what I wanted to study. I was trying to understand people more, and I told her the story behind it, and she suggested sociology. I wanted to understand why people do the things they do. [I want to] read a person and their body language."

How much pride do you take in being a college graduate? "I take a lot of pride in it. I was the first person in my family to go to college, to graduate, and I even gave a [commencement] speech. There was a lot of hard work that went into it. College isn't easy, and it isn't for everybody. I always thought college wasn't for me, but I had the right people surrounding me. The academic program there is second-to-none. I was blessed."

On a scale of 1-10, how good are you at cooking? "200. My grandma raised me."

If you had to impress head coach John Harbaugh with one dish, what would you cook? "I would make him a good, homemade burger. I also cook a good shrimp alfredo."

What is your goal for 2018? "As a team, it's make the playoffs and then go to the Super Bowl. For myself – just stay consistent, make plays when my number is called. I would love to be in the Pro Bowl; that's one of my goals. But mostly, I want to help this team win."

If you were in the Olympics, in what event would you medal? "Gymnastics. Growing up in the country, I learned how to do backflips. Seeing Bruce Lee running up a wall and flip, I figured I could do that, too. If he can do it off a wall, I know I can do it on the ground. Everybody where I'm from in the Florida country knows how to flip."

What is the best advice you've ever been given? "My grandma, when I was little, told me, 'The time of day belongs to anybody.' I really didn't understand that as a kid. As I got older, I realized that she meant that you never know what someone is going through. I try to speak to everybody now, because you never know if they need that friendly 'hello.'"



RAVENS WINNING WAYS

TOP FRANCHISES / SINCE 2000

TOTAL WINS

1. New England Patriots . . . 244
2. Pittsburgh Steelers . . . 205
3. Indianapolis Colts . . . 193
4. Green Bay Packers . . . 192
5. Philadelphia Eagles . . . 187
- 6. BALTIMORE RAVENS . . . 184**

SUPER BOWL BERTHS

1. New England Patriots . . . 8
2. New York Giants 3
- Pittsburgh Steelers 3
- Seattle Seahawks 3
- 5. BALTIMORE RAVENS 2**
- Car., Den., Ind., Phi. 2

SUPER BOWL TITLES

1. New England Patriots . . . 5
- 2. BALTIMORE RAVENS 2**
- New York Giants 2
- Pittsburgh Steelers 2
- Den., GB, Ind., 1
- NO, Phi., Sea., TB 1

CONF. TITLE GAMES

1. New England Patriots . . 12
- Philadelphia Eagles 6
- Pittsburgh Steelers 6
- 4. BALTIMORE RAVENS 4**
- Green Bay Packers 4
- Indianapolis Colts 4

WINNING SEASONS

1. New England Patriots . . 17
- Green Bay, Pittsburgh . . 14
- Indianapolis Colts 13
- 5. Baltimore Ravens 12**
- Philadelphia, Seattle 12

PLAYOFF BERTHS

1. New England Patriots . . 15
- Green Bay, Indianapolis . . 13
- Pittsburgh Steelers 12
- Philadelphia, Seattle . . 11
- 7. BALTIMORE RAVENS 10**

PLAYOFF GAMES

1. New England Patriots . . 37
- Pittsburgh Steelers 25
- Green Bay Packers 24
- Indianapolis Colts 24
- 5. BAL., Phi., Sea. 23**

PLAYOFF WINS

1. New England Patriots . . 27
- 2. BALTIMORE RAVENS 15**
- Pittsburgh Steelers 15
- Philadelphia Eagles 13
- Seattle Seahawks 13

SUPER BOWL CHAMPIONS



**LB Ray Lewis - 2000
Super Bowl XXXV MVP**

In a magnificent effort showcasing thrilling performances by their defense, offense and special teams units, the Baltimore Ravens won Super Bowl XXXV with a 34-7 victory over the New York Giants. Allowing the Giants a meager 152 total net yards, New York's attack crossed midfield just twice, while Baltimore's "D" posted 4 INTs. LB Ray Lewis was named the game's MVP, capping an accolade-filled season in which he was also tabbed the NFL's Defensive Player of the Year.



**QB Joe Flacco - 2012
Super Bowl XLVII MVP**

Baltimore defeated San Francisco, 34-31, in Super Bowl XLVII, capturing the franchise's second World Championship. After an amazing first-half performance, the Ravens took a commanding 28-6 lead. But following a bizarre, 34-minute power outage that halted play, the 49ers stormed back into contention. Clinging to a 34-29 edge late in the game, the Ravens stood firm on a pivotal goal-line stand, jamming SF on four-straight plays inside the 7-yard line. QB Joe Flacco was named the game's MVP.

PLAYOFF PERFORMERS

PLAYOFF WINNING PERCENTAGE (Since 1970 Merger)

Rk.	Team	Record	Pct.
1.	BALTIMORE RAVENS**	15-8	.652
2.	New England Patriots****	33-19	.635
3.	New York Giants****	20-12	.625
4.	San Francisco 49ers*****	30-19	.612
5.	Pittsburgh Steelers*****	36-24	.600

* Number of Super Bowl Titles

JOHN HARBAUGH ERA

(SINCE 2008)

PLAYOFF BERTHS

1. New England Patriots . . . 9
- Green Bay Packers 8
- Pittsburgh Steelers 7
- 4. BALTIMORE RAVENS 6**
- Atlanta Falcons 6
- Cincinnati Bengals 6
- Indianapolis Colts 6
- Seattle Seahawks 6

TOTAL WINS

1. New England Patriots . . 139
- Pittsburgh Steelers 116
- Green Bay Packers 111
- 4. BALTIMORE RAVENS . . . 107**
- New Orleans Saints . . . 105
- Atlanta Falcons 100
- Denver Broncos 100

PLAYOFF WINS

1. New England Patriots . . 13
- 2. BALTIMORE RAVENS . . . 10**
- Green Bay Packers 9
- Seattle Seahawks 9
- Pittsburgh Steelers 8

PLAYOFF GAMES

1. New England Patriots . . 20
- Green Bay Packers 16
- 3. BALTIMORE RAVENS . . . 15**
- Pittsburgh Steelers 14
- Seattle Seahawks 14

AFC TITLE GAMES

1. New England Patriots . . . 7
- 2. BALTIMORE RAVENS 3**
- Pittsburgh Steelers 3
- Denver Broncos 2
- Indianapolis Colts 2
- New York Jets 2

PLAYOFF ROAD WINS

- 1. BALTIMORE RAVENS 7**
- Green Bay Packers 5
- New York Jets 4
- San Francisco 49ers 3
- NY Giants, Philadelphia . . 2
- Pittsburgh, Seattle 2

REG. SEASON WINS

1. New England Patriots . . 126
- Pittsburgh Steelers . . . 108
- Green Bay Packers . . . 102
- New Orleans Saints . . . 99
- 5. BALTIMORE RAVENS . . . 97**
- Atlanta Falcons 96
- Denver Broncos 94

REG. SEASON HOME WINS

1. New England Patriots . . 71
- 2. BALTIMORE RAVENS . . . 61**
- Green Bay Packers 61
- Pittsburgh Steelers 59
- New Orleans Saints 57
- Minnesota Vikings 55
- Atlanta/Seattle 54

SUPER BOWL SUCCESS

The Baltimore Ravens are one of four franchises (New England, NY Giants and Pittsburgh) to win multiple Super Bowls since 2000.



HEAD COACH JOHN HARBAUGH

ALL-TIME RAVENS COACHING RECORDS

John Harbaugh is the third head coach in Baltimore Ravens history. He is the franchise's all-time winningest coach (107 total victories), with Brian Billick (85) ranking second.

SEASONS
RAVENS: 11TH
NFL: 21ST

Coach	Seasons	Reg. Season	Playoffs	Total
John Harbaugh	2008-18	97-68	10-5	107-73
Brian Billick	1999-2007	80-64	5-3	85-67
Ted Marchibroda	1996-98	16-31-1	n/a	16-31-1



HARBAUGH HEAD COACHING RECORDS (2008-18)

- Overall Career Record . . . 107-73
- Regular Season Record . . . 97-68
- at Home 61-21
- on Road 36-47
- vs. AFC 74-51
- vs. AFC North 38-25
- vs. NFC 23-17
- Playoffs Record 10-5
- Home Playoff Games 2-0
- Road Playoff Games 7-5
- Super Bowl Record 1-0
- vs. Titans (playoffs) 1-3 (1-0)

RAVENS WINS UNDER HARBAUGH

Including playoffs (10-5), the Ravens are 107-73 since **John Harbaugh's** 2008 arrival, posting the NFL's fourth-most victories.

TOTAL NFL WINS / INCLUDING PLAYOFFS / SINCE 2008

Rk.	Team	Total Wins
1.	New England Patriots	139
2.	Pittsburgh Steelers	116
3.	Green Bay Packers	111
4.	Baltimore Ravens	107
5.	New Orleans Saints	105

HARBAUGH SEASON-BY-SEASON

Year	Record	Playoffs (Result)
2018	3-2	TBD
2017	9-7	No Playoff Berth
2016	8-8	No Playoff Berth
2015	5-11	No Playoff Berth
2014	10-6	1-1 (Advanced to Divisional Round)
2013	8-8	No Playoff Berth
2012	10-6	4-0 (Won Super Bowl XLVII)
2011	12-4	1-1 (Advanced to AFC Championship)
2010	12-4	1-1 (Advanced to Divisional Round)
2009	9-7	1-1 (Advanced to Divisional Round)
2008	11-5	2-1 (Advanced to AFC Championship)

HARBS IS HISTORICALLY GOOD

MOST PLAYOFF WINS BY A COACH / FIRST 10 SEASONS (Since 1970 Merger)

Coach (Team)	Playoff Wins	Seasons
Joe Gibbs (Was.)	12	1981-90
Chuck Knoll (Pit.)	11	1968-78
John Harbaugh (Bal.)	10	2008-17
Bill Belichick (Cle. & NE)	10	1991-95, 2000-04
Andy Reid (Phi.)	10	1999-2008
George Seifert (SF, Car.)	10	1989-96, '99-'00
Bill Walsh (SF)	10	1979-88

THE HARBAUGH FILE

John Harbaugh has led the Ravens to a playoff berth in six (2008-12 & 2014) of his 10 full seasons in Baltimore, and in 2012, captured the franchise's second Super Bowl title. Under "Harbs," the Ravens have secured an appearance in three AFC Championships (2008, 2011 & 2012).

Here are several Harbaugh quick hits:

- The Ravens are one of only eight teams (NE – 9; GB – 8; Pit. – 7; Atl., Bal., Cin., Ind. & Sea. – 6) to earn at least six postseason berths in the last 10 years. (Baltimore has won at least one game in each of those playoff campaigns.)
- The Ravens' 10 playoff wins since 2008 rank second only to New England's 13.
- "Harbs" is the only head coach in NFL history to win a playoff game in each of his first four and five seasons.
- John and his brother, Jim (formerly of the 49ers), are the only head coaches to advance to three conference title games in the first five years as NFL bosses.
- Harbaugh is the only coach in NFL history to win a playoff game in six of the first seven seasons of a coaching career.
- In 2012, Harbaugh became the third coach (with Bill Cowher & Chuck Knox) since the 1970 merger to guide his team to the playoffs in each of his first five seasons.
- Harbaugh owns the third-most playoff wins (10, tied) by a coach in his first 10 seasons (since the 1970 merger).
- With the Ravens' 2014 playoff berth, Harbaugh became one of eight coaches in NFL history to make the postseason in six of their first seven seasons coaching.
- For coaches to make the playoffs in at least six of their first 10 years, "Harbs" is one of five active coaches to do so (Pete Carroll, Mike McCarthy, Andy Reid & Mike Tomlin).
- Harbaugh, Tom Landry (Dal.) and Tom Coughlin (Jax./NYG) own the most road playoff wins (7) by a HC in NFL history.



HEAD COACH JOHN HARBAUGH

ACTIVE HEAD COACH WINNING PERCENTAGE

Head coach **John Harbaugh** owns the sixth-best winning percentage (.594) among active coaches (min. 75 games), compiling an impressive 107-73 record (including playoffs).

ACTIVE HEAD COACHES / CAREER WINNING PERCENTAGE (Totals Include Regular Season and Playoff Games / Min. 75 Games)

Rk.	Coach	Team	Seasons	Record	Pct.
1.	Bill Belichick	Cle./NE	1991-95, 2000-18	281-131	.682
2.	Mike Tomlin	Steelers	2007-18	126-69-1	.645
3.	Mike McCarthy	Packers	2006-18	133-80-2	.623
4.	Sean Payton	Saints	2006-18	116-77	.601
5.	Andy Reid	Phi./KC	1999-2018	199-133-1	.599
6.	John Harbaugh	Ravens	2008-18	107-73	.594
7.	Pete Carroll	NYJ/NE/Sea.	'94, '97-99, '10-18	124-89-1	.582

TRENDS UNDER HARBS

On grass	41-30
Artificial turf	56-38
September	25-12
October	16-23
November	30-12
December	23-19
January	3-2
Leading at halftime	77-17
Leading after 3 quarters	86-15
When scoring first	72-21
Positive or even turnover ratio	78-27
Scoring 20 or more points	80-29
Scoring 30 or more points	36-5
Totaling 350 or more net yards	51-25
Rushing for 150 or more yards	28-6
Holding opp. under 250 net yards	33-6
Holding opp. under 21 points	80-15
Holding opp. under 15 points	59-7

POSTSEASON SUCCESS: ACTIVE COACHES

PLAYOFFS WIN PERCENTAGE (Min. 5 Games)

Rk.	Coach	Rec.	Pct.
1.	Bill Belichick	28-11	.718
2.	John Harbaugh	10-5	.667
3.	Dan Quinn	3-2	.600
4.	Pete Carroll	10-7	.588
5.	Sean Payton	7-5	.583

SUPER BOWL TITLES

1. Bill Belichick	5
2. John Harbaugh	1
Pete Carroll	1
Mike McCarthy	1
Sean Payton	1
Doug Pederson	1
Mike Tomlin	1

HARBAUGH'S PATH TO THE NFL

Team	Position	Years
Baltimore Ravens	Head Coach	2008-18
Philadelphia Eagles	Secondary	2007
Philadelphia Eagles	Special Teams Coord.	1998-2006
Indiana University	DBs/Special Teams Coord.	1997
University of Cincinnati	Assistant Head Coach	1995-96
University of Cincinnati	TEs/OLBs/RBs/Special Teams	1989-94
Morehead State	DBs/ST Coord./S&C Coach	1988
University of Pittsburgh	Tight Ends	1987
Western Michigan	Graduate Assistant	1984-86

RAVENS UNDER HARBAUGH: SINCE 2008



AFC TITLE GAMES
(2nd Most - tied, Pit.)



ROAD PLAYOFF WINS
(NFL High)



PLAYOFF WINS
(2nd Most, NE - 13)



WINS AT HOME
(2nd Most)



TOTAL VICTORIES
(4th Most)

"I like the message that John brings. He doesn't talk like a guy who has been here 10 years. It's amazing how he tends to rejuvenate himself and his message, and we're lucky to have a leader like him."

- Steve Bisciotti, Ravens Owner





JERRY ROSBURG & SPECIAL TEAMS NOTES



ROSBURG LEADS RAVENS SPECIALISTS

SEASONS
RAVENS: 11TH
NFL: 18TH

Special teams coordinator/associate head coach **Jerry Rosburg** has guided a stellar special teams group since arriving in Baltimore in 2008. Below are several standout notes about the coach and his successful group of specialists.

SIX PRO BOWLERS

• Six Ravens have earned eight combined Pro Bowl honors while playing for Rosburg: ST **Brendon Ayanbadejo** (2008), K **Billy Cundiff** (2010), RS **Jacoby Jones** (2012), K **Justin Tucker** (2013 & 2016), LS **Morgan Cox** (2015 & 2016) and P **Sam Koch** (2015).

PRIME KICKER & PUNTER

• Two-time Pro Bowl K **Justin Tucker**, who Rosburg scouted and helped sign as a rookie free agent, owns the NFL's most FGs (214) since entering the NFL in 2012. With an 89.9% career success mark, "Tuck" is the most accurate kicker in league history (214-of-238 on FGAs). Earning his first Pro Bowl nod in 2015, P **Sam Koch's** 46.7 gross average ranked No. 9 in the NFL that season, while his 42.9 net average was No. 2. In 2017, Koch led the NFL in both punts inside the 10 (16) and inside the 20 (a franchise-record 40).

RAVENS' BIG RETURNS

• Led by Pro Bowl RS **Jacoby Jones** in the 2012 Super Bowl season, Baltimore ranked first in the NFL in KOR average (27.3). Jones, who became the first player ever to record dual KORs of at least 105 yards in a career, tied for a league-leading 3 kick return TDs (2 KORs & 1 PR). He also tied an NFL record for longest KOR in a Super Bowl with his 108-yard KOR-TD. (In 2014's game at Pit., he added another 108-yarder to his resume, marking 4 total KOR-TDs over 100 yards in his career.)

2017: RAVENS RETURN GAMES SOARS IN WEEK 6 vs. CHICAGO

• In Week 6 vs. Chicago, for the first time in franchise history, the Ravens returned a kickoff and punt return for a TD in the same game. RB **Bobby Rainey Jr.** posted a 96-yard KOR-TD, while WR **Michael Campanaro** registered a 77-yard PR-TD. The Ravens became the first NFL team to have KOR and PR touchdowns in the same game since 2013, when Detroit and Kansas City each accomplished the feat on 12/8/13.

BALTIMORE BLOCK PARTY

Since 2014, the Ravens have produced the NFL's third-most blocked kicks (13), including an NFL-high (tied) 4 in 2016.

MOST BLOCKED KICKS (Since 2014)

Rk.	Team	Blocks
1.	Philadelphia	15
2.	Miami	14
3.	Baltimore	13

MOST BLOCKED KICKS (2016 Season)

Rk.	Team	Blocks
1.	Baltimore	4
	Miami	4
3.	Five Teams	3

RAVENS' 13 BLOCKS: BREAKDOWN (SINCE 2014)

Total Blocks	13	1st Qtr.	3	When Losing	8
FG Blocks	7	2nd Qtr.	1	When Winning	3
PAT Blocks	3	3rd Qtr.	3	When Tied	2
Punt Blocks	3	4th Qtr.	6	Record w/ Block	8-5



J. Tucker FGs Made
NFL's Most Since '12



J. Tucker Points Scored
NFL's Second Most Since 2012



J. Tucker Career FG %
Best in NFL History



Ravens Kickoff Return TDs
NFL's Second Most Since 2011



Ravens Total Kick Return TDs
NFL's Third Most Since 2011

SIX STRAIGHT IN THE TOP 5

In the past six full seasons (2012-17), the Ravens' special teams units have consistently been acknowledged as one of the league's best. In the annual special teams report from senior NFL writer **Rick Gosselin**, Baltimore has ranked in the NFL's Top 5 for six-straight seasons. (Gosselin's report is recognized by NFL teams as a special teams measuring stick.)

RAVENS SPECIAL TEAMS RANKINGS IN RICK GOSSELIN'S ANNUAL REPORT (Past Six Seasons)

Season	Ranking
2017	4th
2016	5th
2015	1st
2014	5th
2013	5th
2012	2nd

No other NFL team has been in the Top 5 (or even the Top 10) in each of the past six seasons.

TOP KOR AVERAGE

Since 2008, when **Jerry Rosburg** became the Ravens' ST coordinator, Baltimore owns the NFL's No. 1 KOR average (25.3).

NFL KICKOFF RETURN AVERAGE (Since 2008 / Rosburg's Baltimore Tenure)

Rk.	Team	KOR	Yards	Avg.	Long	TDs
1.	Baltimore Ravens	452	11,454	25.3	108t	7
2.	Minnesota Vikings	504	12,378	24.6	109t	10
3.	Atlanta Falcons	387	9,286	24.0	102t	1
4.	Seattle Seahawks	473	11,214	23.7	105t	6
5.	New York Jets	505	11,905	23.6	107t	6



DON "WINK" MARTINDALE & DEFENSIVE NOTES

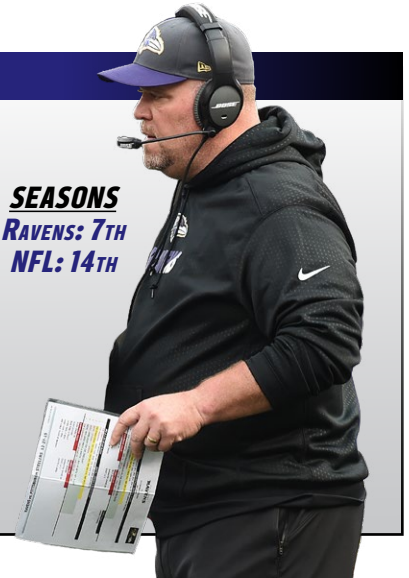
"WINK" LEADS THE DEFENSE

On Jan. 9, 2018, the Ravens promoted **Don "Wink" Martindale** to defensive coordinator following the retirement of Dean Pees. Martindale, 54, is in his seventh year with the Ravens after serving as LBs coach from 2016-17 and ILBs coach from 2012-15. Under his guidance, **LB C.J. Mosley** has become one of the league's top defenders, earning three Pro Bowls.

The 2018 campaign marks Martindale's 14th season coaching in the NFL, where he has also spent time with Oakland (2004-08) and Denver (2009-10). In 2010, he served as the Broncos' defensive coordinator.

"'Wink' has earned the promotion to defensive coordinator," **John Harbaugh** stated. "His aggressive mentality will serve to take our defense to new levels. He is obviously respected by players, many of whom have already benefited from his direct coaching at the linebacker position. He knows the ins and outs of what we have been about on defense and has been an important contributor to our success on that side of the ball. This is an exciting day for Wink and his family, and also one for the Ravens."

SEASONS
RAVENS: 7TH
NFL: 14TH



2018 DEFENSIVE NUMBERS TO RAVE ABOUT

1 — NFL team (Baltimore) to boast a Top 5 rushing and passing defense. The Ravens rank fifth in each: rushing — 88.4 ypg & passing — 215.4 ypg.

4.65 — Yards per play the Ravens have allowed, ranking No. 1. The Ravens have also posted a league-high 34 TFL.

71.8 — Opponent passer rating for Baltimore, marking the NFL's top defensive figure. Baltimore also owns an NFL-best 40 PD.

SHUT 'EM DOWN

The Ravens have posted an NFL-high 13 shutouts since their 1996 inception, a mark that includes three opponent "blankings" last season. Baltimore is the fifth team — and first since 2003 (NE) — in the past 30 years to record at least three shutouts in a season.

MOST SHUTOUTS (Since 1996 / Ravens' Inception)		MOST SHUTOUTS IN A SEASON (Past 30 Years)	
Rk.	Team	Rk.	Team
1.	Baltimore Ravens13	1.	Baltimore (2000) 4
2.	San Francisco 49ers11	2.	Baltimore (2017) 3
	Seattle Seahawks11		New England (2003) 3
4.	New England Patriots . . .10		San Francisco (2001) 3
	Pittsburgh Steelers10		Washington (1991) 3

ALL-TIME RAVENS 'D' COORDINATORS

Don Martindale joins a long line of great Ravens defensive coordinators, four of whom have gone on to become NFL head coaches: Marvin Lewis (1996-2001), Mike Nolan (2002-04), Rex Ryan (2005-08) and Chuck Pagano (2011).

RAVENS ALL-TIME DEFENSIVE COORDINATORS

Don Martindale (2018)	Rex Ryan (2005-08)
Dean Pees (2012-17)*	Mike Nolan (2002-04)
Chuck Pagano (2011)	Marvin Lewis (1996-2001)*
Greg Mattison (2009-10)	* Super Bowl-winning DC

RAVENS' STANDOUT "D"

Entering Week 6, the Ravens own the NFL's No. 1 scoring defense and rank fourth in yards allowed per game. The Ravens are also the first team since 1991 (San Francisco) not to allow a touchdown after halftime in each of their first five games of a season.

2018 TOTAL DEFENSE		2018 SCORING DEFENSE	
Rk.	Team	Rk.	Team
1.	Jacksonville292.2	1.	Baltimore15.4
2.	Chicago294.5	2.	Chicago16.3
3.	Baltimore303.8	3.	Jacksonville17.2
4.	Green Bay313.8		Tennessee17.2
5.	Washington320.3	5.	Dallas19.2

RAVENS "D" UNDER HARBAUGH

Don Martindale leads a defensive unit that, during the **John Harbaugh** Era (2008-18), has been superb.

POINTS PER GAME ALLOWED	TOUCHDOWNS ALLOWED
1. Baltimore19.0	1. Baltimore330
2. Pittsburgh19.1	2. Pittsburgh340
3. New England19.4	3. Seattle348
TOTAL NET YARDS ALLOWED	OPPONENT PASSER RATING
1. Pittsburgh309.9	1. Baltimore79.0
2. Baltimore317.3	2. Cincinnati80.8
3. NY Jets320.0	3. Buffalo81.1
RUSHING YARDS ALLOWED	THIRD-DOWN DEFENSE
1. Pittsburgh94.0	1. Baltimore35.9
2. Baltimore97.9	
3. Minnesota101.0	Houston35.9
	3. Denver36.2

TOPS IN TURNOVER MARGIN IN 2017

The Ravens tallied the NFL's most INTs (22) in 2017. Baltimore also registered the NFL's most takeaways (34).

2017 NFL INTERCEPTIONS	2017 TURNOVERS FORCED
1. Baltimore22	1. Baltimore34
2. Jacksonville21	2. Jacksonville33
3. New Orleans20	3. Detroit32

Second-Half "D" Dominates: The Ravens are the first team since 1991 (San Francisco 49ers) not to allow a touchdown after halftime in each of their first five games of a season. Baltimore has permitted just 15 points in the second half/OT all season.



MARTY MORNHINWEG & OFFENSIVE NOTES

MARTY MANS THE OFFENSE

Marty Mornhinweg was elevated to offensive coordinator on Oct. 10, 2016. A 24-year NFL coaching veteran, Mornhinweg, who joined Baltimore as QBs coach in 2015, is a former head coach of the Lions (2001-02). He has also served as offensive coordinator for the New York Jets (2013-14), Philadelphia Eagles (2004-12) and San Francisco 49ers (1997-2000).

FIVE PRO BOWLERS

• Throughout his NFL coaching career, five quarterbacks have earned Pro Bowl honors under Mornhinweg's direction: Michael Vick, Donovan McNabb, Steve Young, Jeff Garcia and Brett Favre.

SEASONS

RAVENS: 4TH
NFL: 24TH



MARTY'S NFL COORDINATOR ROLES

1997-2000: 49ers – Offensive Coordinator/QBs Coach

- During this span, SF offense ranked third in total net yards (364.6 ypg), including third in rushing (131.4 ypg) and fifth in passing (233.2 ypg).
- In 1999, the 49ers boasted the NFL's No. 1 rush offense (130.9 ypg).
- In 1998, SF offense ranked No. 1 in the NFL (425.0 ypg), including first in rushing (159.0 ypg) and second in passing (266.0 ypg).

2004-12: Eagles – Offensive Coordinator/Asst. Head Coach

- Under Mornhinweg, 10 offensive players earned a total of 17 Pro Bowl honors. Philly set a then-franchise best with 6,386 total net yards in 2011.
- In his first season (2004) guiding the offense, Philadelphia advanced to Super Bowl XXXIX.

2013-14: NY Jets – Offensive Coordinator

- Jets ranked third in the NFL rush offense (138.7 ypg) during this span.
- In 2014, helped guide a rushing attack that finished third in the NFL (142.5 ypg) behind RBs Chris Ivory and Chris Johnson.

2016-18: Baltimore Ravens – Offensive Coordinator

- In 2016, QB Joe Flacco threw for a franchise-record 4,317 yards.
- Over 2017 season's last nine games, Baltimore scored the NFL's second-most points per contest (29.4). During this span, the Ravens also ranked No. 1 in fewest giveaways (5) and No. 2 in sacks allowed (10).

TOP "O" UNDER HARBAUGH

The Ravens' Top 6 all-time single-game offensive outputs have come during the **John Harbaugh/QB Joe Flacco** Era, including a 496-yard performance vs. Miami with **Marty Mornhinweg** as O.C. in 2016.

RAVENS TOP TOTAL NET YARDS (Single-Game History)

Yards	Game/Date	Results
553	09/25/11 at STL	W, 37-7
548	12/13/09 vs. Det.	W, 48-3
533	12/23/12 vs. NYG	W, 33-14
503	09/23/12 vs. NE	W, 31-30
501	09/13/09 vs. KC	W, 38-24
496	12/04/16 vs. Mia.	W, 38-6

BALTIMORE RAVENS MOST TOTAL YARDS

(Since 2012 / Past Six Years)
12/23/12 vs. NYG 533
09/23/12 vs. NE 503
12/04/16 vs. Mia. 496
09/20/15 at Oak. 493
10/12/14 at TB 475
09/28/14 vs. Car. 454

RUN GAME QUICK HITS

- ✓ *The Ravens' 6 rushing TDs in 2018 tie (Den., KC, & Pit.) for the NFL's fourth most entering Week 6. Javorius Allen has a team-high 3 such scores.*
- ✓ *Since 2008, the Ravens' 146 rushing TDs rank seventh.*
- ✓ *Under Harbaugh, when rushing for at least 125 yards in a game, the Ravens have produced a 49-10 record. Baltimore is 28-6 when rushing for at least 150 yards during the Harbaugh Era.*

300/25 CLUB

The Ravens are one of six teams this season to average at least 300 passing yards and 25 points per game. Entering Week 6, Baltimore has produced 305.0 passing yards and 26.4 points per contest.

TEAMS TO AVG. 300 NET PASSING YARDS & 25 POINTS (2018 Season)

Team.	Pass YPG	Points/Game
Tampa Bay Buccaneers	363.3	28.0
Los Angeles Rams	337.2	34.6
Pittsburgh Steelers	321.0	28.6
New Orleans Saints	320.8	36.0
Baltimore Ravens	305.0	26.4
Atlanta Falcons	304.2	26.6

RAVENS PILE UP THE POINTS

26.4 – Points per game the Ravens have averaged in 2018, ranking No. 11 in the NFL.

28.4 – Points per game the Ravens have averaged dating back to Week 8 of 2017, ranking as the NFL's fourth-best mark.

+55 – Baltimore's scoring differential this season (132-77), ranking second best in the NFL (LAR, +75). In the second half alone, the Ravens have outscored opponents, 55-12 (+43), tying (LAR) for No. 1 in the NFL.

PRIME PROTECTION

Since 2014 (a 69-game span), Baltimore's 115 sacks permitted rank as the NFL's second fewest. The Ravens have allowed zero sacks in 15 games since 2014, a mark that ties (Pit.) as the NFL's third most.

NFL'S FEWEST SACKS ALLOWED / SINCE 2014

Rk.	Team	Sacks
1.	Oakland Raiders	114
2.	Baltimore Ravens	115
3.	New Orleans Saints	117

ZERO SACKS ALLOWED / GAMES / SINCE 2014

New York Giants	16
Oakland Raiders	16
Baltimore Ravens.	15
Pittsburgh Steelers	15



ASSISTANT COACHES

JERRY ROSBURG

SPECIAL TEAMS COORD. / ASSOC. HEAD COACH

In his 40th season coaching, Rosburg has guided an exceptional special teams group over his 10 years (2008-17) with the Ravens. Specifically in the past six full seasons (2012-17), the Ravens' ST units have consistently been acknowledged as one of the league's best. In the annual special teams report from senior NFL writer Rick Gosselin, Baltimore has ranked in the NFL's Top 5 for six-straight seasons (and is the only team to do so).

DON MARTINDALE

DEFENSIVE COORDINATOR

"Wink" was promoted to "D" coordinator on Jan. 9, 2018 after six years working with Baltimore's LBs. Originally joining the Ravens in 2012, during the past six seasons, Martindale has guided and helped grow a number of standout linebackers, most notably ILB C.J. Mosley. Martindale was the Broncos' "D" coordinator in 2010, and in 2009, coached all four LBs in the 3-4 scheme.

MARTY MORNHINWEG

OFFENSIVE COORDINATOR

Mornhinweg is in his third year as offensive coordinator, originally assuming the role in Week 6 of 2016. A 34-year coaching veteran and former NFL head coach (Lions), he has an extensive background coordinating offenses and tutoring QBs. Throughout his NFL career, five QBs have earned Pro Bowl honors under his direction: Michael Vick, Donovan McNabb, Jeff Garcia, Steve Young and Brett Favre.

GREG ROMAN

ASSISTANT HEAD COACH / TIGHT ENDS COACH

Roman is in his second stint with the Ravens, re-joining the team in 2017. In the latter part of '17, Baltimore's offense made big strides, and following the season, he was promoted to assistant head coach/TEs coach. Since his first term in Baltimore (2006-07), he has been a successful NFL offensive coordinator both in San Francisco and Buffalo.

RICHARD ANGULO

ASSISTANT OFFENSIVE LINE COACH

Angulo is in his fifth year with the Ravens and his second as the team's assistant offensive line coach. In 2017, he helped coach an offensive line that allowed the league's seventh-fewest sacks (27, tied with Minnesota). From 2015-16, he served as Baltimore's tight ends coach after being promoted from his original position of offensive coaching intern (2014).

ANDY BISCHOFF

OFFENSIVE ASSISTANT / TIGHT ENDS

Bischoff is in his fourth year with the Ravens and continues his work with the TEs, while aiding "O" coordinator Marty Mornhinweg and assistant head coach Greg Roman, who also coaches the TEs.

RANDY BROWN

SPECIALISTS COACH

Brown works directly with the kicking group – K Justin Tucker, P Sam Koch (holder) and LS Morgan Cox – and has coached five Pro Bowlers in Baltimore: Koch (2015), Cox (2015 & 2016), Tucker (2013 & 2016), K Billy Cundiff (2010) and K Matt Stover (last kicked for Ravens in 2008).

JOE CULLEN

DEFENSIVE LINE COACH

Cullen enters his third year as the Ravens' defensive line coach. He originally joined the team in 2016 following two seasons with the Buccaneers in the same role. A D-line specialist, he has 29 years of experience, including 11 in the NFL with five teams (Bal., TB, Cle., Jax. and Det.).

JOE D'ALESSANDRIS

OFFENSIVE LINE COACH

Pronounced *dell-ah-SAN-dress*, he is a 40-year coaching veteran who enters his second season as Baltimore's O-line coach. "Joe D" has extensive experience guiding and developing linemen, both in the collegiate ranks and pros. Since transitioning to the NFL in 2008, he's mentored players for the Chiefs, Bills, Chargers and Ravens.

BOBBY ENGRAM

WIDE RECEIVERS COACH

Engram, who enjoyed a 14-year NFL playing career, is in his fifth season as the Ravens' WRs coach. In his third year (2016) guiding Baltimore's receivers, his group helped record the second-most net passing yards in team history (4,100), including a franchise-best 4,317 by QB Joe Flacco.

THOMAS HAMMOCK

RUNNING BACKS COACH

Hammock is in his fifth year as the Ravens' RBs coach. In 2017, he helped guide RB Alex Collins to a breakout season, when the back tallied 973 rushing yards and 1,160 yards from scrimmage. Prior to joining the Ravens, he spent 11 years on the collegiate circuit, including three (2011-13) as Wisconsin's assistant HC/RBs/recruiting coordinator.

CHRIS HEWITT

SECONDARY COACH

Hewitt enters his second season as the secondary coach after being promoted prior to the 2017 campaign. He previously served as the team's DBs coach from 2015-16 and the assistant secondary coach in 2014. In his seventh-overall year in Baltimore, he also spent two years (2012-13) helping guide the special teams unit led by Jerry Rosburg.

CHRIS HORTON

ASSISTANT SPECIAL TEAMS COACH

Horton is in his third year as the Ravens' assistant special teams coach, working directly with Jerry Rosburg. Horton has helped Baltimore's special teams units

perform outstandingly in the three years he's been involved. In the annual special teams report from senior NFL writer Rick Gosselin, Baltimore has ranked in the NFL's Top 5 for six-straight seasons.

STERLING LUCAS

QUALITY CONTROL - DEFENSE

Lucas is in his third year with the Ravens after being promoted to a defensive quality control coach in January 2018, with responsibilities that include finding tips/tendencies on opponent offenses, self-scouting and working with the LBs.

MIKE MACDONALD

LINEBACKERS COACH

Macdonald is in his first season as the team's LBs coach. In his fifth year with the Ravens, he previously spent time as the defensive backs coach (2017) and as a defensive assistant (2015-16). He originally joined Baltimore in 2014 as a coaching intern.

JAMES URBAN

QUARTERBACKS COACH

Urban joined the Ravens in 2018. A 15-year NFL coaching veteran, he spent the past seven seasons with AFC North rival Cincinnati, coaching the WRs. He entered the NFL with the Eagles in 2004. After five seasons in two roles under Andy Reid, he was promoted to QBs coach his final two years (2009-10), coaching Pro Bowlers Donovan McNabb (2009) and Michael Vick (2010).

CRAIG VER STEEG

SENIOR OFFENSIVE ASSISTANT

Pronounced *ver-STEEG*, he is in his 11th year working with the Ravens. Ver Steeg, who owns 35 years of coaching experience, has an extensive background working with QBs, WRs and RBs. As one of John Harbaugh's original coaching hires (2008), he has assisted in game preparation, game and practice analysis and guiding players.

MATT WEISS

FOOTBALL STRATEGY COORD. / WRs

Weiss is in his 10th season with the Ravens after assisting with the QBs from 2016-17. Prior to joining the offense, he coached on defense in a variety of roles, including CBs, assistant LBs and quality control. In addition to his coaching duties, he's responsible for leading coaching staff analytics, advising John Harbaugh on game management and scripting situational practice periods.

DREW WILKINS

ASST. DEFENSIVE LINE / OLBS


Wilkins originally joined the Ravens in 2010 and was promoted to assistant D-line/OLBs coach in 2018. Wilkins, who spent three seasons (2014-16) as a defensive assistant, was responsible for weekly production of the defensive playbook, scouting reports, film breakdown and assisting with the development of the D-line in practice.



OZZIE NEWSOME / PERSONNEL NOTES

THE WIZARDRY OF OZ

SEASONS
RAVENS: 22
NFL: 40



Ozzie Newsome's legacy is unlike any the game has seen. Known throughout all of sports as a premier leader, Newsome is a Hall of Fame player, the architect of Baltimore's 2000 and 2012 Super Bowl championship teams and an elite personnel evaluator who became the NFL's first African American GM.

OZZIE NEWSOME CAREER SNAPSHOT

- NFL's first African American General Manager (promoted in 2002)
- Architect of Ravens 2000 & 2012 Super Bowl Championship Teams
- NFL Executive of the Year (2000)
- Pro Football Hall of Fame (class of 1999)
- State of Alabama Hall of Fame (class of 1995)
- National Football Foundation College Hall of Fame and NCAA Hall of Fame (class of 1994)
- 13-Year NFL Tight End with Cleveland Browns (1978-90)
- Three-Time Pro Bowler (1981, 1984-85)
- Four-Time Cleveland Touchdown Club Offensive Player of the Year
- Current Member of Two Major NFL Policy-Making Groups: Competition Committee and Player Care Foundation Board

FIRST-ROUND FINDS

Led by Ozzie Newsome, the Ravens have selected 24 players in the first round. These picks have earned 60 combined Pro Bowls, many All-Rookie honors, multiple Defensive Player of the Year Awards, two Super Bowl MVPs and two Hall of Fame enshrinements.

RAVENS ALL-TIME FIRST-ROUND DRAFT PICKS

Year	Name	Pick	Pro Bowls
1996	T Jonathan Ogden*~	4	11
1996	LB Ray Lewis* ++ ~-	26	13
1997	LB Peter Boulware*	4	4
1998	CB Duane Starks*	10	
1999	CB Chris McAlister*	10	3
2000	RB Jamal Lewis* =	5	1
2000	WR Travis Taylor	10	
2001	TE Todd Heap*	31	2
2002	S Ed Reed* +	24	9
2003	OLB Terrell Suggs* +	10	7
2003	QB Kyle Boller	19	
2005	WR Mark Clayton*	22	
2006	DT Haloti Ngata*	12	5
2007	G Ben Grubbs*	29	2
2008	QB Joe Flacco^ ~	18	
2009	T Michael Oher*	23	
2011	CB Jimmy Smith	27	
2013	S Matt Elam	32	
2014	LB C.J. Mosley*	17	3
2015	WR Breshad Perriman	26	
2016	T Ronnie Stanley	6	
2017	CB Marlon Humphrey	16	
2018	TE Hayden Hurst	25	
2018	QB Lamar Jackson	32	

* All-Rookie Team ^ Rookie of the Year (NFL.com Fan Vote)
 ~ Super Bowl MVP + Defensive Player of the Year Awards
 = Offensive Player of the Year Award - Pro Football Hall of Fame

HOMEGROWN PRO BOWLERS

Year Drafted (Rd.)	Name	Pro Bowls
1996 (1st)	LB Ray Lewis	13
1996 (1st)	T Jonathan Ogden	11
2002 (1st)	S Ed Reed	9
2003 (1st)	OLB Terrell Suggs	7
2007 (3rd)	G Marshal Yanda	6
2006 (1st)	DT Haloti Ngata	5
1997 (1st)	OLB Peter Boulware	4
1999 (1st)	CB Chris McAlister	3
2008 (2nd)	RB Ray Rice	3
2015 (RFA)	LS Morgan Cox #	2
2001 (1st)	TE Todd Heap	2
1996 (5th)	WR/RS Jermaine Lewis	2
2007 (4th)	FB Le'Ron McClain	2
2014 (1st)	LB C.J. Mosley	3
2000 (6th)	OLB Adalius Thomas	2
2012 (RFA)	K Justin Tucker #	2
2007 (1st)	G Ben Grubbs	1
2013 (4th)	FB Kyle Juszczyk	1
2006 (6th)	P Sam Koch	1
2000 (1st)	RB Jamal Lewis	1
2002 (RFA)	LB Bart Scott #	1

Undrafted rookie free agent **Bold** indicates 2017 Pro Bowler



HOMEGROWN
RAVENS PRO BOWL
PLAYERS



RAVENS
DRAFT PICKS
To Earn Pro Bowls



RAVENS
ROOKIE FREE AGENTS
To Earn Pro Bowls

Ozzie's First Two Draft Choices: Jonathan Ogden & Ray Lewis – Hall of Fame Legends

According to ESPN Stats & Info, with Ray Lewis' 2018 Hall of Fame induction, it marks the first time that two players (Ogden & Lewis in 1996) were drafted in the same round by the same team and reached the HOF in their first year of eligibility.



OZZIE NEWSOME / PERSONNEL NOTES

AN ELITE CLUB

The Ravens have won two Super Bowls during their 22-year history, doing so in 2000 and 2012. Baltimore is one of four franchises to win multiple World Championships since 2000.



MOST SUPER BOWL CHAMPIONSHIPS (Since 2000 Season)

Titles	Team	Seasons
5	New England Patriots	2001, '03-04, '14, '16
2	Baltimore Ravens	2000, '12
2	New York Giants	2007, '11
2	Pittsburgh Steelers	2005, '08

CONSISTENT CONTENDERS

The Ravens have earned 10 playoff berths in their history (2014, 2012, 2011, 2010, 2009, 2008, 2006, 2003, 2001 & 2000). Baltimore's 11 berths from 2000-17 rank fourth in the AFC and seventh overall in the NFL.

MOST NFL PLAYOFF BERTHS / 2000-17 / PAST 18 SEASONS

AFC	NFC
15 - New England	13 - Green Bay
13 - Indianapolis	11 - Philadelphia
12 - Pittsburgh	11 - Seattle
10 - Baltimore	

PLAYOFFS SINCE 2008

Baltimore is one of eight teams to earn a playoff berth in six of the past 10 full seasons. In each of those respective playoff years, the Ravens won at least one playoff game.

MOST PLAYOFF BERTHS / 2008-17 / PAST 10 SEASONS

Berths	Team	Seasons
9	New England Patriots	2009-17
8	Green Bay Packers	2009-16
7	Pittsburgh Steelers	2008, 2010-11, 2014-17
6	Baltimore Ravens	2008-12, 2014
6	Atlanta Falcons	2008, 2010-12, 2016-17
6	Cincinnati Bengals	2009, 2011-15
6	Indianapolis Colts	2008-10, 2012-14
6	Seattle Seahawks	2010, 2012-16

RAVENS "20/20" CLUB

The "20/20 Club" includes members of the team's personnel staff who started with the Ravens as young assistants and grew into evaluators with more input. The term "20/20" refers to hiring 20-year-olds for \$20,000. But according to **Ozzie Newsome**: "The guys actually started when they were a little older than 20 and for more than \$20,000, but that's what we call them."

RAVENS "20/20 CLUB" GRADUATES / CURRENT SCOUTS

Name	Joined Ravens	Current Title
George Kokinis (Cle.)	1991	Senior Personnel Assistant
Eric DeCosta	1996	Assistant General Manager
Joe Hortiz	1998	Director of College Scouting
Chad Alexander	1999	Asst. Dir. of Pro Personnel
Mark Azevedo	2005	Northeast Area Scout
David Blackburn	2007	West Area Scout
Andrew Raphael	2013	Southeast Area Scout
Brandon Berning	2015	Midwest/SW Area Scout
Joey Cleary	2015	College & Pro Scout

UNDRAFTED GEMS

Undrafted rookies **LB Chris Board**, WR/RS Janarion Grant and CB Darius Williams made the Ravens' 2018 Week 1 roster. Their statuses marked the 15th-straight season a RFA has made Baltimore's roster, tying for the NFL's second-longest active streak.

CONSECUTIVE SEASONS W/ ROOKIE FA ON WEEK 1 ROSTER (Current NFL Streaks)

Rk.	Team	Seasons
1.	Indianapolis Colts	20
2.	Baltimore Ravens	15
	Denver, New England	15

ROOKIE FREE AGENTS

The Ravens have a history of unearthing rookie free agent gems. On their 2018 Week 6 roster, the Ravens have nine such players who were originally signed by the team as undrafted players.

ORIGINAL RAVENS ROOKIE FA SIGNINGS / 2018 ROSTER

2010: LS Morgan Cox	2016: DT Michael Pierce
2010: LB Albert McClellan	2016: G/C Matt Skura
2012: K Justin Tucker	2017: FB/DL Patrick Ricard
2014: T James Hurst	2018: LB Chris Board
2016: LB Patrick Onwuasor	

RAVENS FIND SUCCESS IN EVERY ROUND

1st → Jonathan Ogden ('96), Ray Lewis ('96), Peter Boulware ('97), Chris McAlister ('99), Jamal Lewis ('00), Todd Heap ('01), Ed Reed ('02), Terrell Suggs ('03), Haloti Ngata ('06), Joe Flacco ('08), Jimmy Smith ('11), C.J. Mosley ('14), Ronnie Stanley ('16), Marlon Humphrey ('17)

2nd → Jamie Sharper ('97), Ray Rice ('08), Torrey Smith ('11), Courtney Upshaw ('12), Kelechi Osemele ('12), Timmy Jernigan ('14)

3rd → Casey Rabach ('01), Marshal Yanda ('07), Lardarius Webb ('09), Brandon Williams ('13), Crockett Gillmore ('14)

4th → Edwin Mulitalo ('99), Jarret Johnson ('03), Le'Ron McClain ('07), Dennis Pitta ('10), Kyle Juszczyk ('13), Alex Lewis ('16), Tavon Young ('16)

5th → Jermaine Lewis ('96), Dawan Landry ('06), Arthur Jones ('10), Pernell McPhee ('11), Rick Wagner ('13), Matthew Judon ('16)

6th → Adalius Thomas ('00), Chester Taylor ('02), Sam Koch ('06), Haruki Nakamura ('08), Tyrod Taylor ('11), Maurice Canady ('16)

7th → DeAngelo Tyson ('12), Michael Campanaro ('14)

RFA → Mike Flynn ('97), Priest Holmes ('97), Will Demps ('02), Bart Scott ('02), Ma'ake Kemoeatu ('02), Jameel McClain ('08), Dannell Ellerbe ('09), Morgan Cox ('10), Justin Tucker ('12), James Hurst ('14), Zach Orr ('14), Patrick Onwuasor ('16), Michael Pierce ('16), Matt Skura ('16)



IRONMEN & TURNOVER NOTES

NFL IRONMEN

Among active NFL players, Ravens **P Sam Koch** (197) & **CB Brandon Carr** (165) each rank first at their respective positions for current streaks of most consecutive games played. Koch's streak also ranks as the longest in Ravens history.

CONSECUTIVE GAMES PLAYED / CURRENT NFL STREAKS

PUNTERS		CORNERBACKS	
1. Sam Koch (Bal.)	197	1. Brandon Carr (Bal.) . . .	165
2. Brett Kern (Ten.)	165	2. Patrick Peterson (Ari.) . .	117
3. Dustin Colquitt (KC)	157	3. Chris Harris (Den.)	99

CARR IS THE IRON HORSE

Ravens **CB Brandon Carr's** 165-consecutive *starts* rank as the NFL's longest active streak among defensive players, and it stands second overall among all NFL players.

NFL CONSECUTIVE GAMES STARTED / CURRENT STREAKS

Rk.	Player	Games
1.	Philip Rivers (LAC)	197
2.	Brandon Carr (Bal.)	165
3.	Glover Quin (Det.)	137
4.	Matt Ryan (Atl.)	136
5.	Patrick Peterson (Ari.)	117
	Matthew Stafford (Det.)	117
7.	Ryan Kerrigan (Was.)	116

RAVENS IRONMEN

RAVENS CONSECUTIVE GAMES PLAYED / CURRENT STREAKS

Rk.	Player	Games
1.	Sam Koch	197
2.	Justin Tucker	101
3.	Anthony Levine Sr.	85

RAVENS CONSECUTIVE GAMES PLAYED / ALL-TIME STREAKS

Rk.	Player	Games	Years
1.	Sam Koch	197	2006-present
2.	Jarret Johnson	129	2003-11
3.	Joe Flacco	122	2008-2015
4.	Peter Boulware	111	1997-2003
5.	Matt Stover	110	2002-08

BALTIMORE RAVENS MOST ALL-TIME GAMES PLAYED

Rk.	Player	Games	Years
1.	Ray Lewis	228	1996-2012
2.	Terrell Suggs	218	2003-present
3.	Matt Stover	207	1996-2008
4.	Sam Koch	197	2006-present
5.	Jonathan Ogden	177	1996-2007
6.	Ed Reed	160	2002-12
7.	Joe Flacco	159	2008-present
8.	Marshal Yanda	151	2007-present
9.	Jarret Johnson	143	2003-11
10.	Chris McAlister	135	1999-2008
	Haloti Ngata	135	2006-14
12.	Kelly Gregg	134	2001-10
13.	Mike Flynn	133	1998-2007
	Todd Heap	133	2001-10

TURNOVER MARGIN SINCE 2008

Since head coach **John Harbaugh's** 2008 Baltimore arrival, the Ravens have produced the NFL's fifth-best turnover differential. Baltimore also owns a +54 differential *at home* during this time, which ranks as the league's third-best mark.

NFL's TOP TURNOVER DIFFERENTIALS (Since 2008 / John Harbaugh Era)

Rk.	Team	Takeaways	Giveaways	Turnover Diff.
1.	New England	289	165	+124
2.	Green Bay	285	194	+91
3.	Kansas City	265	211	+54
4.	Seattle	268	219	+49
5.	Baltimore*	272	227	+45
6.	Carolina	290	248	+42
7.	Atlanta	252	215	+37

* Ravens (+17) ranked No. 1 in the NFL in 2017.

2017 TURNOVER DIFFERENTIAL

• In 2017, the Ravens' +17 turnover ratio ranked No. 1 in the NFL. Baltimore's 34 total takeaways (22 INTs & 12 FRs) also ranked No. 1 for the season.

• Baltimore's +14 turnover margin since Week 8 (final nine games) was the NFL's best mark (Chargers were second at +10).

• The Ravens' 22 interceptions ranked No. 1 in the NFL, with the Jaguars finishing second with 21.

TURNOVER TABLE SINCE 2000

Year	TA/TO	Plus/Minus	Record
2018	6/7	-1	3-2
2017	34/17	+17	9-7
2016	28/23	+5	8-8
2015	14/28	-14	5-11
2014	22/20	+2	10-6
2013	24/29	-5	8-8
2012	25/16	+9	10-6
2011	26/24	+2	12-4
2010	27/20	+7	12-4
2009	32/22	+10	9-7
2008	34/21	+13	11-5
2007	23/40	-17	5-11
2006	40/23	+17	13-3
2005	26/36	-10	6-10
2004	34/23	+11	9-7
2003	41/38	+3	10-6
2002	31/32	-1	7-9
2001	28/36	-8	10-6
2000	49/26	+23	12-4
Total	544/481	+63	169-124

RAVENS ARE...

Since 2000, here are the Ravens' records in a game:

- When turnover ratio is +2 or better 76-5
- When turnover ratio is +1 or better 111-16
- When turnover ratio is even 30-22
- When turnover ratio is negative 27-84

Note: Since 2000, the Ravens are 76-5 when posting at least a +2 turnover margin, with the only losses coming in 2010 (23-20 OT at NE), 2012 (24-23 at Phi.), 2014 (34-33 vs. SD) and 2016 (27-23 at NYG & 30-23 at NE).



THAT M&T MAGIC



AT HOME UNDER HARBAUGH

Under **John Harbaugh** (since 2008) the Ravens own the NFL's third-best home winning pct. (.744), going 61-21 at M&T Bank Stadium.

NFL'S BEST REGULAR SEASON HOME RECORDS (John Harbaugh Era / Since 2008)

Rk.	Team	Record	Pct.
1.	New England Patriots	71-12	.855
2.	Green Bay Packers	61-20-2	.747
3.	Baltimore Ravens	61-21	.744
4.	Pittsburgh Steelers	59-24	.711
5.	New Orleans Saints	57-26	.687

RAVENS DOMINATE AT HOME

Simply put, the Ravens have been dominant at home since the day they arrived in Baltimore. Below are the Ravens' respective home records and corresponding NFL rankings during several periods.

RAVENS HOME RECORDS / NFL RANKINGS

Time Period (Milestone)	Record	NFL Rank
Since 2010 (Past Eight-plus Seasons)	49-17	3
Since 2008 (John Harbaugh's Arrival)	61-21	3
Since 2000 (First Super Bowl Season)	107-39	2
Since 1998 (M&T Bank Stadium Opened)	115-47	3
Since 1996 (Team's Inception)	122-55-1	5

AT HOME, RAVENS ARE...

• Under **John Harbaugh**, the Ravens are 17-2 in September home games. The Ravens have won 20 of their past 22 home games in the month of September (dating back to 2006).

• Under Harbaugh, the Ravens are 18-3 in November home games, producing the NFL's best record. The Ravens have won 16 of their past 18 home games during the month.

• The Ravens are 16-8 at home in the month of December under Harbaugh and 36-16 in such games during their history.

• Under coach Harbaugh, the Ravens are 21-9 in home games played against AFC North foes.

• Baltimore has won 16 of its last 22 home games vs. AFC North foes.

• Baltimore has won 19 of its last 23 home games vs. NFC teams.

• The Ravens are 12-3 at home all time against teams from the *West Coast* (Oak. – 5-1, SD – 3-1, SF – 2-0 and Sea. – 2-1).

• In the Ravens' history, Baltimore has hosted 18 games when the temperature was below 40 degrees. Impressively, the Ravens are 15-3 in these contests.

TOP "D" AT HOME

Baltimore has permitted an NFL-best 16.4 ppg at home during the **John Harbaugh** Era. Under "Harbs," the Ravens are 30-0 at home when allowing 10 points or fewer. In 19 of those games, the Ravens gave up no more than 7 points.

FEWEST POINTS/GAME ALLOWED AT HOME (Since 2008)

Rk.	Team	PPG
1.	Baltimore	16.4
2.	Seattle	18.2
3.	New England	18.4

RAVENS DEFENSE AT HOME (SINCE 2008)



16.4
Points Per Game Allowed
(NFL's Fewest)



73.4
Opponent Passer Rating
(NFL's Best)



297.6
Yards Per Game Allowed
(NFL's Best)

M&T BANK STADIUM FAST FACTS

✓ Dating back to 2008, the Ravens have outscored opponents 2,062 to 1,344 at home. In their 61 wins during this span, the margin of victory has been a strong 14.5 points per game.

✓ In the 47-3 Week 1 win over Buffalo, Baltimore allowed 3 or fewer points at home for the fifth time under John Harbaugh.

QUITE THE HOME HISTORY

The Ravens' "D" has been stout at home for many seasons. Since 2003, Baltimore ranks first in fewest points allowed per game (16.3) among home teams. The Ravens have also registered the top mark in terms of fewest yards allowed per game (292.0).

BEST NFL DEFENSES AT HOME / SINCE 2003

TOTAL DEFENSE (Fewest Yards Allowed)	POINTS PER GAME (Fewest Allowed)
1. Baltimore 292.0	1. Baltimore 16.3
2. Pittsburgh 299.5	2. New England 17.1
3. NY Jets 307.0	3. Seattle 17.9
INTERCEPTIONS (Most in NFL)	SACKS (Most in NFL)
1. Baltimore 153	1. Minnesota 334
2. Cincinnati 150	2. Baltimore 329
3. Green Bay 149	3. Pittsburgh 321
New England 149	4. Seattle 316



ALL-TIME RESULTS / TRENDS

RAVENS ALL-TIME RECORDS

	<u>Overall Record</u>	<u>Home</u>	<u>Away</u>
Overall	193-163-1	122-55-1	71-108
In M&T Bank Stadium (since 1998)	115-47	115-47	n/a
Coached by Ted Marchibroda	16-31-1	11-12-1	5-19
Coached by Brian Billick	80-64	50-22	30-42
Coached by John Harbaugh	97-68	61-21	36-47
vs. AFC Teams	150-127	95-49	55-78
vs. AFC North	56-43	33-15	23-28
vs. AFC Central (1996-2001)	26-28	13-14	13-14
vs. AFC East	23-21	17-5	6-16
vs. AFC South	17-17	12-5	5-12
vs. AFC West	24-18	16-7	8-11
vs. NFC Teams	48-37-1	32-9-1	16-28
vs. NFC North	8-8	6-2	2-6
vs. NFC Central (1996-2001)	3-5	3-1	0-4
vs. NFC East	13-9-1	8-2-1	5-7
vs. NFC South	10-6	5-3	5-3
vs. NFC West	14-9	10-1	4-8
On Monday Night Football	12-11	5-2	7-9
On Thursday Night Football	7-5	6-1	1-4
On Saturday	3-1	2-0	1-1
In Overtime	12-12-1	7-4-1	5-8
Ravens Shutout Wins	13-0	6-0	7-0
In Season Openers	12-11	8-4	4-7
Indoors	6-15	n/a	6-15
Note: Baltimore has played in Houston's Reliant/NRG Stadium five times (3-2), Indy's Lucas Oil Stadium twice (0-2) and Dallas' Texas Stadium once (1-0). Three of those games at Reliant Stadium (12/13/10, 10/21/12 & 12/21/14) came when the roof was closed, meaning those games were "indoors," while the other games listed are considered "outdoors" due to open roofs.			
In August	0-1	0-1	0-0
In September	48-30	31-7	17-23
In October	35-50	19-19	16-31
In November	55-38-1	33-12-1	22-26
In December	50-40	36-16	14-24
In January	5-4	3-0	2-4

RAVENS RESULTS WHEN...

<u>Team</u>	<u>Since 2000</u>	<u>Since 2008</u>	<u>2018</u>
Record	169-124	97-68	3-2
vs. AFC North (since 2002)	56-43	38-25	1-2
vs. AFC	128-94	74-51	3-2
vs. NFC	41-30	23-17	0-0
Home	107-39	62-21	2-0
Away	62-85	36-47	1-2
On grass	79-66	41-30	3-1
Artificial turf	90-58	56-38	0-1
Outdoors	164-112	91-60	3-2
Indoors	5-12	4-7	0-0
September	40-23	25-12	3-1
October	32-39	16-23	0-1
November	50-26	30-12	0-0
December	42-33	23-19	0-0
January	5-3	3-2	0-0
Leading at halftime	132-23	77-17	2-0
Trailing at halftime	27-88	14-46	0-2
Tied at halftime	10-13	6-5	1-0
Tied after 3 quarters	3-6	1-2	0-0
Leading After 3 quarters	144-17	86-15	3-0
Trailing after 3 quarters	23-100	10-54	0-2
Decided by 7 points or less	70-68	39-44	0-1
Decided by 3 points or less	39-39	23-25	0-1
When scoring first	118-36	72-21	2-1
When not scoring first	52-88	25-47	1-1
Positive or even turnover ratio	142-39	78-27	3-0
Negative turnover ratio	27-85	19-41	0-2
Winning penalty ratio	77-51	46-25	2-2
Losing penalty ratio	80-63	43-35	1-0
Overtime	9-10	6-7	0-1
When returning a KOR for a TD	5-3	5-2	0-0
When returning a PR for a TD	8-3	4-1	0-0

<u>Offense</u>	<u>Since 2000</u>	<u>Since 2008</u>	<u>2018</u>
Scoring 20 or more points	131-44	30-29	3-1
Scoring 30 or more points	56-7	36-5	1-0
Having 20 or more first downs	76-47	54-28	3-2
Totaling 350 or more net yards	76-40	51-25	2-2
At least 35 minutes time of poss.	43-7	23-5	2-0
Rushing for 150 or more yards	53-14	28-6	0-0
When not throwing an INT	94-20	56-13	2-0
With a 100-yard rusher	52-21	24-8	0-0
Without a 100-yard rusher	117-103	73-60	3-2
With a 100-yard receiver	38-22	25-15	1-0
Without a 100-yard receiver	131-102	72-53	2-2
With a 300-yard passer	22-19	19-14	1-1
Without a 300-yard passer	147-105	78-54	2-1
<u>Defense</u>	<u>Since 2000</u>	<u>Since 2008</u>	<u>2018</u>
When scoring a defensive TD	42-7	20-5	0-0
When returning an INT for a TD	33-3	15-2	0-0
When returning a fumble for a TD	9-4	5-3	0-0
Recording 3 or more sacks	92-38	46-24	2-1
Holding opp. under 250 net yards	49-6	33-6	1-0
Holding opp. under 21 points	136-36	80-15	3-1
Holding opp. under 15 points	107-16	59-7	3-1
Allowing a 100-yard rusher	17-27	10-16	0-0
Not allowing a 100-yard rusher	151-98	87-52	3-2
Allowing a 100-yard receiver	35-39	18-23	0-0
Not allowing a 100-yard receiver	135-84	79-45	3-2
Allowing a 300-yard passer	22-26	14-18	0-1
Not allowing a 300-yard passer	146-98	83-50	3-1

JOE FLACCO NOTES



THE FRANCHISE QUARTERBACK

5 FLACCO

11TH SEASON

SUPER BOWL
XLVII MVP

6-6, 245
QUARTERBACK

QB Joe Flacco is the Ravens' all-time leading passer in every major category. Flacco, who led Baltimore to a Super Bowl XLVII victory in 2012 (and earned game MVP honors), is in his 11th NFL season. In Week 4 at Pittsburgh, he was 28-of-42 for 363 yards, 2 TDs and 0 INTs (109.5 rating). In five games this season, Flacco has completed 139 of 227 passes (61.2%) for 1,550 yards, 8 TDs and 3 INTs (87.8 rating).

RAVENS CAREER PASSING LEADERS

Rk.	Player	G	Att	Cmp	Pct	Yards	TDs	INTs	Rate
1.	Joe Flacco	159	5,518	3,406	61.7	37,330	208	133	84.2
2.	Kyle Boller	53	1,311	746	56.9	7,846	45	44	71.9
3.	V. Testaverde	29	1,019	596	58.5	7,148	51	34	82.8

PLAYOFF PERFECTION

Super Bowl XLVII MVP QB Joe Flacco was masterful during the Ravens' 2012 playoff run, completing 73 of 126 passes for 1,140 yards, 11 TDs and 0 INTs to produce a 117.2 passer rating. Flacco joined Hall of Fame QB Joe Montana (1989) as the only players to produce 11 TDs and 0 INTs during an NFL postseason.

JOE FLACCO STATISTICS / 2012 PLAYOFFS

Game (Opp./Rd.)	Cmp-Att	Pct.	Yards	TDs	INTs	Rate
1/06/13 vs. Ind. (WC)	12-23	52.2	282	2	0	125.6
1/12/13 at Den. (Div.)	18-34	52.9	331	3	0	116.2
1/20/13 at NE (AFC)	21-36	58.3	240	3	0	106.3
2/03/13 at SF (SB)	22-33	66.6	287	3	0	124.2
Totals (Record: 4-0)	73-126	57.9	1,140	11	0	117.2

FLACCO POSTSEASON QUICK HITS

- ✓ Flacco, Joe Montana (1989) and Kurt Warner (2008) are the only QBs in NFL history to throw 11 TDs in a single postseason. Neither Flacco nor Montana threw an INT.
- ✓ In the Ravens' last 10 playoff games (since the 2010 season), Flacco is 196-of-327 for 2,563 yards, 24 TDs and 4 INTs (104.1 rating). He has led the Ravens to a 7-3 record in these contests.
- ✓ In Baltimore's last six playoff games (5-1 record), Flacco has thrown 17 TDs and 2 INTs. Completing 119 of 200 passes for 1,691 yards, he owns a magnificent 111.1 QB rating.
- ✓ Flacco has thrown at least 2 TDs in eight-straight playoff games, marking the longest streak in NFL postseason history.

QUARTERBACK WINS

MOST TOTAL WINS BY QBs

(Includes Playoffs / Since 2008)

Rk.	Player	Record
1.	Tom Brady	126-40
2.	Ben Roethlisberger	106-55-1
3.	Joe Flacco	105-69
	Drew Brees	105-68
	Aaron Rodgers	105-57-1

MOST REGULAR SEASON WINS BY QBs

(First SEVEN Seasons / NFL History)

Rk.	Player	Wins
1.	Joe Flacco (2008-14)	72
2.	Tom Brady (2000-06)	70
3.	Ben Roethlisberger (2004-10)	69

MOST REGULAR SEASON WINS BY QBs

(First EIGHT Seasons / NFL History)

Rk.	Player	Wins
1.	Tom Brady (2000-07)	86
2.	Ben Roethlisberger (2004-11)	80
	Peyton Manning (1998-2005)	80
4.	Jim Kelly (1986-93)	76
5.	Joe Flacco (2008-15)	75

MOST REGULAR SEASON WINS BY QBs

(First NINE Seasons / NFL History)

Rk.	Player	Wins
1.	Peyton Manning (1998-2006)	92
2.	Tom Brady (2000-08)	87
	Ben Roethlisberger (2004-12)	87
4.	Matt Ryan (2008-16)	85
5.	Joe Flacco (2008-16)	83
	Jim Kelly (1986-94)	83

QB PLAYOFF VICTORIES

PLAYOFF WINS (ACTIVE QBs / SINCE 2008)

1.	Tom Brady	13
2.	Joe Flacco	10
3.	Aaron Rodgers	9
4.	Ben Roethlisberger	8
	Russell Wilson	8

ROAD PLAYOFF WINS (By QBs / NFL HISTORY)

1.	Joe Flacco	7
2.	E. Manning, A. Rodgers	5
	B. Roethlisberger	5
5.	L. Dawson, J. Delhomme	4
	M. Sanchez, R. Staubach	4

QB/HC DUOS

MOST REGULAR SEASON STARTS BY A QUARTERBACK / ENTIRE CAREER WITH SAME HEAD COACH (NFL History)

Rk.	Quarterback/Head Coach (Years)	Starts
1.	Tom Brady/Bill Belichick (2001-present)	256
2.	Joe Flacco/John Harbaugh (2008-present)	159
3.	Terry Bradshaw/Chuck Knoll (1970-83)	158



JOE FLACCO NOTES

JOE'S RAVENS PASSING RECORDS

300-YARD PASSING GAMES (Ravens Single Seasons)

Rk.	Player (Year)	Games
1.	Joe Flacco (2015)	5
	Joe Flacco (2014)	5
	Joe Flacco (2012)	5
	Vinny Testaverde (1996)	5
5.	Joe Flacco (2016, 2011)	4

300-YARD PASSING GAMES (Ravens Career History)

Rk.	Player (Year)	Games
1.	Joe Flacco (2008-18)	32
2.	Vinny Testaverde (1996-97)	8
3.	Steve McNair (2006-07)	2
	Jeff Blake (2002)	2
	Eric Zeier (1996-97)	2

MOST PASSES WITHOUT AN INT (Ravens History)

Rk.	Player (Year)	Passes
1.	Joe Flacco (2016)	176
2.	Eric Zeier (1997-98)	175
3.	Steve McNair (2006)	162
4.	Joe Flacco (2010)	137
5.	Joe Flacco (2014, 2012)	126

MORE RAVENS RECORDS

RAVENS SINGLE-GAME PASSING YARDS

Yards	Player	(Opp./Date)
429	Vinny Testaverde	vs. STL, 10/27/96
389	Joe Flacco	at STL, 9/25/11
385	Joe Flacco	at Min., 10/18/09
384	Joe Flacco	at Oak., 9/20/15
382	Joe Flacco	vs. NE, 9/23/12

RAVENS SINGLE-SEASON PASSING YARDS

Rk.	Player (Year)	Cmp-Att	Pct.	Yards	TD	INT	Rate
1.	Joe Flacco ('16)	436-672	64.9	4,317	20	15	83.5
2.	V. Testaverde ('96)	325-549	59.2	4,177	33	19	88.7
3.	Joe Flacco ('14)	344-554	62.0	3,986	27	12	91.0
4.	Joe Flacco ('13)	362-614	59.0	3,912	19	22	73.1
5.	Joe Flacco ('12)	317-531	59.7	3,817	22	10	87.7

1,550 — Passing yards for Flacco this season, ranking as the most through the first five games of his career. (In 2012, he posted 1,456.)

4,960 — Passing yards Flacco is on pace to produce this season, which would shatter his career high of 4,317 from 2016.

QUARTERBACK IRONMAN

Prior to his knee injury in 2015, QB Joe Flacco made 122-straight regular season starts, the sixth-longest streak in NFL history.

MOST CONSECUTIVE STARTS / QUARTERBACKS / NFL HISTORY

Rk.	Player (Years)	Games
1.	Brett Favre (1992-2010)	297
2.	Eli Manning (2004-17)	210
3.	Peyton Manning (1998-2011)	208
4.	Philip Rivers (2006-present)	197
5.	Matt Ryan (2009-present)	136
6.	Joe Flacco (2008-15)	122

RAVENS RECORD & FLACCO...

With 300 passing yards	19-13	vs. AFC North	36-24
With 3-or-more TD passes	14-3	vs. AFC	72-48
When not throwing an INT	57-14	vs. NFC	23-16
With at least 4 comps. 25+ yards	9-4	In September	25-12
With at least a 100 QB rating	42-6	In October	16-23
With at least a 110 QB rating	23-3	In November	29-12
When not sacked	18-6	In December/January	25-17
Playing in < 40 degree weather	12-8	In season's final four games	22-14

GAME-WINNING DRIVES: 26 (24 REGULAR SEASON & 2 PLAYOFFS)

GAME-WINNING DRIVES IN FOURTH QUARTER OR OVERTIME (26 TOTAL)

Date/Opp.	Drive Length	Scoring Play	Time Left	Score
11/02/08 at Cle.	5 plays, 59 yards in 1:54	Stover 22-yard field goal	5:36	30-27
01/10/09 at Ten. (Div.)	9 plays, 51 yards in 3:30	Stover 43-yard field goal	0:53	13-10
09/13/09 vs. KC	8 plays, 74 yards in 3:15	Clayton 31-yard pass from Flacco	2:06	38-24
11/29/09 vs. Pit.	6 plays, 17 yards in 3:23	Cundiff 29-yard field goal	6:42 (OT)	20-17
09/26/10 vs. Cle.	10 plays, 69 yards in 5:41	Boldin 27-yard pass from Flacco	9:13	21-17
10/03/10 at Pit.	4 plays, 40 yards in 0:36	Houshmandzadeh 18-yard pass from Flacco	0:32	17-14
10/24/10 vs. Buf.	4 plays, 9 yards in 1:58	Cundiff 38-yard field goal	10:54 (OT)	37-34
12/19/10 vs. NO	5 plays, 66 yards in 1:31	Cundiff 32-yard field goal	10:03	27-24 (30-24 final)
10/30/11 vs. Ari.	5 plays, 37 yards in 0:52	Cundiff 25-yard field goal	0:00	30-27
11/06/11 at Pit.	13 plays, 92 yards in 2:16	T. Smith 26-yard pass from Flacco	0:08	23-20
11/24/11 vs. SF	16 plays, 76 yards in 7:34	Pitta 8-yard pass from Flacco	14:56	13-6 (16-6 final)
09/23/12 vs. NE	7 plays, 70 yards in 1:55	Tucker 27-yard field goal	0:00	31-30
11/04/12 at Cle.	9 plays, 81 yards in 4:22	T. Smith 19-yard pass from Flacco	4:26	22-15 (25-15 final)
11/25/12 at SD	12 plays, 40 yards in 3:09	Tucker 38-yard field goal	0:00	13-13
	12 plays, 69 yards in 3:49	Tucker 38-yard field goal	1:07 (OT)	16-13
01/12/13 at Den. (Div.)	3 plays, 77 yards in :38	J. Jones 70-yard pass from Flacco	0:31	35-35
	6 plays, 16 yards in 2:33	Tucker 47-yard field goal	13:18 (2OT)	38-35
10/06/13 at Mia.	7 plays, 34 yards in 2:25	Tucker 44-yard field goal	1:42	26-23
11/10/13 vs. Cin.	8 plays, 28 yards in 4:34	Tucker 46-yard field goal	5:27 (OT)	20-17
12/08/13 vs. Min.	5 plays, 80 yards in 0:41	M. Brown 9-yard pass from Flacco	0:04	29-26
12/16/13 at Det.	7 plays, 24 yards in 1:43	Tucker 61-yard field goal	0:38	18-16
09/21/14 at Cle.	6 plays, 37 yards in 1:58	Tucker 32-yard field goal	0:00	23-21
12/28/14 vs. Cle.	2 plays, 69 yards in :50	T. Smith 16-yard pass from Flacco	7:33	13-10 (20-10 final)
10/01/15 at Pit.	7 plays, 45 yards in :58	J. Tucker 42-yard field goal	0:03	20-20
	8 plays, 32 yards in 4:33	J. Tucker 52-yard field goal	5:08 (OT)	23-20
11/01/15 vs. SD	9 plays, 59 yards in 2:27	J. Tucker 39-yard field goal	0:00	29-26
11/22/15 vs. STL	5 plays, 12 yards in :54	J. Tucker 47-yard field goal	0:00	16-13
09/18/16 at Cle.	5 plays, 27 yards in 2:35	J. Tucker 49-yard field goal	11:19	22-20 (25-20 final)
09/25/16 at Jax.	8 plays, 22 yards in 1:57	J. Tucker 54-yard field goal	1:02	19-17

TERRELL SUGGS NOTES



55 SUGGS
16TH SEASON
7 PRO BOWLS
2011 NFL DPOY
6-3, 265
OUTSIDE LINEBACKER

SUGGS SIZZLES

OLB Terrell Suggs, the 2011 Defensive Player of the Year and Ravens' all-time sacks leader (129), produced a team-high 11 sacks (his seventh year with double-digit totals) during the 2017 campaign, earning his seventh Pro Bowl honor. "Sizzle" also ranks No. 2 in career Ravens tackles (919).

RAVENS ALL-TIME SACKS

Rk.	Player (Years)	Sacks
1.	Terrell Suggs (2003-18)	129.0
2.	Peter Boulware (1997-2005)	70.0
3.	Michael McCrary (1997-2002)	51.0
4.	Ray Lewis (1996-2012)	41.5
5.	Adalius Thomas (2000-06)	38.5

RAVENS ALL-TIME TACKLES

Rk.	Player (Years)	Tackles
1.	Ray Lewis (1996-2012)	2,643
2.	Terrell Suggs (2003-18)	919
3.	Kelly Gregg (2001-10)	721
4.	Ed Reed (2002-12)	661
5.	Haloti Ngata (2006-14)	528

*"It's a no-brainer. He's such a phenomenal football player and leader. Everything he brings to the game of football is special."
 – Ben Roethlisberger, Steelers QB, on if Terrell Suggs should be a Hall of Fame player*

SUGGS' STANDINGS

SUGGS' CAREER SACKS (Most vs. a Single Team)

1. Cleveland Browns 19
2. Pittsburgh Steelers 15
3. Cincinnati Bengals 12.5
4. Miami Dolphins 8.5

Note: Including playoffs, Suggs has totaled 20 sacks vs. Pittsburgh.

RAVENS SACKS LEADERS (2018 Season)

1. **Terrell Suggs** **3.5**
2. Za'Darius Smith 2.5
3. Tim Williams 2
- Tavon Young 2
5. Kenny Young 1.5
6. Three Players 1

RAVENS SACKS LEADERS (Single-Season Records)

1. Elvis Dumervil (2014) 17
2. Peter Boulware (2001) 15
3. Michael McCrary (1998) .. 14.5
4. **Terrell Suggs (2011)** **14**
5. Trevor Pryce (2006) 13
6. **Terrell Suggs (2014, 2003)** .. **12**

RAVENS FORCED FUMBLES (Career Leaders)

1. **Terrell Suggs** **37**
2. Ray Lewis 20
3. Adalius Thomas 17
4. Peter Boulware 13
5. Ed Reed 11
6. Jarret Johnson 9

ALL-TIME NFL SACK LEADERS

OLB Terrell Suggs' 129 career sacks rank second among active players and stand as the 15th most in NFL history.

NFL SACKS LEADERS / ALL TIME

Rk.	Player	Sacks
1.	Bruce Smith*	200.0
2.	Reggie White*	198.0
3.	Kevin Greene*	160.0
4.	Julius Peppers (active) ..	154.5
5.	Chris Doleman*	150.5
6.	Michael Strahan*.....	141.5
7.	Jason Taylor*	139.5
8.	DeMarcus Ware.....	138.5
9.	Richard Dent*	137.5
	John Randle*	137.5
11.	Jared Allen	136.0
12.	John Abraham	133.5
13.	Leslie O'Neal	132.5
	Lawrence Taylor*.....	132.5
15.	Terrell Suggs (active) ..	129.0
16.	Rickey Jackson*	128.0
17.	Derrick Thomas*	126.5

* Pro Football Hall of Famer



Suggs' Career Sacks
(15th All Time)



Defenders w/ Most Sacks for a Franchise

Bruce Smith (Buf.).....	171
Michael Strahan (NYG) ...	141.5
Lawrence Taylor (NYG)....	132.5
Jason Taylor (Mia.).....	131
Terrell Suggs (Bal.)	129

A PLAYOFF PERFORMER

OLB Terrell Suggs has posted 12.5 sacks in the playoffs, producing a mark that ranks third in all-time NFL postseason history.

NFL POSTSEASON SACKS LEADERS / ALL TIME

Rk.	Player	Sacks	Yards
1.	Willie McGinest	16.0	113.5
2.	Bruce Smith	14.5	109.5
3.	Terrell Suggs	12.5	79.0

VETERAN DEFENDERS

MOST REGULAR SEASON GAMES PLAYED (Active NFL Defenders)

Rk.	Player (Year Entered NFL)	Games
1.	DE Julius Peppers (2002)	254
2.	OLB Terrell Suggs (2003)	218
3.	S Mike Adams (2004)	210

SUGGS A STRIP-SACK ARTIST

MOST CAREER STRIP-SACKS (Active NFL Defenders)

Rk.	Players	Strip-Sacks
1.	Julius Peppers (Car.)	37
2.	Terrell Suggs (Bal.)	31

Note: Suggs tallied 4 strip-sacks in 2017.

✓ *The Ravens are 74-31 all time when Suggs records at least a half-sack, 20-1 when he tallies 2-or-more sacks and 5-0 when he has 3 sacks.*

✓ *Suggs is the only active NFL player with 900 tackles, 100 sacks & 30 FFs.*



C.J. MOSLEY NOTES

MOSLEY MANS THE MIDDLE

NFL DEFENDERS W/ 475 TACKLES, 8 INTs & 8 SACKS
(Since 2014)

Player (Team)	Tackles	INTs	Sacks
Luke Kuechly (Car.)	527	10	8.5
C.J. Mosley (Bal.)	491	8	8.0



57 MOSLEY
5TH SEASON
3 PRO BOWLS
6-2, 250
INSIDE LINEBACKER

C.J.'s STOPS

LB C.J. Mosley, Baltimore's 2014 first-round draft pick and a three-time Pro Bowler (including in 2017), owns the NFL's fifth-most total tackles (482) over the past five seasons.

NFL'S TACKLE LEADERS (Since 2014)

Rk.	Player (Team)	Tackles
1.	Bobby Wagner (Sea.)	545
2.	Luke Kuechly (Car.)	527
3.	Preston Brown (Cin.)	517
4.	Lavonte David (TB)	515
5.	C.J. Mosley (Bal.)	491
6.	Telvin Smith (Jax.)	486
7.	Demario Davis (NO)	481
8.	K.J. Wright (Sea.)	456
9.	Lawrence Timmons (FA)	449
10.	Christian Kirksey (Cle.)	431

A TACKLE MACHINE

In 2017, three-time Pro Bowler LB C.J. Mosley ranked eighth in the NFL in total tackles (132). He tallied 11 TFL, 2 INTs (1 for a 63-yard TD), 1 sack, 3 FRs and 3 FFs to earn All-Star honors.

NFL'S TACKLES LEADERS / 2017 SEASON

Rk.	Player	Total Tackles	Solo
1.	Preston Brown (Buf.)	144	84
2.	Blake Martinez (GB)	142	94
	Joe Schobert (Cle.)	142	85
4.	Deion Jones (Atl.)	138	91
	Christian Kirksey (Cle.)	138	86
6.	Demario Davis (NYJ)	135	97
7.	Bobby Wagner (Sea.)	133	97
8.	C.J. Mosley (Bal.)	132	96

MOSLEY QUICK HITS

- ✓ In 2017, LB C.J. Mosley tallied 132 total tackles, 11 TFL, 2 INTs (1 for a 63-yard TD), 1 sack, 3 FRs and 3 FFs to earn his third Pro Bowl honor.
- ✓ Mosley was the NFL's only player with at least 125 tackles, 3 sacks and 2 INTs in 2014, when he finished second to DT Aaron Donald in the 2014 NFL Defensive Rookie of the Year voting.
- ✓ Mosley (2014), Daryl Smith (2013) & Ray Lewis (1998, 1999, 2000 & 2001) are the only Raven defenders to register at least 115 tackles, 3 sacks and 2 INTs in a single season.
- ✓ Mosley is the first-ever Ravens rookie to earn Pro Bowl honors (2014).



Total Tackles
NFL's 5th Most
Since 2014



Total Tackles
Ravens Most in 2017
(Eighth in NFL)



2017 NFL Defenders
w/ 120 tackles, 10 TFL, 2 INTs & 1 sack
(Mosley, Deion Jones & Bobby Wagner)



NFL Defender (Mosley)
since 2014 w/ 475 tackles,
35 TFL, 8 sacks & 8 INTs

'BACKER THEFTS

LB C.J. Mosley has produced the NFL's second-most INTs by a linebacker (8) since he entered the NFL in 2014. Mosley had 2 thefts in 2017, including a 63-yard pick-6 in Week 8 vs. the Dolphins.

INTS / LBS / Since 2014

1.	Luke Kuechly (Car.)	10
2.	C.J. Mosley (Bal.)	8
3.	Thomas Davis (Car.)	7
	Deion Jones (Atl.)	7
	Jordan Hicks (Phi.)	7
	Ryan Shazier (Pit.)	7
	Telvin Smith (Jax.)	7

INTS / RAVENS LINEBACKERS (All-Time Career Leaders)

1.	Ray Lewis	31
2.	C.J. Mosley	8
3.	Terrell Suggs	7
4.	Adalius Thomas	6
5.	Daryl Smith	5

INTS / RAVENS LINEBACKERS (Single-Season History)

1.	Ray Lewis (2003)	6
2.	C.J. Mosley (2016)	4
3.	Zachary Orr (2016)	3
	Ray Lewis (3 times)	3
	Daryl Smith (2013)	3



CRABTREE, BROWN & SNEAD IV NOTES

TOUCHDOWN TRIOS

In Week 1's 47-3 win over Buffalo, three Ravens wideouts (**John Brown**, **Michael Crabtree** & **Willie Snead IV**) each caught a touchdown. It marked just the fifth time in franchise history (and first since 2014) that such a feat was accomplished.

GAMES WITH A TD CATCH BY THREE DIFFERENT RECEIVERS (Ravens History)

- 9/9/18 vs. Buf. – Ravens 47, Bills 3**
 - John Brown, Michael Crabtree, Willie Snead IV
- 10/12/14 at TB – Ravens 48, Bucs 17**
 - Kamar Aiken, Michael Campanaro, Torrey Smith, Steve Smith Sr.
- 12/5/99 vs. Ten. – Ravens 41, Titans 14**
 - Justin Armour, Jermaine Lewis, Patrick Johnson
- 11/1/98 vs. Jax. – Jaguars 45, Ravens 19**
 - Patrick Johnson, Jermaine Lewis, Floyd Turner
- 10/27/96 vs. STL – Ravens 37, Rams 31**
 - Derrick Alexander, Michael Jackson, Floyd Turner



5
Consecutive Games
w/ a 25+ Yard Catch
for Brown

83 SNEAD IV
4TH SEASON
5-11, 205
WIDE RECEIVER



13 BROWN
5TH SEASON
5-11, 178
WIDE RECEIVER

RAVENS NEW WIDEOUTS

Through five games, **WR John Brown** leads Baltimore with 396 receiving yards and 3 TDs on 19 catches. His 20.8 ypc average ranks third best in the NFL. **WR Willie Snead IV** ranks second on the team with 253 receiving yards and 1 TD on 23 catches (also second). An impressive 17 of his catches have earned first downs.

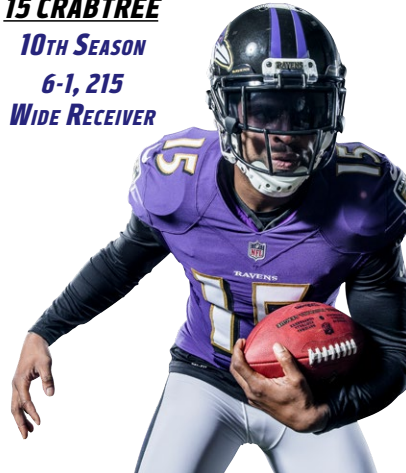
NFL YARDS-PER-CATCH AVERAGE / 2018 SEASON

Rk.	Player	Rec.	Yards	Avg.	LG	TDs
1.	DeSean Jackson (TB)	17	424	24.9	75t	3
2.	Robby Anderson (NYJ)	11	231	21.0	76t	3
3.	John Brown (Bal.)	19	396	20.8	71	3
4.	Jesse James (Pit.)	12	248	20.7	46	1
5.	O.J. Howard (TB)	11	222	20.2	75t	1

Quick Hit:

- John Brown and DeSean Jackson are the only NFL players with at least 15 catches, 350 receiving yards, a 20.0 YPC average and 3 TDs.

15 CRABTREE
10TH SEASON
6-1, 215
WIDE RECEIVER



Ravens Team-High
Receptions in 2018



Career Catches
One of Nine Active
Players to Reach 600

SCORING THREAT

MOST NFL RECEIVING TOUCHDOWNS (Since 2015)

Rk.	Player (Team)	TDs
1.	Antonio Brown (Pit.)	36
2.	DeAndre Hopkins (Hou.)	30
3.	Doug Baldwin (Sea.)	29
4.	Davante Adams (GB)	27
	A.J. Green (Cin.)	27
	Odell Beckham Jr. (NYG)	27
7.	Michael Crabtree (Bal.)	26



NFL Players
Crabtree & Antonio Brown
to record at least 8 TD
catches in each of the past
three full seasons (2015-17)

KING CRAB NOTES

WR Michael Crabtree, a 10-year NFL veteran, signed with the Ravens as a free agent this past spring. Through five games, he has tallied a team-high 24 catches for 250 yards and 1 TD. Here are several career fast facts about the standout wideout:

- Crabtree has produced at least 8 receiving TDs in a season four times, including in each of the past three years (9 – 2015, 8 – 2016 & 8 – 2017).
- His 25 receiving TDs since 2015 (see chart above) rank as the NFL's seventh most.
- Crabtree and Steelers WR Antonio Brown are the only NFL players to post at least 8 TD catches in each of the past three full seasons.
- Crabtree has totaled at least 85 catches in a season three times, with a career-high 89 during the 2016 campaign (earned Pro Bowl alternate honors).
- He has twice surpassed 1,000 receiving yards, tallying a career-high 1,105 (on 85 receptions) in 2012.

RED ZONE & TD FAST FACTS

- ✓ When Crabtree scores at least 1 receiving TD, his team has produced a 29-12-1 record. When he has 2 TDs, they are 6-2.
- ✓ Of Crabtree's 52 career receiving TDs, 26 have come in the red zone.
- ✓ Since 2015, 14 of Crabtree's 26 receiving TDs occurred in the red zone.



YANDA, B. WILLIAMS & JUDON NOTES



STANDING GUARD

73 YANDA
12TH SEASON
6 Pro Bowls
6-3, 305
GUARD

G Marshal Yanda, considered one of the greatest players to ever wear a Ravens uniform and an elite NFL lineman, has been to six-career Pro Bowls, which stand fifth in franchise history. In Week 1 vs. Buffalo, he helped the Ravens post the third-largest margin of victory (+44) in team history in a 47-3 win.

MOST PRO BOWLS (Ravens History)	
LB Ray Lewis	13
T Jonathan Ogden	11
S Ed Reed	9
OLB Terrell Suggs	7
G Marshal Yanda	6



Career Pro Bowls tied for second most among active O-linemen


“Only the elite of the elite guards earn serious Hall of Fame consideration. Yanda belongs in that realm.”
– Childs Walker, *The Baltimore Sun*

PERENNIAL PRO BOWLER


- ✓ 2016 marked the sixth-straight Pro Bowl invitation for **G Marshal Yanda**, who was drafted (third round) by the Ravens in 2007.
- ✓ The 12-year veteran has played in 151 games (140 starts) during his career, ranking as the second-most games played among offensive linemen in Ravens history (Jonathan Ogden – 177).
- ✓ Prior to the 2015 campaign, Ravens’ season ticket holders voted Yanda as one of the Top 10 players in the franchise’s 20-year existence.

MOST PRO BOWL SELECTIONS (Active NFL Offensive Linemen)

Rk.	Player (Team)	Pro Bowls
1.	T Jason Peters (Phi.)	9
2.	G Marshal Yanda (Bal.)	6
	C Maurkice Pouncey (Pit.)	6
	T Joe Staley (SF)	6
	T Trent Williams (Was.)	6



3.86
Ravens Opp. Rush Avg. w/ Williams as a Starter (NFL’s 4th best since ‘14)



5
Ravens 2018 Run Defense Ranking (88.4 Rush YPG Allowed)



98 WILLIAMS
6TH SEASON
6-1, 336
DEFENSIVE TACKLE

WILLIAMS ANCHORS RUN “D”

DT **Brandon Williams** is one of the NFL’s top D-linemen, helping Baltimore regularly produce a dominant run defense. Dating back to 2014, when Williams became a full-time starter, Baltimore has been especially stout against opposing ground games.

RUSHING YPG ALLOWED (Since 2014)	RUSHING YPG ALLOWED (2018 Season)
1. Carolina Panthers 95.0	1. Chicago Bears 64.0
2. Seattle Seahawks 95.1	2. Philadelphia Eagles . . . 66.4
3. Baltimore Ravens 97.5	3. New Orleans Saints . . . 79.5
4. New York Jets 98.8	4. Tampa Bay Bucs. 87.8
5. Denver Broncos 98.9	5. Baltimore Ravens 88.4



1
AFC Def. POW Award
2017 Week 11 vs. GB



8
Sacks in 2017
Second on the Team



17
Tackles for Loss
2017: Most on Team & Tied for Fourth in NFL



99 JUDON
3RD SEASON
6-3, 261
OLB

ALL-AROUND DEFENDER

NFL DEFENDERS / 2017 SEASON (w/ at Least 55 Tackles, 15 TFL, 5 Sacks, 2 FFs & 1 FR)

Defender	Tackles	TFL	Sacks	FFs	FRs
Matthew Judon (Bal.)	58	17	8.0	2	1
Jadeveon Clowney (Hou.)	59	21	9.5	2	2
Von Miller (Den.)	57	17	10.0	2	1

Note: Judon’s 17 TFL rank fourth in a Ravens’ single season since the stat began being tracked in 2008. The record is 20 set by OLB Terrell Suggs in 2011, while Suggs also had 19 (2008) & 18 (2010).



JEFFERSON, HUMPHREY & CARR NOTES



DROPPIN' FOR LOSS

23 JEFFERSON
6TH SEASON
5-11, 211
SAFETY

Since 2015, **S Tony Jefferson** leads the NFL in tackles for loss by a DB, with 27 such stops, including 7 in his first year (2017) with the Ravens. While with Arizona in 2016, his 13 TFL led all NFL defensive backs. The 13 stops also rank as the NFL's most by a DB in a season since the stat began being tracked in 2008.

MOST TACKLES FOR LOSS / NFL DEFENSIVE BACKS / SINCE 2015

Rk.	Player	Tackles for Loss
1.	Tony Jefferson (Bal.)	27
2.	Reshad Jones (Mia.)	21
	Tyrann Mathieu (Hou.)	21
4.	Malcolm Jenkins (Phi.)	19
	Kenny Vaccaro (Ten.)	19

"No disrespect to any of the guys I've played with, but it's nice not to have to explain why I do certain things or why I'm doing this in this coverage. From Day One, [Jefferson] already had a feel for how I play and how to work off me. ... It frees me up a lot more mentally. I don't have to tell him after each play why I did this or, before the snap, say, 'Let's do this.' He already knows. That is just light years ahead of most guys I've played with. I've loved every guy I've played with, but he's just on another level."

– Eric Weddle, Ravens Safety



3
TACKLES FOR LOSS
Second (tied) Among
NFL Safeties in 2018



27
TACKLES FOR LOSS
Most Among NFL
Safeties since 2015



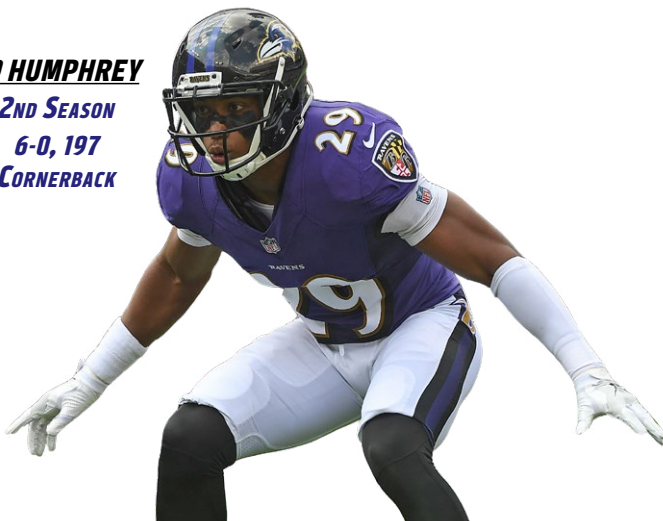
278
TOTAL TACKLES
Fifth Among NFL
DBs since 2015

JEFFERSON MAKES HIS MARK

MOST SINGLE-SEASON TACKLES FOR LOSS / NFL DBs / SINCE 2008

Rk.	Player	Year	Tackles for Loss
1.	Tony Jefferson (Ari.)	2016	13
2.	Antoine Winfield (Min.)	2008	12
3.	Six Players	n/a	11

29 HUMPHREY
2ND SEASON
6-0, 197
CORNERBACK



MARLON IN LOCKDOWN MODE

16

Overall pick **CB Marlon Humphrey** was taken by the Ravens in the 2017 NFL Draft. In 21 career games, he has posted 15 PD (including 4 this season) and 2 INTs.

49.6

Defensive passer rating in 2017 by Humphrey during his rookie campaign. This figure ranked fourth best in the NFL among CBs targeted at least 15 times.

24 CARR
11TH SEASON
6-0, 210
CORNERBACK



20
Career Interceptions
(including 5 with Ravens)



4
Interceptions
in 2017, tied (2011)
for a career
high

CARR A STEADY VETERAN

BALTIMORE INTERCEPTIONS (Since Carr's 2017 Ravens Arrival)

Rk.	Player	INTs
1.	Eric Weddle	6
2.	Brandon Carr	5
3.	Jimmy Smith	3
4.	Five Players	2

MOST NFL PASSES DEFENSED (2018 Season)

Rk.	Player	PD
1.	Brandon Carr (Bal.)	7
	Morris Claiborne (NYJ)	7
	Stephon Gilmore (NE)	7
	Rashaan Melvin (Oak.)	7
	Jalen Mills (Phi.)	7

Quick Hit: Brandon Carr's 12 PD ranked No. 1 on the team in 2017.



SAM KOCH NOTES

SOARING WITH SAM

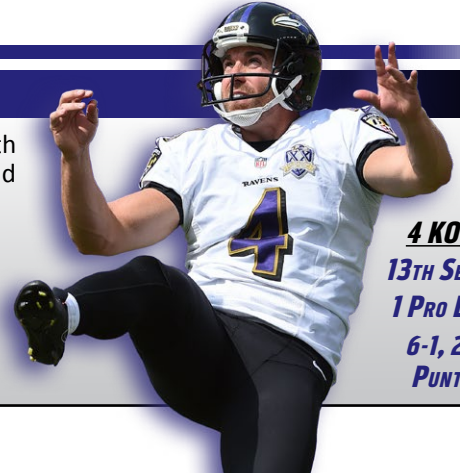
Pro Bowl **P Sam Koch** owns a 45.3 career gross average and 39.5 career net, both marks that rank first in Ravens history. In 2014, Koch posted a career-high and Ravens franchise-record 47.4-yard gross and 43.3-yard net average.

CAREER GROSS PUNTING AVG. (Ravens History)

Rk.	Player	Avg.
1.	Sam Koch	45.3
2.	Greg Montgomery	43.2
3.	Dave Zastudil	41.6

CAREER NET PUNTING AVG. (Ravens History)

Rk.	Player	Avg.
1.	Sam Koch	39.5
2.	Greg Montgomery	37.2
3.	Kyle Richardson	35.4



4 KOCH
13TH SEASON
1 PRO BOWL
6-1, 222
PUNTER

KOCH DOMINATED

No punter in 2017 was more dominant at pinning opponents deep in their own territory than **P Sam Koch**.

PUNTS INSIDE 20

1.	Sam Koch	40
2.	Chris Jones	34
3.	Two Players	33

PUNTS INSIDE 10

1.	Sam Koch	16
2.	Marquette King	14
3.	Three Players	13

PUNTS INSIDE 5

1.	Andy Lee	6
2.	Sam Koch	5
	Three Others	5

"He is composed, he is resilient, and he's not easily rattled. People don't really expect it from a punter, but I definitely think Sam Koch carries that special Raven persona."

— Terrell Suggs, Ravens Outside Linebacker

SAM IN THE 20

P Sam Koch is the Ravens' all-time leader in punts inside the 20 (370). In 2017, he posted a franchise-record 40 boots inside the 20, which ranked as the NFL's most.

* In 2017, Koch's 40 punts inside the 20 ranked No. 1 in the NFL.

PUNTS INSIDE THE 20 (Ravens All-Time History)

Rk.	Player	In 20
1.	Sam Koch	370
2.	Kyle Richardson	128
3.	Dave Zastudil	89

PUNTS INSIDE THE 20 (Ravens Single Seasons)

Rk.	Player (Year)	In 20
1.	Sam Koch (2017)*	40
2.	Sam Koch (2010)	39
	Kyle Richardson (1999)	39

RAVENS IRONMAN

RAVENS CONSECUTIVE GAMES PLAYED / ALL-TIME STREAKS

Rk.	Player	Games	Years
1.	Sam Koch	197	2006-present
2.	Jarret Johnson	129	2003-11
3.	Joe Flacco	122	2008-15

BALTIMORE RAVENS MOST ALL-TIME GAMES PLAYED

Rk.	Player	Games	Years
1.	Ray Lewis	228	1996-2012
2.	Terrell Suggs	218	2003-present
3.	Matt Stover	207	1996-2008
4.	Sam Koch	197	2006-present
	Jonathan Ogden	177	1996-2007

PINNING 'EM DEEP

Dating back to 2006, when he entered the NFL, **P Sam Koch**'s 370 punts inside the 20 rank second in the NFL.

NFL PUNTS INSIDE THE 20 / SINCE 2006

Rk.	Player	In 20
1.	Dustin Colquitt (KC)	399
2.	Sam Koch (Bal.)	370
3.	Andy Lee (Ari.)	343

In 2017, Koch twice earned AFC Special Teams Player of the Week honors (Week 12 vs. Hou. & Week 15 at Cle.). He is the first punter to win multiple POW awards in a single season since Buffalo's Brian Moorman in 2006.

PRO BOWL PUNTER



In his 10th season (2015), **P Sam Koch** was finally named to his first Pro Bowl, as the standout punter's net average (42.9) ranked No. 2 in the NFL, while his gross average (46.7) was ninth. Koch also dominated the league in 2014, producing the No. 1 net (43.3) and No. 3 gross (47.4) averages.

NOTE THE QUOTE

ESPN.com's Kevin Seifert on Sam Koch's arsenal of punts:

"Some are designed to hook toward the sideline with maximum hang time. Others use an intentionally low trajectory to aid coverage teams. He has a knuckler and one kick that drops, from the returner's perspective, roughly in the shape of the letter 'S.' He's debuted a "boomerang" punt that does just what you would imagine it might. Most, but not all, of these punts are intended to discourage a clean catch and minimize the return.

"It's not unusual for NFL punters to develop a "changeup" of sorts, but no one has ever had multiple options at the ready. ... The NFL changes every day, but there are only a few moments in each generation when it transforms. This is one of them. In plain sight, Sam Koch and the Ravens have introduced a new way to punt."



Punts In 20
NFL's Second Most
Since 2014



Net Punt Average
NFL's Fourth Best
Since 2014



Gross Punt Average
NFL's Seventh Best
Since 2014



JUSTIN TUCKER NOTES

TUCKER THE ALL-TIME BEST

K Justin Tucker, the most accurate kicker of all time, has hit 214 of 238 FGAs to post an 89.9% mark. Tucker has connected on eight-consecutive FGAs of 50-plus yards dating back to 2017, while he is 18-of-20 on such kicks since the 2016 campaign.

BEST CAREER FIELD GOAL PERCENTAGE (NFL History / Min. 100 Att.)

Rk.	Player	FGM-FGA	Pct.
1.	Justin Tucker	214-238	89.9
2.	Dan Bailey	192-219	87.7
3.	Stephen Gostkowski	347-396	87.6
4.	Stephen Hauschka	227-260	87.3
5.	Robbie Gould	335-385	87.0



9 TUCKER
7TH SEASON
2 PRO BOWLS
6-1, 183
KICKER

In 2017's Week 16 win vs. the Colts, Tucker (then 802 points) became the fastest pure kicker in league history to reach the 800 milestone, doing so in his 95th game. Of overall players, only Gino Cappelletti (a WR/PK combo from 1960-70) did it faster (93 games).

TUCKER'S CAREER STATS

Year	1-19	20-29	30-39	40-49	50+	Total	Pct.	LG	PAT	Pts
2012	0-0	8-8	8-8	10-13	4-4	30-33	90.9	56	42-42	132
2013	0-0	10-10	12-13	10-11	6-7	38-41	92.7	61	26-26	140
2014	0-0	10-10	11-11	4-4	4-9	29-34	85.3	55	42-42	129
2015	0-0	10-10	9-9	10-11	4-10	33-40	82.5	52	29-29	128
2016	0-0	4-4	10-11*	14-14	10-10	38-39*	97.4	57	27-27	141
2017	0-0	7-7	11-11	11-12	5-7	34-37	91.9	57	39-39	141
2018	0-0	2-2	3-3	4-6*	3-3	12-14*	85.7	55	12-12	48
Totals	0-0	51-51	64-66	63-71	36-50	214-238	89.9	61	217-217	859

* Lone miss in 2016 & both misses in 2018 were blocked kicks.

2016: PERHAPS THE BEST YEAR EVER

In 2016, All-Pro **K Justin Tucker** connected on 38 of 39 FGAs (lone miss was a block), posting the fifth-best pct. in NFL single-season history. In addition to making 35-straight FGAs at one point (tied for fifth-best streak ever), here are facts about his remarkable season, arguably the best ever by a kicker:

- ✓ Tucker's 38 FGs made ranked No. 1 in the NFL. He was also 27-of-27 on PATs. An NFL single-season record 24 of Tucker's 38 FGs made in 2016 came from 40 yards or beyond.
- ✓ Tucker's 10 FGs of 50-plus yards are a Ravens' single-season record. They tie (Blair Walsh, 2012) for the most in NFL history. (Tucker was a perfect 10-for-10 from 50 yards and out during the 2016 season.)
- ✓ Tucker's 141 points ranked second in the league only behind Atlanta's Matt Bryant (158).
- ✓ In Week 12 vs. Cincy, Tucker became just the ninth kicker in league history to make 3 FGs of 50-plus yards in a single game (52, 57 & 54). He is also the first kicker in NFL history to make 3 FGs of 50-plus yards in the first half of a game. (These feats earned him AFC ST POW honors.)

BEST FG PERCENTAGE / NFL SINGLE-SEASON HISTORY

Rk.	Player (Team)	FGM-FGA	Pct.
1.	Gary Anderson (1998)	35-35	100.0
	Mike Vanderjagt (2003)	37-37	100.0
	Jeff Wilkins (2000)	17-17	100.0
	Tony Zendejas (1991)	17-17	100.0
5.	Justin Tucker (2016)	38-39	97.4



FGs Made
NFL's Most
Since 2012



Points Scored
NFL's Second
Most Since 2012



Career FG Pct.
Best Mark
in NFL History



40-Plus-Yard FGs
NFL's Most
Since 2012



50-Plus-Yard FGs
NFL's Most
Since 2012



Career Games
w/ Dual 50+ FGs Made
(Most in NFL History)

TUCKER TIDBITS

- ✓ Since PATs were moved back in 2015, Tucker (107-of-107) is the only NFL kicker yet to miss.
- ✓ Tucker is a four-time AFC Special Teams Player of the Month, which ranks one more than legends S Ed Reed & K Matt Stover for the most POM awards in Ravens history. (Tucker has also earned eight AFC Special Teams Player of the Week honors.) "Tuck" earned his fourth POM award in Nov. 2017, going 8-for-8 on FGAs and 6-for-6 on PATs.
- ✓ Tucker's 6 FGs on 12/16/13 at Det. set a team record and a single-game NFL high in 2013. Against the Lions, he became the first NFL kicker ever to connect from the 20-, 30-, 40-, 50- & 60-yard range in a game.
- ✓ Tucker's 92.7 career FG% when kicking on grass (115-of-124) ranks as the NFL's best of all time.
- ✓ Tucker's 92.9 career FG% (105-of-113) in the second half/overtime ranks as the NFL's best second half/OT mark of all time.



JUSTIN TUCKER & ERIC WEDDLE NOTES

TUCK'S CHART TALK

MOST FIELD GOALS MADE / SINCE 2012

Rk.	Player (Team)	FGM
1.	Justin Tucker (Bal.)	214
2.	Stephen Gostkowski (NE)	206
3.	Stephen Hauschka (Buf.)	186
4.	Adam Vinatieri (Ind.)	181
5.	Matt Bryant (Atl.)	175

MOST NFL POINTS / SINCE 2012

Rk.	Player (Team)	Points
1.	Stephen Gostkowski (NE)	938
2.	Justin Tucker (Bal.)	859
3.	Stephen Hauschka (Buf.)	793
4.	Matt Bryant (Atl.)	777
5.	Adam Vinatieri (Ind.)	773

CONSECUTIVE FIELD GOALS MADE (All-Time NFL Streaks)

Rk.	Kicker (Years)	FGs Made
1.	Adam Vinatieri (2015-16)	44
2.	Mike Vanderjagt (2002-04)	42
3.	Gary Anderson (1997-98)	40
4.	Matt Stover (2005-06)	36
5.	Justin Tucker (2015-16) Adam Vinatieri (2013-14)	35

BEST NFL FIELD GOAL PERCENTAGE (2016 Season)

Rk.	Player (Team)	FGM-FGA	Pct.
1.	Justin Tucker (Bal.)	38-39	97.4
2.	Matt Bryant (Atl.)	34-37	91.9
3.	Ryan Succop (Ten.)	22-24	91.7
4.	Stephen Hauschka (Sea.)	33-37	89.2
5.	Cairo Santos (KC)	31-35	88.6
6.	Two Players	27-31	87.1

BEST FIELD GOAL PERCENTAGE / ROOKIES (NFL History)

Rk.	Player (Year)	FGM-FGA	Pct.
1.	Blair Walsh (2012)	35-38	92.1
2.	Justin Tucker (2012)	30-33	90.9
3.	Harrison Butker (2017)	38-42	90.5
4.	Cody Parkey (2014)	32-36	88.9
	Alex Henery (2011)	24-27	88.9
6.	Chandler Catanzaro (2014)	29-33	87.9

BEST FIELD GOAL PERCENTAGE (Ravens Single-Season History)

Rk.	Player (Year)	FGM-FGA	Pct.
1.	Justin Tucker (2016)	38-39	97.4
2.	Matt Stover (2006)	28-30	93.3
3.	Justin Tucker (2013)	38-41	92.7
4.	Justin Tucker (2017)	34-37	91.9
5.	Justin Tucker (2012)	30-33	90.9

(min. 16 att.)

TUCKER'S GAME-WINNERS

12

Career game-winning FGs by K Justin Tucker:

- 2016: Week 3 at Jax., 53 yards
- 2016: Week 2 at Cle., 49 yards
- 2015: Week 11 vs. STL, 47 yards
- 2015: Week 8 vs. SD, 39 yards
- 2015: Week 4 at Pit., 52 yards OT
- 2014: Week 3 at Cle., 32 yards
- 2013: Week 15 at Det., 61 yards
- 2013: Week 10 vs. Cin., 46 yards OT
- 2013: Week 5 at Mia., 44 yards
- 2012: Div. at Den., 47 yards 2OT
- 2012: Week 12 at SD, 38 yards OT
- 2012: Week 3 vs. NE, 27 yards

8

Consecutive 50-plus-yard FGs made by K Justin Tucker, including 3 this season. His 36 successful career "50s" are the NFL's most since he entered the league in 2012.

18/20

50-yard FGs made/attempted by Tucker dating back to the 2016 season, producing an NFL-best 90% mark on such attempts (min. 5 kicks).


THE SECONDARY'S SERGEANT

A five-time Pro Bowler (including two as a Raven), S Eric Weddle's 29-career INTs tie for second among active safeties. In his first year (2016) as a Raven, he produced a team-high 4 picks (tied, C.J. Mosley) and 89 tackles. In 2017, he posted 6 INTs (including 1 "pick-6"), ranking as a team best and tying (A.J. Bouye) for third overall in the NFL.

NFL INTERCEPTIONS LEADERS / ACTIVE NFL SAFETIES

Rk.	Player (Team)	INTs	Yards	TDs
1.	Reggie Nelson (Oak.)	37	486	1
2.	Eric Weddle (Bal.)	29	467	4
	Mike Adams (Car.)	29	344	2
4.	Earl Thomas (Sea.)	28	417	2

32 WEDDLE
12TH SEASON
5 PRO BOWLS
5-11, 200
SAFETY



INTERCEPTIONS LEADERS / SAFETIES (Since 2016)

Rk.	Player (Team)	INTs	Yards	TDs
1.	Ha Ha Clinton-Dix (GB)	11	105	0
2.	Eric Weddle (Bal.)	10	177	1
3.	Tre Boston	9	87	0
	D.J. Swearinger Sr. (Was.)	9	56	0



Active NFL Safety (Weddle) w/ at least 900 tackles, 25 INTs & 5 sacks



Active NFL Safeties (Weddle & Reggie Nelson) w/ 25 INTs & 90 PD



INTs in His Last Four Games vs. Titans (including 1 in 2017)

Weddle earned his first-ever AFC Defensive Player of the Week honor for his performance in 2017's Week 13 win over Detroit. In the game, he tallied 3 tackles, 1 strip-sack and a 45-yard interception return for a touchdown, leading the Ravens to a 44-20 victory.



RAVENS IN OUR COMMUNITY

A PURPLE EVENING

The Ravens hosted the 12th annual *A Purple Evening* (APE) on Monday, Oct. 8. APE is a special night for the women of the Ravens Flock. Hosted at M&T Bank Stadium, the evening boasted a variety of activities that entertained the most avid and knowledgeable fans, as well as those who were just looking for a girls' night out. Highlights of the night included giveaways, locker room tours, photo ops, Ravens BINGO and game-show fun with players. Attendees had the opportunity to mix and mingle with one another, players and cheerleaders.



SOUTHWEST AIRLINES "TRADING PLACES"

On Monday, Oct. 8, the Baltimore Ravens had a unique opportunity to spread some purple cheer. **QB Robert Griffin III** and **WR Chris Moore** surprised customers of Southwest Airlines at Baltimore/Washington International Thurgood Marshall Airport. The two took on the role of Southwest Airlines customer service and operations agents. By trading places with the Southwest Airlines employees, Robert and Chris made announcements, collected boarding passes and participated in other duties assigned to a customer or operations agent.



FALL ACTIVITIES AT THE RONALD MCDONALD HOUSE

On Monday, Oct. 1, the Ravens celebrated the beginning of fall with a visit to the Ronald McDonald House Charities of Baltimore. The Ronald McDonald House Charities of Baltimore provides a "home away from home" for seriously-ill children and their families. In hopes of improving the children's health and well-being, Ronald McDonald House Charities Baltimore works to better the lives of children and their families whether they live in or travel through the Baltimore community. The Baltimore Ravens have a long-established relationship with the city's Ronald McDonald House. Annually, the team hosts families staying at the facility to games and training camp practices, as well as special access to other Ravens' events. Ravens players, cheerleaders and mascot Poe visited with patients and families currently staying at the house. While there, Ravens players and cheerleaders led fall themed activities, including scarecrow crafts and pumpkin painting, as well as an impromptu game of hide and go seek. After activities, the Ravens served dinner, giving the families, players and cheerleaders the opportunity to sit down and exchange stories. Players in attendance included **RB Javorius Allen**, **WR Chris Moore** and **DT Willie Henry** (right).





JOHN HARBAUGH MONDAY PRESS CONFERENCE: WEEK 6 AT TITANS

Opening statement: “OK, good to see you guys – appreciate you being here. We’re working on Tennessee – getting ready to go. We’ve evaluated the Browns game and will try to make the corrections and improve – just like you do every week in this league – and keep the progression going forward and becoming the best football team we can be. So that’s what we’re working on.”

When you go back and look at the film – the run/pass disparity – was there too much of an emphasis on the passing game and the running took a little ... (Jerry Coleman) “No, no I don’t. I mean, we ran it 28 times – that’s a lot of times to run it in this league. If you look at numbers around the league, that’s a lot. I don’t feel that way.”

I think only six teams in the NFL have run the ball more than you guys, yet there seems to be a common topic that you aren’t running enough. Is it more a matter of that you need to run better and more efficiently? (Jeff Zrebiec) “You’d have to answer that question for me, because it’s not a topic for us. That’s a good point. Are we running third most in the league?” (Reporter: “No, like seventh. Only six teams have run it more than you.”) “OK – so that answers the question. I don’t understand the question, why it’s a topic. You have to do whatever you have to do to move the ball and score points. We’ve been doing a pretty good job of that up until this last game. We just need to put more points on the board. Nine points – three, three and three – is tough to win games that way. That’s the bottom line. But this run/pass balance thing, I don’t understand why it’s a topic.”

Looking at the tape, why do you think the passing game struggled? (Luke Jones) “I felt like they covered us pretty good. There’s a mix of man coverage, mostly single-high, a little bit of two-man and two-deep zone coverage – Tampa 2-style 2. They just did a good job of covering, us and we didn’t do a great job of executing the passing game. We just have to be more precise, do a better job of putting our guys in position with our gameplan and getting guys open, things like that. We need to do better. We threw for some yards, but there’s a lot more left out there if we [would’ve] executed better and had some better stuff. That’s something we have to do a better job of. I think everybody would agree with that.”

You did get some good yardage out of some runs. Do you think the run game is heading in the right direction? (Jamison Hensley) “Yes, it’s week-to-week. The whole notion of, ‘Are you heading in the right direction?’ or, ‘Are you not heading in the right direction?’ [doesn’t matter]. You just keep working. You keep grinding. When we come out and run for 200 yards – which we will – it’s not going to be ‘fixed.’ The next game is going to be a new game. It’s not like you’re going to come out and run for 200 yards every week. Every week is a new week in the National Football League. You see a different defense, you see different fronts, different guys are healthy, different guys aren’t healthy, plays get made, plays don’t get made – things happen. So, I don’t think it’s as much of a trend as everybody wants to look at it. The big picture trends just really aren’t there. You can look back at the end of the year, maybe, and figure some things out. But yes, we’re concerned. We want to run the ball well. We’re working as hard as we can to do it. If the question is: Are you working hard at the run game? Yes! We’re working really hard at it. We want to be a really good running team, just like we want to be a great passing team and great at everything else. We work hard at what we think we can do well. That’s why the answers are the same every week – and the questions are the same every week – but the answers aren’t going to change. That’s what it is.”

On the blocked field goal, was that something the Browns executed well, or was it something you should have done differently in that situation? (Todd Karpovich) “You’d like to get a hand on that, guy but he did a great job on a get-off. They did a good job of putting a little pressure inside between the tight end and wing, and he had ... They’re good at that; he’s been good at that all year. We’re probably going to have to get two hands on those guys at all times. That’s something we need to do on the edge. But it was really well executed. It was more their execution than something we didn’t do well, but there’s always something you can do to stop something that they do. Those edge rushes are something we’ll have to do a better job with.”

WR Michael Crabtree took responsibility on himself yesterday. With a veteran player like that, do you mostly leave it up to him to figure it out, or is there something as coaches you can do to help him? (Childs Walker) “Yes – we coach. Of course. [Wide receivers coach] Bobby Engram will do a great job, and they’ll work together. Michael Crabtree is a pro; he’s been here before. He’s had these kinds of situations before. He’s a standup guy – all of our guys are. So, they’ll go to work and try to be the best they can be next week. That’s what all of our guys will do. Nobody has more pride than these players. These guys are world-class athletes and they’re football players. It’s a tough sport. Anybody that’s a fan of the game is a fan of the game for a reason, because they realize how hard it is and how tough it is. Our guys will always be standup guys. They’ll always take responsibility. You have nothing but respect for that.”



How did you feel TE Hayden Hurst did in his debut, and how did he get out of there physically? (Jeff Zrebiec) “He got out of it good, physically. He’s in good shape. He did OK, about what you expect probably. He can certainly [improve]. He’s going to be better as he gets more reps, but he did fine.”

How did CB Jimmy Smith look? Did he play less than the other corners because he was ramping back up? (Aaron Kasnitz) “No, he played a lot. I don’t know the number exactly. It wasn’t any big disparity to maybe take note. He played well, and he looks good.”

I know there’s a method to offensive coordinator Marty Mornhinweg’s madness with his usage of QB Lamar Jackson. When Lamar comes into a game, and QB Joe Flacco is lined up as a receiver ... Obviously, Joe doesn’t want to make a move in a lot of cases because, I would assume, he could be hit. Is it the case sometimes that you may be at a disadvantage sometimes because it’s 11-on-10? (Jerry Coleman) “They have to put a guy out there. So, is it 11-on-10? I mean, there’s a guy lining up out there who’s holding Joe. If they actually did put 11-on-10, put all 11 inside, Joe would be out there by himself, and we’d throw it to him. They do have a guy out there. Now, he plays him halfway – he plays about four yards inside of him and kind of keeps his eye in there and then pursues from there. They are respecting him to some degree. They have to; he’s a player on the field. Then when you have Lamar at quarterback, who’s also functioning – in the case of the couple plays the last couple weeks – where he’s running a wildcat deal, you actually have an extra blocker inside. It kind of evens up the score a little bit. You say ‘the method to the madness,’ I think that’s a good way to say it. We want players to be out there to cause problems and create some plays. I think there’s other things we can do, and I’m looking forward to seeing what we’re able to pull off with it.”

You’ve been in this situation before where you’ve faced guys you’ve coached with. Is it a little unusual now that Titans defensive coordinator Dean Pees was doing the exact same job for you at this time last year? Does that add a different tone to it? (Childs Walker) “It’s more unusual than the average game. You don’t have that every week.” (Reporter: “Do you think that gives them any kind of strategic advantage?”) “Does it give the Titans any strategic advantage?” (Reporter: “Yes. For them or vice versa.”) “I don’t know. We’ll find out. I mean, we’ll find out. It is what it is. It’s not worth one second of [analyzing] who has the advantage. It would be a waste of time.”

When you say you’re looking forward to seeing what you can come up with, with packages for QB Lamar Jackson, it’s just confusing to me. Are you part of the offensive mindset of the team in terms of how you’re going to use Lamar? (Stan Charles) “Do you want me to be? Have I been an offensive coordinator? No, no, but I have an idea every now and then, and I’ll bring stuff up and get involved where I need to, ask questions I need to [ask]. That’s the role of the head coach. So, I don’t see what’s confusing about it at all.”

Starting to look at the Titans, do you see any similarities between QB Marcus Mariota and QB Baker Mayfield, their mobility? (Aaron Kasnitz) “I don’t really want to compare guys. Yes, they’re both mobile. I don’t understand the question.” (Reporter: “What’s the challenge that Mariota brings?”) “Yes, just like any mobile quarterback, you have to keep him in there. You have to keep him in the pocket. He can run the read-zone stuff. He can keep the ball. He’s done it before, where he’s kept the ball and run for touchdowns. Very mobile quarterback, very good athlete, and anytime you see those kinds of guys, it’s a whole dimension that you have to defend, that you don’t have to defend with the guys that don’t do it as much.”

I don’t know if it was criticizing or whatever, but QB Joe Flacco had strong opinions about the WR Chris Moore block in the back. He felt like it shouldn’t have been called, and it cost you guys the football game. After looking at it, do you have any feelings you want to share about the call? (Jerry Coleman) “No, I don’t. The officials do the best job they can. There are a lot of calls that you look at and you scratch your head about, whether it be holding, defensive holding or offensive tackles holding. You can go back through the tape. You can find a lot of that, so to do that, again, it’s just not worth your time as a coach. I think you coach your guys, coach your team. We have not had a lot of trouble with penalties. We’ve been very disciplined that way, unlike a number of teams we’ve been playing, and they’ve been getting called for them, and that’s good. That’s an advantage for us. We want to keep building on that advantage. Do the best you can. Sometimes things move a little fast out there, but there are ways to avoid calls, and it would’ve been great if we didn’t have that call there for sure, and we’ll take responsibility for it.”

RB Alex Collins only played 27 snaps. He typically plays a lot more. Was it gameplan? Was it injury? What was the reason that he played less than he normally does? (Jamison Hensley) “That’s just the way the game went. I’d like to get De’Lance [Turner] out there a little more, so you want to play your guys. A fresh running back is a good thing. I think running backs taking 40, 50 snaps is not necessarily a good thing. You talked about the balance. [If] you put the ball in one guy’s hand for 35 plays, I don’t know if that’s balance. We need to spread the load, and you want fresh guys out there playing hard.”



The breakdown on their touchdown, their one touchdown, what did the film show you? (Stan Charles) “The touchdown pass? We just didn’t play the coverage well, just didn’t play it well at all. We’re better than that, no question about it. We played better throughout the game than that. That drive was really poor, and we did a poor job on the drive, up and down the field, the whole drive, in coverage. We’re a much better coverage team than we showed right there. That was a very big disappointment for us. Our guys are not happy about it, I can tell you that.”

What did you see on the third-and-8, the 39-yarder? There was talk, I think it was ILB C.J. Mosley who said there may have been something with the headset. Was that an issue at all? (Jerry Coleman) “I don’t know about that, but the call got in, because we played it. We played the call; everybody played their job. [Baker Mayfield] got out in scramble. I thought [Matthew] Judon had him sacked. He got ... You look at that play and see if you think there should have been a holding call. That’s part of the game. [Mayfield] moves to the right, and on a scramble, things happen. A receiver got loose, and they made a nice play. I think that Baker Mayfield deserves a lot of credit in the sense that he’s very mobile, to your point. He gets out, and he makes plays on the run, and that’s what he did yesterday. I think that’s most of their offense, really. That, and a few runs.”

When you watch tape of the Titans defense, do you see a lot of similarities with the Dean Pees influence there? (Jamison Hensley) “Yes, I feel like I can make most of the calls – I know the names [of] most of the calls – but he has added some wrinkles. There’s no doubt about that. Like any good coach does, he’s evolved the defense a little bit, and I’m sure he’ll have some new ideas for this game. That’s really what you look at. It kind of goes back to the question, I think, that we had about the advantage. It’s just ... Coaches change. Coaches, week-to-week, do what they do, but we do know the names of most of the defenses.”

Is it a different game? I know once the game starts, you’re focused on strategy, but you have such a history with Dean Pees. Does it make it special in that regard, because you guys go all the way back? (Jamison Hensley) “It does. I’m excited about it. Dean means a lot to me personally, and he did a good job here. He put a lot of good defenses together here in Baltimore. I hope the fans understand that and believe that. There are a lot of heartbreaking moments for every team around the league. I have a lot of respect for Dean, and when you watch his defense play – because they’re playing very well – and they’re one of the top defenses in football right now, which is pretty much a trademark for Dean’s defenses, it’s really no surprise. But, it will be special before the game. Once the game starts, we’ll be trying to choke each other out.” *(laughter)*

DT Willie Henry played 39 snaps. I’m guessing part of that probably had to do with NT Michael Pierce not being available. How do you think he fared with a bigger workload in his first action? (Luke Jones) “Great point. He played great. I thought he played very well. I was really pleasantly surprised by how well he played. He had a good game, and we didn’t expect him to play that many snaps. It kind of just turned out that way. It looks like he’s back, and he didn’t miss stride.”

WR/RS Tim White on the fumble, did he get hit on the ball? What did you see on that play? (Cliff Brown) “I saw loose ball security, and not just on that one, there was another one, too. It’s the tale of two Tims. The ball security is not where it needs to be – he knows that – yet he made some really good decisions. He picked the one ball up off the goal line after they tapped it back and made some good decisions on fielding some punts and things like that. Should have had a punt return that we blocked somebody in the back on, shouldn’t have happened. I loved the decision-making and hated the ball security. He hated the ball security, too. I hope he hated it as much as I did. We’ll find out.”

OLB Terrell Suggs, I think, played 20 more snaps yesterday than he has in any other game this season. I’m sure some of that was circumstantial, but in general, would you guys like to limit that, with the long-term picture in mind? (Childs Walker) “Yes, yes, that was more snaps than you want him to play, certainly, and it’s a little bit with Timmy Williams being hurt, and a little bit just how many snaps we had in the game. But yes, we’d like not to have him out there for 65 snaps. We’d like not to be out there for 65 snaps on defense, total.”

Can you get NT Michael Pierce back this week? (Jeff Zrebiec) “That’s a firm ‘maybe.’ I’m very hopeful, and I say that in all sincerity. I’m not ... I’m very hopeful. We’ll find out, but we could use him. He’s a factor inside. He’s a big difference. And those other guys, ‘Worm’ [Chris Wormley] played well. ‘Worm’ is a little more of a five-technique than a three-technique, but he did a good job. But Michael Pierce is a dominating factor inside.”

ALPHABETICAL ROSTER

As of Oct. 9

No.	Name	Pos.	Ht.	Wt.	Birthdate	Exp.	College	Hometown
37	Allen, Javorius	RB	6-0	218	8/27/91	4	Southern California	Miccosukee, FL
89	Andrews, Mark	TE	6-4	256	9/6/95	R	Oklahoma	Scottsdale, AZ
28	Averett, Anthony	CB	5-11	178	11/30/94	R	Alabama	Woodbury, NJ
49	Board, Chris	LB	6-2	229	7/23/95	R	North Dakota State	Orlando, FL
54	Bowser, Tyus	OLB	6-3	242	5/23/95	2	Houston	Tyler, TX
86	Boyle, Nick	TE	6-4	270	2/17/93	4	Delaware	Sussex, NJ
77	Bozeman, Bradley	C	6-3	317	11/24/94	R	Alabama	Roanoke, AL
78	Brown Jr., Orlando	T	6-8	345	5/2/96	R	Oklahoma	Baltimore, MD
13	Brown, John	WR	5-11	178	4/3/90	5	Pittsburg State	Homestead, FL
24	Carr, Brandon	CB	6-0	210	5/19/86	11	Grand Valley State	Flint, MI
36	Clark, Chuck	S	6-0	205	4/19/95	2	Virginia Tech	Suffolk, VA
34	Collins, Alex	RB	5-10	208	8/26/94	3	Arkansas	Ft. Lauderdale, FL
46	Cox, Morgan	LS	6-4	235	4/26/86	9	Tennessee	Collierville, TN
15	Crabtree, Michael	WR	6-1	215	9/14/87	10	Texas Tech	Dallas, TX
5	Flacco, Joe	QB	6-6	245	1/16/85	11	Delaware	Audubon, NJ
61	Grasu, Hroniss	C	6-3	301	8/12/91	4	Oregon	Northridge, CA
3	Griffin III, Robert	QB	6-2	213	2/12/90	6	Baylor	Copperas Cove, TX
69	Henry, Willie	DT	6-3	291	3/20/94	3	Michigan	Cleveland, OH
29	Humphrey, Marlon	CB	6-0	197	7/8/96	2	Alabama	Hoover, AL
81	Hurst, Hayden	TE	6-4	245	8/24/93	R	South Carolina	Jacksonville, FL
74	Hurst, James	G/T	6-5	310	12/17/91	5	North Carolina	Plainfield, IN
8	Jackson, Lamar	QB	6-2	212	1/7/97	R	Louisville	Pompano Beach, FL
23	Jefferson, Tony	S	5-11	211	1/27/92	6	Oklahoma	Chula Vista, CA
27	Jones, Cyrus	CB/RS	5-10	200	11/29/93	3	Alabama	Baltimore, MD
99	Judon, Matthew	OLB	6-3	261	8/15/92	3	Grand Valley State	West Bloomfield, MI
4	Koch, Sam	P	6-1	222	8/13/82	13	Nebraska	Seward, NE
17	Lasley, Jordan	WR/RS	6-1	213	11/13/96	R	UCLA	Compton, CA
41	Levine Sr., Anthony	DB/LB	5-11	207	3/27/87	7	Tennessee State	Abbeville, LA
72	Lewis, Alex	G/T	6-6	305	4/21/92	3	Nebraska	Tempe, AZ
50	McClellan, Albert	LB	6-2	235	6/4/86	8	Marshall	Lakeland, FL
10	Moore, Chris	WR/RS	6-1	200	6/16/93	3	Cincinnati	Tampa, FL
57	Mosley, C.J.	ILB	6-2	250	6/19/92	5	Alabama	Mobile, AL
48	Onwuasor, Patrick	ILB	6-0	227	8/22/92	3	Portland State	Inglewood, CA
97	Pierce, Michael	DT	6-0	340	11/6/92	3	Samford	Daphne, AL
42	Ricard, Patrick	FB/DL	6-3	311	5/27/94	2	Maine	Spencer, MA
95	Sieler, Zach	DT	6-6	290	9/7/95	R	Ferris State	Pinckney, MI
68	Skura, Matt	G/C	6-3	313	2/17/93	2	Duke	Columbus, OH
22	Smith, Jimmy	CB	6-2	210	7/26/88	8	Colorado	Colton, CA
90	Smith, Za'Darius	OLB	6-4	272	9/8/92	4	Kentucky	Greenville, AL
83	Snead IV, Willie	WR	5-11	205	10/17/92	4	Ball State	Muskegon (MI)
79	Stanley, Ronnie	T	6-6	315	3/18/94	3	Notre Dame	Las Vegas, NV
55	Suggs, Terrell	OLB	6-3	265	10/11/82	16	Arizona State	Chandler, AZ
9	Tucker, Justin	K	6-1	183	11/21/89	7	Texas	Austin, TX
47	Turner, De'Lance	RB	5-11	214	8/23/95	R	Alcorn State	McClain, MS
96	Urban, Brent	DE	6-7	300	5/5/91	5	Virginia	Mississauga, ON, CAN
32	Weddle, Eric	S	5-11	195	1/4/85	12	Utah	Alta Loma, CA
98	Williams, Brandon	DT	6-1	336	2/21/89	6	Missouri Southern St.	Kirkwood, MO
87	Williams, Maxx	TE	6-4	252	4/12/94	4	Minnesota	Waconia, MN
56	Williams, Tim	OLB	6-3	252	11/12/93	2	Alabama	Baton Rouge, LA
93	Wormley, Chris	DE	6-5	300	10/25/93	2	Michigan	Toledo, OH
73	Yanda, Marshal	G/T	6-3	305	9/15/84	12	Iowa	Anamosa, IA
40	Young, Kenny	LB	6-1	234	11/15/94	R	UCLA	Boutte, LA
25	Young, Tavon	CB	5-9	185	3/14/94	3	Temple	Oxon Hill, MD

Practice Squad

60	Creelius, Randin	G	6-5	300	8/5/96	R	Portland State	Lake Stevens, WA
31	Daniel, Robertson	CB	6-1	209	10/1/91	1	Brigham Young	San Jose, CA
33	Dorleant, Makinton	CB	5-11	182	10/6/92	2	Northern Iowa	Bradenton, FL
35	Edwards, Gus	RB	6-1	238	4/13/95	R	Rutgers	Staten Island, NY
71	Eluemunor, Jermaine	G/T	6-4	335	12/13/94	2	Texas A&M	London, England
45	Ezeala, Christopher (IPP)	FB	5-11	248	9/19/95	R	German Football League	Munich, Germany
84	Grant, Janarion	WR/RS	5-10	173	11/20/93	R	Rutgers	Trilby, FL
18	Levrone, Andre	WR	6-2	222	3/9/95	R	Virginia	Laurel, MD
39	Nacua, Kai	DB	6-0	211	3/3/95	2	BYU	Henderson, NV
65	Siragusa, Nico	G	6-4	330	5/10/94	2	San Diego State	San Diego, CA
80	Waller, Darren	TE	6-6	255	9/13/92	3	Georgia Tech	Kennesaw, GA

Non-Football Injury List

6	Vedvik, Kaare	P/K	6-3	210	3/16/94	R	Marshall	Stavanger, Norway
---	---------------	-----	-----	-----	---------	---	----------	-------------------

Injured Reserve

26	Canady, Maurice	CB	6-1	193	5/26/94	3	Virginia	Richmond, VA
30	Dixon, Kenneth	RB	5-10	228	1/21/94	3	Louisiana Tech	Strong, AR
21	Elliott, DeShon	S	6-0	210	4/21/97	R	Texas	Dallas, TX
38	Jean-Baptiste, Stanley	CB	6-3	216	4/12/90	3	Nebraska	Miami, FL
12	Scott, Jaleel	WR	6-5	210	2/23/95	R	New Mexico State	Rock Hill, SC
64	Senat, Greg	T	6-6	305	9/8/94	R	Wagner	Elmont, NY

Physically Unable to Perform

16	Adeboyejo, Quincy	WR	6-3	200	5/26/95	1	Mississippi	Cedar Hill, TX
53	Bradley, Bam	ILB	5-11	232	6/26/94	2	Pittsburgh	Trotwood, OH
43	Hill, Jaylen	CB	5-10	175	5/26/94	2	Jacksonville State	Marietta, GA



NUMERICAL ROSTER

As of Oct. 9

No.	Name	Pos.	Ht.	Wt.	Birthdate	Exp.	College	How Acq.	2018 Games			
									P	S	DNP	INA
3	Robert Griffin III	QB	6-2	213	2/12/90	6	Baylor	FA '18	0	0	0	5
4	Sam Koch	P	6-1	222	8/13/82	13	Nebraska	D6a '06	5	0	0	0
5	Joe Flacco	QB	6-6	245	1/16/85	11	Delaware	D1 '08	5	5	0	0
8	Lamar Jackson	QB	6-2	212	1/7/97	R	Louisville	D1b '18	5	0	0	0
9	Justin Tucker	K	6-1	183	11/21/89	7	Texas	FA '12	5	0	0	0
10	Chris Moore	WR/RS	6-1	200	6/16/93	3	Cincinnati	D4b '16	5	0	0	0
13	John Brown	WR	5-11	178	4/3/90	5	Pittsburg State	UFA (ARI) '18	5	4	0	0
15	Michael Crabtree	WR	6-1	215	9/14/87	10	Texas Tech	FA '18	5	5	0	0
17	Jordan Lasley	WR/RS	6-1	213	11/13/96	R	UCLA	D5 '18	0	0	0	5
22	Jimmy Smith	CB	6-2	210	7/26/88	8	Colorado	D1 '11	1	0	0	0
23	Tony Jefferson	S	5-11	211	1/27/92	6	Oklahoma	UFA (ARI) '17	5	5	0	0
24	Brandon Carr	CB	6-0	210	5/19/86	11	Grand Valley State	UFA (DAL) '17	5	5	0	0
25	Tavon Young	CB	5-9	185	3/14/94	3	Temple	D4a '16	5	2	0	0
27	Cyrus Jones	CB/RS	5-10	200	11/29/93	3	Alabama	WAV (NE) '18	2	0	0	1
28	Anthony Averett	CB	5-11	178	11/30/94	R	Alabama	D4a '18	2	0	0	3
29	Marlon Humphrey	CB	6-0	197	7/8/96	2	Alabama	D1 '17	5	4	0	0
32	Eric Weddle	S	5-11	195	1/4/85	12	Utah	UFA (SD) '16	5	5	0	0
34	Alex Collins	RB	5-10	208	8/26/94	3	Arkansas	FA '17	5	5	0	0
36	Chuck Clark	S	6-0	205	4/19/95	2	Virginia Tech	D6 '17	5	0	0	0
37	Javorius Allen	RB	6-0	218	8/27/91	4	Southern California	D4b '15	5	0	0	0
40	Kenny Young	LB	6-1	234	11/15/94	R	UCLA	D4b '18	5	3	0	0
41	Anthony Levine Sr.	DB/LB	5-11	207	3/27/87	7	Tennessee State	FA '12	5	0	0	0
42	Patrick Ricard	FB/DL	6-3	311	5/27/94	2	Maine	FA '17	5	1	0	0
46	Morgan Cox	LS	6-4	235	4/26/86	9	Tennessee	FA '10	5	0	0	0
47	De'Lance Turner	RB	5-11	214	8/23/95	R	Alcorn State	FA '18	4	0	0	0
48	Patrick Onwuasor	ILB	6-0	227	8/22/92	3	Portland State	FA '16	5	2	0	0
49	Chris Board	LB	6-2	229	7/23/95	R	North Dakota State	FA '18	5	0	0	0
50	Albert McClellan	LB	6-2	235	6/4/86	8	Marshall	FA '10	3	1	0	0
54	Tyus Bowser	OLB	6-3	242	5/23/95	2	Houston	D2 '17	5	0	0	0
55	Terrell Suggs	OLB	6-3	265	10/11/82	16	Arizona State	D1a '03	5	5	0	0
56	Tim Williams	OLB	6-3	252	11/12/93	2	Alabama	D3b '17	4	0	0	1
57	C.J. Mosley	ILB	6-2	250	6/19/92	5	Alabama	D1 '14	4	4	0	1
61	Hroniss Grasu	C	6-3	301	8/12/91	4	Oregon	FA '18	0	0	0	2
68	Matt Skura	G/C	6-3	313	2/17/93	2	Duke	FA '16	5	5	0	0
69	Willie Henry	DT	6-3	291	3/20/94	3	Michigan	D4d '16	1	0	0	4
72	Alex Lewis	G/T	6-6	305	4/21/92	3	Nebraska	D4c '16	5	5	0	0
73	Marshal Yanda	G/T	6-3	305	9/15/84	12	Iowa	D3b '07	5	5	0	0
74	James Hurst	G/T	6-5	310	12/17/91	5	North Carolina	FA '14	5	5	0	0
77	Bradley Bozeman	C	6-5	317	11/24/94	R	Alabama	D6c '18	5	0	0	0
78	Orlando Brown Jr.	T	6-8	345	5/2/96	R	Oklahoma	D3a '18	5	0	0	0
79	Ronnie Stanley	T	6-6	315	3/18/94	3	Notre Dame	D1 '16	5	5	0	0
81	Hayden Hurst	TE	6-4	245	8/24/93	R	South Carolina	D1a '18	1	0	0	4
83	Willie Snead IV	WR	5-11	205	10/17/92	4	Ball State	RFA (NO) '18	5	2	0	0
86	Nick Boyle	TE	6-4	270	2/17/93	4	Delaware	D5a '15	5	4	0	0
87	Maxx Williams	TE	6-4	252	4/12/94	4	Minnesota	D2 '15	5	4	0	0
89	Mark Andrews	TE	6-5	256	9/6/95	R	Oklahoma	D3b '18	5	1	0	0
90	Za'Darius Smith	OLB	6-4	272	9/8/92	4	Kentucky	D4a '15	5	2	0	0
93	Chris Wormley	DE	6-5	300	10/25/93	2	Michigan	D3a '17	5	3	0	0
95	Zach Sieler	DT	6-6	290	9/7/95	R	Ferris State	D7 '18	1	0	0	4
96	Brent Urban	DE	6-7	300	5/5/91	5	Virginia	D4a '14	5	5	0	0
97	Michael Pierce	DT	6-0	340	11/6/92	3	Samford	FA '16	3	0	0	2
98	Brandon Williams	DT	6-1	336	2/21/89	6	Missouri Southern St.	D3 '13	5	5	0	0
99	Matthew Judon	OLB	6-3	261	8/15/92	3	Grand Valley State	D5 '16	5	3	0	0
Practice Squad												
18	Andre Levrone	WR	6-2	222	3/9/95	R	Virginia	FA '18	0	0	0	0
31	Robertson Daniel	CB	6-0	209	10/1/91	1	Brigham Young	FA '18	1	0	0	0
33	Makinton Dorleant	CB	5-11	182	10/6/92	2	Northern Iowa	FA '18	0	0	0	0
35	Gus Edwards	RB	6-1	238	4/13/95	R	Rutgers	FA '18	0	0	0	0
39	Kai Nacua	DB	6-0	211	3/3/95	2	BYU	WAV (CLE) '18	0	0	0	0
45	Christopher Ezeala (IPP)	FB	5-11	248	9/19/95	R	German Football League	IPP '18	0	0	0	0
60	Randin Crecelius	G	6-5	300	8/5/96	R	Portland State	FA '18	0	0	0	0
65	Nico Siragusa	G	6-4	330	5/10/94	2	San Diego State	D4 '17	0	0	0	0
71	Jermaine Eluemunor	G/T	6-4	335	12/13/94	2	Texas A&M	D5 '17	0	0	0	2
80	Darren Waller	TE	6-6	255	9/13/92	3	Georgia Tech	D6 '15	0	0	0	0
84	Janarion Grant	WR/RS	5-10	173	11/20/93	R	Rutgers	FA '18	2	0	0	0
Non-Football Injury List												
6	Kaare Vedvik	P/K	6-3	210	3/16/94	R	Marshall	FA '18	0	0	0	0
Injured Reserve												
12	Jaleel Scott	WR	6-5	210	2/23/95	R	New Mexico State	D4c '18	0	0	0	0
21	DeShon Elliott	S	6-1	210	4/21/97	R	Texas	D6a '18	0	0	0	0
26	Maurice Canady	CB	6-1	193	5/26/94	3	Virginia	D6b '16	1	0	0	1
30	Kenneth Dixon	RB	5-10	228	1/21/94	3	Louisiana Tech	D4e '16	1	0	0	0
38	Stanley Jean-Baptiste	CB	6-3	216	4/12/90	3	Nebraska	FA '17	0	0	0	0
64	Greg Senat	T	6-6	305	9/8/94	R	Wagner	D6b '18	0	0	0	0
Physically Unable to Perform												
16	Quincy Adebeyejo	WR	6-3	200	5/26/95	1	Mississippi	FA '17	0	0	0	0
43	Jaylen Hill	CB	5-10	175	5/26/94	2	Jacksonville State	FA '17	0	0	0	0
53	Bam Bradley	ILB	5-11	232	6/26/94	2	Pittsburgh	FA '17	0	0	0	0



POSITIONAL ROSTER

As of Oct. 9

QUARTERBACKS

3	Robert Griffin III	.QB
5	Joe Flacco	.QB
8	Lamar Jackson	.QB

WIDE RECEIVERS

10	Chris Moore	WR/RS
13	John Brown	WR
15	Michael Crabtree	WR
17	Jordan Lasley	WR/RS
83	Willie Snead IV.	WR

RUNNING BACKS

34	Alex Collins	RB
37	Javorius Allen	RB
47	De'Lance Turner	RB

TIGHT ENDS

81	Hayden Hurst	TE
86	Nick Boyle	TE
87	Maxx Williams	TE
89	Mark Andrews	TE

OFFENSIVE LINE

61	Hroniss Grasu	.C
68	Matt Skura	G/C
72	Alex Lewis	G/T
73	Marshal Yanda	G/T
74	James Hurst	G/T
77	Bradley Bozeman	.C
78	Orlando Brown Jr.	.T
79	Ronnie Stanley	.T

SPECIALISTS

4	Sam Koch	.P
9	Justin Tucker	.K
46	Morgan Cox	LS

SECONDARY

22	Jimmy Smith	CB
23	Tony Jefferson	.S
24	Brandon Carr	CB
25	Tavon Young	CB
27	Cyrus Jones	CB/RS
28	Anthony Averett	CB
29	Marlon Humphrey	CB
32	Eric Weddle	.S
36	Chuck Clark	.S
41	Anthony Levine Sr.	DB/LB

LINEBACKERS

40	Kenny Young	.LB
48	Patrick Onwuasor	.ILB
49	Chris Board	.LB
50	Albert McClellan	.LB
54	Tyus Bowser	OLB
55	Terrell Suggs	OLB
56	Tim Williams	OLB
57	C.J. Mosley	.ILB
90	Za'Darius Smith	OLB
99	Matthew Judon	OLB

DEFENSIVE LINE

42	Patrick Ricard	.FB/DL
69	Willie Henry	.DT
93	Chris Wormley	.DE
95	Zach Sieler	.DT
96	Brent Urban	.DE
97	Michael Pierce	.DT
98	Brandon Williams	.DT

PRACTICE SQUAD

18	Andre Levrone	WR
31	Robertson Daniel	CB
33	Makinton Dorleant	CB
35	Gus Edwards	RB
39	Kai Nacua	.DB
45	Christopher Ezeala (IPP)	FB
60	Randin Crecelius	G
65	Nico Siragusa	G
71	Jermaine Eluemunor	G/T
80	Darren Waller	TE
84	Janarion Grant	WR/RS

INJURED RESERVE

12	Jaleel Scott	WR
21	DeShon Elliott	.S
26	Maurice Canady	CB
30	Kenneth Dixon	RB
38	Stanley Jean-Baptiste	CB
64	Greg Senat	.T

PHYSICALLY UNABLE TO PERFORM (PUP)

16	Quincy Adeboyejo	WR
43	Jaylen Hill	CB
53	Bam Bradley	.ILB

NON-FOOTBALL INJURY LIST

6	Kaare Vedvik	P/K
---	--------------	-----



2018 COACHING STAFF

John Harbaugh Head Coach
 Jerry Rosburg Special Teams Coord. / Assc. Head Coach
 Don Martindale Defensive Coordinator
 Marty Mornhinweg Offensive Coordinator
 Greg Roman Assistant Head Coach / Tight Ends Coach
 Richard Angulo Assistant Offensive Line Coach
 Juney Barnett Assistant Strength & Conditioning Coach
 Andy Bischoff Offensive Assistant / TEs
 Randy Brown Specialists Coach
 Joe Cullen Defensive Line Coach
 Joe D'Alessandris Offensive Line Coach

Bobby Engram Wide Receivers Coach
 Thomas Hammock Running Backs Coach
 Chris Hewitt Secondary Coach
 Chris Horton Assistant Special Teams Coach
 Sterling Lucas Quality Control - Defense
 Mike Macdonald Linebackers Coach
 Steve Saunders Head Strength & Conditioning Coach
 James Urban Quarterbacks Coach
 Craig Ver Steeg Senior Offensive Assistant
 Matt Weiss Football Strategy Coordinator / WRs
 Drew Wilkins Assistant Defensive Line / OLBs



DEPTH CHART

Updated by Ravens PR on Oct. 9

OFFENSE

WR	83	Willie Snead IV	10	Chris Moore		
WR	15	Michael Crabtree	<u>17</u>	<u>Jordan Lasley</u>		
WR	13	John Brown				
LT	79	Ronnie Stanley	74	James Hurst		
LG	72	Alex Lewis	74	James Hurst	<u>77</u>	<u>Bradley Bozeman</u>
C	68	Matt Skura	72	Alex Lewis	<u>77</u>	<u>Bradley Bozeman</u> 61 Hroniss Grasu
RG	73	Marshal Yanda	74	James Hurst	<u>77</u>	<u>Bradley Bozeman</u>
RT	74	James Hurst	<u>78</u>	<u>Orlando Brown Jr.</u>		
TE	86	Nick Boyle	87	Maxx Williams	<u>81</u>	<u>Hayden Hurst</u> 89 <u>Mark Andrews</u>
QB	5	Joe Flacco	<u>8</u>	<u>Lamar Jackson</u>	3	Robert Griffin III
RB	34	Alex Collins	37	Javorius Allen	<u>47</u>	<u>De'Lance Turner</u> 42 Patrick Ricard (FB)

DEFENSE

DT	98	Brandon Williams	69	Willie Henry	42	Patrick Ricard
NT	97	Michael Pierce*	93	Chris Wormley		
DE	96	Brent Urban	<u>95</u>	<u>Zach Sieler</u>		
RUSH	55	Terrell Suggs	90	Za'Darius Smith	56	Tim Williams*
MLB	57	C.J. Mosley	50	Albert McClellan	<u>49</u>	<u>Chris Board</u>
WLB	<u>40</u>	<u>Kenny Young</u>	48	Patrick Onwuasor		
SAM	99	Matthew Judon	54	Tyus Bowser		
LCB	24	Brandon Carr	22	Jimmy Smith	<u>28</u>	<u>Anthony Averett*</u>
SS	23	Tony Jefferson	41	Anthony Levine Sr.		
FS	32	Eric Weddle	36	Chuck Clark		
RCB	29	Marlon Humphrey	25	Tavon Young	27	Cyrus Jones

SPECIAL TEAMS

P	4	Sam Koch				
K	9	Justin Tucker				
H	4	Sam Koch				
LS	46	Morgan Cox				
KOR	83	Willie Snead IV	<u>17</u>	<u>Jordan Lasley</u>	27	Cyrus Jones
PR	83	Willie Snead IV	<u>17</u>	<u>Jordan Lasley</u>	27	Cyrus Jones

All Rookies Underlined

*Missed last game with injury

PRONUNCIATIONS

PLAYERS: Quincy Adebayo (add-ah-BOY-joe); Javorius Allen (juh-VAR-us); Anthony Averett (AY-vrett); Maurice Canady (CAN-uh-dee); Randin Crecelius (cruh-SILL-ee-us); Jermaine Eluemunor (EE-lew-mun-or); Chris Ezeala (ee-ZAH-lah); Janarion Grant (juh-NAIR-ee-on); Hroniss Grasu (huh-ROW-niss, grass-UU); Stanley Jean-Baptiste (GENE bap-TEEST); Sam Koch (Cook); Anthony Levine Sr. (Iuh-VEEN); Patrick Onwuasor (oh-WAH-so); Greg Senat (suh-NOT); Zach Sieler (SEE-ler); Matt Skura (SKUR-uh); Za'Darius Smith (zuh-DARE-ee-us); Marshal Yanda (YAWN-da); Kaare Vedvik (CORE-ee, VED-vick); Tavon Young (TAY-von) **COACHES:** Richard Angulo (an-GOO-low); Andy Bischoff (BISH-off); Joe D'Alessandris (dell-ah-SAN-dress); Marty Mornhinweg (MORE-ning-wig); Craig Ver Steeg (ver-STEGG)



HOW THE RAVENS ARE BUILT

BY YEAR SIGNED

YEAR	PLAYER	ACQ.
2003	OLB Terrell Suggs	D1a
2006	P Sam Koch	D6a
2007	G/T Marshal Yanda	D3b
2008	QB Joe Flacco	D1
2010	LS Morgan Cox	RFA
	LB Albert McClellan	RFA
2011	CB Jimmy Smith	D1
2012	DB/LB Anthony Levine Sr.	FA
	K Justin Tucker	RFA
2013	DT Brandon Williams	D3
2014	OL James Hurst	RFA
	LB C.J. Mosley	D1
	DE Brent Urban	D4a
2015	RB Javorius Allen	D4b
	TE Nick Boyle	D5a
	OLB Za'Darius Smith	D4a
	TE Maxx Williams	D2
2016	CB Maurice Canady [Injured Reserve]	D6b
	RB Kenneth Dixon [Injured Reserve]	D4e
	DT Willie Henry	D4d
	OLB Matthew Judon	D5
	G/T Alex Lewis	D4c
	WR Chris Moore	D4b
	ILB Patrick Onwuasor	RFA
	DT Michael Pierce	RFA
	G/C Matt Skura	FA
	T Ronnie Stanley	D1
	S Eric Weddle	UFA (SD)
	CB Tavon Young	D4a
2017	WR Quincy Adeboyejo [PUP List]	RFA
	OLB Tyus Bowser	D2
	LB Bam Bradley [PUP List]	RFA
	CB Brandon Carr	UFA (Dal.)
	S Chuck Clark	D6
	RB Alex Collins	FA
	CB Jaylen Hill [PUP List]	RFA
	CB Marlon Humphrey	D1
	CB Stanley Jean-Baptiste [Injured Reserve]	FA
	S Tony Jefferson	UFA (Ari.)
	FB/DL Patrick Ricard	RFA
	OLB Tim Williams	D3b
	DE Chris Wormley	D3a
2018	TE Mark Andrews	D3b
	CB Anthony Averett	D4a
	LB Chris Board	RFA
	C Bradley Bozeman	D6c
	WR John Brown	FA
	T Orlando Brown Jr.	D3a
	WR Michael Crabtree	FA
	S DeShon Elliott [Injured Reserve]	D6a
	C Hroniss Grasu	FA
	QB Robert Griffin III	FA
	TE Hayden Hurst	D1a
	QB Lamar Jackson	D1b
	CB/RS Cyrus Jones	WAV (NE)
	WR Jordan Lasley	D5
	WR Jaleel Scott [Injured Reserve]	D4c
	T Greg Senat [Injured Reserve]	D6b
	DT Zach Sieler	D7
	WR Willie Snead IV	Res. FA (NO)
	RB De'Lance Turner	RF
	P/K Kaare Vedvik [Non-Football Injury List]	RFA
	LB Kenny Young	D4b

BY DRAFT ROUND

1st ROUND (10)	TEAM	YEAR
OLB Terrell Suggs	Baltimore	2003 (10th)
QB Joe Flacco	Baltimore	2008 (18th)
WR Michael Crabtree	San Francisco	2009 (10th)
CB Jimmy Smith	Baltimore	2011 (27th)
QB Robert Griffin III	Washington	2012 (2nd)
LB C.J. Mosley	Baltimore	2014 (17th)
T Ronnie Stanley	Baltimore	2016 (6th)
CB Marlon Humphrey	Baltimore	2017 (16th)
TE Hayden Hurst	Baltimore	2018 (21st)
QB Lamar Jackson	Baltimore	2018 (32nd)
2nd ROUND (5)		
S Eric Weddle	San Diego	2007
CB Stanley Jean-Baptiste [Injured Reserve]	New Orleans	2014
TE Maxx Williams	Baltimore	2015
CB/RS Cyrus Jones	New England	2016
OLB Tyus Bowser	Baltimore	2017
3rd ROUND (8)		
G/T Marshal Yanda	Baltimore	2007
DT Brandon Williams	Baltimore	2013
WR John Brown	Arizona	2014
C Hroniss Grasu	Chicago	2015
OLB Tim Williams	Baltimore	2017
DE Chris Wormley	Baltimore	2017
TE Mark Andrews	Baltimore	2018
T Orlando Brown Jr.	Baltimore	2018
4th ROUND (11)		
DE Brent Urban	Baltimore	2014
RB Javorius Allen	Baltimore	2015
OLB Za'Darius Smith	Baltimore	2015
DT Willie Henry	Baltimore	2016
RB Kenneth Dixon [Injured Reserve]	Baltimore	2016
G/T Alex Lewis	Baltimore	2016
WR Chris Moore	Baltimore	2016
CB Tavon Young	Baltimore	2016
CB Anthony Averett	Baltimore	2018
WR Jaleel Scott [Injured Reserve]	Baltimore	2018
LB Kenny Young	Baltimore	2018
5th ROUND (5)		
CB Brandon Carr	Kansas City	2008
TE Nick Boyle	Baltimore	2015
RB Alex Collins	Seattle	2016
OLB Matthew Judon	Baltimore	2016
WR Jordan Lasley	Baltimore	2018
6th ROUND (6)		
P Sam Koch	Baltimore	2006
CB Maurice Canady [Injured Reserve]	Baltimore	2016
S Chuck Clark	Baltimore	2017
C Bradley Bozeman	Baltimore	2018
S DeShon Elliott [Injured Reserve]	Baltimore	2018
T Greg Senat [Injured Reserve]	Baltimore	2018
7th ROUND (1)		
DT Zach Sieler	Baltimore	2018
UNDRAFTED (17)		
LS Morgan Cox	Baltimore	2010
DB Anthony Levine Sr.	Green Bay	2010
LB Albert McClellan	Baltimore	2010
K Justin Tucker	Baltimore	2012
S Tony Jefferson	Arizona	2013
OL James Hurst	Baltimore	2014
WR Willie Snead IV	Cleveland	2014
ILB Patrick Onwuasor	Baltimore	2016
DT Michael Pierce	Baltimore	2016
G/C Matt Skura	Baltimore	2016
WR Quincy Adeboyejo [PUP]	Baltimore	2017
LB Bam Bradley [PUP]	Baltimore	2017
CB Jaylen Hill [PUP]	Baltimore	2017
FB/DL Patrick Ricard	Baltimore	2017
LB Chris Board	Baltimore	2018
RB De'Lance Turner	Baltimore	2018
P/K Kaare Vedvik [Non-Football Injury List]	Baltimore	2018



PARTICIPATION CHART

Player	9/9 vs. Buf.	9/13 @ Cin.	9/23 vs. Den.	9/30 @ Pit.	10/7 @ Cle.	10/14 @ Ten.	10/21 vs. NO.	10/28 @ Car.	11/4 vs. Pit.	11/18 vs. Cin.	11/25 vs. Oak.	12/2 @ Atl.	12/9 @ KC	12/16 vs. TB	12/22-23 @ LAC	12/30 vs. Cle.	REGULAR SEASON TOTALS				
	GAMES PLAYED	GAMES STARTED	DID NOT PLAY	INACTIVE																	
Adeboyejo, Quincy	PUP	PUP	PUP	PUP	PUP													0	0	0	0
Allen, Javorius	X	X	X	X	X													5	0	0	0
Andrews, Mark	X	TE	X	X	X													5	1	0	0
Averett, Anthony	X	X	INA	INA	INA													2	0	0	3
Board, Chris	X	X	X	X	X													5	0	0	0
Bowser, Tyus	X	X	X	X	X													5	0	0	0
Boyle, Nick	TE	X	TE	TE	TE													5	4	0	0
Bozeman, Bradley	X	X	X	X	X													5	0	0	0
Bradley, Bam	PUP	PUP	PUP	PUP	PUP													0	0	0	0
Brown Jr., Orlando	X	X	X	X	X													5	0	0	0
Brown, John	WR	WR	WR	WR	X													5	4	0	0
Canady, Maurice	X	INA	INA	IR	IR													1	0	0	2
Carr, Brandon	LCB	LCB	LCB	LCB	CB													5	5	0	0
Clark, Chuck	X	X	X	X	X													5	0	0	0
Collins, Alex	RB	RB	RB	RB	RB													5	5	0	0
Cox, Morgan	X	X	X	X	X													5	0	0	0
Crabtree, Michael	WR	WR	WR	WR	WR													5	5	0	0
Creceus, Randin	PS	PS	PS	PS	PS													0	0	0	0
Daniel, Robertson	PS	PS	X	PS	PS													1	0	0	0
Dixon, Kenneth	X	IR	IR	IR	IR													1	0	0	0
Dorleant, Makinton	NOR	NOR	PS	PS	PS													0	0	0	0
Edwards, Gus	PS	PS	PS	PS	PS													0	0	0	0
Elliott, DeShon	IR	IR	IR	IR	IR													0	0	0	0
Eluemunor, Jermaine	INA	INA	NOR	PS	PS													0	0	0	2
Ezeala, Christopher	PS	PS	PS	PS	PS													0	0	0	0
Flacco, Joe	QB	QB	QB	QB	QB													5	5	0	0
Grant, Janarion	X	X	NOR	PS	PS													2	0	0	0
Grasu, Hroniss	NOR	NOR	NOR	INA	INA													0	0	0	2
Griffin III, Robert	INA	INA	INA	INA	INA													0	0	0	5
Henry, Willie	INA	INA	INA	INA	X													1	0	0	4
Hill, Jaylen	PUP	PUP	PUP	PUP	PUP													0	0	0	0
Humphrey, Marlon	RCB	RCB	RCB	RCB	X													5	4	0	0
Humphrey, Myles	PS	PS	PS	NOR	NOR													0	0	0	0
Hurst, Hayden	INA	INA	INA	INA	X													1	0	0	4
Hurst, James	RT	RT	RT	RT	RT													5	5	0	0
Jackson, Lamar	X	X	X	X	X													5	0	0	0
Jean-Baptiste, Stanley	IR	IR	IR	IR	IR													0	0	0	0
Jefferson, Tony	SS	SS	SS	SS	SS													5	5	0	0
Jones, Cyrus	PS	PS	NOR	NOR	NOR													0	0	0	0
Judon, Matthew	X	SAM	SAM	X	SAM													5	3	0	0
Koch, Sam	X	X	X	X	X													5	0	0	0
LaCouture, Christian	PS	PS	PS	PS	NOR													0	0	0	0
Lasley, Jordan	INA	INA	INA	INA	INA													0	0	0	5
Levine Sr., Anthony	X	X	X	X	X													5	0	0	0
Lewis, Alex	LG	LG	LG	LG	LG													5	5	0	0
McClellan, Albert	NOR	NOR	WLB	X	X													3	1	0	0
Moore, Chris	X	X	X	X	X													5	0	0	0
Mosley, C.J.	MLB	MLB	INA	MLB	MLB													4	4	0	1
Nacua, Kai	NOR	NOR	PS	PS	PS													0	0	0	0
Onwuasor, Patrick	WLB	WLB	X	X	X													5	2	0	0
Pierce, Michael	X	X	INA	X	INA													3	0	0	2
Ricard, Patrick	X	X	X	X	DL													5	1	0	0
Scott, Jaleel	IR	IR	IR	IR	IR													0	0	0	0
Senat, Greg	IR	IR	IR	IR	IR													0	0	0	0
Sieler, Zach	INA	INA	X	INA	INA													1	0	0	4
Siragusa, Nico	PS	PS	PS	PS	PS													0	0	0	0
Skura, Matt	C	C	C	C	C													5	5	0	0
Smith, Jimmy	SUS	SUS	SUS	SUS	X													1	0	0	0
Smith, Za'Darius	OLB	X	X	SAM	X													5	2	0	0
Snead IV, Willie	X	WR	X	X	WR													5	2	0	0
Stanley, Ronnie	LT	LT	LT	LT	LT													5	5	0	0
Suggs, Terrell	RUSH	RUSH	RUSH	RUSH	RUSH													5	5	0	0
Tucker, Justin	X	X	X	X	X													5	0	0	0
Turner, De'Lance	PS	X	X	X	X													4	0	0	0
Urban, Brent	DE	DE	DE	DE	DE													5	5	0	0
Vedvik, Kaare	NFI	NFI	NFI	NFI	NFI													0	0	0	0
Waller, Darren	PS	PS	PS	PS	PS													0	0	0	0
Weddle, Eric	FS	FS	FS	FS	FS													5	5	0	0
White, Tim	PS	PS	X	X	X													3	0	0	0
Williams, Brandon	DT	DT	DT	DT	DT													5	5	0	0
Williams, Darious	INA	X	X	X	NOR													3	0	0	1
Williams, Maxx	TE	X	TE	TE	TE													5	4	0	0
Williams, Tim	X	X	X	X	INA													4	0	0	1
Wormley, Chris	X	NT	NT	X	NT													5	3	0	0
Yanda, Marshal	RG	RG	RG	RG	RG													5	5	0	0
Young, Kenny	X	X	MLB	WLB	WLB													5	3	0	0
Young, Tavon	CB	X	X	DB	X													5	2	0	0

Position in Caps = Starter; X = Played/Substituted; IR = Injured Reserve; NOR = Not on Roster; PS = Practice Squad; NFI = Non-Football Injury List



GAME-BY-GAME STARTERS

OFFENSE

GAME	WR	LT	LG	C	RG	RT	TE	WR	QB	RB	WR	OTHER
Sept. 9 vs. Buffalo	Crabtree	Stanley	Lewis	Skura	Yanda	J. Hurst	Boyle	J. Brown	Flacco	Collins	M. Williams	(TE)
Sept. 13 at Cincinnati	Crabtree	Stanley	Lewis	Skura	Yanda	J. Hurst	Andrews	J. Brown	Flacco	Collins	Snead IV	
Sept. 23 vs. Denver	Crabtree	Stanley	Lewis	Skura	Yanda	J. Hurst	Boyle	J. Brown	Flacco	Collins	M. Williams	(TE)
Sept. 30 at Pittsburgh	Crabtree	Stanley	Lewis	Skura	Yanda	J. Hurst	Boyle	J. Brown	Flacco	Collins	M. Williams	(TE)
Oct. 7 at Cleveland	Crabtree	Stanley	Lewis	Skura	Yanda	J. Hurst	Boyle	Snead IV	Flacco	Collins	M. Williams	(TE)
Oct. 14 at Tennessee												
Oct. 21 vs. New Orleans												
Oct. 28 at Carolina												
Nov. 4 vs. Pittsburgh												
Nov. 18 vs. Cincinnati												
Nov. 25 vs. Oakland												
Dec. 2 at Atlanta												
Dec. 9 at Kansas City												
Dec. 16 vs. Tampa Bay												
Dec. 22/23 at LAC												
Dec. 30 vs. Cleveland												

DEFENSE

GAME	DT	DE	NT	SAM	MIKE	WILL	RUSH	RCB	LCB	SS	FS	OTHER
Sept. 9 vs. Buffalo	B. Williams	Urban	n/a	Z. Smith	Mosley	Onwuasor	Suggs	Humphrey	Carr	Jefferson	Weddle	T Young (CB)
Sept. 13 at Cincinnati	B. Williams	Urban	Wormley	Judon	Mosley	Onwuasor	Suggs	Humphrey	Carr	Jefferson	Weddle	n/a
Sept. 23 vs. Denver	B. Williams	Urban	Wormley	Judon	K. Young	McClellan	Suggs	Humphrey	Carr	Jefferson	Weddle	n/a
Sept. 30 at Pittsburgh	B. Williams	Urban	n/a	Z. Smith	Mosley	K. Young	Suggs	Humphrey	Carr	Jefferson	Weddle	T Young (CB)
Oct. 7 at Cleveland	B. Williams	Urban	Wormley	Judon	Mosley	K. Young	Suggs	n/a	Carr	Jefferson	Weddle	P. Ricard (DL)
Oct. 14 at Tennessee												
Oct. 21 vs. New Orleans												
Oct. 28 at Carolina												
Nov. 4 vs. Pittsburgh												
Nov. 18 vs. Cincinnati												
Nov. 25 vs. Oakland												
Dec. 2 at Atlanta												
Dec. 9 at Kansas City												
Dec. 16 vs. Tampa Bay												
Dec. 22/23 at LAC												
Dec. 30 vs. Cleveland												

Bold denotes first NFL start



2018 TRANSACTIONS

- **Jan. 1:** Re-signed RB John Crockett, T Steven Moore, FB Ricky Ortiz and QB Josh Woodrum to Reserve/Future contracts
- **Jan. 2:** Re-signed CB Robertson Daniel to a Reserve/Future contract.
- **Jan. 3:** Signed **CB Bennett Jackson** to a Reserve/Future contract.
- **Jan. 11:** Re-signed CB Robert Nelson to a Reserve/Future contract.
- **Feb. 6:** Signed free agent **WR DeVier Posey**.
- **March 6:** Signed a new renegotiated deal with DE Brent Urban.
- **March 12:** Terminated the contract of vested veteran DB Lardarius Webb; Signed a new renegotiated deal with G/T James Hurst.
- **March 13:** Terminated the contract of vested veteran RB Danny Woodhead.
- **March 14:** Terminated the contract of vested veteran WR Jeremy Maclin.
- **March 15:** Signed UFA (Ari.) **WR John Brown**.
- **March 16:** Signed free agent **WR Michael Crabtree**.
- **April 11:** Signed free agent **QB Robert Griffin III**.
- **April 14:** Re-signed exclusive rights free agent RB Alex Collins.
- **April 16:** Re-signed exclusive rights free agents WR Quincy Adeboyejo, DB Stanley Jean-Baptiste, TE Vince Mayle, LB Patrick Onwuasor, G Maurquice Shakir and G/C Matt Skura.
- **April 24:** Waived (failed physical) C Brandon Kublanow and T Stephane Nembot.
- **April 26:** Signed restricted free agent (NO) **WR Willie Snead IV**.
- **May 1:** Claimed off waivers (Cle.) **DB Kai Nacua**.
- **May 2:** Waived RB John Crockett.
- **May 3:** Waived CB Robertson Daniel.
- **May 4:** Signed 15 undrafted rookie free agents: **WR Jaelon Acklin, G Randin Crecelius, RB Gus Edwards, G Justin Evans, ILB Alvin Jones, TE Nick Keizer, DE Christian LaCouture, WR Andre Levrone, LB Mason McKenrick, LS Trent Sieg, C Alex Thompson, RB Mark Thompson, RB De'Lance Turner, P Kaare Vedvik and DB Darious Williams**; Waived T Steven Moore.
- **May 5:** Signed 2018 draft picks **CB Anthony Averett, C Bradley Bozeman, S DeShon Elliott, WR Jordan Lasley, WR Jaleel Scott, T Greg Senat, DE Zach Sieler and LB Kenny Young**.
- **May 7:** Waived LB Mason McKenrick and FB Ricky Ortiz; Signed rookie free agents **WR Janarion Grant** and **DE Myles Humphrey**.
- **May 14:** Signed rookie free agent **DE Da'Sean Downey** and International Practice Player **FB Christopher Ezeala**.
- **May 17:** Signed 2018 draft picks **TE Mark Andrews** and **T Orlando Brown Jr.**
- **June 1:** Waived DE Da'Sean Downey; Signed rookie free agent **LB Chris Board**.
- **June 5:** Signed 2018 first-round draft pick QB Lamar Jackson.
- **June 11:** Waived CB Robert Nelson Jr.; Signed rookie free agent **CB Jackson Porter**.
- **June 20:** Signed 2018 draft pick **TE Hayden Hurst**.
- **July 12:** Placed rookie G/C Alex Thompson on Reserve - Did Not Report.
- **July 21:** Signed free agent **G Cameron Lee**.
- **Aug. 6:** Waived (injured) WR Jaelon Acklin, who reverted to Injured Reserve; **TE Darren Waller** was reinstated by the Commissioner following suspension.
- **Aug 27:** Placed WR Jaleel Scott on Injured Reserve and re-signed DB Robertson Daniel.
- **Aug 28:** Traded LB Kamalei Correa to the Tennessee Titans for a 2019 sixth-round draft choice.
- **Aug. 31:** Waived DB Robertson Daniel, G/T Andrew Donnal, G Justin Evans, TE Nick Keizer, DE Christian LaCouture, DB Kai Nacua, CB Jackson Porter, WR DeVier Posey and LS Trent Sieg; Waived (injured) ILB Alvin Jones, who reverted to Injured Reserve; Placed S DeShon Elliott, DB Bennett Jackson, CB Stanley Jean-Baptiste and T Greg Senat on Injured Reserve; WR Quincy Adeboyejo, LB Bam Bradley and CB Jaylen Hill remained on the Physically Unable to Perform list.
- **Sept. 1:** Waived G Randin Crecelius, DT Carl Davis, RB Gus Edwards, FB Christopher Ezeala, DE/LB Myles Humphrey, DE Bronson Kaufusi, G Cameron Lee, WR Andre Levrone, TE/WR Vince Mayle, WR Breshad Perriman, G Maurquice Shakir, G Nico Siragusa, RB Mark Thompson, RB De'Lance Turner, TE Darren Waller, WR/RS Tim White and QB Josh Woodrum; Terminated the contract of vested veteran LB Albert McClellan; Placed K/P Kaare Vedvik on the Non-Football Injury list.
- **Sept. 2:** Signed G Randin Crecelius, RB Gus Edwards, DE/LB Myles Humphrey, G Nico Siragusa, RB De'Lance Turner, TE Darren Waller and WR/RS Tim White to the practice squad; Signed FB Christopher Ezeala to the practice squad as part of the NFL's International Player Pathway program.
- **Sept. 3:** Signed DB Robertson Daniel, DE Christian LaCouture and **CB Cyrus Jones** to the practice squad.
- **Sept. 4:** Waived (injury settlement) WR Jaelon Acklin.
- **Sept. 6:** Waived (injury settlements) DB Bennett Jackson and ILB Alvin Jones.
- **Sept. 12:** Placed RB Kenneth Dixon (knee) on Injured Reserve; Elevated RB De'Lance Turner from the practice squad to the 53-man roster.
- **Sept. 15:** Re-signed DB Kai Nacua to the practice squad.
- **Sept. 17:** Placed CB Maurice Canady on Injured Reserve; Re-signed LB Albert McClellan to the 53-man roster.
- **Sept. 19:** Signed **CB Makinton Dorleant** to the practice squad after CB/RS Cyrus Jones was signed by New England off the practice squad.
- **Sept. 22:** Waived G/T Jermaine Eluemunor and WR/RS Janarion Grant; Elevated CB Robertson Daniel and WR/RS Tim White from the practice squad to the 53-man roster.
- **Sept 24:** Waived CB Robertson Daniel and signed free agent **C Hroniss Grasu**.
- **Sept. 25:** Re-signed G/T Jermaine Eluemunor and WR/RS Janarion Grant to the practice squad.
- **Sept. 26:** Waived DE/LB Myles Humphrey from the practice squad and re-signed CB Robertson Daniel to the practice squad.
- **Oct. 4:** Waived DE Christian LaCouture from the practice squad and re-signed WR Andre Levrone to the practice squad.
- **Oct. 7:** Waived CB Darious Williams and activated CB Jimmy Smith from the Commissioner Exempt list following his suspension.
- **Oct. 8:** Waived WR/RS Tim White; Claimed CB/RS Cyrus Jones (NE) off waivers.

(Bold denotes first time player has joined the Ravens.)

2018 RAVENS STATISTICS

WON 3, LOST 2

09/09	W 47- 3	Buffalo	70,591
09/13	L 23-34	at Cincinnati	50,018
09/23	W 27-14	Denver	70,156
09/30	W 26-14	at Pittsburgh	62,030
10/07	L 9-12 OT	at Cleveland	67,431
10/14		at Tennessee	
10/21		New Orleans	
10/28		at Carolina	
11/04		Pittsburgh	
11/18		Cincinnati	
11/25		Oakland	
12/02		at Atlanta	
12/09		at Kansas City	
12/16		Tampa Bay	
12/23		at L.A. Chargers	
12/30		Cleveland	

	Balt.	Opp.
TOTAL FIRST DOWNS	123	86
Rushing	37	24
Passing	77	52
Penalty	9	10
3rd Down: Made/Att	33/79	21/73
3rd Down Pct.	41.8	28.8
4th Down: Made/Att	4/6	0/4
4th Down Pct.	66.7	0.0
POSSESSION AVG.	31:26	28:34
TOTAL NET YARDS	1997	1519
Avg. Per Game	399.4	303.8
Total Plays	383	327
Avg. Per Play	5.2	4.6
NET YARDS RUSHING	472	442
Avg. Per Game	94.4	88.4
Total Rushes	139	113
NET YARDS PASSING	1525	1077
Avg. Per Game	305.0	215.4
Sacked/Yards Lost	12/49	15/94
Gross Yards	1574	1171
Att./Completions	232/140	199/109
Completion Pct.	60.3	54.8
Had Intercepted	3	5
PUNTS/AVERAGE	25/46.6	35/45.2
NET PUNTING AVG.	25/40.2	35/41.0
PENALTIES/YARDS	34/272	47/418
FUMBLES/BALL LOST	10/4	5/1
TOUCHDOWNS	14	8
Rushing	6	2
Passing	8	6
Returns	0	0

* SCORE BY PERIODS	Q1	Q2	Q3	Q4	OT	PTS		
TEAM	41	36	30	25	0	132		
OPPONENTS	28	34	6	6	3	77		
* SCORING	TD-Ru	Pa	Rt	K-PAT	FG	S	PTS	
Tucker	0	0	0	12/12	12/14	0	48	
Allen	4	3	1	0		0	24	
J. Brown	3	0	3	0		0	18	
Collins	3	2	1	0		0	18	
Andrews	1	0	1	0		0	6	
Crabtree	1	0	1	0		0	6	
Dixon	1	1	0	0		0	6	
Snead	1	0	1	0		0	6	
TEAM	14	6	8	0	12/12	12/14	0	132
OPPONENTS	8	2	6	0	6/7	7/9	0	77

2-Pt Conv: TEAM 0-2, OPPONENTS 1-1

SACKS: Suggs 3.5, Z. Smith 2.5, T. Williams 2, T. Young 2, K. Young 1.5, Henry 1, Weddle 1, B. Williams 1, Judon 0.5, **TEAM 15, OPPONENTS 12**

FUM/LOST: Flacco 3/1, Collins 2/2, Grant 2/0, Allen 1/1, L. Jackson 1/0, White 1/0

* PASSING	Att	Cmp	Yds	Cmp%	Yds/Att	TD	TD%	Int	Int%	Long	SK/Lost	Rating
Flacco	227	139	1550	61.2	6.83	8	3.5	3	1.3	71	11/41	87.8
L. Jackson	5	1	24	20.0	4.80	0	0.0	0	0.0	24	1/8	47.1
TEAM	232	140	1574	60.3	6.78	8	3.4	3	1.3	71	12/49	86.7
OPPONENTS	199	109	1171	54.8	5.88	6	3.0	5	2.5	39	15/94	71.8

* RUSHING	No.	Yds	Avg	Long	TD
Collins	57	217	3.8	19	2
Allen	34	96	2.8	17	3
L. Jackson	16	72	4.5	16	0
Dixon	13	44	3.4	15	1
Flacco	13	23	1.8	11	0
M. Williams	1	7	7.0	7	0
C. Moore	2	5	2.5	3	0
J. Brown	2	4	2.0	3	0
Turner	1	4	4.0	4	0
TEAM	139	472	3.4	19	6
OPPONENTS	113	442	3.9	35t	2

* RECEIVING	No.	Yds	Avg	Long	TD
Crabtree	24	250	10.4	20	1
Snead	23	253	11.0	20	1
Allen	21	131	6.2	16	1
J. Brown	19	396	20.8	71	3
M. Williams	14	127	9.1	25	0
Andrews	11	135	12.3	30	1
Boyle	10	114	11.4	25	0
Collins	9	77	8.6	24	1
C. Moore	5	53	10.6	20	0
Turner	2	17	8.5	10	0
White	1	14	14.0	14	0
H. Hurst	1	7	7.0	7	0
TEAM	140	1574	11.2	71	8
OPPONENTS	109	1171	10.7	39	6

* INTERCEPTIONS	No.	Yds	Avg	Long	TD
Onwuasor	1	33	33.0	33	0
Carr	1	32	32.0	32	0
Levine	1	16	16.0	16	0
Jefferson	1	15	15.0	15	0
T. Young	1	0	0.0	0	0
TEAM	5	96	19.2	33	0
OPPONENTS	3	22	7.3	21	0

* PUNTING	No.	Yds	Avg	Net	TB	In	Lg	B
Koch	24	1164	48.5	40.2	3	13	63	1
TEAM	25	1164	46.6	40.2	3	13	63	1
OPPONENTS	35	1583	45.2	41.0	1	14	64	0

* PUNT RETURNS	Ret	FC	Yds	Avg	Long	TD
White	9	6	75	8.3	14	0
Grant	7	4	52	7.4	51	0
TEAM	16	10	127	7.9	51	0
OPPONENTS	12	5	100	8.3	16	0

* KICKOFF RETURNS	No.	Yds	Avg	Long	TD
White	6	135	22.5	37	0
Grant	2	56	28.0	32	0
TEAM	8	191	23.9	37	0
OPPONENTS	14	342	24.4	49	0

* FIELD GOALS	1-19	20-29	30-39	40-49	50+
Tucker	0/0	2/2	3/3	4/6	3/3
TEAM	0/0	2/2	3/3	4/6	3/3
OPPONENTS	0/0	1/1	5/5	1/1	0/2

Tucker: (41G, 39G) (55G) (52G, 43B, 52G) (47G, 49G, 28G, 31G) (44G, 48B, 25G, 32G)

OPP: (52N, 35G) (28G, 40G) () (34G, 39G) (35G, 55N, 37G)

2018 DEFENSIVE STATISTICS

from Press Box Stats

Name	Total	Solo	Assists	Sacks	Yds.	INT	Yds.	PD	FF	FR
Jefferson, Tony	33	25	8	0	0	1	15	3	1	1
Weddle, Eric	24	21	3	1	9	0	0	1	0	0
Young, Kenny	23	17	6	1.5	2.5	0	0	0	0	0
Mosley, C.J.	22	16	6	0	0	0	0	1	0	0
Humphrey, Marlon	19	16	3	0	0	0	0	4	1	0
Young, Tavon	17	15	2	2	7	1	0	3	0	0
Carr, Brandon	16	14	2	0	0	1	32	7	0	0
Smith, Za'Darius	15	9	6	2.5	13.5	0	0	0	0	0
Onwuasor, Patrick	13	5	8	0	0	1	33	2	0	0
Suggs, Terrell	12	10	2	3.5	22	0	0	4	1	0
Levine Sr., Anthony	12	10	2	0	0	1	16	6	0	0
Williams, Brandon	12	8	4	1	8	0	0	1	0	0
Judon, Matthew	10	8	2	0.5	0	0	0	2	0	0
Urban, Brent	6	4	2	0	0	0	0	2	0	0
Wormley, Chris	5	5	0	0	0	0	0	3	0	0
Williams, Tim	5	4	1	2	21	0	0	0	0	0
Ricard, Patrick	4	2	2	0	0	0	0	0	0	0
Pierce, Michael	3	0	3	0	0	0	0	0	0	0
Canady, Maurice	2	2	0	0	0	0	0	0	0	0
Henry, Willie	2	1	1	1	11	0	0	0	0	0
Averett, Anthony	1	1	0	0	0	0	0	1	0	0
Bowser, Tyus	1	1	0	0	0	0	0	0	0	0
Clark, Chuck	1	1	0	0	0	0	0	0	0	0
McClellan, Albert	1	1	0	0	0	0	0	0	0	0
Smith, Jimmy	1	0	1	0	0	0	0	0	0	0
Totals	260	196	64	15	94	5	96	40	3	1

2018 SPECIAL TEAMS TACKLES

from Press Box Stats

Name	Total	Solo	Assists	FF	FR	Blocked Kicks
Board, Chris	5	4	1	0	0	0
Levine Sr., Anthony	5	3	2	0	0	0
Bowser, Tyus	3	3	0	0	0	0
Clark, Chuck	3	2	1	0	0	0
Turner, De'Lance	3	2	1	0	0	0
Averett, Anthony	2	2	0	0	0	0
Canady, Maurice	2	2	0	0	0	0
Williams, Tim	2	1	1	0	0	0
Allen, Javorius	1	1	0	0	0	0
McClellan, Albert	1	1	0	0	0	0
Onwuasor, Patrick	1	1	0	0	0	0
Young, Kenny	1	1	0	0	1	0
Young, Tavon	1	1	0	0	1	0
Totals	30	24	6	0	2	0

2018 SINGLE-GAME BESTS

- Tackles:** 10 by Kenny Young vs. Den. (9/23)
- Sacks:** 2 by Tavon Young vs. Buf. (9/9)
- Interceptions:** 1 by five different players; last by Tavon Young at Cle. (10/7)
- Passes Defensed:** 3 by four different players; last by Anthony Levine Sr. at Cle. (10/7)
- Forced Fumbles:** 1 by three different players; last by Marlon Humphrey at Cle. (10/7)
- Fumble Recoveries:** 1 by Tony Jefferson at Pit. (9/30)
- Special Teams Tackles:** 2 by five different players; last by Anthony Levine Sr. at Cle. (10/7)

