



BALTIMORE RAVENS PRESS RELEASE

UNDER ARMOUR PERFORMANCE CENTER | 1 WINNING DRIVE | OWINGS MILLS, MD 21117
PH: 410-701-4000 | BALTIMORERAVENS.COM | TWITTER: @RAVENS

TWO-TIME WORLD CHAMPIONS: SUPER BOWL XXXV (2000) & SUPER BOWL XLVII (2012)



BALTIMORE RAVENS AT CLEVELAND BROWNS



(3-1) WEEK 5 – SUNDAY, OCT. 7, 2018 (1-2-1)
1 P.M. ET – FIRSTENERGY STADIUM (73,200)

JUST THE FACTS

• Winners of two straight, the Baltimore Ravens (3-1) hit the road for the second week in a row when they face the Cleveland Browns (1-2-1) on Sunday, Oct. 7 at FirstEnergy Stadium. Baltimore currently sits atop the AFC North standings with 3-1 Cincinnati, while the Browns are tied with Pittsburgh (1-2-1).

• Last Sunday night (9/30), the Ravens' defense shut out the Steelers in the second half on the way to an impressive 26-14 win at Heinz Field. Baltimore limited Pittsburgh to 284 total yards (only 19 rushing), including just 47 in the second half. The Ravens exploded out of the gate, jumping to a 14-0, first-quarter lead on a pair of QB Joe Flacco TD passes to WR John Brown and RB Alex Collins. K Justin Tucker then converted 4 FGs in the second half to seal the victory. Flacco completed passes to 11 different players, finishing 28-of-42 for 363 yards (the most ever by a Raven vs. Pittsburgh) and a 109.5 QB rating. Brown caught 3 for a game-high 116 yards, including a 71-yard beauty.

• Last week's Pittsburgh game began a stretch that sees Baltimore play four of five games on the road. (This includes three-consecutive away tilts from Weeks 4-6: at Pittsburgh, at Cleveland and at Tennessee.)

• The Ravens own a 29-9 series lead over the Browns, including a 14-5 mark in Cleveland. Under John Harbaugh, Baltimore is 18-2 vs. the Browns, sporting a 9-1 road record. The Ravens have won five-straight games vs. Cleveland and four in a row at FirstEnergy Stadium.

• In his 11th season at Baltimore's helm, Harbaugh has led the Ravens to a 107-72 overall record (10-5 postseason), posting the NFL's fourth-most total victories since his 2008 arrival. The Ravens have played in three AFC title games (2008, 2011 & 2012) under Harbaugh, while in 2012, he guided the franchise to its second Super Bowl victory.

THIS WEEK'S SCHEDULE

Wed. Oct. 3: 11:15 a.m. – Coach Harbaugh & Players at Podium
11:25 a.m. - 12:10 p.m. – Open Locker Room
1:05 p.m. – Practice/Media Viewing

Thur. Oct. 4: 11:15 a.m. – Three Coordinators at Podium
11:25 a.m. - 12:10 p.m. – Open Locker Room
1:05 p.m. – Practice/Media Viewing

Fri. Oct. 5: 11:10 a.m. – Practice/Media Viewing
12:50 p.m. – Coach Harbaugh & Open Locker Room

WEDNESDAY CONFERENCE CALLS

Ravens: John Harbaugh at 11:30 a.m. & QB Joe Flacco at 11:40 a.m.
Browns: QB Baker Mayfield at 11:45 a.m. & Hue Jackson at 3:20 p.m.

CALLING THE ACTION

Television: CBS / WJZ Ch. 13 (Baltimore)
- Andrew Catalon (PBP) - James Lofton (analyst)
- John Schriffen (sideline) - Steve McKee (prod.) - Andy Goldberg (dir.)

Local Radio: WBAL (1090 AM) & 98Rock (97.9 FM)
- Gerry Sandusky (PBP) - Jarret Johnson (analyst) - Justin Forsett (sideline)

HARBS SAYS

JOHN HARBAUGH ON THE RAVENS STRIVING TO IMPROVE:

"The thing about these guys is they're not going to get caught up in [what happened last week]. They didn't get caught up in the noise when everybody was saying how bad they were and that they couldn't do this or that. They're not going to get caught up in the noise when people start talking about how good they are. That's what I love about them. It's a mature group. They have a lot of faith in one another, a lot of trust in one another, and that's what makes for a potentially special football team. We aren't there at this point, but we have to get there."

INJURY UPDATE

DT Willie Henry (umbilical hernia) and first-round pick TE Hayden Hurst (foot) underwent surgery in late August and missed Weeks 1-4. (Hurst was limited in practice last week, however.) Rookie CB Anthony Averett (hamstring) has missed the past two games. Six players are on IR, including CB Maurice Canady (knee) and RB Kenneth Dixon (knee).

NOTE THE QUOTE

FOX SPORTS' COLIN COWHERD ON THE RAVENS:

"I've been saying it since the preseason: Baltimore is the best team in the NFL no one is paying attention to. ... My thing was, wait until Thanksgiving. This is going to be a Super Bowl-level team. ... Baltimore is always good defensively. They're incredibly sound there again this year, and by the way, sneaky good offensively."

WHAT'S GOING ON?



SECOND-HALF SECURITY

RAVENS SECOND-HALF DEFENSIVE RANKINGS

0 TOUCHDOWNS – NO. 1

3.9 YARDS PER PLAY – NO. 1

9 TOTAL POINTS – NO. 1

47.9 OPPONENT QB RATING – NO. 1

123.0 YARDS PER GAME – NO. 1

OVERALL, BALTIMORE'S "D" RANKS NO. 2 IN YPG & NO. 3 (TIED, CHI.) IN PPG.



2018 RAVENS INFORMATION

SCHEDULE / RESULTS (3-1)

Date	Opponent	Result/Time
Sun. Sept. 9	BUFFALO BILLS	W, 47-3
Thurs. Sept. 13	at Cincinnati Bengals	L, 34-23
Sun. Sept. 23	DENVER BRONCOS	W, 27-14
Sun. Sept. 30	at Pittsburgh Steelers	W, 26-14
Sun. Oct. 7	at Cleveland Browns	1 p.m.
Sun. Oct. 14*	at Tennessee Titans	4:25 p.m.
Sun. Oct. 21*	NEW ORLEANS SAINTS	4:05 p.m.
Sun. Oct. 28*	at Carolina Panthers	1 p.m.
Sun. Nov. 4*	PITTSBURGH STEELERS	1 p.m.
Sun. Nov. 11	BYE	
Sun. Nov. 18*	CINCINNATI BENGALS	1 p.m.
Sun. Nov. 25*	OAKLAND RAIDERS	1 p.m.
Sun. Dec. 2*	at Atlanta Falcons	1 p.m.
Sun. Dec. 9*	at Kansas City Chiefs	1 p.m.
Sun. Dec. 16*	TAMPA BAY BUCCANEERS	1 p.m.
Sat./Sun. Dec. 22/23*	at Los Angeles Chargers	TBD
Sun. Dec. 30*	CLEVELAND BROWNS	1 p.m.

*Flexible Scheduling Games Home Games in CAPS All Times Eastern

NOTE OF THE WEEK

Ravens WR **John Brown** ranks third in the NFL in yards-per-catch average (22.5), posting 338 yards and 3 TDs on 15 receptions through four games. Brown has posted 5 catches of 25+ yards, tying Julio Jones for the NFL's fourth most.

NFL YARDS-PER-CATCH AVERAGE / 2018 SEASON

Rk.	Player	Rec.	Yards	Avg.	LG	TDs
1.	DeSean Jackson (TB)	17	424	24.9	75t	3
2.	Jesse James (Pit.)	10	228	22.8	46	1
3.	John Brown (Bal.)	15	338	22.5	71	3
4.	O.J. Howard (TB)	11	222	20.2	75t	1
5.	Terrelle Pryor (NYJ)	8	158	19.8	44	0

Quick Hit: John Brown and DeSean Jackson are the only NFL players with at least 15 catches, 300 receiving yards, a 20.0 YPC average and 3 TDs.

NUMBERS TO RAVE ABOUT

2 – NFL teams (Baltimore & LA Rams) that rank in the NFL's Top 5 in both scoring offense and scoring defense. The Ravens are fifth and third (tied), respectively, while LA is second and fifth.

8 – Passing TDs for QB **Joe Flacco** this year, tying (2009) for the most he has produced through the first four games of a season.

13 – Consecutive games the Ravens have scored at least 20 points, the NFL's longest active streak. (It also marks the longest such streak in franchise history.)

27.8 – Defensive third-down percentage for the Ravens this season, ranking No. 2 in the NFL (KC, 23.8).

29.8 – Points per game the Ravens have averaged dating back to Week 8 of 2017, ranking as the NFL's second most (LA Rams, 31.2).

+58 – Baltimore's scoring differential this season (123-65), ranking second best in the NFL (LAR, +73). In the second half alone, the Ravens have outscored foes 49-9.

1,252 – Passing yards for QB **Joe Flacco** this season, ranking as the second most through the first four games of his career. (In 2012, he posted 1,269 yards in the opening four weeks.)

SPOTLIGHT: LB KENNY YOUNG



Pos: LB **Ht:** 6-1 **Wt:** 234 **Exp. (NFL/Ravens):** 1/1
College: UCLA **Hometown:** Boutte, LA

Who inspires you? "My family. It's personal, so it's like every person in my family inspires me in different ways. I want to be a perfect example to my little sister [14] as the only big brother. My father passed away, but his spirit lives on inside of me, continuing that legacy of us both being Kenneths. My mom – my love side, my caring side, my treating people right and family coming together comes from my mom's side. With me having a family one day, I aspire to do it at least the way my mom did it, as far as her love, smiling, clowning around, just her personality. Her personality drives me."

You were on the debate team at UCLA. How did that come about? "I was referred by a law professor. He went to UCLA, and he was on the debate team when he was younger. I had won a class debate that was nowhere near close to a topic that I like to talk about. I was 'for' the argument, and I emailed him right away and said, 'I really don't believe in this. I don't think I ever will.' And he said, 'Just give it some consideration. It's a debate.' He opened my mind up to a little bit of a different [idea], because it wasn't about if you were really for it or not, it was just, 'What were your points towards it?' I wound up crushing the debate. He was like, I want to invite you to the debate team. I tried out, and he said, 'I think it would be good for you. You will be doing media if you have a prosperous career, so I think it will help benefit you.' He said, 'I bet you'll be a sportscaster or commentator once you get done, because you can speak well.' That's what it was. I tried it out, and I did pretty well at it."

What's one of the most memorable debates you've had? "It's more interesting whenever you don't have much information about the topic, and you have a small amount of time to find information. You're finding facts and a way to voice that towards [your opponents]. Your object is to have stronger points than them. That's challenging but interesting, because it's like, 'How can I find something that I don't know about, but find great points to overcome what their point is? Who has stronger structure, a stronger foundation? It gets pretty interesting! You start yelling at each other, and it's fun."

What's your proudest accomplishment outside of football? "Winning the Academic & Student Services Success Award in college. It's for excelling well in the community, in your sport and in academics out of all of the athletes, boys and girls."

You majored in sociology. What was a particularly interesting class or assignment you had? "I had a paper published! It was a 'Grammar B' essay, and [UCLA] still uses it to this day. There were a couple, actually. A 'Grammar B' essay is basically something you write that's not in the form of an essay. It relates a thing to a concept. I wrote about an hourglass, and I wrote all the things I'm waiting for [up top], because when you think about it, it's an hourglass. The theme was time. It's waiting for time. At the bottom it says, 'I'm glad that you didn't get caught up in certain traps and certain stereotypes, whether that be because of a person, where you come from, where your family struggles or where you do well. They published it at UCLA as an example. It's a legit published essay."

A lot of people say, "Know your why." What is yours? "To shine my light as inspiration to the witness, the motives of my greatness."

2018 AFC NORTH STANDINGS

Teams	W	L	T	Home	Road	Div.	Con.	PF	PA
Cincinnati	3	1	0	1-0	2-1	1-0	2-0	126	113
Baltimore	3	1	0	2-0	1-1	1-1	3-1	123	65
Cleveland	1	2	1	1-0-1	0-2	0-0-1	1-1-1	102	104
Pittsburgh	1	2	1	0-2	1-0-1	0-1-1	0-2-1	102	116



NFL.COM'S NICK SHOOK ON THE RAVENS' OFFENSE:

“The Ravens’ receiving corps is experiencing a Great Awakening with Michael Crabtree and John Brown. It has made Baltimore’s offense incredibly fun to watch, when combined with the running of Alex Collins (and potential of tight end Mark Andrews). The Ravens are a team that cannot be overlooked on a weekly basis. They’re also a resilient bunch.”

NBC’s Cris Collinsworth on GM Ozzie Newsome’s crafting of the 2018 Ravens:

“They’re pretty good. I thought that as a receiver, [Newsome] understood that they had to be more dynamic. Joe Flacco had kind of gotten to be this checkdown guy, and they needed to be more explosive. So they got more explosive with [John] Brown adding some speed, with [Michael] Crabtree adding some playmaking. Drafting those two tight ends [Hayden Hurst and Mark Andrews] has already made a difference, and we’re already seeing the difference that those guys have made. ... If you’ve got Ozzie running the show, you’re not going to throw a gutter ball. There may be some ups and downs, but you’re not going to throw a gutter ball.”

NBC Sports’ Peter King, naming K Justin Tucker his Special Teams Player of the Week for the second-consecutive week:

“Heinz Field is, historically, a bit of a Bermuda Triangle for kickers. Except for one. Tucker was four-for-four in field goals Sunday night in the 26-14 victory over the Steelers. In fact, Tucker was the only person to score in the second half in this game. He hit on field goals of 47, 49, 28 and 31 yards after halftime. Now he has a streak of 17 straight at Heinz Field, and the most accurate field goal kicker of all time stretched his lead over Dan Bailey to almost two full percentage points. Tucker, number one, has made 90.2 percent of his kicks. Bailey, number two, is at 88.3 percent. That seems like a wow to me.”

QB Joe Flacco on the Ravens’ variety of offensive players:

“We have a lot of versatility at [the tight end] position, and we have a lot of versatility at our wide receiver group. I think our running backs do a great job of rotating in there, and they all do their things that they do really well. It is exciting that we have that. And our job is to go out there and continue to execute the way we’ve been executing. I think Marty [Mornhinweg] has been utilizing everybody, and guys have been executing pretty damn good. I think the line, those guys are really the key. They are the solid five guys that are out there every single play, and they have to play a physical game every single week. Keeping those guys healthy is a big deal, because those guys are playing awesome right now.”

Steelers coach Mike Tomlin on G Marshal Yanda:

“I just have a lot of respect for him and his body of work and how he plays. I always have. It’s obvious that he’s the heartbeat of that unit and has been for a long time.”

Former Cardinals coach Bruce Arians on WR John Brown:

“He can do it all. He might be small in stature, but he’s strong, he’s physical, he can make every catch. That’s the one thing about ‘Smoke,’ he’s one heck of a competitor. ... I’m so happy for him, because he’s been through so much with all the diagnoses and things that have gone on with him the last two years. He was a superstar waiting to happen, and I’m just so happy, because he such a great young man. I couldn’t wish it for anyone else any more than John Brown. ‘Smoke’ is one of my favorite players.”

Steelers QB Ben Roethlisberger on LB C.J. Mosley:

“He’s one of the best linebackers in the game. In terms of playmaking, obviously, when he’s your signal caller, getting guys set up, his experience – he’s just a phenomenal football player, maybe even better guy. I just think that when he’s out there, he’s a difference-maker.”

Defensive coordinator Don Martindale on OLB Za’Darius Smith’s progression into Year 4:

“He’s always been a big, strong kid, and what has happened is, he’s just starting to show what we thought when we drafted him. He’s more focused this year, and he’s really worked on his technique, and you’re seeing the dividends pay off with that. I think it’s awesome the way he’s started out, because he’s such a value to the defense, because he can rush inside and outside, as you all saw that.”

OLB Terrell Suggs on rookie LB Kenny Young:

“I just like that he’s a young dog. When you have a young dog that can run like he can run and just go, everything else can be corrected. We like you if you can just go and run and go make plays and go wreak havoc. Everything else can be coached. We like that kind of dog in him.”

John Harbaugh on his confidence in RB Javorius Allen:

“He’s grown as a player, especially on the third-down stuff. His pass protection is excellent. [He’s] become a real factor. In fact, we’re talking about how much better he can get as a receiver, in terms of shaking loose on some routes and keep growing in that area. He’s become – I think quietly – one of the better players in football at his position.”

Secondary coach Chris Hewitt on CB Marlon Humphrey:

“One thing that I can say about him is he’s got every attribute that you need to be a top corner in this league. I don’t expect anything less from him but to be a top corner.”



RAVENS / OPPONENT INFORMATION

2018 RANKINGS

DEFENSE

Category	--Ravens--		--Browns--	
	Stats	Rank	Stats	Rank
Total Defense	275.8	2	395.0	25
Rush Defense	82.5	4	116.8	23
Pass Defense	193.3	4	278.3	24
Points Per Game	16.3	3t	26.0	19
3rd-Down Def. %	27.8	2	36.2	11
4th-Down Def. %	0.0	2t	50.0	12t
Red Zone Def. (TD%)	44.4	7	58.8	18t

OFFENSE

Category	--Ravens--		--Browns--	
	Stats	Rank	Stats	Rank
Total Offense	396.8	10	366.0	19
Rush Offense	89.0	23	152.8	2
Pass Offense	307.8	8	213.3	24
Points Per Game	30.8	5	25.5	10t
3rd-Down Off. %	46.0	6	33.3	25t
4th-Down Off. %	60.0	11t	50.0	16t
Red Zone Off. (TD%)	76.5	4	63.6	9

TEAM

Category	--Ravens--		--Browns--	
	Stats	Rank	Stats	Rank
Turnover Ratio	even	14t	+7	1
Penalties	30	20t	28	14t
Penalty Yards	231	16	226	15

SERIES HISTORY

- **All-Time Series:** Ravens lead, 29-9.
- **In Baltimore:** Ravens are 15-4.
- **In Cleveland:** Ravens are 14-5.
- **Under John Harbaugh:** Baltimore is 18-2 vs. Cleveland.

BROWNS-RAVENS SERIES HISTORY SINCE 2008 / JOHN HARBAUGH ERA

Date	Location	Result	Attendance
09-21-08	Baltimore	Ravens, 28-10	71,104
11-02-08	Cleveland	Ravens, 37-27	73,078
09-27-09	Baltimore	Ravens, 34-3	70,950
11-16-09	Cleveland	Ravens, 16-0	69,023
09-26-10	Baltimore	Ravens, 24-17	71,119
12-26-10	Cleveland	Ravens, 20-10	65,028
12-04-11	Cleveland	Ravens, 24-10	63,648
12-24-11	Baltimore	Ravens, 20-14	71,083
09-27-12	Baltimore	Ravens, 23-16	70,944
11-04-12	Cleveland	Ravens, 25-15	65,449
09-15-13	Baltimore	Ravens, 14-6	71,098
11-03-13	Cleveland	Browns, 24-18	71,513
09-21-14	Cleveland	Ravens, 23-21	67,407
12-28-14	Baltimore	Ravens, 20-10	71,070
10-11-15	Baltimore	Browns, 33-30 (OT)	71,046
11-30-15	Cleveland	Ravens, 33-27	64,380
09-18-16	Cleveland	Ravens, 25-20	67,413
11-10-16	Baltimore	Ravens, 28-7	70,921
09-17-17	Baltimore	Ravens, 24-10	70,605
12-17-17	Cleveland	Ravens, 27-10	56,434

All-Time Series Results on Page 318 of the Ravens Media Guide.

RAVENS / BROWNS LEADERS

PASSING YARDS (TDs/INTs)

Joe Flacco	1,252 (8/2)	Baker Mayfield	496 (2/2)
Lamar Jackson	24 (0/0)	Tyrod Taylor	462 (2/2)

RUSHING YARDS (YPC)

Alex Collins	158 (3.5)	Carlos Hyde	285 (3.4)
J. Allen/L. Jackson	62 (n/a)	Nick Chubb	146 (14.6)

RECEIVING YARDS (CATCHES)

John Brown	338 (15)	Jarvis Landry	312 (24)
Willie Snead IV	198 (18)	Rashard Higgins	178 (13)
Michael Crabtree	184 (15)	Antonio Callaway	155 (10)

POINTS

Justin Tucker	39	Carlos Hyde	30
Javorius Allen	24	Greg Joseph	15
J. Brown/A. Collins	18	Nick Chubb	12

INTERCEPTIONS (YARDS)

Four Players	1 (n/a)	Damarious Randall	2 (50)
n/a	n/a	Denzel Ward	2 (26)

SACKS (YARDS)

Terrell Suggs	2.5 (-17)	Myles Garrett	4.5 (-21.5)
Three Players	2 (n/a)	Larry Ogunjobi	3 (-31)

TACKLES (SOLO)

Tony Jefferson	24 (17)	Joe Schobert	37 (16)
Kenny Young	21 (16)	T.J. Carrie	22 (14)
Eric Weddle	16 (14)	Larry Ogunjobi	21 (13)

GROSS PUNTING (NET)

Sam Koch	49.9 (40.1)	Britton Colquitt	42.1 (35.9)
--------------------	-------------	----------------------------	-------------

FIELD GOALS (PCT.)

Justin Tucker	9/10 (90.0)	Greg Joseph	4/4 (100.0)
-------------------------	-------------	-----------------------	-------------

PUNT RETURN YARDS (AVG.)

Janarion Grant (NOR)52 (7.4)	Jabrill Peppers	26 (4.3)
--------------------------------	-----------	---------------------------	----------

KICKOFF RETURN YARDS (AVG.)

Tim White	135 (22.5)	Jabrill Peppers	170 (21.3)
---------------------	------------	---------------------------	------------

2018 TALE OF THE TAPE

Category	Ravens	Browns
Record	3-1	1-2-1
Current Streak	Won 2	Lost 1
Points Scored	123	102
TDs Scored	14	12
Rushing TDs Scored	6	8
Passing TDs Scored	8	4
TDs on Returns	0	0
Points Against	65	104
TDs Allowed	7	12
Rushing TDs Allowed	2	4
Passing TDs Allowed	5	7
TDs on Returns Allowed	0	1
Time of Poss. Avg.	32:10	28:54
KOR Avg. For	23.9	19.6
KOR Avg. Against	24.4	27.6
PR Avg. For	6.2	5.0
PR Avg. Against	8.6	12.8
Sacks	10	12
Sacks Allowed	10	16
Interceptions	4	7
Interceptions Thrown	2	4
Fumbles Lost/Recovered	3/1	2/6



RAVENS / OPPONENT INFORMATION

TOP RAVENS-BROWNS CONNECTIONS

- Ravens GM/EVP and Hall of Fame TE **Ozzie Newsome** played 13 seasons in Cleveland. After his playing career, he then held positions as a scout, assistant to the head coach/offense/pro personnel, and director of pro personnel before moving to Baltimore as VP of player personnel in 1996.
- Baltimore special teams coordinator/associate head coach **Jerry Rosburg** was the ST coordinator for the Browns from 2001-06, while Ravens defensive line coach **Joe Cullen** held the same title in Cleveland for one season (2013).
- The Ravens' staff is comprised of many people who were invited to join the franchise when it moved from Cleveland: SVP of football administration **Pat Moriarty**, EVP of public & community relations **Kevin Byrne**, VP of football video operations **Jon Dubé**, SVP of operations **Bob Eller** and VP of IT **Bill Jankowski**.
- Ravens senior personnel assistant **George Kokinis** was the Browns' GM in 2009. Kokinis began his career with Cleveland as an operations intern (1991) and then as a scout (1992-95).
- Baltimore director of pro personnel **Vincent Newsome** played two seasons (1991-92) for the Browns before becoming a special assignment scout for the team from 1993-95.
- Baltimore secondary coach **Chris Hewitt** was a Browns intern in 2001 through the NFL's Minority Coaching Fellowship.
- Browns head coach **Hue Jackson** was the Ravens' quarterbacks coach for two seasons (2008-09), helping Baltimore advance to the playoffs both years.
- Browns senior offensive assistant **Al Saunders** served the same role for the Ravens from 2009-10.
- Ravens east area scout **Bobby Vega** spent 2005-18 within the Browns' scouting department, starting as a scouting assistant and working his way up to director.
- Browns QB **Tyrod Taylor** was drafted by the Ravens in the sixth round in 2011 and spent four years with the team. **DT Carl Davis** was a Ravens' third-round pick in 2015 and played for the team through the '18 training camp. **DL Trevon Coley** spent the 2016 training camp with Baltimore.

RAVENS RADIO BROADCASTS

- The Ravens' 2018 radio team features **Gerry Sandusky**, with former Ravens standouts **OLB Jarret Johnson** and **TE Dennis Pitta** splitting half the games as analysts. 98 Rock's **Kirk McEwen** serves as the sideline reporter for home games, while former Ravens **RB Justin Forsett** is the away game sideline reporter.
- All games can be heard on 98Rock (97.9 FM), WBAL 1090 AM, baltimoreravens.com, the Ravens mobile app (when in Baltimore) and on 21 regional affiliates. These broadcasts spans three states – Maryland, Pennsylvania and Delaware – and Washington, D.C.
- Additionally, Tico Sports produces a Spanish radio broadcast. With a crew consisting of David Andrade (play-by-play), Allen Gutierrez (analyst) and Juliana Lopez (producer), Tico Sports broadcasts games on Radio La Jefa WDMV 700 AM, the Ravens' flagship Spanish radio partner. The broadcast also digitally streams games on the Ravens Mobile App.



KEY NUMBERS VS. CLEVELAND

4

Consecutive games **S Eric Weddle** has recorded an INT vs. Cleveland.

5

Consecutive wins the Ravens have over Cleveland. In those games, Baltimore has posted 10 INTs and 14 sacks, averaging 27.4 points per game and allowing just 14.8 ppg.

10

Games the Ravens have held Cleveland to 10-or-fewer points during the **John Harbaugh** Era (20 total games since 2008). Baltimore has scored at least 28 points six times during this span.

17-2

QB Joe Flacco's record vs. Cleveland, the third-best winning percentage (.895) by an active QB vs. a particular team (min. 12 starts): Tom Brady 28-3 (.903) vs. Buffalo & Ben Roethlisberger 22-2-1 (.900) vs. Cleveland.

18

Career sacks for **OLB Terrell Suggs** vs. Cleveland, the most he has against any one team during the regular season.

27-12

Touchdowns to interceptions **QB Joe Flacco** has in 19 career games vs. the Browns. He averages 228.4 passing yards per game for a 90.5 QB rating. In nine games at Cleveland, he's 8-1 with 11 TDs and 5 INTs.

WEEK 4 RECAP: BAL. 26, PIT. 14

The Ravens' defense shut out the Steelers in the second half on the way to an impressive 26-14 win at Heinz Field last Sunday. (Through the season's first four games, Baltimore has not allowed a second-half touchdown.) The Ravens' defense, under first-year defensive coordinator **Don Martindale**, entered the contest as the NFL's top-rated and limited the hosts to 284 yards (only 19 rushing yards.) In six second-half possessions, Pittsburgh's offense was held to a pair of three-and-outs, 4 punts, an INT and a turnover on downs. The Ravens exploded out of the gate, leaping to a 14-0, first-quarter lead on a pair of **QB Joe Flacco** TD passes. The first came on the game's opening drive when **WR John Brown** caught a 33-yard TD dart. After **S Tony Jefferson** stole the ball from Steelers TE Vance McDonald at the Pittsburgh 31-yard line, Flacco soon hit **RB Alex Collins** with a 3-yard TD toss. Collins' fumble on the Steelers' 1-yard line stopped another potential scoring opportunity in the second quarter. A pair of K Chris Boswell field goals (34 and 39 yards) put the Steelers on the scoreboard at 14-6. Pittsburgh then scored its only TD of the night when QB Ben Roethlisberger found WR Antonio Brown in the end zone with a 26-yard TD strike. Roethlisberger's 2-point conversion to RB James Conner tied the game at 14 at the half. The Ravens' defense limited the Steelers to just 47 total yards in the last two quarters. Meanwhile, Baltimore **K Justin Tucker** converted four FGs, a 47-yarder in the third quarter and makes from 49, 28 and 31 in the final period. Flacco completed passes to 11 different teammates, finishing 28-of-42 for 363 yards and a 109.5 QB rating. Brown caught 3 for a game-high 116 yards. **WR Willie Snead IV** grabbed 6 for 56, and **TE Maxx Williams** snagged 5 for 51 yards. The Ravens totaled 451 yards to Pittsburgh's 284. Roethlisberger was 27-of-47 for 274 yards with 1 TD and an INT.



RAVENS WINNING WAYS

TOP FRANCHISES / SINCE 2000

TOTAL WINS

1. New England Patriots . . . 243
2. Pittsburgh Steelers . . . 204
3. Indianapolis Colts . . . 193
4. Green Bay Packers . . . 192
5. Philadelphia Eagles . . . 187
- 6. BALTIMORE RAVENS . . . 184**

SUPER BOWL BERTHS

1. New England Patriots . . . 8
2. New York Giants 3
- Pittsburgh Steelers 3
- Seattle Seahawks 3
- 5. BALTIMORE RAVENS 2**
- Car., Den., Ind., Phi. 2

SUPER BOWL TITLES

1. New England Patriots . . . 5
- 2. BALTIMORE RAVENS 2**
- New York Giants 2
- Pittsburgh Steelers 2
- Den., GB, Ind., 1
- NO, Phi., Sea., TB 1

CONF. TITLE GAMES

1. New England Patriots . . 12
- Philadelphia Eagles 6
- Pittsburgh Steelers 6
- 4. BALTIMORE RAVENS 4**
- Green Bay Packers 4
- Indianapolis Colts 4

WINNING SEASONS

1. New England Patriots . . 17
- Green Bay, Pittsburgh . . 14
- Indianapolis Colts 13
- 5. Baltimore Ravens 12**
- Philadelphia, Seattle 12

PLAYOFF BERTHS

1. New England Patriots . . 15
- Green Bay, Indianapolis . . 13
- Pittsburgh Steelers 12
- Philadelphia, Seattle . . 11
- 7. BALTIMORE RAVENS 10**

PLAYOFF GAMES

1. New England Patriots . . 37
- Pittsburgh Steelers 25
- Green Bay Packers 24
- Indianapolis Colts 24
- 5. BAL., Phi., Sea. 23**

PLAYOFF WINS

1. New England Patriots . . 27
- 2. BALTIMORE RAVENS 15**
- Pittsburgh Steelers 15
- Philadelphia Eagles 13
- Seattle Seahawks 13

SUPER BOWL CHAMPIONS



**LB Ray Lewis - 2000
Super Bowl XXXV MVP**

In a magnificent effort showcasing thrilling performances by their defense, offense and special teams units, the Baltimore Ravens won Super Bowl XXXV with a 34-7 victory over the New York Giants. Allowing the Giants a meager 152 total net yards, New York's attack crossed midfield just twice, while Baltimore's "D" posted 4 INTs. LB Ray Lewis was named the game's MVP, capping an accolade-filled season in which he was also tabbed the NFL's Defensive Player of the Year.



**QB Joe Flacco - 2012
Super Bowl XLVII MVP**

Baltimore defeated San Francisco, 34-31, in Super Bowl XLVII, capturing the franchise's second World Championship. After an amazing first-half performance, the Ravens took a commanding 28-6 lead. But following a bizarre, 34-minute power outage that halted play, the 49ers stormed back into contention. Clinging to a 34-29 edge late in the game, the Ravens stood firm on a pivotal goal-line stand, jamming SF on four-straight plays inside the 7-yard line. QB Joe Flacco was named the game's MVP.

PLAYOFF PERFORMERS

PLAYOFF WINNING PERCENTAGE (Since 1970 Merger)

Rk.	Team	Record	Pct.
1.	BALTIMORE RAVENS**	15-8	.652
2.	New England Patriots****	33-19	.635
3.	New York Giants****	20-12	.625
4.	San Francisco 49ers*****	30-19	.612
5.	Pittsburgh Steelers*****	36-24	.600

* Number of Super Bowl Titles

JOHN HARBAUGH ERA

(SINCE 2008)

PLAYOFF BERTHS

1. New England Patriots . . . 9
- Green Bay Packers 8
- Pittsburgh Steelers 7
- 4. BALTIMORE RAVENS 6**
- Atlanta Falcons 6
- Cincinnati Bengals 6
- Indianapolis Colts 6
- Seattle Seahawks 6

TOTAL WINS

1. New England Patriots . . 138
- Pittsburgh Steelers 115
- Green Bay Packers 111
- 4. BALTIMORE RAVENS . . . 107**
- New Orleans Saints . . . 104
- Atlanta Falcons 100
- Denver Broncos 100

PLAYOFF WINS

1. New England Patriots . . 13
- 2. BALTIMORE RAVENS . . . 10**
- Green Bay Packers 9
- Seattle Seahawks 9
- Pittsburgh Steelers 8

PLAYOFF GAMES

1. New England Patriots . . 20
- Green Bay Packers 16
- 3. BALTIMORE RAVENS . . . 15**
- Pittsburgh Steelers 14
- Seattle Seahawks 14

AFC TITLE GAMES

1. New England Patriots . . . 7
- 2. BALTIMORE RAVENS 3**
- Pittsburgh Steelers 3
- Denver Broncos 2
- Indianapolis Colts 2
- New York Jets 2

PLAYOFF ROAD WINS

- 1. BALTIMORE RAVENS 7**
- Green Bay Packers 5
- New York Jets 4
- San Francisco 49ers 3
- NY Giants, Philadelphia . . 2
- Pittsburgh, Seattle 2

REG. SEASON WINS

1. New England Patriots . . 125
- Pittsburgh Steelers . . . 107
- Green Bay Packers . . . 102
- New Orleans Saints . . . 98
- 5. BALTIMORE RAVENS 97**
- Atlanta Falcons 96
- Denver Broncos 94

REG. SEASON HOME WINS

1. New England Patriots . . 70
- 2. BALTIMORE RAVENS 61**
- Green Bay Packers 61
- Pittsburgh Steelers 58
- New Orleans Saints 56
- Minnesota Vikings 55
- Atlanta Falcons 54

SUPER BOWL SUCCESS

The Baltimore Ravens are one of four franchises (New England, NY Giants and Pittsburgh) to win multiple Super Bowls since 2000.



HEAD COACH JOHN HARBAUGH

ALL-TIME RAVENS COACHING RECORDS

John Harbaugh is the third head coach in Baltimore Ravens history. He is the franchise's all-time winningest coach (107 total victories), with Brian Billick (85) ranking second.

SEASONS
RAVENS: 11TH
NFL: 21ST

Coach	Seasons	Reg. Season	Playoffs	Total
John Harbaugh	2008-18	97-67	10-5	107-72
Brian Billick	1999-2007	80-64	5-3	85-67
Ted Marchibroda	1996-98	16-31-1	n/a	16-31-1



HARBAUGH HEAD COACHING RECORDS (2008-18)

- Overall Career Record . . . 107-72
- Regular Season Record . . . 97-67
- at Home 61-21
- on Road 36-46
- vs. AFC 74-50
- vs. AFC North 38-24
- vs. NFC 23-17
- Playoffs Record 10-5
- Home Playoff Games 2-0
- Road Playoff Games 7-5
- Super Bowl Record 1-0
- vs. Browns 18-2

RAVENS WINS UNDER HARBAUGH

Including playoffs (10-5), the Ravens are 107-72 since **John Harbaugh's** 2008 arrival, posting the NFL's fourth-most victories.

TOTAL NFL WINS / INCLUDING PLAYOFFS / SINCE 2008

Rk.	Team	Total Wins
1.	New England Patriots	138
2.	Pittsburgh Steelers	115
3.	Green Bay Packers	111
4.	Baltimore Ravens	107
5.	New Orleans Saints	104

HARBAUGH SEASON-BY-SEASON

Year	Record	Playoffs (Result)
2018	3-1	TBD
2017	9-7	No Playoff Berth
2016	8-8	No Playoff Berth
2015	5-11	No Playoff Berth
2014	10-6	1-1 (Advanced to Divisional Round)
2013	8-8	No Playoff Berth
2012	10-6	4-0 (Won Super Bowl XLVII)
2011	12-4	1-1 (Advanced to AFC Championship)
2010	12-4	1-1 (Advanced to Divisional Round)
2009	9-7	1-1 (Advanced to Divisional Round)
2008	11-5	2-1 (Advanced to AFC Championship)

HARBS IS HISTORICALLY GOOD

MOST PLAYOFF WINS BY A COACH / FIRST 10 SEASONS (Since 1970 Merger)

Coach (Team)	Playoff Wins	Seasons
Joe Gibbs (Was.)	12	1981-90
Chuck Knoll (Pit.)	11	1968-78
John Harbaugh (Bal.)	10	2008-17
Bill Belichick (Cle. & NE)	10	1991-95, 2000-04
Andy Reid (Phi.)	10	1999-2008
George Seifert (SF, Car.)	10	1989-96, '99-'00
Bill Walsh (SF)	10	1979-88

THE HARBAUGH FILE

John Harbaugh has led the Ravens to a playoff berth in six (2008-12 & 2014) of his 10 full seasons in Baltimore, and in 2012, captured the franchise's second Super Bowl title. Under "Harbs," the Ravens have secured an appearance in three AFC Championships (2008, 2011 & 2012).

Here are several Harbaugh quick hits:

- The Ravens are one of only eight teams (NE – 9; GB – 8; Pit. – 7; Atl., Bal., Cin., Ind. & Sea. – 6) to earn at least six postseason berths in the last 10 years. (Baltimore has won at least one game in each of those playoff campaigns.)
- The Ravens' 10 playoff wins since 2008 rank second only to New England's 13.
- "Harbs" is the only head coach in NFL history to win a playoff game in each of his first four and five seasons.
- John and his brother, Jim (formerly of the 49ers), are the only head coaches to advance to three conference title games in the first five years as NFL bosses.
- Harbaugh is the only coach in NFL history to win a playoff game in six of the first seven seasons of a coaching career.
- In 2012, Harbaugh became the third coach (with Bill Cowher & Chuck Knox) since the 1970 merger to guide his team to the playoffs in each of his first five seasons.
- Harbaugh owns the third-most playoff wins (10, tied) by a coach in his first 10 seasons (since the 1970 merger).
- With the Ravens' 2014 playoff berth, Harbaugh became one of eight coaches in NFL history to make the postseason in six of their first seven seasons coaching.
- For coaches to make the playoffs in at least six of their first 10 years, "Harbs" is one of five active coaches to do so (Pete Carroll, Mike McCarthy, Andy Reid & Mike Tomlin).
- Harbaugh, Tom Landry (Dal.) and Tom Coughlin (Jax./NYG) own the most road playoff wins (7) by a HC in NFL history.



HEAD COACH JOHN HARBAUGH

ACTIVE HEAD COACH WINNING PERCENTAGE

Head coach **John Harbaugh** owns the fifth-best winning percentage (.598, tied) among active coaches (min. 75 games), compiling an impressive 107-72 record (including playoffs).

ACTIVE HEAD COACHES / CAREER WINNING PERCENTAGE (Totals Include Regular Season and Playoff Games / Min. 75 Games)

Rk.	Coach	Team	Seasons	Record	Pct.
1.	Bill Belichick	Cle./NE	1991-95, 2000-18	280-131	.681
2.	Mike Tomlin	Steelers	2007-18	125-69-1	.644
3.	Mike McCarthy	Packers	2006-18	133-79-2	.626
4.	Sean Payton	Saints	2006-18	115-77	.599
5.	John Harbaugh	Ravens	2008-18	107-72	.598
	Andy Reid	Phi./KC	1999-2018	198-133-1	.598
7.	Pete Carroll	NYJ/NE/Sea.	'94, '97-99, '10-18	124-88-1	.585

TRENDS UNDER HARBS

On grass.	41-29
Artificial turf	56-38
September.	25-12
October	16-22
November	30-12
December	23-19
January	3-2
Leading at halftime	77-17
Leading after 3 quarters	86-15
When scoring first.	72-20
Positive or even turnover ratio.	78-27
Scoring 20 or more points	80-29
Scoring 30 or more points	36-5
Totaling 350 or more net yards.	51-24
Rushing for 150 or more yards.	28-6
Holding opp. under 250 net yards	33-6
Holding opp. under 21 points.	80-14
Holding opp. under 15 points.	59-6

POSTSEASON SUCCESS: ACTIVE COACHES

PLAYOFFS WIN PERCENTAGE (Min. 5 Games)

Rk.	Coach	Rec.	Pct.
1.	Bill Belichick	28-11	.718
2.	John Harbaugh	10-5	.667
3.	Dan Quinn	3-2	.600
4.	Pete Carroll	10-7	.588
5.	Sean Payton	7-5	.583

SUPER BOWL TITLES

1. Bill Belichick	5
2. John Harbaugh	1
Pete Carroll	1
Mike McCarthy	1
Sean Payton.	1
Doug Pederson	1
Mike Tomlin.	1

HARBAUGH'S PATH TO THE NFL

Team	Position	Years
Baltimore Ravens	Head Coach	2008-18
Philadelphia Eagles	Secondary	2007
Philadelphia Eagles	Special Teams Coord.	1998-2006
Indiana University	DBs/Special Teams Coord.	1997
University of Cincinnati	Assistant Head Coach	1995-96
University of Cincinnati	TEs/OLBs/RBs/Special Teams	1989-94
Morehead State	DBs/ST Coord./S&C Coach	1988
University of Pittsburgh	Tight Ends	1987
Western Michigan	Graduate Assistant	1984-86

RAVENS UNDER HARBAUGH: SINCE 2008



AFC TITLE GAMES
(2nd Most - tied, Pit.)



ROAD PLAYOFF WINS
(NFL High)



PLAYOFF WINS
(2nd Most, NE - 13)



WINS AT HOME
(2nd Most)



TOTAL VICTORIES
(4th Most)

"I like the message that John brings. He doesn't talk like a guy who has been here 10 years. It's amazing how he tends to rejuvenate himself and his message, and we're lucky to have a leader like him."

- Steve Bisciotti, Ravens Owner





JERRY ROSBURG & SPECIAL TEAMS NOTES



ROSBURG LEADS RAVENS SPECIALISTS

SEASONS
RAVENS: 11TH
NFL: 18TH

Special teams coordinator/associate head coach **Jerry Rosburg** has guided a stellar special teams group since arriving in Baltimore in 2008. Below are several standout notes about the coach and his successful group of specialists.

SIX PRO BOWLERS

• Six Ravens have earned eight combined Pro Bowl honors while playing for Rosburg: ST **Brendon Ayanbadejo** (2008), K **Billy Cundiff** (2010), RS **Jacoby Jones** (2012), K **Justin Tucker** (2013 & 2016), LS **Morgan Cox** (2015 & 2016) and P **Sam Koch** (2015).

PRIME KICKER & PUNTER

• Two-time Pro Bowl **K Justin Tucker**, who Rosburg scouted and helped sign as a rookie free agent, owns the NFL's most FGs (211) since entering the NFL in 2012. With a 90.2% career success mark, "Tuck" is the most accurate kicker in league history (211-of-234 on FGAs). Earning his first Pro Bowl nod in 2015, **P Sam Koch's** 46.7 gross average ranked No. 9 in the NFL that season, while his 42.9 net average was No. 2. In 2017, Koch led the NFL in both punts inside the 10 (16) and inside the 20 (a franchise-record 40).

RAVENS' BIG RETURNS

• Led by Pro Bowl RS **Jacoby Jones** in the 2012 Super Bowl season, Baltimore ranked first in the NFL in KOR average (27.3). Jones, who became the first player ever to record dual KORs of at least 105 yards in a career, tied for a league-leading 3 kick return TDs (2 KORs & 1 PR). He also tied an NFL record for longest KOR in a Super Bowl with his 108-yard KOR-TD. (In 2014's game at Pit., he added another 108-yarder to his resume, marking 4 total KOR-TDs over 100 yards in his career.)

2017: RAVENS RETURN GAMES SOARS IN WEEK 6 vs. CHICAGO

• In Week 6 vs. Chicago, for the first time in franchise history, the Ravens returned a kickoff and punt return for a TD in the same game. RB **Bobby Rainey Jr.** posted a 96-yard KOR-TD, while WR **Michael Campanaro** registered a 77-yard PR-TD. The Ravens became the first NFL team to have KOR and PR touchdowns in the same game since 2013, when Detroit and Kansas City each accomplished the feat on 12/8/13.

BALTIMORE BLOCK PARTY

Since 2014, the Ravens have produced the NFL's second-most blocked kicks (13, tied), including an NFL-high (tied) 4 in 2016.

MOST BLOCKED KICKS (Since 2014)

Rk.	Team	Blocks
1.	Philadelphia	15
2.	Baltimore	13
	Miami	13

MOST BLOCKED KICKS (2016 Season)

Rk.	Team	Blocks
1.	Baltimore	4
	Miami	4
3.	Five Teams	3

RAVENS' 13 BLOCKS: BREAKDOWN (SINCE 2014)

Total Blocks	13	1st Qtr.	3	When Losing	8
FG Blocks	7	2nd Qtr.	1	When Winning	3
PAT Blocks	3	3rd Qtr.	3	When Tied	2
Punt Blocks	3	4th Qtr.	6	Record w/ Block	.8-5



J. Tucker FGs Made
NFL's Most Since '12



J. Tucker Points Scored
NFL's Second Most Since 2012



J. Tucker Career FG %
Best in NFL History



Ravens Kickoff Return TDs
NFL's Second Most Since 2011



Ravens Total Kick Return TDs
NFL's Third Most Since 2011

SIX STRAIGHT IN THE TOP 5

In the past six full seasons (2012-17), the Ravens' special teams units have consistently been acknowledged as one of the league's best. In the annual special teams report from senior NFL writer **Rick Gosselin**, Baltimore has ranked in the NFL's Top 5 for six-straight seasons. (Gosselin's report is recognized by NFL teams as a special teams measuring stick.)

RAVENS SPECIAL TEAMS RANKINGS IN RICK GOSSELIN'S ANNUAL REPORT (Past Six Seasons)

Season	Ranking
2017	4th
2016	5th
2015	1st
2014	5th
2013	5th
2012	2nd

No other NFL team has been in the Top 5 (or even the Top 10) in each of the past six seasons.

TOP KOR AVERAGE

Since 2008, when **Jerry Rosburg** became the Ravens' ST coordinator, Baltimore owns the NFL's No. 1 KOR average (25.3).

NFL KICKOFF RETURN AVERAGE (Since 2008 / Rosburg's Baltimore Tenure)

Rk.	Team	KOR	Yards	Avg.	Long	TDs
1.	Baltimore Ravens	452	11,454	25.3	108t	7
2.	Minnesota Vikings	504	12,378	24.6	109t	10
3.	Atlanta Falcons	385	9,242	24.0	102t	1
4.	Seattle Seahawks	469	11,119	23.7	105t	6
5.	New York Jets	503	11,875	23.6	107t	6



DON "WINK" MARTINDALE & DEFENSIVE NOTES

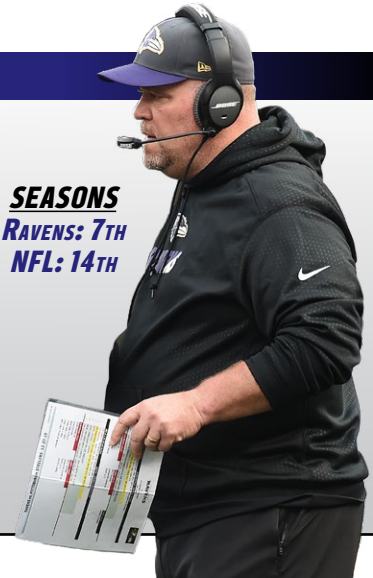
"WINK" TO LEAD THE DEFENSE

On Jan. 9, 2018, the Ravens promoted **Don "Wink" Martindale** to defensive coordinator following the retirement of Dean Pees. Martindale, 54, is in his seventh year with the Ravens after serving as LBs coach from 2016-17 and ILBs coach from 2012-15. Under his guidance, **LB C.J. Mosley** has become one of the league's top defenders, earning three Pro Bowls.

The 2018 campaign marks Martindale's 14th season coaching in the NFL, where he has also spent time with Oakland (2004-08) and Denver (2009-10). In 2010, he served as the Broncos' defensive coordinator.

"'Wink' has earned the promotion to defensive coordinator," **John Harbaugh** stated. "His aggressive mentality will serve to take our defense to new levels. He is obviously respected by players, many of whom have already benefited from his direct coaching at the linebacker position. He knows the ins and outs of what we have been about on defense and has been an important contributor to our success on that side of the ball. This is an exciting day for Wink and his family, and also one for the Ravens."

SEASONS
RAVENS: 7TH
NFL: 14TH



2018 DEFENSIVE QUICK HITS

- ✓ *The Ravens have posted an NFL-high 32 passes defensed entering Week 5 of the season.*
- ✓ *Baltimore's 5.31 passing yards per attempt allowed ranks No. 1 in the NFL this season.*
- ✓ *The Ravens' third-down "D" (27.8%) ranks second in the NFL, while Baltimore also hasn't let foes convert a fourth down (0-for-3).*

SHUT 'EM DOWN

The Ravens have posted an NFL-high 13 shutouts since their 1996 inception, a mark that includes three opponent "blankings" last season. Baltimore is the fifth team – and first since 2003 (NE) – in the past 30 years to record at least three shutouts in a season.

MOST SHUTOUTS (Since 1996 / Ravens' Inception)		MOST SHUTOUTS IN A SEASON (Past 30 Years)	
Rk.	Team	Rk.	Team
1.	Baltimore Ravens13	1.	Baltimore (2000) 4
2.	San Francisco 49ers11	2.	Baltimore (2017) 3
	Seattle Seahawks11		New England (2003) 3
4.	New England Patriots . . .10		San Francisco (2001) 3
	Pittsburgh Steelers10		Washington (1991) 3

ALL-TIME RAVENS 'D' COORDINATORS

Don Martindale joins a long line of great Ravens defensive coordinators, four of whom have gone on to become NFL head coaches: Marvin Lewis (1996-2001), Mike Nolan (2002-04), Rex Ryan (2005-08) and Chuck Pagano (2011).

RAVENS ALL-TIME DEFENSIVE COORDINATORS

Don Martindale (2018)	Rex Ryan (2005-08)
Dean Pees (2012-17)*	Mike Nolan (2002-04)
Chuck Pagano (2011)	Marvin Lewis (1996-2001)*
Greg Mattison (2009-10)	* Super Bowl-winning DC

RAVENS' STANDOUT "D"

Entering Week 5, the Ravens own the NFL's No. 2 defense, allowing just 275.8 yards per game. Baltimore has also registered the NFL's top defensive passer rating (69.1).

2018 TOTAL DEFENSE

1. Jacksonville 259.3
2. Baltimore 275.8
3. Washington 278.0

2018 DEF. PASSER RATING

1. Baltimore 69.1
2. Miami 72.2
3. Washington 77.0



Points Per Game Allowed by the Ravens in 2018 (tied, Chicago, for third in NFL)

RAVENS "D" UNDER HARBAUGH

Don Martindale leads a defensive unit that, during the **John Harbaugh** Era (2008-18), has been superb.

POINTS PER GAME ALLOWED

1. Baltimore 19.1
- Pittsburgh 19.1
3. New England 19.4

TOUCHDOWNS ALLOWED

1. Baltimore 329
2. Pittsburgh 338
3. Seattle 344

TOTAL NET YARDS ALLOWED

1. Pittsburgh 309.8
2. Baltimore 316.7
3. NY Jets 319.3

OPPONENT PASSER RATING

1. Baltimore 78.9
2. Cincinnati 81.0
3. Seattle 81.3

RUSHING YARDS ALLOWED

1. Pittsburgh 94.2
2. Baltimore 97.8
3. Minnesota 101.1

THIRD-DOWN DEFENSE

1. Houston 35.9
2. Baltimore 36.0
3. Denver 36.1

TOPS IN TURNOVER MARGIN IN 2017

The Ravens tallied the NFL's most INTs (22) in 2017. Baltimore also registered the NFL's most takeaways (34).

2017 NFL INTERCEPTIONS

1. Baltimore 22
2. Jacksonville 21
3. New Orleans 20

2017 TURNOVERS FORCED

1. Baltimore 34
2. Jacksonville 33
3. Detroit 32

Second-Half "D" Dominates: According to ESPN Stats & Info, the Ravens are the first team since 2006 not to allow a second-half touchdown in each of their first four games of a season. Baltimore has permitted just 9 points in the second half all season.



MARTY MORNHINWEG & OFFENSIVE NOTES

MARTY MANS THE OFFENSE

Marty Mornhinweg was elevated to offensive coordinator on Oct. 10, 2016. A 24-year NFL coaching veteran, Mornhinweg, who joined Baltimore as QBs coach in 2015, is a former head coach of the Lions (2001-02). He has also served as offensive coordinator for the New York Jets (2013-14), Philadelphia Eagles (2004-12) and San Francisco 49ers (1997-2000).

FIVE PRO BOWLERS

- Throughout his NFL coaching career, five quarterbacks have earned Pro Bowl honors under Mornhinweg's direction: Michael Vick, Donovan McNabb, Steve Young, Jeff Garcia and Brett Favre.

SEASONS

RAVENS: 4TH
NFL: 24TH



MARTY'S NFL COORDINATOR ROLES

1997-2000: 49ers – Offensive Coordinator/QBs Coach

- During this span, SF offense ranked third in total net yards (364.6 ypg), including third in rushing (131.4 ypg) and fifth in passing (233.2 ypg).
- In 1999, the 49ers boasted the NFL's No. 1 rush offense (130.9 ypg).
- In 1998, SF offense ranked No. 1 in the NFL (425.0 ypg), including first in rushing (159.0 ypg) and second in passing (266.0 ypg).

2004-12: Eagles – Offensive Coordinator/Asst. Head Coach

- Under Mornhinweg, 10 offensive players earned a total of 17 Pro Bowl honors. Philly set a then-franchise best with 6,386 total net yards in 2011.
- In his first season (2004) guiding the offense, Philadelphia advanced to Super Bowl XXXIX.

2013-14: NY Jets – Offensive Coordinator

- Jets ranked third in the NFL rush offense (138.7 ypg) during this span.
- In 2014, helped guide a rushing attack that finished third in the NFL (142.5 ypg) behind RBs Chris Ivory and Chris Johnson.

2016-18: Baltimore Ravens – Offensive Coordinator

- In 2016, QB Joe Flacco threw for a franchise-record 4,317 yards.
- Over 2017 season's last nine games, Baltimore scored the NFL's second-most points per contest (29.4). During this span, the Ravens also ranked No. 1 in fewest giveaways (5) and No. 2 in sacks allowed (10).

TOP "O" UNDER HARBAUGH

The Ravens' Top 6 all-time single-game offensive outputs have come during the **John Harbaugh/QB Joe Flacco** Era, including a 496-yard performance vs. Miami with **Marty Mornhinweg** as O.C. in 2016.

RAVENS TOP TOTAL NET YARDS (Single-Game History)

Yards	Game/Date	Results
553	09/25/11 at STL	W, 37-7
548	12/13/09 vs. Det.	W, 48-3
533	12/23/12 vs. NYG	W, 33-14
503	09/23/12 vs. NE	W, 31-30
501	09/13/09 vs. KC	W, 38-24
496	12/04/16 vs. Mia.	W, 38-6

BALTIMORE RAVENS MOST TOTAL YARDS

(Since 2012 / Past Six Years)
12/23/12 vs. NYG 533
09/23/12 vs. NE 503
12/04/16 vs. Mia. 496
09/20/15 at Oak. 493
10/12/14 at TB 475
09/28/14 vs. Car. 454

RUN GAME QUICK HITS

- ✓ *The Ravens' 6 rushing TDs in 2018 tie (Den.) for the NFL's third most entering Week 5. RB Javorius Allen owns a team-high 3 rushing scores.*
- ✓ *Since 2008, the Ravens' 146 rushing TDs rank seventh.*
- ✓ *Under Harbaugh, when rushing for at least 125 yards in a game, the Ravens have produced a 49-10 record. Baltimore is 28-6 when rushing for at least 150 yards during the Harbaugh Era.*

MARTY'S RED ZONE RAVENS

In Week 4 at Pittsburgh, Baltimore became the first team in league history to score a TD on all 13 of its RZ possessions to begin a season. (The streak was later snapped during the game). This season, Baltimore's "O" has been hot in the RZ.

RED ZONE OFFENSE / TOUCHDOWN SCORING PCT. / 2018

Rk.	Team	Drives	RTDs	PTDs	Total TDs	Pct.
1.	Cincinnati	13	4	7	11	84.6
2.	Kansas City	17	4	10	14	82.4
3.	Pittsburgh	9	3	4	7	77.8
4.	Baltimore	17	6	7	13	76.5

Quick Hit:

- In its last nine games (dating back to 2017), Baltimore has scored 27 TDs on 37 RZ trips (72.9%).

RAVENS PILE UP THE POINTS

13 – Consecutive games the Ravens have scored at least 20 points, the NFL's longest active streak. (It also marks the longest such streak in franchise history.)

29.8 – Points per game the Ravens have averaged dating back to Week 8 of 2017, ranking as the NFL's second most (LA Rams, 31.2).

+58 – Baltimore's scoring differential this season (123-65), ranking second best in the NFL (LAR, +73). In the second half alone, the Ravens have outscored foes 49-9.

PRIME PROTECTION

Since 2014 (a 68-game span), Baltimore's 113 sacks permitted rank as the NFL's second fewest. The Ravens have allowed zero sacks in 15 games since 2014, a mark that stands as the NFL's third most.

NFL'S FEWEST SACKS ALLOWED / SINCE 2014

Rk.	Team	Sacks
1.	Oakland Raiders	111
2.	Baltimore Ravens	113
3.	New Orleans Saints	115

ZERO SACKS ALLOWED / GAMES / SINCE 2014

New York Giants	16
Oakland Raiders	16
Baltimore Ravens	15
Minnesota/Pittsburgh	14



ASSISTANT COACHES

JERRY ROSBURG

SPECIAL TEAMS COORD. / ASSOC. HEAD COACH

In his 40th season coaching, Rosburg has guided an exceptional special teams group over his 10 years (2008-17) with the Ravens. Specifically in the past six full seasons (2012-17), the Ravens' ST units have consistently been acknowledged as one of the league's best. In the annual special teams report from senior NFL writer Rick Gosselin, Baltimore has ranked in the NFL's Top 5 for six-straight seasons (and is the only team to do so).

DON MARTINDALE

DEFENSIVE COORDINATOR

"Wink" was promoted to "D" coordinator on Jan. 9, 2018 after six years working with Baltimore's LBs. Originally joining the Ravens in 2012, during the past six seasons, Martindale has guided and helped grow a number of standout linebackers, most notably ILB C.J. Mosley. Martindale was the Broncos' "D" coordinator in 2010, and in 2009, coached all four LBs in the 3-4 scheme.

MARTY MORNHINWEG

OFFENSIVE COORDINATOR

Mornhinweg is in his third year as offensive coordinator, originally assuming the role in Week 6 of 2016. A 34-year coaching veteran and former NFL head coach (Lions), he has an extensive background coordinating offenses and tutoring QBs. Throughout his NFL career, five QBs have earned Pro Bowl honors under his direction: Michael Vick, Donovan McNabb, Jeff Garcia, Steve Young and Brett Favre.

GREG ROMAN

ASSISTANT HEAD COACH / TIGHT ENDS COACH

Roman is in his second stint with the Ravens, re-joining the team in 2017. In the latter part of '17, Baltimore's offense made big strides, and following the season, he was promoted to assistant head coach/TEs coach. Since his first term in Baltimore (2006-07), he has been a successful NFL offensive coordinator both in San Francisco and Buffalo.

RICHARD ANGULO

ASSISTANT OFFENSIVE LINE COACH

Angulo is in his fifth year with the Ravens and his second as the team's assistant offensive line coach. In 2017, he helped coach an offensive line that allowed the league's seventh-fewest sacks (27, tied with Minnesota). From 2015-16, he served as Baltimore's tight ends coach after being promoted from his original position of offensive coaching intern (2014).

ANDY BISCHOFF

OFFENSIVE ASSISTANT / TIGHT ENDS

Bischoff is in his fourth year with the Ravens and continues his work with the TEs, while aiding "O" coordinator Marty Mornhinweg and assistant head coach Greg Roman, who also coaches the TEs.

RANDY BROWN

SPECIALISTS COACH

Brown works directly with the kicking group – K Justin Tucker, P Sam Koch (holder) and LS Morgan Cox – and has coached five Pro Bowlers in Baltimore: Koch (2015), Cox (2015 & 2016), Tucker (2013 & 2016), K Billy Cundiff (2010) and K Matt Stover (last kicked for Ravens in 2008).

JOE CULLEN

DEFENSIVE LINE COACH

Cullen enters his third year as the Ravens' defensive line coach. He originally joined the team in 2016 following two seasons with the Buccaneers in the same role. A D-line specialist, he has 29 years of experience, including 11 in the NFL with five teams (Bal., TB, Cle., Jax. and Det.).

JOE D'ALESSANDRIS

OFFENSIVE LINE COACH

Pronounced *dell-ah-SAN-dress*, he is a 40-year coaching veteran who enters his second season as Baltimore's O-line coach. "Joe D" has extensive experience guiding and developing linemen, both in the collegiate ranks and pros. Since transitioning to the NFL in 2008, he's mentored players for the Chiefs, Bills, Chargers and Ravens.

BOBBY ENGRAM

WIDE RECEIVERS COACH

Engram, who enjoyed a 14-year NFL playing career, is in his fifth season as the Ravens' WRs coach. In his third year (2016) guiding Baltimore's receivers, his group helped record the second-most net passing yards in team history (4,100), including a franchise-best 4,317 by QB Joe Flacco.

THOMAS HAMMOCK

RUNNING BACKS COACH

Hammock is in his fifth year as the Ravens' RBs coach. In 2017, he helped guide RB Alex Collins to a breakout season, when the back tallied 973 rushing yards and 1,160 yards from scrimmage. Prior to joining the Ravens, he spent 11 years on the collegiate circuit, including three (2011-13) as Wisconsin's assistant HC/RBs/recruiting coordinator.

CHRIS HEWITT

SECONDARY COACH

Hewitt enters his second season as the secondary coach after being promoted prior to the 2017 campaign. He previously served as the team's DBs coach from 2015-16 and the assistant secondary coach in 2014. In his seventh-overall year in Baltimore, he also spent two years (2012-13) helping guide the special teams unit led by Jerry Rosburg.

CHRIS HORTON

ASSISTANT SPECIAL TEAMS COACH

Horton is in his third year as the Ravens' assistant special teams coach, working directly with Jerry Rosburg. Horton has helped Baltimore's special teams units

perform outstandingly in the three years he's been involved. In the annual special teams report from senior NFL writer Rick Gosselin, Baltimore has ranked in the NFL's Top 5 for six-straight seasons.

STERLING LUCAS

QUALITY CONTROL - DEFENSE

Lucas is in his third year with the Ravens after being promoted to a defensive quality control coach in January 2018, with responsibilities that include finding tips/tendencies on opponent offenses, self-scouting and working with the LBs.

MIKE MACDONALD

LINEBACKERS COACH

Macdonald is in his first season as the team's LBs coach. In his fifth year with the Ravens, he previously spent time as the defensive backs coach (2017) and as a defensive assistant (2015-16). He originally joined Baltimore in 2014 as a coaching intern.

JAMES URBAN

QUARTERBACKS COACH

Urban joined the Ravens in 2018. A 15-year NFL coaching veteran, he spent the past seven seasons with AFC North rival Cincinnati, coaching the WRs. He entered the NFL with the Eagles in 2004. After five seasons in two roles under Andy Reid, he was promoted to QBs coach his final two years (2009-10), coaching Pro Bowlers Donovan McNabb (2009) and Michael Vick (2010).

CRAIG VER STEEG

SENIOR OFFENSIVE ASSISTANT

Pronounced *ver-STEEG*, he is in his 11th year working with the Ravens. Ver Steeg, who owns 35 years of coaching experience, has an extensive background working with QBs, WRs and RBs. As one of John Harbaugh's original coaching hires (2008), he has assisted in game preparation, game and practice analysis and guiding players.

MATT WEISS

FOOTBALL STRATEGY COORD. / WRs

Weiss is in his 10th season with the Ravens after assisting with the QBs from 2016-17. Prior to joining the offense, he coached on defense in a variety of roles, including CBs, assistant LBs and quality control. In addition to his coaching duties, he's responsible for leading coaching staff analytics, advising John Harbaugh on game management and scripting situational practice periods.

DREW WILKINS

ASST. DEFENSIVE LINE / OLBS


Wilkins originally joined the Ravens in 2010 and was promoted to assistant D-line/OLBs coach in 2018. Wilkins, who spent three seasons (2014-16) as a defensive assistant, was responsible for weekly production of the defensive playbook, scouting reports, film breakdown and assisting with the development of the D-line in practice.



OZZIE NEWSOME / PERSONNEL NOTES

THE WIZARDRY OF OZ

SEASONS
RAVENS: 22
NFL: 40



Ozzie Newsome's legacy is unlike any the game has seen. Known throughout all of sports as a premier leader, Newsome is a Hall of Fame player, the architect of Baltimore's 2000 and 2012 Super Bowl championship teams and an elite personnel evaluator who became the NFL's first African American GM.

OZZIE NEWSOME CAREER SNAPSHOT

- NFL's first African American General Manager (promoted in 2002)
- Architect of Ravens 2000 & 2012 Super Bowl Championship Teams
- NFL Executive of the Year (2000)
- Pro Football Hall of Fame (class of 1999)
- State of Alabama Hall of Fame (class of 1995)
- National Football Foundation College Hall of Fame and NCAA Hall of Fame (class of 1994)
- 13-Year NFL Tight End with Cleveland Browns (1978-90)
- Three-Time Pro Bowler (1981, 1984-85)
- Four-Time Cleveland Touchdown Club Offensive Player of the Year
- Current Member of Two Major NFL Policy-Making Groups: Competition Committee and Player Care Foundation Board

FIRST-ROUND FINDS

Led by Ozzie Newsome, the Ravens have selected 24 players in the first round. These picks have earned 60 combined Pro Bowls, many All-Rookie honors, multiple Defensive Player of the Year Awards, two Super Bowl MVPs and two Hall of Fame enshrinements.

RAVENS ALL-TIME FIRST-ROUND DRAFT PICKS

Year	Name	Pick	Pro Bowls
1996	T Jonathan Ogden*~	4	11
1996	LB Ray Lewis* ++ ~-	26	13
1997	LB Peter Boulware*	4	4
1998	CB Duane Starks*	10	
1999	CB Chris McAlister*	10	3
2000	RB Jamal Lewis* =	5	1
2000	WR Travis Taylor	10	
2001	TE Todd Heap*	31	2
2002	S Ed Reed* +	24	9
2003	OLB Terrell Suggs* +	10	7
2003	QB Kyle Boller	19	
2005	WR Mark Clayton*	22	
2006	DT Haloti Ngata*	12	5
2007	G Ben Grubbs*	29	2
2008	QB Joe Flacco^ ~	18	
2009	T Michael Oher*	23	
2011	CB Jimmy Smith	27	
2013	S Matt Elam	32	
2014	LB C.J. Mosley*	17	3
2015	WR Breshad Perriman	26	
2016	T Ronnie Stanley	6	
2017	CB Marlon Humphrey	16	
2018	TE Hayden Hurst	25	
2018	QB Lamar Jackson	32	

* All-Rookie Team ^ Rookie of the Year (NFL.com Fan Vote)
 ~ Super Bowl MVP + Defensive Player of the Year Awards
 = Offensive Player of the Year Award - Pro Football Hall of Fame

HOMEGROWN PRO BOWLERS

Year Drafted (Rd.)	Name	Pro Bowls
1996 (1st)	LB Ray Lewis	13
1996 (1st)	T Jonathan Ogden	11
2002 (1st)	S Ed Reed	9
2003 (1st)	OLB Terrell Suggs	7
2007 (3rd)	G Marshal Yanda	6
2006 (1st)	DT Haloti Ngata	5
1997 (1st)	OLB Peter Boulware	4
1999 (1st)	CB Chris McAlister	3
2008 (2nd)	RB Ray Rice	3
2015 (RFA)	LS Morgan Cox #	2
2001 (1st)	TE Todd Heap	2
1996 (5th)	WR/RS Jermaine Lewis	2
2007 (4th)	FB Le'Ron McClain	2
2014 (1st)	LB C.J. Mosley	3
2000 (6th)	OLB Adalius Thomas	2
2012 (RFA)	K Justin Tucker #	2
2007 (1st)	G Ben Grubbs	1
2013 (4th)	FB Kyle Juszczyk	1
2006 (6th)	P Sam Koch	1
2000 (1st)	RB Jamal Lewis	1
2002 (RFA)	LB Bart Scott #	1

Undrafted rookie free agent **Bold** indicates 2017 Pro Bowler



HOMEGROWN
RAVENS PRO BOWL
PLAYERS



RAVENS
DRAFT PICKS
To Earn Pro Bowls



RAVENS
ROOKIE FREE AGENTS
To Earn Pro Bowls

Ozzie's First Two Draft Choices: Jonathan Ogden & Ray Lewis – Hall of Fame Legends

According to ESPN Stats & Info, with Ray Lewis' 2018 Hall of Fame induction, it marks the first time that two players (Ogden & Lewis in 1996) were drafted in the same round by the same team and reached the HOF in their first year of eligibility.



OZZIE NEWSOME / PERSONNEL NOTES

AN ELITE CLUB

The Ravens have won two Super Bowls during their 22-year history, doing so in 2000 and 2012. Baltimore is one of four franchises to win multiple World Championships since 2000.



MOST SUPER BOWL CHAMPIONSHIPS (Since 2000 Season)

Titles	Team	Seasons
5	New England Patriots	2001, '03-04, '14, '16
2	Baltimore Ravens	2000, '12
2	New York Giants	2007, '11
2	Pittsburgh Steelers	2005, '08

CONSISTENT CONTENDERS

The Ravens have earned 10 playoff berths in their history (2014, 2012, 2011, 2010, 2009, 2008, 2006, 2003, 2001 & 2000). Baltimore's 11 berths from 2000-17 rank fourth in the AFC and seventh overall in the NFL.

MOST NFL PLAYOFF BERTHS / 2000-17 / PAST 18 SEASONS

AFC	NFC
15 - New England	13 - Green Bay
13 - Indianapolis	11 - Philadelphia
12 - Pittsburgh	11 - Seattle
10 - Baltimore	

PLAYOFFS SINCE 2008

Baltimore is one of eight teams to earn a playoff berth in six of the past 10 full seasons. In each of those respective playoff years, the Ravens won at least one playoff game.

MOST PLAYOFF BERTHS / 2008-17 / PAST 10 SEASONS

Berths	Team	Seasons
9	New England Patriots	2009-17
8	Green Bay Packers	2009-16
7	Pittsburgh Steelers	2008, 2010-11, 2014-17
6	Baltimore Ravens	2008-12, 2014
6	Atlanta Falcons	2008, 2010-12, 2016-17
6	Cincinnati Bengals	2009, 2011-15
6	Indianapolis Colts	2008-10, 2012-14
6	Seattle Seahawks	2010, 2012-16

RAVENS "20/20" CLUB

The "20/20 Club" includes members of the team's personnel staff who started with the Ravens as young assistants and grew into evaluators with more input. The term "20/20" refers to hiring 20-year-olds for \$20,000. But according to **Ozzie Newsome**: "The guys actually started when they were a little older than 20 and for more than \$20,000, but that's what we call them."

RAVENS "20/20 CLUB" GRADUATES / CURRENT SCOUTS

Name	Joined Ravens	Current Title
George Kokinis (Cle.)	1991	Senior Personnel Assistant
Eric DeCosta	1996	Assistant General Manager
Joe Hortiz	1998	Director of College Scouting
Chad Alexander	1999	Asst. Dir. of Pro Personnel
Mark Azevedo	2005	Northeast Area Scout
David Blackburn	2007	West Area Scout
Andrew Raphael	2013	Southeast Area Scout
Brandon Berning	2015	Midwest/SW Area Scout
Joey Cleary	2015	College & Pro Scout

UNDRAFTED GEMS

Undrafted rookies **LB Chris Board**, WR/RS Janarion Grant and **CB Darius Williams** made the Ravens' 2018 Week 1 roster. Their statuses marked the 15th-straight season a RFA has made Baltimore's roster, tying for the NFL's second-longest active streak.

CONSECUTIVE SEASONS W/ ROOKIE FA ON WEEK 1 ROSTER (Current NFL Streaks)

Rk.	Team	Seasons
1.	Indianapolis Colts	20
2.	Baltimore Ravens	15
	Denver, New England	15

ROOKIE FREE AGENTS

The Ravens have a history of unearthing rookie free agent gems. On their 2018 Week 5 roster, the Ravens have 11 such players who were originally signed by the team as undrafted players.

ORIGINAL RAVENS ROOKIE FA SIGNINGS / 2018 ROSTER

2010: LS Morgan Cox	2016: G/C Matt Skura
2010: LB Albert McClellan	2017: FB/DL Patrick Ricard
2012: K Justin Tucker	2017: WR/RS Tim White
2014: T James Hurst	2018: LB Chris Board
2016: LB Patrick Onwuasor	2018: CB Darius Williams
2016: DT Michael Pierce	

RAVENS FIND SUCCESS IN EVERY ROUND

1st → Jonathan Ogden ('96), Ray Lewis ('96), Peter Boulware ('97), Chris McAlister ('99), Jamal Lewis ('00), Todd Heap ('01), Ed Reed ('02), Terrell Suggs ('03), Haloti Ngata ('06), Joe Flacco ('08), Jimmy Smith ('11), C.J. Mosley ('14), Ronnie Stanley ('16), Marlon Humphrey ('17)

2nd → Jamie Sharper ('97), Ray Rice ('08), Torrey Smith ('11), Courtney Upshaw ('12), Kelechi Osemele ('12), Timmy Jernigan ('14)

3rd → Casey Rabach ('01), Marshal Yanda ('07), Lardarius Webb ('09), Brandon Williams ('13), Crockett Gillmore ('14)

4th → Edwin Mulitalo ('99), Jarret Johnson ('03), Le'Ron McClain ('07), Dennis Pitta ('10), Kyle Juszczyk ('13), Alex Lewis ('16), Tavon Young ('16)

5th → Jermaine Lewis ('96), Dawan Landry ('06), Arthur Jones ('10), Pernell McPhee ('11), Rick Wagner ('13), Matthew Judon ('16)

6th → Adalius Thomas ('00), Chester Taylor ('02), Sam Koch ('06), Haruki Nakamura ('08), Tyrod Taylor ('11), Maurice Canady ('16)

7th → DeAngelo Tyson ('12), Michael Campanaro ('14)

RFA → Mike Flynn ('97), Priest Holmes ('97), Will Demps ('02), Bart Scott ('02), Ma'ake Kemoeatu ('02), Jameel McClain ('08), Dannell Ellerbe ('09), Morgan Cox ('10), Justin Tucker ('12), James Hurst ('14), Zach Orr ('14), Patrick Onwuasor ('16), Michael Pierce ('16), Matt Skura ('16)



IRONMEN & TURNOVER NOTES

NFL IRONMEN

Among active NFL players, Ravens **P Sam Koch** (196) & **CB Brandon Carr** (164) each rank first at their respective positions for current streaks of most consecutive games played. Koch's streak also ranks as the longest in Ravens history.

CONSECUTIVE GAMES PLAYED / CURRENT NFL STREAKS

PUNTERS

1. **Sam Koch (Bal.)** 196
2. Brett Kern (Ten.) 164
3. Dustin Colquitt (KC) 156

CORNERBACKS

1. **Brandon Carr (Bal.)** . . . 164
2. Patrick Peterson (Ari.) . . 116
3. Chris Harris (Den.) 98

CARR IS THE IRON HORSE

Ravens **CB Brandon Carr's** 164-consecutive *starts* rank as the NFL's longest active streak among defensive players, and it stands second overall among all NFL players.

NFL CONSECUTIVE GAMES STARTED / CURRENT STREAKS

Rk.	Player	Games
1.	Philip Rivers (LAC)	196
2.	Brandon Carr (Bal.)	164
3.	Glover Quin (Det.)	136
4.	Matt Ryan (Atl.)	135
5.	Patrick Peterson (Ari.)	116
	Matthew Stafford (Det.)	116
7.	Ryan Kerrigan (Was.)	115

RAVENS IRONMEN

RAVENS CONSECUTIVE GAMES PLAYED / CURRENT STREAKS

Rk.	Player	Games
1.	Sam Koch	196
2.	Justin Tucker	100
3.	Anthony Levine Sr.	84

RAVENS CONSECUTIVE GAMES PLAYED / ALL-TIME STREAKS

Rk.	Player	Games	Years
1.	Sam Koch	196	2006-present
2.	Jarret Johnson	129	2003-11
3.	Joe Flacco	122	2008-2015
4.	Peter Boulware	111	1997-2003
5.	Matt Stover	110	2002-08

BALTIMORE RAVENS MOST ALL-TIME GAMES PLAYED

Rk.	Player	Games	Years
1.	Ray Lewis	228	1996-2012
2.	Terrell Suggs	217	2003-present
3.	Matt Stover	207	1996-2008
4.	Sam Koch	196	2006-present
5.	Jonathan Ogden	177	1996-2007
6.	Ed Reed	160	2002-12
7.	Joe Flacco	158	2008-present
8.	Marshal Yanda	150	2007-present
9.	Jarret Johnson	143	2003-11
10.	Chris McAlister	135	1999-2008
	Haloti Ngata	135	2006-14
12.	Kelly Gregg	134	2001-10
13.	Mike Flynn	133	1998-2007
	Todd Heap	133	2001-10

TURNOVER MARGIN SINCE 2008

Rk.	Team	Takeaways	Giveaways	Turnover Diff.
1.	New England	286	163	+123
2.	Green Bay	285	191	+94
3.	Kansas City	260	209	+51
4.	Seattle	266	219	+47
5.	Baltimore*	271	225	+46
6.	Carolina	287	246	+41
7.	Atlanta	251	214	+37
8.	San Francisco	250	219	+31

* Ravens (+17) ranked No. 1 in the NFL in 2017.

2017 TURNOVER DIFFERENTIAL

• In 2017, the Ravens' +17 turnover ratio ranked No. 1 in the NFL. Baltimore's 34 total takeaways (22 INTs & 12 FRs) also ranked No. 1 for the season.

• Baltimore's +14 turnover margin since Week 8 (final nine games) was the NFL's best mark (Chargers were second at +10).

• The Ravens' 22 interceptions ranked No. 1 in the NFL, with the Jaguars finishing second with 21.

• After registering a +4 turnover ratio in Week 1 at Cincy, the Ravens followed up that performance with a +3 outing vs. Cleveland. In each game, Baltimore produced 5 takeaways, marking the first time in franchise history the Ravens have boasted back-to-back games forcing 5 turnovers.

TURNOVER TABLE SINCE 2000

Year	TA/TO	Plus/Minus	Record
2018	5/5	even	3-1
2017	34/17	+17	9-7
2016	28/23	+5	8-8
2015	14/28	-14	5-11
2014	22/20	+2	10-6
2013	24/29	-5	8-8
2012	25/16	+9	10-6
2011	26/24	+2	12-4
2010	27/20	+7	12-4
2009	32/22	+10	9-7
2008	34/21	+13	11-5
2007	23/40	-17	5-11
2006	40/23	+17	13-3
2005	26/36	-10	6-10
2004	34/23	+11	9-7
2003	41/38	+3	10-6
2002	31/32	-1	7-9
2001	28/36	-8	10-6
2000	49/26	+23	12-4
Total	543/479	+64	169-123

RAVENS ARE...

- Since 2000, here are the Ravens' records in a game:
- When turnover ratio is +2 or better 76-5
 - When turnover ratio is +1 or better 111-16
 - When turnover ratio is even 30-22
 - When turnover ratio is negative 27-83

Note: Since 2000, the Ravens are 76-5 when posting at least a +2 turnover margin, with the only losses coming in 2010 (23-20 OT at NE), 2012 (24-23 at Phi.), 2014 (34-33 vs. SD) and 2016 (27-23 at NYG & 30-23 at NE).



THAT M&T MAGIC



AT HOME UNDER HARBAUGH

Under **John Harbaugh** (since 2008) the Ravens own the NFL's third-best home winning pct. (.744), going 61-21 at M&T Bank Stadium.

NFL'S BEST REGULAR SEASON HOME RECORDS (John Harbaugh Era / Since 2008)

Rk.	Team	Record	Pct.
1.	New England Patriots	70-12	.854
2.	Green Bay Packers	61-20-2	.747
3.	Baltimore Ravens	61-21	.744
4.	Pittsburgh Steelers	58-24	.707
5.	New Orleans Saints	56-26	.683

RAVENS DOMINATE AT HOME

Simply put, the Ravens have been dominant at home since the day they arrived in Baltimore. Below are the Ravens' respective home records and corresponding NFL rankings during several periods.

RAVENS HOME RECORDS / NFL RANKINGS

Time Period (Milestone)	Record	NFL Rank
Since 2010 (Past Eight-plus Seasons)	49-17	3
Since 2008 (John Harbaugh's Arrival)	61-21	3
Since 2000 (First Super Bowl Season)	107-39	2
Since 1998 (M&T Bank Stadium Opened)	115-47	3
Since 1996 (Team's Inception)	122-55-1	5

AT HOME, RAVENS ARE...

• Under **John Harbaugh**, the Ravens are 17-2 in September home games. The Ravens have won 20 of their past 22 home games in the month of September (dating back to 2006).

• Under Harbaugh, the Ravens are 18-3 in November home games, producing the NFL's best record. The Ravens have won 16 of their past 18 home games during the month.

• The Ravens are 16-8 at home in the month of December under Harbaugh and 36-16 in such games during their history.

• Under coach Harbaugh, the Ravens are 21-9 in home games played against AFC North foes.

• Baltimore has won 16 of its last 22 home games vs. AFC North foes.

• Baltimore has won 19 of its last 23 home games vs. NFC teams.

• The Ravens are 12-3 at home all time against teams from the *West Coast* (Oak. – 5-1, SD – 3-1, SF – 2-0 and Sea. – 2-1).

• In the Ravens' history, Baltimore has hosted 18 games when the temperature was below 40 degrees. Impressively, the Ravens are 15-3 in these contests.

TOP "D" AT HOME

Baltimore has permitted an NFL-best 16.4 ppg at home during the **John Harbaugh** Era. Under "Harbs," the Ravens are 30-0 at home when allowing 10 points or fewer. In 19 of those games, the Ravens gave up no more than 7 points.

FEWEST POINTS/GAME ALLOWED AT HOME (Since 2008)

Rk.	Team	PPG
1.	Baltimore	16.4
2.	Seattle	18.0
3.	New England	18.4

RAVENS DEFENSE AT HOME (SINCE 2008)



16.4
Points Per Game Allowed
(NFL's Fewest)



73.4
Opponent Passer Rating
(NFL's Best)



297.6
Yards Per Game Allowed
(NFL's Best)

M&T BANK STADIUM FAST FACTS

✓ Dating back to 2008, the Ravens have outscored opponents 2,062 to 1,344 at home. In their 61 wins during this span, the margin of victory has been a strong 14.5 points per game.

✓ In the 47-3 Week 1 win over Buffalo, Baltimore allowed 3 or fewer points at home for the fifth time under John Harbaugh.

QUITE THE HOME HISTORY

The Ravens' "D" has been stout at home for many seasons. Since 2003, Baltimore ranks first in fewest points allowed per game (16.3) among home teams. The Ravens have also registered the top mark in terms of fewest yards allowed per game (292.0).

BEST NFL DEFENSES AT HOME / SINCE 2003

TOTAL DEFENSE (Fewest Yards Allowed)
1. Baltimore 292.0
2. Pittsburgh 299.3
3. NY Jets 305.9

POINTS PER GAME (Fewest Allowed)
1. Baltimore 16.3
2. New England 17.0
3. Seattle 17.7

INTERCEPTIONS (Most in NFL)
1. Baltimore 153
2. Green Bay 149
3. Cincinnati 148
4. New England 147

SACKS (Most in NFL)
1. Minnesota 334
2. Baltimore 329
3. LA Rams, Pittsburgh . . 315
Seattle 315



ALL-TIME RESULTS / TRENDS

RAVENS ALL-TIME RECORDS

	<u>Overall Record</u>	<u>Home</u>	<u>Away</u>
Overall	193-162-1	122-55-1	71-107
In M&T Bank Stadium (since 1998)	115-47	115-47	n/a
Coached by Ted Marchibroda	16-31-1	11-12-1	5-19
Coached by Brian Billick	80-64	50-22	30-42
Coached by John Harbaugh	97-67	61-21	36-46
vs. AFC Teams	150-126	95-49	55-77
vs. AFC North	56-42	33-15	23-27
vs. AFC Central (1996-2001)	26-28	13-14	13-14
vs. AFC East	23-21	17-5	6-16
vs. AFC South	17-17	12-5	5-12
vs. AFC West	24-18	16-7	8-11
vs. NFC Teams	48-37-1	32-9-1	16-28
vs. NFC North	8-8	6-2	2-6
vs. NFC Central (1996-2001)	3-5	3-1	0-4
vs. NFC East	13-9-1	8-2-1	5-7
vs. NFC South	10-6	5-3	5-3
vs. NFC West	14-9	10-1	4-8
On Monday Night Football	12-11	5-2	7-9
On Thursday Night Football	7-5	6-1	1-4
On Saturday	3-1	2-0	1-1
In Overtime	12-11-1	7-4-1	5-7
Ravens Shutout Wins	13-0	6-0	7-0
In Season Openers	12-11	8-4	4-7
Indoors	6-15	n/a	6-15
Note: Baltimore has played in Houston's Reliant/NRG Stadium five times (3-2), Indy's Lucas Oil Stadium twice (0-2) and Dallas' Texas Stadium once (1-0). Three of those games at Reliant Stadium (12/13/10, 10/21/12 & 12/21/14) came when the roof was closed, meaning those games were "indoors," while the other games listed are considered "outdoors" due to open roofs.			
In August	0-1	0-1	0-0
In September	48-30	31-7	17-23
In October	35-49	19-19	16-30
In November	55-38-1	33-12-1	22-26
In December	50-40	36-16	14-24
In January	5-4	3-0	2-4

RAVENS RESULTS WHEN...

<u>Team</u>	<u>Since 2000</u>	<u>Since 2008</u>	<u>2018</u>
Record	169-123	97-67	3-1
vs. AFC North (since 2002)	56-42	38-24	1-1
vs. AFC	128-93	74-50	3-1
vs. NFC	41-30	23-17	0-0
Home	107-39	62-21	2-0
Away	62-84	36-46	1-1
On grass	79-65	41-29	3-0
Artificial turf	90-58	56-38	0-1
Outdoors	164-111	91-59	3-1
Indoors	5-12	4-7	0-0
September	40-23	25-12	3-1
October	32-38	16-22	0-0
November	50-26	30-12	0-0
December	42-33	23-19	0-0
January	5-3	3-2	0-0
Leading at halftime	132-23	77-17	2-0
Trailing at halftime	27-87	14-45	0-1
Tied at halftime	10-13	6-5	1-0
Tied after 3 quarters	3-6	1-2	0-0
Leading After 3 quarters	144-17	86-15	3-0
Trailing after 3 quarters	23-99	10-53	0-1
Decided by 7 points or less	70-67	39-43	0-0
Decided by 3 points or less	39-38	23-24	0-0
When scoring first	118-35	72-20	2-0
When not scoring first	52-88	25-47	1-1
Positive or even turnover ratio	142-39	78-27	3-0
Negative turnover ratio	27-84	19-40	0-1
Winning penalty ratio	77-50	46-24	2-1
Losing penalty ratio	80-63	43-35	1-0
Overtime	9-9	6-6	0-0
When returning a KOR for a TD	5-3	5-2	0-0
When returning a PR for a TD	8-3	4-1	0-0

<u>Offense</u>	<u>Since 2000</u>	<u>Since 2008</u>	<u>2018</u>
Scoring 20 or more points	131-44	30-29	3-1
Scoring 30 or more points	56-7	36-5	1-0
Having 20 or more first downs	76-46	54-27	3-1
Totaling 350 or more net yards	76-39	51-24	2-1
At least 35 minutes time of poss.	43-7	23-5	2-0
Rushing for 150 or more yards	53-14	28-6	0-0
When not throwing an INT	94-20	56-13	2-0
With a 100-yard rusher	52-21	24-8	0-0
Without a 100-yard rusher	117-102	73-59	3-1
With a 100-yard receiver	38-22	25-15	1-0
Without a 100-yard receiver	131-101	72-52	2-1
With a 300-yard passer	22-19	19-14	1-1
Without a 300-yard passer	147-104	78-53	2-0
<u>Defense</u>	<u>Since 2000</u>	<u>Since 2008</u>	<u>2018</u>
When scoring a defensive TD	42-7	20-5	0-0
When returning an INT for a TD	33-3	15-2	0-0
When returning a fumble for a TD	9-4	5-3	0-0
Recording 3 or more sacks	92-37	46-23	2-0
Holding opp. under 250 net yards	49-6	33-6	1-0
Holding opp. under 21 points	136-35	80-14	3-0
Holding opp. under 15 points	107-15	59-6	3-0
Allowing a 100-yard rusher	17-27	10-16	0-0
Not allowing a 100-yard rusher	151-97	87-51	3-1
Allowing a 100-yard receiver	35-39	18-23	0-0
Not allowing a 100-yard receiver	135-83	79-44	3-1
Allowing a 300-yard passer	22-25	14-17	0-0
Not allowing a 300-yard passer	146-98	83-50	3-1

JOE FLACCO NOTES



THE FRANCHISE QUARTERBACK

5 FLACCO

11TH SEASON

SUPER BOWL
XLVII MVP

6-6, 245
QUARTERBACK

QB Joe Flacco is the Ravens' all-time leading passer in every major category. Flacco, who led Baltimore to a Super Bowl XLVII victory in 2012 (and earned game MVP honors), is in his 11th NFL season. Last week at Pittsburgh he was 28-of-42 for 363 yards, 2 TD and 0 INTs (109.5 rating). In four games this season, Flacco has completed 110 of 171 passes (64.3%) for 1,252 yards, 8 TDs and 2 INTs (96.9 rating).

RAVENS CAREER PASSING LEADERS

Rk.	Player	G	Att	Cmp	Pct	Yards	TDs	INTs	Rate
1.	Joe Flacco	158	5,462	3,377	61.8	37,032	208	132	84.5
2.	Kyle Boller	53	1,311	746	56.9	7,846	45	44	71.9
3.	V. Testaverde	29	1,019	596	58.5	7,148	51	34	82.8

PLAYOFF PERFECTION

Super Bowl XLVII MVP QB Joe Flacco was masterful during the Ravens' 2012 playoff run, completing 73 of 126 passes for 1,140 yards, 11 TDs and 0 INTs to produce a 117.2 passer rating. Flacco joined Hall of Fame QB Joe Montana (1989) as the only players to produce 11 TDs and 0 INTs during an NFL postseason.

JOE FLACCO STATISTICS / 2012 PLAYOFFS

Game (Opp./Rd.)	Cmp-Att	Pct.	Yards	TDs	INTs	Rate
1/06/13 vs. Ind. (WC)	12-23	52.2	282	2	0	125.6
1/12/13 at Den. (Div.)	18-34	52.9	331	3	0	116.2
1/20/13 at NE (AFC)	21-36	58.3	240	3	0	106.3
2/03/13 at SF (SB)	22-33	66.6	287	3	0	124.2
Totals (Record: 4-0)	73-126	57.9	1,140	11	0	117.2

FLACCO POSTSEASON QUICK HITS

- ✓ Flacco, Joe Montana (1989) and Kurt Warner (2008) are the only QBs in NFL history to throw 11 TDs in a single postseason. Neither Flacco nor Montana threw an INT.
- ✓ In the Ravens' last 10 playoff games (since the 2010 season), Flacco is 196-of-327 for 2,563 yards, 24 TDs and 4 INTs (104.1 rating). He has led the Ravens to a 7-3 record in these contests.
- ✓ In Baltimore's last six playoff games (5-1 record), Flacco has thrown 17 TDs and 2 INTs. Completing 119 of 200 passes for 1,691 yards, he owns a magnificent 111.1 QB rating.
- ✓ Flacco has thrown at least 2 TDs in eight-straight playoff games, marking the longest streak in NFL postseason history.

QUARTERBACK WINS

MOST TOTAL WINS BY QBs

(Includes Playoffs / Since 2008)

Rk.	Player	Record
1.	Tom Brady	125-40
2.	Joe Flacco	105-68
	Ben Roethlisberger	105-55-1
	Aaron Rodgers	105-56-1
5.	Drew Brees	104-68

MOST REGULAR SEASON WINS BY QBs

(First SEVEN Seasons / NFL History)

Rk.	Player	Wins
1.	Joe Flacco (2008-14)	72
2.	Tom Brady (2000-06)	70
3.	Ben Roethlisberger (2004-10)	69

MOST REGULAR SEASON WINS BY QBs

(First EIGHT Seasons / NFL History)

Rk.	Player	Wins
1.	Tom Brady (2000-07)	86
2.	Ben Roethlisberger (2004-11)	80
	Peyton Manning (1998-2005)	80
4.	Jim Kelly (1986-93)	76
5.	Joe Flacco (2008-15)	75

MOST REGULAR SEASON WINS BY QBs

(First NINE Seasons / NFL History)

Rk.	Player	Wins
1.	Peyton Manning (1998-2006)	92
2.	Tom Brady (2000-08)	87
	Ben Roethlisberger (2004-12)	87
4.	Matt Ryan (2008-16)	85
5.	Joe Flacco (2008-16)	83
	Jim Kelly (1986-94)	83

QB PLAYOFF VICTORIES

PLAYOFF WINS (ACTIVE QBs / SINCE 2008)

1.	Tom Brady	13
2.	Joe Flacco	10
3.	Aaron Rodgers	9
4.	Ben Roethlisberger	8
	Russell Wilson	8

ROAD PLAYOFF WINS (By QBs / NFL HISTORY)

1.	Joe Flacco	7
2.	E. Manning, A. Rodgers	5
	B. Roethlisberger	5
5.	L. Dawson, J. Delhomme	4
	M. Sanchez, R. Staubach	4

QB/HC DUOS

MOST REGULAR SEASON STARTS BY A QUARTERBACK / ENTIRE CAREER WITH SAME HEAD COACH (NFL History)

Rk.	Quarterback/Head Coach (Years)	Starts
1.	Tom Brady/Bill Belichick (2001-present)	255
2.	Joe Flacco/John Harbaugh (2008-present)	158
	Terry Bradshaw/Chuck Knoll (1970-83)	158



JOE FLACCO NOTES

JOE'S RAVENS PASSING RECORDS

300-YARD PASSING GAMES (Ravens Single Seasons)

Rk.	Player (Year)	Games
1.	Joe Flacco (2015)	5
	Joe Flacco (2014)	5
	Joe Flacco (2012)	5
	Vinny Testaverde (1996)	5
5.	Joe Flacco (2016, 2011)	4

300-YARD PASSING GAMES (Ravens Career History)

Rk.	Player (Year)	Games
1.	Joe Flacco (2008-18)	32
2.	Vinny Testaverde (1996-97)	8
3.	Steve McNair (2006-07)	2
	Jeff Blake (2002)	2
	Eric Zeier (1996-97)	2

MOST PASSES WITHOUT AN INT (Ravens History)

Rk.	Player (Year)	Passes
1.	Joe Flacco (2016)	176
2.	Eric Zeier (1997-98)	175
3.	Steve McNair (2006)	162
4.	Joe Flacco (2010)	137
5.	Joe Flacco (2014, 2012)	126

MORE RAVENS RECORDS

RAVENS SINGLE-GAME PASSING YARDS

Yards	Player	(Opp./Date)
429	Vinny Testaverde	vs. STL, 10/27/96
389	Joe Flacco	at STL, 9/25/11
385	Joe Flacco	at Min., 10/18/09
384	Joe Flacco	at Oak., 9/20/15
382	Joe Flacco	vs. NE, 9/23/12

RAVENS SINGLE-SEASON PASSING YARDS

Rk.	Player (Year)	Cmp-Att	Pct.	Yards	TD	INT	Rate
1.	Joe Flacco ('16)	436-672	64.9	4,317	20	15	83.5
2.	V. Testaverde ('96)	325-549	59.2	4,177	33	19	88.7
3.	Joe Flacco ('14)	344-554	62.0	3,986	27	12	91.0
4.	Joe Flacco ('13)	362-614	59.0	3,912	19	22	73.1
5.	Joe Flacco ('12)	317-531	59.7	3,817	22	10	87.7

QUARTERBACK IRONMAN

Prior to his knee injury in 2015, QB Joe Flacco made 122-straight regular season starts, the sixth-longest streak in NFL history.

MOST CONSECUTIVE STARTS / QUARTERBACKS / NFL HISTORY

Rk.	Player (Years)	Games
1.	Brett Favre (1992-2010)	297
2.	Eli Manning (2004-17)	210
3.	Peyton Manning (1998-2011)	208
4.	Philip Rivers (2006-present)	196
5.	Matt Ryan (2009-present)	135
6.	Joe Flacco (2008-15)	122

RAVENS RECORD & FLACCO...

With 300 passing yards	19-13	vs. AFC North	36-23
With 3-or-more TD passes	14-3	vs. AFC	72-47
When not throwing an INT	57-14	vs. NFC	23-16
With at least 4 comps. 25+ yards	9-4	In September	25-12
With at least a 100 QB rating	42-6	In October	16-22
With at least a 110 QB rating	23-3	In November	29-12
When not sacked	18-6	In December/January	25-17
Playing in < 40 degree weather	12-8	In season's final four games	22-14

8 — Passing TDs for QB Joe Flacco this year, tying (2009) for the most he has produced through the first four games of a season.

1,252 — Passing yards for Flacco this season, ranking second most through the first four games of his career. (In 2012, he posted 1,269.)

GAME-WINNING DRIVES: 26 (24 REGULAR SEASON & 2 PLAYOFFS)

GAME-WINNING DRIVES IN FOURTH QUARTER OR OVERTIME (26 TOTAL)

Date/Opp.	Drive Length	Scoring Play	Time Left	Score
11/02/08 at Cle.	5 plays, 59 yards in 1:54	Stover 22-yard field goal	5:36	30-27
01/10/09 at Ten. (Div.)	9 plays, 51 yards in 3:30	Stover 43-yard field goal	0:53	13-10
09/13/09 vs. KC	8 plays, 74 yards in 3:15	Clayton 31-yard pass from Flacco	2:06	38-24
11/29/09 vs. Pit.	6 plays, 17 yards in 3:23	Cundiff 29-yard field goal	6:42 (OT)	20-17
09/26/10 vs. Cle.	10 plays, 69 yards in 5:41	Boldin 27-yard pass from Flacco	9:13	21-17
10/03/10 at Pit.	4 plays, 40 yards in 0:36	Houshmandzadeh 18-yard pass from Flacco	0:32	17-14
10/24/10 vs. Buf.	4 plays, 9 yards in 1:58	Cundiff 38-yard field goal	10:54 (OT)	37-34
12/19/10 vs. NO	5 plays, 66 yards in 1:31	Cundiff 32-yard field goal	10:03	27-24 (30-24 final)
10/30/11 vs. Ari.	5 plays, 37 yards in 0:52	Cundiff 25-yard field goal	0:00	30-27
11/06/11 at Pit.	13 plays, 92 yards in 2:16	T. Smith 26-yard pass from Flacco	0:08	23-20
11/24/11 vs. SF	16 plays, 76 yards in 7:34	Pitta 8-yard pass from Flacco	14:56	13-6 (16-6 final)
09/23/12 vs. NE	7 plays, 70 yards in 1:55	Tucker 27-yard field goal	0:00	31-30
11/04/12 at Cle.	9 plays, 81 yards in 4:22	T. Smith 19-yard pass from Flacco	4:26	22-15 (25-15 final)
11/25/12 at SD	12 plays, 40 yards in 3:09	Tucker 38-yard field goal	0:00	13-13
	12 plays, 69 yards in 3:49	Tucker 38-yard field goal	1:07 (OT)	16-13
01/12/13 at Den. (Div.)	3 plays, 77 yards in :38	J. Jones 70-yard pass from Flacco	0:31	35-35
	6 plays, 16 yards in 2:33	Tucker 47-yard field goal	13:18 (2OT)	38-35
10/06/13 at Mia.	7 plays, 34 yards in 2:25	Tucker 44-yard field goal	1:42	26-23
11/10/13 vs. Cin.	8 plays, 28 yards in 4:34	Tucker 46-yard field goal	5:27 (OT)	20-17
12/08/13 vs. Min.	5 plays, 80 yards in 0:41	M. Brown 9-yard pass from Flacco	0:04	29-26
12/16/13 at Det.	7 plays, 24 yards in 1:43	Tucker 61-yard field goal	0:38	18-16
09/21/14 at Cle.	6 plays, 37 yards in 1:58	Tucker 32-yard field goal	0:00	23-21
12/28/14 vs. Cle.	2 plays, 69 yards in :50	T. Smith 16-yard pass from Flacco	7:33	13-10 (20-10 final)
10/01/15 at Pit.	7 plays, 45 yards in :58	J. Tucker 42-yard field goal	0:03	20-20
	8 plays, 32 yards in 4:33	J. Tucker 52-yard field goal	5:08 (OT)	23-20
11/01/15 vs. SD	9 plays, 59 yards in 2:27	J. Tucker 39-yard field goal	0:00	29-26
11/22/15 vs. STL	5 plays, 12 yards in :54	J. Tucker 47-yard field goal	0:00	16-13
09/18/16 at Cle.	5 plays, 27 yards in 2:35	J. Tucker 49-yard field goal	11:19	22-20 (25-20 final)
09/25/16 at Jax.	8 plays, 22 yards in 1:57	J. Tucker 54-yard field goal	1:02	19-17

TERRELL SUGGS NOTES



55 SUGGS
16TH SEASON
7 PRO BOWLS
2011 NFL DPOY
6-3, 265
OUTSIDE LINEBACKER

SUGGS SIZZLES

OLB Terrell Suggs, the 2011 Defensive Player of the Year and Ravens' all-time sacks leader (128), produced a team-high 11 sacks (his seventh year with double-digit totals) during the 2017 campaign, earning his seventh Pro Bowl honor. "Sizzle" also ranks No. 2 in career Ravens tackles (918).

RAVENS ALL-TIME SACKS

Rk.	Player (Years)	Sacks
1.	Terrell Suggs (2003-18)	128.0
2.	Peter Boulware (1997-2005)	70.0
3.	Michael McCrary (1997-2002)	51.0
4.	Ray Lewis (1996-2012)	41.5
5.	Adalius Thomas (2000-06)	38.5

RAVENS ALL-TIME TACKLES

Rk.	Player (Years)	Tackles
1.	Ray Lewis (1996-2012)	2,643
2.	Terrell Suggs (2003-18)	918
3.	Kelly Gregg (2001-10)	721
4.	Ed Reed (2002-12)	661
5.	Haloti Ngata (2006-14)	528

*"It's a no-brainer. He's such a phenomenal football player and leader. Everything he brings to the game of football is special."
 – Ben Roethlisberger, Steelers QB, on if Terrell Suggs should be a Hall of Fame player*

SUGGS' STANDINGS

SUGGS' CAREER SACKS (Most vs. a Single Team)

1. Cleveland Browns 18
2. Pittsburgh Steelers 15
3. Cincinnati Bengals 12.5
4. Miami Dolphins 8.5

Note: Including playoffs, Suggs has totaled 20 sacks vs. Pittsburgh.

RAVENS SACKS LEADERS (2018 Season)

1. **Terrell Suggs** 2.5
2. Za'Darius Smith 2
- Tavon Young 2
- Tim Williams 2
5. Kenny Young 1
6. Matthew Judon 0.5

RAVENS SACKS LEADERS (Single-Season Records)

1. Elvis Dumervil (2014) 17
2. Peter Boulware (2001) 15
3. Michael McCrary (1998) 14.5
4. **Terrell Suggs (2011)** 14
5. Trevor Pryce (2006) 13
6. **Terrell Suggs (2014, 2003)** 12

RAVENS FORCED FUMBLES (Career Leaders)

1. **Terrell Suggs** 37
2. Ray Lewis 20
3. Adalius Thomas 17
4. Peter Boulware 13
5. Ed Reed 11
6. Jarret Johnson 9

ALL-TIME NFL SACK LEADERS

OLB Terrell Suggs' 128 career sacks rank second among active players and tie Hall of Famer Rickey Jackson for 15th in NFL history.

NFL SACKS LEADERS / ALL TIME

Rk.	Player	Sacks
1.	Bruce Smith*	200.0
2.	Reggie White*	198.0
3.	Kevin Greene*	160.0
4.	Julius Peppers (active)	154.5
5.	Chris Doleman*	150.5
6.	Michael Strahan*	141.5
7.	Jason Taylor*	139.5
8.	DeMarcus Ware	138.5
9.	Richard Dent*	137.5
	John Randle*	137.5
11.	Jared Allen	136.0
12.	John Abraham	133.5
13.	Leslie O'Neal	132.5
	Lawrence Taylor*	132.5
15.	Terrell Suggs (active)	128.0
	Rickey Jackson*	128.0
17.	Derrick Thomas*	126.5

* Pro Football Hall of Famer



128
 Suggs' Career Sacks
 (tied, 15th All Time)



5
 Defenders w/ Most
 Sacks for a Franchise

Bruce Smith (Buf.) 171
 Michael Strahan (NYG) 141.5
 Lawrence Taylor (NYG) 132.5
 Jason Taylor (Mia.) 131
Terrell Suggs (Bal.) 128

A PLAYOFF PERFORMER

OLB Terrell Suggs has posted 12.5 sacks in the playoffs, producing a mark that ranks third in all-time NFL postseason history.

NFL POSTSEASON SACKS LEADERS / ALL TIME

Rk.	Player	Sacks	Yards
1.	Willie McGinest	16.0	113.5
2.	Bruce Smith	14.5	109.5
3.	Terrell Suggs	12.5	79.0

VETERAN DEFENDERS

MOST REGULAR SEASON GAMES PLAYED (Active NFL Defenders)

Rk.	Player (Year Entered NFL)	Games
1.	DE Julius Peppers (2002)	253
2.	OLB Terrell Suggs (2003)	217
3.	S Mike Adams (2004)	209

SUGGS A STRIP-SACK ARTIST

MOST CAREER STRIP-SACKS (Active NFL Defenders)

Rk.	Players	Strip-Sacks
1.	Julius Peppers (Car.)	37
2.	Terrell Suggs (Bal.)	31

Note: Suggs tallied 4 strip-sacks in 2017.

- ✓ *The Ravens are 74-30 all time when Suggs records at least a half-sack, 20-1 when he tallies 2-or-more sacks and 5-0 when he has 3 sacks.*
- ✓ *Suggs is the only active NFL player with 900 tackles, 100 sacks & 30 FFs.*



C.J. MOSLEY NOTES

MOSLEY MANS THE MIDDLE

NFL DEFENDERS W/ 475 TACKLES, 5 INTS & 5 SACKS
(Since 2014)

Player (Team)	Tackles	INTs	Sacks
Luke Kuechly (Car.)	524	10	7.5
C.J. Mosley (Bal.)	482	8	8.0



57 MOSLEY
5TH SEASON
3 PRO BOWLS
6-2, 250
INSIDE LINEBACKER

C.J.'s STOPS

LB **C.J. Mosley**, Baltimore's 2014 first-round draft pick and a three-time Pro Bowler (including in 2017), owns the NFL's fifth-most total tackles (482) over the past five seasons.

NFL'S TACKLE LEADERS (Since 2014)

Rk.	Player (Team)	Tackles
1.	Bobby Wagner (Sea.)	538
2.	Luke Kuechly (Car.)	524
3.	Preston Brown (Cin.)	514
	Lavonte David (TB)	514
5.	C.J. Mosley (Bal.)	482
6.	Demario Davis (NO)	475
7.	Telvin Smith (Jax.)	473
8.	K.J. Wright (Sea.)	456
9.	Lawrence Timmons (FA)	449
10.	Christian Kirksey (Cle.)	419

A TACKLE MACHINE

In 2017, three-time Pro Bowler LB **C.J. Mosley** ranked eighth in the NFL in total tackles (132). He tallied 11 TFL, 2 INTs (1 for a 63-yard TD), 1 sack, 3 FRs and 3 FFs to earn All-Star honors.

NFL'S TACKLES LEADERS / 2017 SEASON

Rk.	Player	Total Tackles	Solo
1.	Preston Brown (Buf.)	144	84
2.	Blake Martinez (GB)	142	94
	Joe Schobert (Cle.)	142	85
4.	Deion Jones (Atl.)	138	91
	Christian Kirksey (Cle.)	138	86
6.	Demario Davis (NYJ)	135	97
7.	Bobby Wagner (Sea.)	133	97
8.	C.J. Mosley (Bal.)	132	96

MOSLEY QUICK HITS

- ✓ In 2017, LB **C.J. Mosley** tallied 132 total tackles, 11 TFL, 2 INTs (1 for a 63-yard TD), 1 sack, 3 FRs and 3 FFs to earn his third Pro Bowl honor.
- ✓ Mosley was the NFL's only player with at least 125 tackles, 3 sacks and 2 INTs in 2014, when he finished second to DT Aaron Donald in the 2014 NFL Defensive Rookie of the Year voting.
- ✓ Mosley (2014), Daryl Smith (2013) & Ray Lewis (1998, 1999, 2000 & 2001) are the only Raven defenders to register at least 115 tackles, 3 sacks and 2 INTs in a single season.
- ✓ Mosley is the first-ever Ravens rookie to earn Pro Bowl honors (2014).



Total Tackles
NFL's 5th Most
Since 2014



Total Tackles
Ravens Most in 2017
(Eighth in NFL)



2017 NFL Defenders
w/ 120 tackles, 10 TFL, 2 INTs & 1 sack
(Mosley, Deion Jones & Bobby Wagner)



NFL Defender (Mosley)
since 2014 w/ 475 tackles,
8 sacks & 8 INTs

'BACKER THEFTS

LB **C.J. Mosley** has produced the NFL's second-most INTs by a linebacker (8) since he entered the NFL in 2014. Mosley had 2 thefts in 2017, including a 63-yard pick-6 in Week 8 vs. the Dolphins.

INTS / LBS / Since 2014

1.	Luke Kuechly (Car.)	10
2.	C.J. Mosley (Bal.)	8
3.	Thomas Davis (Car.)	7
	Deion Jones (Atl.)	7
	Jordan Hicks (Phi.)	7
	Ryan Shazier (Pit.)	7
	Telvin Smith (Jax.)	7

INTS / RAVENS LINEBACKERS (All-Time Career Leaders)

1.	Ray Lewis	31
2.	C.J. Mosley	8
3.	Terrell Suggs	7
4.	Adalius Thomas	6
5.	Daryl Smith	5

INTS / RAVENS LINEBACKERS (Single-Season History)

1.	Ray Lewis (2003)	6
2.	C.J. Mosley (2016)	4
3.	Zachary Orr (2016)	3
	Ray Lewis (3 times)	3
	Daryl Smith (2013)	3



YANDA, B. WILLIAMS & JUDON NOTES



STANDING GUARD

73 YANDA
12TH SEASON
6 PRO BOWLS
6-3, 305
GUARD

G Marshal Yanda, considered one of the greatest players to ever wear a Ravens uniform and an elite NFL lineman, has been to six-career Pro Bowls, which stand fifth in franchise history. In Week 1 vs. Buffalo, he helped the Ravens post the third-largest margin of victory (+44) in team history in a 47-3 win.

MOST PRO BOWLS (Ravens History)

LB Ray Lewis	13
T Jonathan Ogden	11
S Ed Reed	9
OLB Terrell Suggs	7
G Marshal Yanda	6



Career Pro Bowls
tied for second most
among active O-linemen

“Only the elite of the elite guards earn serious Hall of Fame consideration. Yanda belongs in that realm.”
– Childs Walker, *The Baltimore Sun*

PERENNIAL PRO BOWLER

- ✓ 2016 marked the sixth-straight Pro Bowl invitation for **G Marshal Yanda**, who was drafted (third round) by the Ravens in 2007.
- ✓ The 12-year veteran has played in 149 games (138 starts) during his career, ranking as the second-most games played among offensive linemen in Ravens history (Jonathan Ogden – 177).
- ✓ Prior to the 2015 campaign, Ravens’ season ticket holders voted Yanda as one of the Top 10 players in the franchise’s 20-year existence.

MOST PRO BOWL SELECTIONS (Active NFL Offensive Linemen)

Rk. Player (Team)	Pro Bowls
1. T Jason Peters (Phi.)	9
2. G Marshal Yanda (Bal.)	6
C Maurkice Pouncey (Pit.)	6
T Joe Staley (SF)	6
T Trent Williams (Was.)	6



3.86
Ravens Opp. Rush Avg.
w/ Williams as a Starter
(NFL’s 5th best since ‘14)



5
Ravens 2018 Run
Defense Ranking
(82.5 Rush YPG Allowed)



98 WILLIAMS
6TH SEASON
6-1, 336
DEFENSIVE TACKLE



1
AFC Def. POW Award
2017 Week 11 vs. GB



8
Sacks in 2017
Second on the Team



17
Tackles for Loss
2017: Most on Team &
Tied for Fourth in NFL



99 JUDON
3RD SEASON
6-3, 261
OLB

WILLIAMS ANCHORS RUN “D”

DT **Brandon Williams** continued to be a powerful force in the trenches in 2017, even though he missed Weeks 3-6 (four games) with a toe injury. During that time, Baltimore struggled to stop the run. Over the final nine games, however, with Williams at full strength, the Ravens were stout battling opposing ground games.

2017 RUSHING YPG ALLOWED (Weeks 8-17 / Last 9 Games)

1. Arizona Cardinals 77.0
2. Tennessee Titans 79.9
- 3. Baltimore Ravens 84.8**
4. Philadelphia Eagles 88.7

2017 10-YARD+ RUNS ALLOWED (Weeks 8-17 / Last 9 Games)

1. Minnesota Vikings 13
2. Arizona/Tennessee 16
4. New York Jets 17
- 5. Baltimore Ravens 18**

ALL-AROUND DEFENDER

NFL DEFENDERS / 2017 SEASON (w/ at Least 55 Tackles, 15 TFL, 5 Sacks, 2 FFs & 1 FR)

Defender	Tackles	TFL	Sacks	FFs	FRs
Matthew Judon (Bal.)	58	17	8.0	2	1
Jadeveon Clowney (Hou.)	59	21	9.5	2	2
Von Miller (Den.)	57	17	10.0	2	1

Note: Judon’s 17 TFL rank fourth in a Ravens’ single season since the stat began being tracked in 2008. The record is 20 set by OLB Terrell Suggs in 2011, while Suggs also had 19 (2008) & 18 (2010).



CRABTREE, BROWN & SNEAD IV NOTES

TOUCHDOWN TRIOS

In Week 1's 47-3 win over Buffalo, three Ravens wideouts (**John Brown**, **Michael Crabtree** & **Willie Snead IV**) each caught a touchdown. It marked just the fifth time in franchise history (and first since 2014) that such a feat was accomplished.

GAMES WITH A TD CATCH BY THREE DIFFERENT RECEIVERS (Ravens History)

- 9/9/18 vs. Buf. – Ravens 47, Bills 3**
 - John Brown, Michael Crabtree, Willie Snead IV
- 10/12/14 at TB – Ravens 48, Bucs 17**
 - Kamar Aiken, Michael Campanaro, Torrey Smith, Steve Smith Sr.
- 12/5/99 vs. Ten. – Ravens 41, Titans 14**
 - Justin Armour, Jermaine Lewis, Patrick Johnson
- 11/1/98 vs. Jax. – Jaguars 45, Ravens 19**
 - Patrick Johnson, Jermaine Lewis, Floyd Turner
- 10/27/96 vs. STL – Ravens 37, Rams 31**
 - Derrick Alexander, Michael Jackson, Floyd Turner

"We have guys who allow us to attack defenses in a lot of different ways. They are really good football players who we expect big things from."
– Joe Flacco on his new WRs

22.5

Brown's 2018 YPC Avg.
NFL's No. 3 mark



13 BROWN
5TH SEASON
5-11, 178
WIDE RECEIVER

83 SNEAD IV
4TH SEASON
5-11, 205
WIDE RECEIVER



RAVENS NEW WIDEOUTS

In addition to **WR Michael Crabtree** (Oak.), the Ravens signed free agents **WR John Brown** (unrestricted, Ari.) and **WR Willie Snead IV** (restricted, NO) in 2018. Below are notes about the duo:

- Through four games, Brown leads Baltimore with 338 receiving yards and 3 TDs on 15 catches. Brown's 22.5 ypc average ranks third best in the NFL.
- Snead IV ranks second on the team with 198 receiving yards and 1 TD on 18 catches. An impressive 13 of his catches have earned first downs this season.

15 CRABTREE
10TH SEASON
6-1, 215
WIDE RECEIVER



18

Ravens Team-High
Receptions in 2018
(tied, W. Snead IV)

3

Catches Needed
to Reach 600
for His Career

SCORING THREAT

MOST NFL RECEIVING TOUCHDOWNS (Since 2015)

Rk.	Player (Team)	TDs
1.	Antonio Brown (Pit.)	34
2.	DeAndre Hopkins (Hou.)	30
3.	Doug Baldwin (Sea.)	29
4.	A.J. Green (Cin.)	27
5.	Michael Crabtree (Bal.)	26
	Davante Adams (GB)	26
	Odell Beckham Jr. (NYG)	26

2

NFL Players
Crabtree & Antonio Brown
to record at least 8 TD
catches in each of the past
three full seasons (2015-17)

KING CRAB NOTES

WR Michael Crabtree, a 10-year NFL veteran, signed with the Ravens as a free agent this past spring. Through four games, he has tallied a team-high (tied) 18 catches for 183 yards and 1 TD. Here are several career fast facts about the standout wideout:

- Crabtree has produced at least 8 receiving TDs in a season four times, including in each of the past three years (9 – 2015, 8 – 2016 & 8 – 2017).
- His 25 receiving TDs since 2015 (see chart above) tie for the NFL's fifth most.
- Crabtree and Steelers WR Antonio Brown are the only NFL players to post at least 8 TD catches in each of the past three full seasons.
- Crabtree has totaled at least 85 catches in a season three times, with a career-high 89 during the 2016 campaign (earned Pro Bowl alternate honors).
- He has twice surpassed 1,000 receiving yards, tallying a career-high 1,105 (on 85 receptions) in 2012.

RED ZONE & TD FAST FACTS

- ✓ *When Crabtree scores at least 1 receiving TD, his team has produced a 29-12-1 record. When he has 2 TDs, they are 6-2.*
- ✓ *Of Crabtree's 52 career receiving TDs, 26 have come in the red zone.*
- ✓ *Since 2015, 14 of Crabtree's 26 receiving TDs occurred in the red zone.*



JEFFERSON, HUMPHREY & CARR NOTES



DROPPIN' FOR LOSS

Since 2015, **S Tony Jefferson** leads the NFL in tackles for loss by a DB, with 26 such stops, including 7 in his first year (2017) with the Ravens. While with Arizona in 2016, his 13 TFL led all NFL defensive backs. The 13 stops also rank as the NFL's most by a DB in a season since the stat began being tracked in 2008.

23 JEFFERSON

6TH SEASON
5-11, 211
SAFETY

MOST TACKLES FOR LOSS / NFL DEFENSIVE BACKS / SINCE 2015

Rk.	Player	Tackles for Loss
1.	Tony Jefferson (Bal.)	26
2.	Reshad Jones (Mia.)	20
	Tyrann Mathieu (Hou.)	20
4.	Malcolm Jenkins (Phi.)	19
	Kenny Vaccaro (Ten.)	19

"No disrespect to any of the guys I've played with, but it's nice not to have to explain why I do certain things or why I'm doing this in this coverage. From Day One, [Jefferson] already had a feel for how I play and how to work off me. ... It frees me up a lot more mentally. I don't have to tell him after each play why I did this or, before the snap, say, 'Let's do this.' He already knows. That is just light years ahead of most guys I've played with. I've loved every guy I've played with, but he's just on another level."

– Eric Weddle, Ravens Safety



TACKLES FOR LOSS
Fifth (tied) Among
NFL Safeties in 2017



TACKLES FOR LOSS
Most Among NFL
Safeties since 2015



TOTAL TACKLES
Sixth Among NFL
DBs since 2015

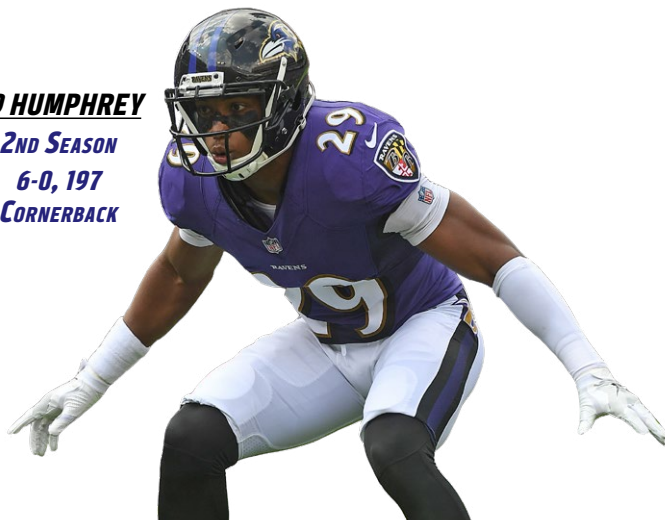
JEFFERSON MAKES HIS MARK

MOST SINGLE-SEASON TACKLES FOR LOSS / NFL DBs / SINCE 2008

Rk.	Player	Year	Tackles for Loss
1.	Tony Jefferson (Ari.)	2016	13
2.	Antoine Winfield (Min.)	2008	12
3.	Six Players	n/a	11

29 HUMPHREY

2ND SEASON
6-0, 197
CORNERBACK



MARLON IN LOCKDOWN MODE

70.1

Defensive passer rating through four games in 2018 by **CB Marlon Humphrey**, ranking as the NFL's seventh-best mark among CBs who've been targeted at least 20 times.

49.6

Defensive passer rating in 2017 by Humphrey during his rookie season. This figure ranked fourth best in the NFL among CBs targeted at least 15 times.

24 CARR

11TH SEASON
6-0, 210
CORNERBACK



Career Interceptions
(including 5 with Ravens)



Interceptions
in 2017, tied (2011)
for a career
high

CARR A STEADY VETERAN

BALTIMORE INTERCEPTIONS (Since Carr's 2017 Ravens Arrival)

Rk.	Player	INTs
1.	Eric Weddle	6
2.	Brandon Carr	5
3.	Jimmy Smith	3
4.	Five Players	2

MOST NFL PASSES DEFENSED (2018 Season)

Rk.	Player	PD
1.	Rashaan Melvin (Oak.)	7
2.	Brandon Carr (Bal.)	6
	Gareon Conley (Oak.)	6
	Derwin James (LAC)	6
	Damarius Randall (Cle.)	6

Quick Hit: Brandon Carr's 12 PD ranked No. 1 on the team in 2017.



SAM KOCH NOTES

SOARING WITH SAM

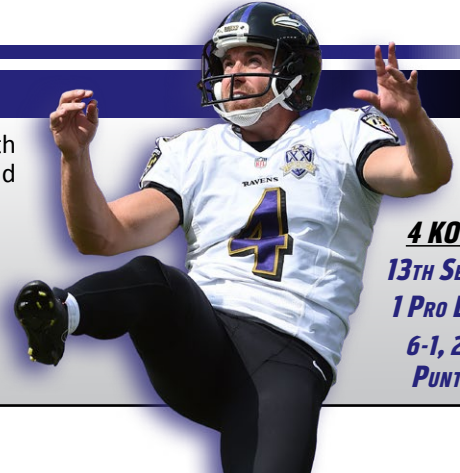
Pro Bowl P **Sam Koch** owns a 45.3 career gross average and 39.5 career net, both marks that rank first in Ravens history. In 2014, Koch posted a career-high and Ravens franchise-record 47.4-yard gross and 43.3-yard net average.

CAREER GROSS PUNTING AVG. (Ravens History)

Rk.	Player	Avg.
1.	Sam Koch	45.3
2.	Greg Montgomery	43.2
3.	Dave Zastudil	41.6

CAREER NET PUNTING AVG. (Ravens History)

Rk.	Player	Avg.
1.	Sam Koch	39.5
2.	Greg Montgomery	37.2
3.	Kyle Richardson	35.4



4 KOCH
13TH SEASON
1 PRO BOWL
6-1, 222
PUNTER

KOCH DOMINATED

No punter in 2017 was more dominant at pinning opponents deep in their own territory than P **Sam Koch**.

PUNTS INSIDE 20

1.	Sam Koch	40
2.	Chris Jones	34
3.	Two Players	33

PUNTS INSIDE 10

1.	Sam Koch	16
2.	Marquette King	14
3.	Three Players	13

PUNTS INSIDE 5

1.	Andy Lee	6
2.	Sam Koch	5
	Three Others	5

"He is composed, he is resilient, and he's not easily rattled. People don't really expect it from a punter, but I definitely think Sam Koch carries that special Raven persona."

— Terrell Suggs, Ravens Outside Linebacker

SAM IN THE 20

P **Sam Koch** is the Ravens' all-time leader in punts inside the 20 (364). In 2017, he posted a franchise-record 40 boots inside the 20, which ranked as the NFL's most.

* In 2017, Koch's 40 punts inside the 20 ranked No. 1 in the NFL.

PUNTS INSIDE THE 20 (Ravens All-Time History)

Rk.	Player	In 20
1.	Sam Koch	364
2.	Kyle Richardson	128
3.	Dave Zastudil	89

PUNTS INSIDE THE 20 (Ravens Single Seasons)

Rk.	Player (Year)	In 20
1.	Sam Koch (2017)*	40
2.	Sam Koch (2010)	39
	Kyle Richardson (1999)	39

RAVENS IRONMAN

RAVENS CONSECUTIVE GAMES PLAYED / ALL-TIME STREAKS

Rk.	Player	Games	Years
1.	Sam Koch	196	2006-present
2.	Jarret Johnson	129	2003-11
3.	Joe Flacco	122	2008-15

BALTIMORE RAVENS MOST ALL-TIME GAMES PLAYED

Rk.	Player	Games	Years
1.	Ray Lewis	228	1996-2012
2.	Terrell Suggs	212	2003-present
3.	Matt Stover	207	1996-2008
4.	Sam Koch	196	2006-present
	Jonathan Ogden	177	1996-2007

PINNING 'EM DEEP

Dating back to 2006, when he entered the NFL, P **Sam Koch**'s 362 punts inside the 20 rank second in the NFL.

NFL PUNTS INSIDE THE 20 / SINCE 2006

Rk.	Player	In 20
1.	Dustin Colquitt (KC)	398
2.	Sam Koch (Bal.)	364
3.	Andy Lee (Ari.)	338

In 2017, Koch twice earned AFC Special Teams Player of the Week honors (Week 12 vs. Hou. & Week 15 at Cle.). He is the first punter to win multiple POW awards in a single season since Buffalo's Brian Moorman in 2006.

PRO BOWL PUNTER



In his 10th season (2015), P **Sam Koch** was finally named to his first Pro Bowl, as the standout punter's net average (42.9) ranked No. 2 in the NFL, while his gross average (46.7) was ninth. Koch also dominated the league in 2014, producing the No. 1 net (43.3) and No. 3 gross (47.4) averages.

NOTE THE QUOTE

ESPN.com's Kevin Seifert on Sam Koch's arsenal of punts:

"Some are designed to hook toward the sideline with maximum hang time. Others use an intentionally low trajectory to aid coverage teams. He has a knuckler and one kick that drops, from the returner's perspective, roughly in the shape of the letter 'S.' He's debuted a 'boomerang' punt that does just what you would imagine it might. Most, but not all, of these punts are intended to discourage a clean catch and minimize the return.

"It's not unusual for NFL punters to develop a 'changeup' of sorts, but no one has ever had multiple options at the ready. ... The NFL changes every day, but there are only a few moments in each generation when it transforms. This is one of them. In plain sight, Sam Koch and the Ravens have introduced a new way to punt."



Punts In 20
NFL's Third Most
Since 2014



Net Punt Average
NFL's Fourth Best
Since 2014



Gross Punt Average
NFL's Seventh Best
Since 2014



JUSTIN TUCKER NOTES

TUCKER THE ALL-TIME BEST

K Justin Tucker, the most accurate kicker of all time, has hit 211 of 234 FGAs to post a 90.2% mark. Tucker has connected on eight-consecutive FGAs of 50-plus yards dating back to 2017, while he is 18-of-20 on such kicks since the 2016 campaign.

BEST CAREER FIELD GOAL PERCENTAGE (NFL History / Min. 100 Att.)

Rk.	Player	FGM-FGA	Pct.
1.	Justin Tucker	211-234	90.2
2.	Dan Bailey	189-214	88.3
3.	Stephen Gostkowski	346-395	87.6
4.	Robbie Gould	335-384	87.2
	Stephen Hauschka	225-258	87.2



9 TUCKER
7TH SEASON
2 PRO BOWLS
6-1, 183
KICKER

In 2017's Week 16 win vs. the Colts, Tucker (then 802 points) became the fastest pure kicker in league history to reach the 800 milestone, doing so in his 95th game. Of overall players, only Gino Cappelletti (a WR/PK combo from 1960-70) did it faster (93 games).

TUCKER'S CAREER STATS

Year	1-19	20-29	30-39	40-49	50+	Total	Pct.	LG	PAT	Pts
2012	0-0	8-8	8-8	10-13	4-4	30-33	90.9	56	42-42	132
2013	0-0	10-10	12-13	10-11	6-7	38-41	92.7	61	26-26	140
2014	0-0	10-10	11-11	4-4	4-9	29-34	85.3	55	42-42	129
2015	0-0	10-10	9-9	10-11	4-10	33-40	82.5	52	29-29	128
2016	0-0	4-4	10-11	14-14	10-10	38-39	97.4	57	27-27	141
2017	0-0	7-7	11-11	11-12	5-7	34-37	91.9	57	39-39	141
2018	0-0	1-1	2-2	3-4	3-3	9-10	90.0	55	12-12	39
Totals	0-0	50-50	63-65	62-69	36-50	211-234	90.2	61	217-217	850



FGs Made
NFL's Most
Since 2012



Points Scored
NFL's Second
Most Since 2012



Career FG Pct.
Best Mark
in NFL History



40-Plus-Yard FGs
NFL's Most
Since 2012



50-Plus-Yard FGs
NFL's Most
Since 2012



Career Games
w/ Dual 50+ FGs Made
(Most in NFL History)

2016: PERHAPS THE BEST YEAR EVER

In 2016, All-Pro **K Justin Tucker** connected on 38 of 39 FGAs (lone miss was a block), posting the fifth-best pct. in NFL single-season history. In addition to making 35-straight FGAs at one point (tied for fifth-best streak ever), here are facts about his remarkable season, arguably the best ever by a kicker:

- ✓ Tucker's 38 FGs made ranked No. 1 in the NFL. He was also 27-of-27 on PATs. An NFL single-season record 24 of Tucker's 38 FGs made in 2016 came from 40 yards or beyond.
- ✓ Tucker's 10 FGs of 50-plus yards are a Ravens' single-season record. They tie (Blair Walsh, 2012) for the most in NFL history. (Tucker was a perfect 10-for-10 from 50 yards and out during the 2016 season.)
- ✓ Tucker's 141 points ranked second in the league only behind Atlanta's Matt Bryant (158).
- ✓ In Week 12 vs. Cincy, Tucker became just the ninth kicker in league history to make 3 FGs of 50-plus yards in a single game (52, 57 & 54). He is also the first kicker in NFL history to make 3 FGs of 50-plus yards in the first half of a game. (These feats earned him AFC ST POW honors.)

BEST FG PERCENTAGE / NFL SINGLE-SEASON HISTORY

Rk.	Player (Team)	FGM-FGA	Pct.
1.	Gary Anderson (1998)	35-35	100.0
	Mike Vanderjagt (2003)	37-37	100.0
	Jeff Wilkins (2000)	17-17	100.0
	Tony Zendejas (1991)	17-17	100.0
5.	Justin Tucker (2016)	38-39	97.4

TUCKER TIDBITS

- ✓ Since PATs were moved back in 2015, Tucker (107-of-107) is the only NFL kicker yet to miss.
- ✓ Tucker is a four-time AFC Special Teams Player of the Month, which ranks one more than legends S Ed Reed & K Matt Stover for the most POM awards in Ravens history. (Tucker has also earned eight AFC Special Teams Player of the Week honors.) "Tuck" earned his fourth POM award in Nov. 2017, going 8-for-8 on FGAs and 6-for-6 on PATs.
- ✓ Tucker's 6 FGs on 12/16/13 at Det. set a team record and a single-game NFL high in 2013. Against the Lions, he became the first NFL kicker ever to connect from the 20-, 30-, 40-, 50- & 60-yard range in a game.
- ✓ Tucker's 93.3 career FG% when kicking on grass (112-of-120) ranks as the NFL's best of all time.
- ✓ Tucker's 92.8 career FG% (103-of-111) in the second half/overtime ranks as the NFL's best second half/OT mark of all time.



JUSTIN TUCKER & ERIC WEDDLE NOTES

TUCK'S CHART TALK

MOST FIELD GOALS MADE / SINCE 2012

Rk.	Player (Team)	FGM
1.	Justin Tucker (Bal.)	211
2.	Stephen Gostkowski (NE)	205
3.	Stephen Hauschka (Buf.)	184
4.	Adam Vinatieri (Ind.)	180
5.	Matt Bryant (Atl.)	174

MOST NFL POINTS / SINCE 2012

Rk.	Player (Team)	Points
1.	Stephen Gostkowski (NE)	930
2.	Justin Tucker (Bal.)	850
3.	Stephen Hauschka (Buf.)	786
4.	Matt Bryant (Atl.)	772
5.	Adam Vinatieri (Ind.)	767

CONSECUTIVE FIELD GOALS MADE (All-Time NFL Streaks)

Rk.	Kicker (Years)	FGs Made
1.	Adam Vinatieri (2015-16)	44
2.	Mike Vanderjagt (2002-04)	42
3.	Gary Anderson (1997-98)	40
4.	Matt Stover (2005-06)	36
5.	Justin Tucker (2015-16) Adam Vinatieri (2013-14)	35

BEST NFL FIELD GOAL PERCENTAGE (2016 Season)

Rk.	Player (Team)	FGM-FGA	Pct.
1.	Justin Tucker (Bal.)	38-39	97.4
2.	Matt Bryant (Atl.)	34-37	91.9
3.	Ryan Succop (Ten.)	22-24	91.7
4.	Stephen Hauschka (Sea.)	33-37	89.2
5.	Cairo Santos (KC)	31-35	88.6
6.	Two Players	27-31	87.1

BEST FIELD GOAL PERCENTAGE / ROOKIES (NFL History)

Rk.	Player (Year)	FGM-FGA	Pct.
1.	Blair Walsh (2012)	35-38	92.1
2.	Justin Tucker (2012)	30-33	90.9
3.	Harrison Butker (2017)	38-42	90.5
4.	Cody Parkey (2014)	32-36	88.9
	Alex Henery (2011)	24-27	88.9
6.	Chandler Catanzaro (2014)	29-33	87.9

BEST FIELD GOAL PERCENTAGE (Ravens Single-Season History)

Rk.	Player (Year)	FGM-FGA	Pct.
1.	Justin Tucker (2016)	38-39	97.4
2.	Matt Stover (2006)	28-30	93.3
3.	Justin Tucker (2013)	38-41	92.7
4.	Justin Tucker (2017)	34-37	91.9
5.	Justin Tucker (2012)	30-33	90.9

(min. 16 att.)

TUCKER'S GAME-WINNERS

12

Career game-winning FGs by K Justin Tucker:

- 2016: Week 3 at Jax., 53 yards
- 2016: Week 2 at Cle., 49 yards
- 2015: Week 11 vs. STL, 47 yards
- 2015: Week 8 vs. SD, 39 yards
- 2015: Week 4 at Pit., 52 yards OT
- 2014: Week 3 at Cle., 32 yards
- 2013: Week 15 at Det., 61 yards
- 2013: Week 10 vs. Cin., 46 yards OT
- 2013: Week 5 at Mia., 44 yards
- 2012: Div. at Den., 47 yards 2OT
- 2012: Week 12 at SD, 38 yards OT
- 2012: Week 3 vs. NE, 27 yards

8

Consecutive 50-plus-yard FGs made by **K Justin Tucker**, including 3 this season. His 36 successful career "50s" are the NFL's most since he entered the league in 2012.

18/20

50-yard FGs made/attempted by Tucker dating back to the 2016 season, producing an NFL-best 90% mark on such attempts (min. 5 kicks).


THE SECONDARY'S SERGEANT

A five-time Pro Bowler (including two as a Raven), **S Eric Weddle's** 29-career INTs rank second among active safeties. In his first year (2016) as a Raven, he produced a team-high 4 picks (tied, C.J. Mosley) and 89 tackles. In 2017, he posted 6 INTs (including 1 "pick-6"), ranking as a team best and tying (A.J. Bouye) for third overall in the NFL.

NFL INTERCEPTIONS LEADERS / ACTIVE NFL SAFETIES

Rk.	Player (Team)	INTs	Yards	TDs
1.	Reggie Nelson (Oak.)	37	486	1
2.	Eric Weddle (Bal.)	29	467	4
3.	Earl Thomas (Sea.)	28	417	2
4.	Mike Adams (Car.)	27	326	2

32 WEDDLE
12TH SEASON
5 PRO BOWLS
5-11, 200
SAFETY



INTERCEPTIONS LEADERS / SAFETIES (Since 2016)

Rk.	Player (Team)	INTs	Yards	TDs
1.	Ha Ha Clinton-Dix (GB)	11	105	0
2.	Eric Weddle (Bal.)	10	177	1
3.	D.J. Swearinger Sr. (Was.)	9	56	0
4.	Three Players	8	n/a	n/a



Active NFL Safety (Weddle) w/ at least 900 tackles, 25 INTs & 5 sacks



Active NFL Safeties (Weddle & Reggie Nelson) w/ 25 INTs & 90 PD



Consecutive Games vs. Cleveland w/ an INT for Weddle

Weddle earned his first-ever AFC Defensive Player of the Week honor for his performance in 2017's Week 13 win over Detroit. In the game, he tallied 3 tackles, 1 strip-sack and a 45-yard interception return for a touchdown, leading the Ravens to a 44-20 victory.



RAVENS IN OUR COMMUNITY

SPECIAL OLYMPICS PLAY 60 ALL-ABILITIES CLINIC



The Ravens hosted their second annual PLAY 60 All-Abilities Football Clinic with participants from Special Olympics Maryland (SOMD) on Oct. 1. The event jumpstarted the year-round efforts of the Ravens' NFL PLAY 60 campaign. Designed to encourage individuals to be active for at least 60 minutes a day, PLAY 60 fights the battle against childhood obesity. Approximately 75 athletes from SOMD participated at the Under Armour Performance Center. Instructed by USA Football master trainer Tom LaNeve, athletes were able to run through drills and activities. This special day allowed SOMD athletes the chance to play, work and learn alongside their favorite players. Additionally, this clinic encourages physical activity for all athletes, no matter their physical ability. Players in attendance included **TE Nick Boyle**, **WR John Brown**, **G Randin Crecelius**, **QB Joe Flacco**, **LB Myles Humphrey**, **S Tony Jefferson**, **OLB Matthew Judon**, **DB/LB Anthony Levine Sr.**, **ILB Patrick Onwuasor**, **G/C Matt Skura** and **DE Chris Wormley**.



OUTSTANDING YOUTH VOLUNTEER

On Sunday, Sept. 23, Ethan Polt, an 8-year-old Baltimore native, experienced his first Ravens game. This past summer, Ethan donated over 5,000 books to the Maryland Book Bank and the Ravens' Bookmobile. Ethan's donation will enable over 600 children the ability to receive free books. Thanks to Ethan, the Bookmobile has the ability to continue its mission to encourage and help all children through education and literacy. The Ravens Bookmobile delivers new and gently-used books to low-income children, many of whom do not have access to books otherwise. Hoping to increase interest and commitment to reading, this rolling library is fully-funded by the Ravens Foundation, Inc., offering free books throughout the Baltimore community. As a special thanks to Ethan for his hard work and dedication, the Ravens hosted him and his family for their home game against the Denver Broncos.



TUCKER VISITS BSA

On Monday, Oct. 1, **K Justin Tucker** visited the Baltimore School for the Arts. While there, he had a chance to tour the facility, sit in on performances and interact with students. Additionally, Tucker presented the school with a check for \$50,000 to go towards continuing its efforts in teaching today's youth about the arts. Earlier this year, Tucker impressed fans across the country with his performance of *Ave Maria* on the CBS show "Most Valuable Performer," winning him the online fan vote. That night, Tucker announced that he would donate all \$50,000 to the Baltimore School for the Arts' TWIGS program. TWIGS is a free after-school and Saturday arts program, serving more than 700 Baltimore City children from grades 2-8 each year. Children in the program are deemed to possess exceptional potential in the arts. TWIGS offers free classes in dance, vocal, visual arts and visual storytelling.





JOHN HARBAUGH MONDAY PRESS CONFERENCE: WEEK 5 AT BROWNS

Opening statement: “Had a chance to get back late, as a number of you guys probably did, and got to work on this last game [at Pittsburgh] but then moved forward really quickly to Cleveland. Coaches have been here since early this morning, and our focus really does move to Cleveland now. [We have] a lot of work to do to get ready for them. Four games – regular season games – to look at now, different quarterback situations, all the things that they do schematically, which is quite a bit, so it’s a big challenge to study them. They have great coaches, and it’ll be an opportunity to go up there and play a division game in Cleveland and try to get a win, which is a big challenge. I’m sure their fans are going to be really loud, just like they were last week. We’ll have to prepare for that. We’re excited about it and looking forward to it.”

After a game like yesterday, when really all three units performed well, do you pick one out or do you just check all of them off, offense, special teams, defense? (David Ginsburg) “It was a team win, no question. But then, I think within each phase, we look at the things we did well, the positives, and try to build on those, and we look at the things that we need to improve on as a unit, all three phases. And, each position coach looks at the things that they need to improve on in their group, and then we talk about each player. We want each player to have one, two, or three things that they’re looking to really build on this week and get better at. We try to break it down that way every single week. Each player will have a plan for himself. Each coach will have a plan for his position group. Each side of the ball will have a plan for their side of the ball, and then as a team there will be things that we’ll be looking at, trying to build on. So, that’s kind of how we look at it.”

Did CB Jimmy Smith come back today? And did you have the chance to speak to him? (Jamison Hensley) “Yes. I haven’t spoken with Jimmy yet. I just haven’t had a chance with what we’re doing, but rumor has it, he’s here. He got here at eight o’clock, I guess. He did not beat me in, for the record. *(laughter)* But, he was here, and he’s been working out and those kinds of things. I’m expecting him to practice on Wednesday. Of course, we’ll have to make sure he’s physically ready to go, meet with the trainers and all those kinds of things and make sure he’s ready physically.”

But he conceivably could play as early as next week? (Jerry Coleman) “Yes, if he’s in shape, and if he practices well and looks like he can go. We’ll just have to evaluate that in practice.”

How close was TE Hayden Hurst to playing, and what went in to the decision on that last night? (Jerry Coleman) “It was really more ... It came down to [that] I don’t think the docs and the trainers were comfortable with just the one week back. I’d have probably been more comfortable than they were, but it was smart. We’ll just have to see how he does this week. Obviously, he has a good chance to play, but he has to get through full practices and be ready to go.”

With RB Alex Collins’ fumble, is it becoming troublesome? It’s the second one this season. You went back to him after he fumbled. Is that a troublesome area you’re seeing with him? (Todd Karpovich) “One thing about Alex is his style lends itself to that a little bit, and I think that’s been kind of an issue through his entire career, because he’s such an elusive guy. And, he tries so hard to make big plays all the time, and it’s why he gets yards. It’s one of the reasons. He runs very hard, but sometimes you expose the football when you do that. Yes, fumbling is always troublesome, and it’s just ... You can’t have it, and it’s not worth it. So, he’ll focus on it. One thing I know about Alex is he’ll make it his job No. 1 to hold on to the football, and he knows that’s the expectation.”

Obviously, CB Jimmy Smith is an accomplished player, but the secondary has been playing well. What goes into the decision of who to start, who to play and certain packages once he gets back? (Aaron Kasnitz) “It’ll be what gives us the best chance to put the best group of guys out there. It’s a really good problem to have. I thought Brandon Carr played just tremendously well, as did Marlon Humphrey, as did Tavon [Young]. All the corners played exceptionally well. There was not a lot of room for Ben [Roethlisberger] to throw. I think that the pressure was there, and he was getting the ball out on time and in rhythm, but there just weren’t a lot of windows in there. And, when he had room in zone coverage underneath, he completed them and they got a few yards. But pushing the ball downfield, especially in the second half, was really due to really good coverage. And, whenever we played ‘man,’ I think you had to give these three corners credit. They played tight man-to-man coverage. It’s another ... It’s a good problem to have, the fact that we’ll have another really good player playing corner, and we’ll have the chance to put another guy out there that can cover people. I think who starts and all that is one thing, but really, they’re all going to play, and they’re going to play a lot, and that’s good for the Ravens.”



Kind of drawing on the experience from last year with CB Jimmy Smith, since he wasn't 100 percent, it kind of forced you into that rotation. It seemed to work out well last year. (Luke Jones) "Yes, I just think it's going to be great to have all those guys that are good cover players. It's tough to complete balls on those guys. We can play any coverage we want – man, zone, different types of man and zone, pressure – the way we want, and it gives us a lot of options on defense."

Even with ILB C.J. Mosley back, is S Eric Weddle going to continue with the defensive calls? (Jerry Coleman) "I don't know. We haven't talked about that yet. There was a little question this week with C.J. coming back for the first game and whether he'd be able to make it through or not. So, that was part of our thinking. If Eric has his say, he'll probably want to keep the [green] dot. I know how he thinks, so we'll just have to make that [decision] as the week goes on."

I can appreciate you wanting to move on to Cleveland, but what does this mean to the team? You beat Pittsburgh there; you had lost three straight to them. Maybe even just as a confidence boost, what do you think it meant beating them at Heinz Field? (David Ginsburg) "It's a big deal. You guys made me admit it last night, but it's a big deal. It's a big deal because it's ... The road runs through Pittsburgh the last couple years to win the division. You could start with that. You have to win division games to win the division; that's the next thing. And, it's the Steelers. And as you said, we haven't beaten them three games in a row, and three years in a row there, we haven't beaten them. To go up there and win means a lot to us, and we're ... I do think there's some confidence that goes with that, but these guys weren't lacking. Our guys didn't need a shot in the arm, confidence-wise. They needed a win. We needed a win. We needed to be 3-1. That's what we really needed. So, all the other stuff that goes with it, that's positive, but it wasn't like we were lacking confidence. Now, we just have to go try to get the next win. That really is what the focus is inside the team, but I do understand where you're coming from on it, and I do think it's exciting. I think for the fans, especially, like we talked about, I think the fans ... I've heard that the fans are having a great day today. My wife said she's out and about. Everybody is talking about the game, and everybody is fired up and happy, even the people that went to bed at halftime. *(laughter)* Look what you missed! But, to see the Baltimore fans fired up, that's good, and we want to build on that. Our players get excited about that. Our coaches are excited about that, and you have to earn that. So, we earned a little piece of that in Pittsburgh last night, but we need to earn a bigger piece in Cleveland this next game."

WR John Brown is a fast guy – but obviously, not all fast guys seem to have a knack for getting open the way he does. Is there something about him that helps him separate from defenders? (Clifton Brown) "Yes, he's a talented guy and he does get open – that's one of the things you look for. How guys get open – to your point – is different. Everybody gets open in different ways. Antonio Brown is different than John Brown is different from Michael Crabtree or [JuJu] Smith-Schuster or whoever it might be. Just every player is different. He's really smooth, really fast – almost a little sneaky smooth, fast. He's maybe even a little faster than he looks, I think, when you get out there and you get close to him. You've watched practice up close; you know that. Then he tracks the ball really well and he's made catches. We just have to keep building on the precision of the passing game. There's still a lot of work we can do. We can get a lot better. I think Joe [Flacco] said it last night, and the fact that he's a little perturbed with the fact that we didn't do better ... Boy, you want to hear that as a coach. I want our guys to be hungry, to be great, and that takes work. These guys are willing to work, and let's go to work this week and get better."

What were you seeing when QB Joe Flacco overthrew WR Michael Crabtree and the score could have been 21-0 if he caught it? (Jerry Coleman) "Which play was that? I'm trying to think." *(Reporter: "The one on the right sideline. It was early in the game.")* "Oh – when Joe was pushed away in the pocket? Yes. It was sort of a double-move. It wasn't called a double-move; it was more of a scramble play. They were just trying to figure it out, and Crabtree took off because Joe was pushing out of the pocket. Joe was off-balance, and obviously if he hadn't let up quite as much ... I don't think that was such a precision thing, because it wasn't really part of the way the play was designed. But, dang, it would've been great if he hit him, you know? That would've been big. To that point, we have extended plays. We have made plays on scramble drill, and we do want to keep building on that."

You talked about in the offseason of the offensive coaches going into the laboratory and coming up with all this creative stuff. How rewarding has it been to see it pay off, and how much do you still have left? (Ryan Mink) "I've been told we have a lot left, a lot left. *(laughter)* For all of our opponents out there, we want them to know that – there's a lot of stuff. I think it's more fundamental football and really, you plug principles and concepts into formations and personnel. That's what they've



done a good job of, so I'm really excited about that, just like you guys are, and to see where we go. In the end, it comes back to blocking and tackling and throwing and catching and executing football – that's what we really need to work on. Anything that we can do to create an open guy or put a guy in position to make a play is really the coach's job, and that's what we're trying to do. I do think our coaches are doing a great job of that [on] all three phases. I'm really proud of the guys for that. We're just starting – it's four games in. It's just the beginning. It's one week at a time."

When CB Jimmy Smith comes back, do you use him as a teaching point to the other guys? Do you address why he was suspended, or is that something you've already taken care of? (Aaron Kasinitz) "We've taken care of it. The guys know; it's not something that you have to make a big deal out of. We do seminars with the guys. There's all types of league-mandated things that we do. We talk to the guys about those kinds of issues or whatever issues can get you suspended or disciplined. They're well-versed in all that. So no, we don't make too big a deal out of it. We just move on."

Using RB Alex Collins' fumbling as an example, is that something where in practice you'll go over ball security a little bit more. You'll see in movies where the guy is holding the football, walking around everywhere like in class. Do you do anything like that? (Jamison Hensley) "We actually do. I have made guys walk around the meeting [for] the day with a football. Maybe I'll do that with Alex. I'll see a guy walking, punch the ball out and stuff – but it's more in practice. One of the things we do is we have our defense challenge the offense. The defense doesn't want to see the ball on the ground either, so they'll be very aggressive in trying to punch the ball out in practice. It'll be a good reminder for them. But again, Alex is a trustworthy guy, and I fully expect him to clean that up really quick."

In the second half, you had two players record their first-career catches: RB De'Lance Turner and WR/RS Tim White. What made confident to put those guys in that offense? (Aaron Kasinitz) "That's a good question. It really wasn't so much about confidence as it's so much about we were rotating players and they need to get on the field. Somebody was tired, somebody was nicked up a little bit. We have a personnel group that had to go on the field. Each of those guys is the next man up in that situation, and Marty [Mornhinweg, offensive coordinator] just called his play. It wasn't like we were saying, 'OK, this is their time! Let's get them their first-career catch.' It was more just the flow of the game. When you're one of the 46 players up, that's how you [operate]. You're a starter – at any point in time, you just have to go in there and play and perform, and that's how it happens. Once the play gets made, you kind of realize [that] it's kind of momentous, because it's their first play, and hopefully somebody grabs the ball and gives it to them so they can keep it. That was just part of the flow of the game."

With TE Hayden Hurst potentially coming back, how challenging is it going to be to get your tight ends the appropriate amount of snaps? Everybody has really contributed – especially last tonight. (Jeff Zrebiec) "Not just that, but who's going to be active and not active? Ozzie [Newsome] and I were talking about it on the bus last night from the stadium to the plane, [about] what our options are in terms of the 53-man [roster], the 46-man [roster] and then, as you say, the playing time stuff. So, the coaches in the next 24 hours will be putting together gameplans on all three phases. We'll talk about that a little more tomorrow morning and then see how those guys fit in and then try to make some decisions that way. We have some tough decisions to make – but those are good problems to have. When you're not going to be able to activate a really good, productive player, as hard as that is – especially on the player – it's probably a good thing for you team. It means you've got some depth and you're healthy."

Is DT Willie Henry getting close to a point where he can become a factor? (Jeff Zrebiec) "Yes, he is. He'll be at practice this week, and we'll see how he does. I'm expecting him to practice this week."

Is this how you envisioned the four games of how the new passing game would go? (Jamison Hensley) "Well, yes, you have a vision for precision and what you want it to look like – that's what teaching is. That's what our dad taught us. Teaching is taking a picture in your head, an idea, and putting it in the other person's mind – being of one mind. That's what we try to do. We've been chasing that since the first day they got back in the offseason. It was certainly to be excellent and to be great – but we're not there yet. The fact that we have the pieces, though, the tools – that's exciting. The work is what needs to be applied to it. The fact that our guys see it that way to is a really good thing."

ALPHABETICAL ROSTER

As of Oct. 2

No.	Name	Pos.	Ht.	Wt.	Birthdate	Exp.	College	Hometown
37	Allen, Javorius	RB	6-0	218	8/27/91	4	Southern California	Miccosukee, FL
89	Andrews, Mark	TE	6-4	256	9/6/95	R	Oklahoma	Scottsdale, AZ
28	Averett, Anthony	CB	5-11	178	11/30/94	R	Alabama	Woodbury, NJ
49	Board, Chris	LB	6-2	229	7/23/95	R	North Dakota State	Orlando, FL
54	Bowser, Tyus	OLB	6-3	242	5/23/95	2	Houston	Tyler, TX
86	Boyle, Nick	TE	6-4	270	2/17/93	4	Delaware	Sussex, NJ
77	Bozeman, Bradley	C	6-3	317	11/24/94	R	Alabama	Roanoke, AL
78	Brown Jr., Orlando	T	6-8	345	5/2/96	R	Oklahoma	Baltimore, MD
13	Brown, John	WR	5-11	178	4/3/90	5	Pittsburg State	Homestead, FL
24	Carr, Brandon	CB	6-0	210	5/19/86	11	Grand Valley State	Flint, MI
36	Clark, Chuck	S	6-0	205	4/19/95	2	Virginia Tech	Suffolk, VA
34	Collins, Alex	RB	5-10	208	8/26/94	3	Arkansas	Ft. Lauderdale, FL
46	Cox, Morgan	LS	6-4	235	4/26/86	9	Tennessee	Collierville, TN
15	Crabtree, Michael	WR	6-1	215	9/14/87	10	Texas Tech	Dallas, TX
5	Flacco, Joe	QB	6-6	245	1/16/85	11	Delaware	Audubon, NJ
61	Grasu, Hroniss	C	6-3	301	8/12/91	4	Oregon	Northridge, CA
3	Griffin III, Robert	QB	6-2	213	2/12/90	6	Baylor	Copperas Cove, TX
69	Henry, Willie	DT	6-3	291	3/20/94	3	Michigan	Cleveland, OH
29	Humphrey, Marlon	CB	6-0	197	7/8/96	2	Alabama	Hoover, AL
81	Hurst, Hayden	TE	6-4	245	8/24/93	R	South Carolina	Jacksonville, FL
74	Hurst, James	G/T	6-5	310	12/17/91	5	North Carolina	Plainfield, IN
8	Jackson, Lamar	QB	6-2	212	1/7/97	R	Louisville	Pompano Beach, FL
23	Jefferson, Tony	S	5-11	211	1/27/92	6	Oklahoma	Chula Vista, CA
99	Judon, Matthew	OLB	6-3	261	8/15/92	3	Grand Valley State	West Bloomfield, MI
4	Koch, Sam	P	6-1	222	8/13/82	13	Nebraska	Seward, NE
17	Lasley, Jordan	WR/RS	6-1	213	11/13/96	R	UCLA	Compton, CA
41	Levine Sr., Anthony	DB/LB	5-11	207	3/27/87	7	Tennessee State	Abbeville, LA
72	Lewis, Alex	G/T	6-6	305	4/21/92	3	Nebraska	Tempe, AZ
50	McClellan, Albert	LB	6-2	235	6/4/86	8	Marshall	Lakeland, FL
10	Moore, Chris	WR/RS	6-1	200	6/16/93	3	Cincinnati	Tampa, FL
57	Mosley, C.J.	ILB	6-2	250	6/19/92	5	Alabama	Mobile, AL
48	Onwuasor, Patrick	ILB	6-0	227	8/22/92	3	Portland State	Inglewood, CA
97	Pierce, Michael	DT	6-0	340	11/6/92	3	Samford	Daphne, AL
42	Ricard, Patrick	FB/DL	6-3	311	5/27/94	2	Maine	Spencer, MA
95	Sieler, Zach	DT	6-6	290	9/7/95	R	Ferris State	Pinckney, MI
68	Skura, Matt	G/C	6-3	313	2/17/93	2	Duke	Columbus, OH
90	Smith, Za'Darius	OLB	6-4	272	9/8/92	4	Kentucky	Greenville, AL
83	Snead IV, Willie	WR	5-11	205	10/17/92	4	Ball State	Muskegon (MI)
79	Stanley, Ronnie	T	6-6	315	3/18/94	3	Notre Dame	Las Vegas, NV
55	Suggs, Terrell	OLB	6-3	265	10/11/82	16	Arizona State	Chandler, AZ
9	Tucker, Justin	K	6-1	183	11/21/89	7	Texas	Austin, TX
47	Turner, De'Lance	RB	5-11	214	8/23/95	R	Alcorn State	McClain, MS
96	Urban, Brent	DE	6-7	300	5/5/91	5	Virginia	Mississauga, ON, CAN
32	Weddle, Eric	S	5-11	195	1/4/85	12	Utah	Alta Loma, CA
14	White, Tim	WR/RS	5-10	175	7/15/94	2	Arizona State	Los Angeles, CA
98	Williams, Brandon	DT	6-1	336	2/21/89	6	Missouri Southern St.	Kirkwood, MO
27	Williams, Darius	CB	5-9	187	3/15/93	R	Alabama-Birmingham	Jacksonville, FL
87	Williams, Maxx	TE	6-4	252	4/12/94	4	Minnesota	Waconia, MN
56	Williams, Tim	OLB	6-3	252	11/12/93	2	Alabama	Baton Rouge, LA
93	Wormley, Chris	DE	6-5	300	10/25/93	2	Michigan	Toledo, OH
73	Yanda, Marshal	G/T	6-3	305	9/15/84	12	Iowa	Anamosa, IA
40	Young, Kenny	LB	6-1	234	11/15/94	R	UCLA	Boutte, LA
25	Young, Tavon	CB	5-9	185	3/14/94	3	Temple	Oxon Hill, MD
Exempt/Commissioner Permission								
22	Smith, Jimmy	CB	6-2	210	7/26/88	8	Colorado	Colton, CA
Practice Squad								
60	Crecelius, Randin	G	6-5	300	8/5/96	R	Portland State	Lake Stevens, WA
31	Daniel, Robertson	CB	6-1	209	10/1/91	1	Brigham Young	San Jose, CA
33	Dorleant, Makinton	CB	5-11	182	10/6/92	2	Northern Iowa	Bradenton, FL
35	Edwards, Gus	RB	6-1	238	4/13/95	R	Rutgers	Staten Island, NY
71	Eluemunor, Jermaine	G/T	6-4	335	12/13/94	2	Texas A&M	London, England
45	Ezeala, Christopher (IPP)	FB	5-11	248	9/19/95	R	German Football League	Munich, Germany
84	Grant, Janarion	WR/RS	5-10	173	11/20/93	R	Rutgers	Trilby, FL
91	LaCouture, Christian	DE	6-4	290	9/4/94	R	Louisiana State	Lincoln, NE
39	Nacua, Kai	DB	6-0	211	3/3/95	2	BYU	Henderson, NV
65	Siragusa, Nico	G	6-4	330	5/10/94	2	San Diego State	San Diego, CA
80	Waller, Darren	TE	6-6	255	9/13/92	3	Georgia Tech	Kennesaw, GA
Non-Football Injury List								
6	Vedvik, Kaare	P/K	6-3	210	3/16/94	R	Marshall	Stavanger, Norway
Injured Reserve								
26	Canady, Maurice	CB	6-1	193	5/26/94	3	Virginia	Richmond, VA
30	Dixon, Kenneth	RB	5-10	228	1/21/94	3	Louisiana Tech	Strong, AR
21	Elliott, DeShon	S	6-0	210	4/21/97	R	Texas	Dallas, TX
38	Jean-Baptiste, Stanley	CB	6-3	216	4/12/90	3	Nebraska	Miami, FL
12	Scott, Jaleel	WR	6-5	210	2/23/95	R	New Mexico State	Rock Hill, SC
64	Senat, Greg	T	6-6	305	9/8/94	R	Wagner	Elmont, NY
Physically Unable to Perform								
16	Adeboyejo, Quincy	WR	6-3	200	5/26/95	1	Mississippi	Cedar Hill, TX
53	Bradley, Bam	ILB	5-11	232	6/26/94	2	Pittsburgh	Trotwood, OH
43	Hill, Jaylen	CB	5-10	175	5/26/94	2	Jacksonville State	Marietta, GA



NUMERICAL ROSTER

As of Oct. 2

No.	Name	Pos.	Ht.	Wt.	Birthdate	Exp.	College	How Acq.	2018 Games				
									P	S	DNP	INA	
3	Robert Griffin III	QB	6-2	213	2/12/90	6	Baylor	FA '18	0	0	0	4	
4	Sam Koch	P	6-1	222	8/13/82	13	Nebraska	D6a '06	4	0	0	0	
5	Joe Flacco	QB	6-6	245	1/16/85	11	Delaware	D1 '08	4	4	0	0	
8	Lamar Jackson	QB	6-2	212	1/7/97	R	Louisville	D1b '18	4	0	0	0	
9	Justin Tucker	K	6-1	183	11/21/89	7	Texas	FA '12	4	0	0	0	
10	Chris Moore	WR/RS	6-1	200	6/16/93	3	Cincinnati	D4b '16	4	0	0	0	
13	John Brown	WR	5-11	178	4/3/90	5	Pittsburg State	UFA (ARI) '18	4	4	0	0	
14	Tim White	WR/RS	5-10	175	7/15/94	2	Arizona State	FA '17	2	0	0	0	
15	Michael Crabtree	WR	6-1	215	9/14/87	10	Texas Tech	FA '18	4	4	0	0	
17	Jordan Lasley	WR/RS	6-1	213	11/13/96	R	UCLA	D5 '18	0	0	0	4	
23	Tony Jefferson	S	5-11	211	1/27/92	6	Oklahoma	UFA (ARI) '17	4	4	0	0	
24	Brandon Carr	CB	6-0	210	5/19/86	11	Grand Valley State	UFA (DAL) '17	4	4	0	0	
25	Tavon Young	CB	5-9	185	3/14/94	3	Temple	D4a '16	4	2	0	0	
27	Darrious Williams	CB	5-9	187	3/15/93	R	Alabama-Birmingham	FA '18	3	0	0	1	
28	Anthony Averett	CB	5-11	178	11/30/94	R	Alabama	D4a '18	2	0	0	2	
29	Marlon Humphrey	CB	6-0	197	7/8/96	2	Alabama	D1 '17	4	4	0	0	
32	Eric Weddle	S	5-11	195	1/4/85	12	Utah	UFA (SD) '16	4	4	0	0	
34	Alex Collins	RB	5-10	208	8/26/94	3	Arkansas	FA '17	4	4	0	0	
36	Chuck Clark	S	6-0	205	4/19/95	2	Virginia Tech	D6 '17	4	0	0	0	
37	Javorius Allen	RB	6-0	218	8/27/91	4	Southern California	D4b '15	4	0	0	0	
40	Kenny Young	LB	6-1	234	11/15/94	R	UCLA	D4b '18	4	2	0	0	
41	Anthony Levine Sr.	DB/LB	5-11	207	3/27/87	7	Tennessee State	FA '12	4	0	0	0	
42	Patrick Ricard	FB/DL	6-3	311	5/27/94	2	Maine	FA '17	4	0	0	0	
46	Morgan Cox	LS	6-4	235	4/26/86	9	Tennessee	FA '10	4	0	0	0	
47	De'Lance Turner	RB	5-11	214	8/23/95	R	Alcorn State	FA '18	3	0	0	0	
48	Patrick Onwuasor	ILB	6-0	227	8/22/92	3	Portland State	FA '16	4	2	0	0	
49	Chris Board	LB	6-2	229	7/23/95	R	North Dakota State	FA '18	4	0	0	0	
50	Albert McClellan	LB	6-2	235	6/4/86	8	Marshall	FA '10	2	1	0	0	
54	Tyus Bowser	OLB	6-3	242	5/23/95	2	Houston	D2 '17	4	0	0	0	
55	Terrell Suggs	OLB	6-3	265	10/11/82	16	Arizona State	D1a '03	4	4	0	0	
56	Tim Williams	OLB	6-3	252	11/12/93	2	Alabama	D3b '17	4	0	0	0	
57	C.J. Mosley	ILB	6-2	250	6/19/92	5	Alabama	D1 '14	3	3	0	1	
61	Hroniss Grasu	C	6-3	301	8/12/91	4	Oregon	FA '18	0	0	0	1	
68	Matt Skura	G/C	6-3	313	2/17/93	2	Duke	FA '16	4	4	0	0	
69	Willie Henry	DT	6-3	291	3/20/94	3	Michigan	D4d '16	0	0	0	4	
72	Alex Lewis	G/T	6-6	305	4/21/92	3	Nebraska	D4c '16	4	4	0	0	
73	Marshal Yanda	G/T	6-3	305	9/15/84	12	Iowa	D3b '07	4	4	0	0	
74	James Hurst	G/T	6-5	310	12/17/91	5	North Carolina	FA '14	4	4	0	0	
77	Bradley Bozeman	C	6-5	317	11/24/94	R	Alabama	D6c '18	4	0	0	0	
78	Orlando Brown Jr.	T	6-8	345	5/2/96	R	Oklahoma	D3a '18	4	0	0	0	
79	Ronnie Stanley	T	6-6	315	3/18/94	3	Notre Dame	D1 '16	4	4	0	0	
81	Hayden Hurst	TE	6-4	245	8/24/93	R	South Carolina	D1a '18	0	0	0	4	
83	Willie Snead IV	WR	5-11	205	10/17/92	4	Ball State	RFA (NO) '18	4	1	0	0	
86	Nick Boyle	TE	6-4	270	2/17/93	4	Delaware	D5a '15	4	3	0	0	
87	Maxx Williams	TE	6-4	252	4/12/94	4	Minnesota	D2 '15	4	3	0	0	
89	Mark Andrews	TE	6-5	256	9/6/95	R	Oklahoma	D3b '18	4	1	0	0	
90	Za'Darius Smith	OLB	6-4	272	9/8/92	4	Kentucky	D4a '15	4	2	0	0	
93	Chris Wormley	DE	6-5	300	10/25/93	2	Michigan	D3a '17	4	2	0	0	
95	Zach Sieler	DT	6-6	290	9/7/95	R	Ferris State	D7 '18	1	0	0	3	
96	Brent Urban	DE	6-7	300	5/5/91	5	Virginia	D4a '14	4	4	0	0	
97	Michael Pierce	DT	6-0	340	11/6/92	3	Samford	FA '16	3	0	0	1	
98	Brandon Williams	DT	6-1	336	2/21/89	6	Missouri Southern St.	D3 '13	4	4	0	0	
99	Matthew Judon	OLB	6-3	261	8/15/92	3	Grand Valley State	D5 '16	4	2	0	0	
Exempt/Commissioner Permission													
22	Jimmy Smith	CB	6-2	210	7/26/88	8	Colorado	D1 '11	0	0	0	0	
Practice Squad													
31	Robertson Daniel	CB	6-0	209	10/1/91	1	Brigham Young	FA '18	1	0	0	0	
33	Makinton Dorleant	CB	5-11	182	10/6/92	2	Northern Iowa	FA '18	0	0	0	0	
35	Gus Edwards	RB	6-1	238	4/13/95	R	Rutgers	FA '18	0	0	0	0	
39	Kai Nacua	DB	6-0	211	3/3/95	2	BYU	WAV (CLE) '18	0	0	0	0	
45	Christopher Ezeala (IPP)	FB	5-11	248	9/19/95	R	German Football League	IPP '18	0	0	0	0	
60	Randin Crecelius	G	6-5	300	8/5/96	R	Portland State	FA '18	0	0	0	0	
65	Nico Siragusa	G	6-4	330	5/10/94	2	San Diego State	D4 '17	0	0	0	0	
71	Jermaine Eluemunor	G/T	6-4	335	12/13/94	2	Texas A&M	D5 '17	0	0	0	2	
80	Darren Waller	TE	6-6	255	9/13/92	3	Georgia Tech	D6 '15	0	0	0	0	
84	Janarion Grant	WR/RS	5-10	173	11/20/93	R	Rutgers	FA '18	2	0	0	0	
91	Christian LaCouture	DE	6-4	290	9/4/94	R	Louisiana State	FA '18	0	0	0	0	
Non-Football Injury List													
6	Kaare Vedvik	P/K	6-3	210	3/16/94	R	Marshall	FA '18	0	0	0	0	
Injured Reserve													
12	Jaleel Scott	WR	6-5	210	2/23/95	R	New Mexico State	D4c '18	0	0	0	0	
21	DeShon Elliott	S	6-1	210	4/21/97	R	Texas	D6a '18	0	0	0	0	
26	Maurice Canady	CB	6-1	193	5/26/94	3	Virginia	D6b '16	1	0	0	1	
30	Kenneth Dixon	RB	5-10	228	1/21/94	3	Louisiana Tech	D4e '16	1	0	0	0	
38	Stanley Jean-Baptiste	CB	6-3	216	4/12/90	3	Nebraska	FA '17	0	0	0	0	
64	Greg Senat	T	6-6	305	9/8/94	R	Wagner	D6b '18	0	0	0	0	
Physically Unable to Perform													
16	Quincy Adeboyejo	WR	6-3	200	5/26/95	1	Mississippi	FA '17	0	0	0	0	
43	Jaylen Hill	CB	5-10	175	5/26/94	2	Jacksonville State	FA '17	0	0	0	0	
53	Bam Bradley	ILB	5-11	232	6/26/94	2	Pittsburgh	FA '17	0	0	0	0	



POSITIONAL ROSTER

As of Oct. 2

QUARTERBACKS

3	Robert Griffin III	.QB
5	Joe Flacco	.QB
8	Lamar Jackson	.QB

WIDE RECEIVERS

10	Chris Moore	WR/RS
13	John Brown	WR
14	Tim White	WR/RS
15	Michael Crabtree	WR
17	Jordan Lasley	WR/RS
83	Willie Snead IV	WR

RUNNING BACKS

34	Alex Collins	RB
37	Javorius Allen	RB
42	Patrick Ricard	FB/DL
47	De'Lance Turner	RB

TIGHT ENDS

81	Hayden Hurst	TE
86	Nick Boyle	TE
87	Maxx Williams	TE
89	Mark Andrews	TE

OFFENSIVE LINE

61	Hroniss Grasu	.C
68	Matt Skura	G/C
72	Alex Lewis	G/T
73	Marshal Yanda	G/T
74	James Hurst	G/T
77	Bradley Bozeman	.C
78	Orlando Brown Jr.	.T
79	Ronnie Stanley	.T

SPECIALISTS

4	Sam Koch	.P
9	Justin Tucker	.K
46	Morgan Cox	LS

SECONDARY

23	Tony Jefferson	.S
24	Brandon Carr	CB
25	Tavon Young	CB
27	Darius Williams	CB
28	Anthony Averett	CB
29	Marlon Humphrey	CB
32	Eric Weddle	.S
36	Chuck Clark	.S
41	Anthony Levine Sr.	DB/LB

LINEBACKERS

40	Kenny Young	LB
48	Patrick Onwuasor	.ILB
49	Chris Board	LB
50	Albert McClellan	LB
54	Tyus Bowser	OLB
55	Terrell Suggs	OLB
56	Tim Williams	OLB
57	C.J. Mosley	.ILB
90	Za'Darius Smith	OLB
99	Matthew Judon	OLB

DEFENSIVE LINE

69	Willie Henry	.DT
93	Chris Wormley	.DE
95	Zach Sieler	.DT
96	Brent Urban	.DE
97	Michael Pierce	.DT
98	Brandon Williams	.DT

EXEMPT/COMMISSIONER PERMISSION

22	Jimmy Smith	CB
----	-------------	----

PRACTICE SQUAD

31	Robertson Daniel	CB
33	Makinton Dorleant	CB
35	Gus Edwards	RB
39	Kai Nacua	DB
45	Christopher Ezeala (IPP)	FB
60	Randin Crecelius	G
65	Nico Siragusa	G
71	Jermaine Eluemunor	G/T
80	Darren Waller	TE
84	Janarion Grant	WR/RS
91	Christian LaCouture	DE

INJURED RESERVE

12	Jaleel Scott	WR
21	DeShon Elliott	.S
26	Maurice Canady	CB
30	Kenneth Dixon	RB
38	Stanley Jean-Baptiste	CB
64	Greg Senat	.T

PHYSICALLY UNABLE TO PERFORM (PUP)

16	Quincy Adebayojo	WR
43	Jaylen Hill	CB
53	Bam Bradley	.ILB

NON-FOOTBALL INJURY LIST

6	Kaare Vedvik	P/K
---	--------------	-----



2018 COACHING STAFF

John Harbaugh	Head Coach
Jerry Rosburg	Special Teams Coord. / Assc. Head Coach
Don Martindale	Defensive Coordinator
Marty Mornhinweg	Offensive Coordinator
Greg Roman	Assistant Head Coach / Tight Ends Coach
Richard Angulo	Assistant Offensive Line Coach
Juney Barnett	Assistant Strength & Conditioning Coach
Andy Bischoff	Offensive Assistant / TEs
Randy Brown	Specialists Coach
Joe Cullen	Defensive Line Coach
Joe D'Alessandris	Offensive Line Coach

Bobby Engram	Wide Receivers Coach
Thomas Hammock	Running Backs Coach
Chris Hewitt	Secondary Coach
Chris Horton	Assistant Special Teams Coach
Sterling Lucas	Quality Control - Defense
Mike Macdonald	Linebackers Coach
Steve Saunders	Head Strength & Conditioning Coach
James Urban	Quarterbacks Coach
Craig Ver Steeg	Senior Offensive Assistant
Matt Weiss	Football Strategy Coordinator / WRs
Drew Wilkins	Assistant Defensive Line / OLBs



DEPTH CHART

Updated by Ravens PR on Oct. 2

OFFENSE

WR	83	Willie Snead IV	10	Chris Moore		
WR	15	Michael Crabtree	<u>17</u>	<u>Jordan Lasley</u>		
WR	13	John Brown	14	Tim White		
LT	79	Ronnie Stanley	74	James Hurst		
LG	72	Alex Lewis	74	James Hurst	<u>77</u>	<u>Bradley Bozeman</u>
C	68	Matt Skura	72	Alex Lewis	<u>77</u>	<u>Bradley Bozeman</u> 61 Hroniss Grasu
RG	73	Marshal Yanda	74	James Hurst	<u>77</u>	<u>Bradley Bozeman</u>
RT	74	James Hurst	<u>78</u>	<u>Orlando Brown Jr.</u>		
TE	86	Nick Boyle	87	Maxx Williams	<u>81</u>	<u>Hayden Hurst*</u> <u>89</u> <u>Mark Andrews</u>
QB	5	Joe Flacco	<u>8</u>	<u>Lamar Jackson</u>	3	Robert Griffin III
RB	34	Alex Collins	37	Javorius Allen	47	De'Lance Turner 42 Patrick Ricard (FB)

DEFENSE

DT	98	Brandon Williams	69	Willie Henry*	42	Patrick Ricard
NT	97	Michael Pierce	93	Chris Wormley		
DE	96	Brent Urban	<u>95</u>	<u>Zach Sieler</u>		
RUSH	55	Terrell Suggs	90	Za'Darius Smith	56	Tim Williams
MLB	57	C.J. Mosley	50	Albert McClellan	<u>49</u>	<u>Chris Board</u>
WLB	<u>40</u>	<u>Kenny Young</u> - or -	48	Patrick Onwuasor		
SAM	99	Matthew Judon	54	Tyus Bowser		
LCB	24	Brandon Carr	<u>28</u>	<u>Anthony Averett*</u>	<u>27</u>	<u>Darius Williams</u>
SS	23	Tony Jefferson	41	Anthony Levine Sr.		
FS	32	Eric Weddle	36	Chuck Clark		
RCB	29	Marlon Humphrey	25	Tavon Young	22	Jimmy Smith^

SPECIAL TEAMS

P	4	Sam Koch				
K	9	Justin Tucker				
H	4	Sam Koch				
LS	46	Morgan Cox				
KOR	<u>14</u>	<u>Tim White</u>	<u>17</u>	<u>Jordan Lasley</u>		
PR	<u>14</u>	<u>Tim White</u>	83	Willie Snead IV		

All Rookies Underlined

*Missed last game with injury

^Exempt/Commissioner Permission

PRONUNCIATIONS

PLAYERS: Quincy Adebayo (add-ah-BOY-joe); Javorius Allen (juh-VAR-us); Anthony Averett (AY-vrett); Maurice Canady (CAN-uh-dee); Randin Crecelius (cruh-SILL-ee-us); Jermaine Eluemunor (EE-lew-mun-or); Chris Ezeala (ee-ZAH-lah); Janarion Grant (juh-NAIR-ee-on); Hroniss Grasu (huh-ROW-niss, grass-UU); Stanley Jean-Baptiste (GENE bap-TEEST); Sam Koch (Cook); Anthony Levine Sr. (Iuh-VEEN); Patrick Onwuasor (oh-WAH-so); Greg Senat (suh-NOT); Zach Sieler (SEE-ler); Matt Skura (SKUR-uh); Za'Darius Smith (zuh-DARE-ee-us); Marshal Yanda (YAWN-da); Kaare Vedvik (CORE-ee, VED-vick); Tavon Young (TAY-von) **COACHES:** Richard Angulo (an-GOO-low); Andy Bischoff (BISH-off); Joe D'Alessandris (dell-ah-SAN-dress); Marty Mornhinweg (MORE-ning-wig); Craig Ver Steeg (ver-STEGG)



HOW THE RAVENS ARE BUILT

BY YEAR SIGNED

YEAR	PLAYER	ACQ.
2003	OLB Terrell Suggs	D1a
2006	P Sam Koch	D6a
2007	G/T Marshal Yanda	D3b
2008	QB Joe Flacco	D1
2010	LS Morgan Cox	RFA
	LB Albert McClellan	RFA
2011	CB Jimmy Smith [Exempt/Comm. Permission]	D1
2012	DB/LB Anthony Levine Sr.	FA
	K Justin Tucker	RFA
2013	DT Brandon Williams	D3
2014	OL James Hurst	RFA
	LB C.J. Mosley	D1
	DE Brent Urban	D4a
2015	RB Javorius Allen	D4b
	TE Nick Boyle	D5a
	OLB Za'Darius Smith	D4a
	TE Maxx Williams	D2
2016	CB Maurice Canady [Injured Reserve]	D6b
	RB Kenneth Dixon [Injured Reserve]	D4e
	DT Willie Henry	D4d
	OLB Matthew Judon	D5
	G/T Alex Lewis	D4c
	WR Chris Moore	D4b
	ILB Patrick Onwuasor	RFA
	DT Michael Pierce	RFA
	G/C Matt Skura	FA
	T Ronnie Stanley	D1
	S Eric Weddle	UFA (SD)
	CB Tavon Young	D4a
2017	WR Quincy Adeboyejo [PUP List]	RFA
	OLB Tyus Bowser	D2
	LB Bam Bradley [PUP List]	RFA
	CB Brandon Carr	UFA (Dal.)
	S Chuck Clark	D6
	RB Alex Collins	FA
	CB Jaylen Hill [PUP List]	RFA
	CB Marlon Humphrey	D1
	CB Stanley Jean-Baptiste [Injured Reserve]	FA
	S Tony Jefferson	UFA (Ari.)
	FB/DL Patrick Ricard	RFA
	WR/RS Tim White	RFA
	OLB Tim Williams	D3b
	DE Chris Wormley	D3a
2018	TE Mark Andrews	D3b
	CB Anthony Averett	D4a
	LB Chris Board	RFA
	C Bradley Bozeman	D6c
	WR John Brown	FA
	T Orlando Brown Jr.	D3a
	WR Michael Crabtree	FA
	S DeShon Elliott [Injured Reserve]	D6a
	C Hroniss Grasu	FA
	QB Robert Griffin III	FA
	TE Hayden Hurst	D1a
	QB Lamar Jackson	D1b
	WR Jordan Lasley	D5
	WR Jaleel Scott [Injured Reserve]	D4c
	T Greg Senat [Injured Reserve]	D6b
	DT Zach Sieler	D7
	WR Willie Snead IV	Res. FA (NO)
	RB De'Lance Turner	RF
	P/K Kaare Vedvik [Non-Football Injury List]	RFA
	CB Darius Williams	RFA
	LB Kenny Young	D4b

BY DRAFT ROUND

1st ROUND (10)	TEAM	YEAR
OLB Terrell Suggs	Baltimore	2003 (10th)
QB Joe Flacco	Baltimore	2008 (18th)
WR Michael Crabtree	San Francisco	2009 (10th)
CB Jimmy Smith [Exempt/Comm. Permission]	Baltimore	2011 (27th)
QB Robert Griffin III	Washington	2012 (2nd)
LB C.J. Mosley	Baltimore	2014 (17th)
T Ronnie Stanley	Baltimore	2016 (6th)
CB Marlon Humphrey	Baltimore	2017 (16th)
TE Hayden Hurst	Baltimore	2018 (21st)
QB Lamar Jackson	Baltimore	2018 (32nd)
2nd ROUND (4)		
S Eric Weddle	San Diego	2007
CB Stanley Jean-Baptiste [Injured Reserve]	New Orleans	2014
TE Maxx Williams	Baltimore	2015
OLB Tyus Bowser	Baltimore	2017
3rd ROUND (8)		
G/T Marshal Yanda	Baltimore	2007
DT Brandon Williams	Baltimore	2013
WR John Brown	Arizona	2014
C Hroniss Grasu	Chicago	2015
OLB Tim Williams	Baltimore	2017
DE Chris Wormley	Baltimore	2017
TE Mark Andrews	Baltimore	2018
T Orlando Brown Jr.	Baltimore	2018
4th ROUND (11)		
DE Brent Urban	Baltimore	2014
RB Javorius Allen	Baltimore	2015
OLB Za'Darius Smith	Baltimore	2015
DT Willie Henry	Baltimore	2016
RB Kenneth Dixon [Injured Reserve]	Baltimore	2016
G/T Alex Lewis	Baltimore	2016
WR Chris Moore	Baltimore	2016
CB Tavon Young	Baltimore	2016
CB Anthony Averett	Baltimore	2018
WR Jaleel Scott [Injured Reserve]	Baltimore	2018
LB Kenny Young	Baltimore	2018
5th ROUND (5)		
CB Brandon Carr	Kansas City	2008
TE Nick Boyle	Baltimore	2015
RB Alex Collins	Seattle	2016
OLB Matthew Judon	Baltimore	2016
WR Jordan Lasley	Baltimore	2018
6th ROUND (6)		
P Sam Koch	Baltimore	2006
CB Maurice Canady [Injured Reserve]	Baltimore	2016
S Chuck Clark	Baltimore	2017
C Bradley Bozeman	Baltimore	2018
S DeShon Elliott [Injured Reserve]	Baltimore	2018
T Greg Senat [Injured Reserve]	Baltimore	2018
7th ROUND (1)		
DT Zach Sieler	Baltimore	2018
UNDRAFTED (19)		
LS Morgan Cox	Baltimore	2010
DB Anthony Levine Sr.	Green Bay	2010
LB Albert McClellan	Baltimore	2010
K Justin Tucker	Baltimore	2012
S Tony Jefferson	Arizona	2013
OL James Hurst	Baltimore	2014
WR Willie Snead IV	Cleveland	2014
ILB Patrick Onwuasor	Baltimore	2016
DT Michael Pierce	Baltimore	2016
G/C Matt Skura	Baltimore	2016
WR Quincy Adeboyejo [PUP]	Baltimore	2017
LB Bam Bradley [PUP]	Baltimore	2017
CB Jaylen Hill [PUP]	Baltimore	2017
FB/DL Patrick Ricard	Baltimore	2017
WR/RS Tim White	Baltimore	2017
LB Chris Board	Baltimore	2018
RB De'Lance Turner	Baltimore	2018
P/K Kaare Vedvik [Non-Football Injury List]	Baltimore	2018
CB Darius Williams	Baltimore	2018



GAME-BY-GAME STARTERS

OFFENSE

GAME	WR	LT	LG	C	RG	RT	TE	WR	QB	RB	WR	OTHER
Sept. 9 vs. Buffalo	Crabtree	Stanley	Lewis	Skura	Yanda	J. Hurst	Boyle	J. Brown	Flacco	Collins	M. Williams	(TE)
Sept. 13 at Cincinnati	Crabtree	Stanley	Lewis	Skura	Yanda	J. Hurst	Andrews	J. Brown	Flacco	Collins	Snead IV	
Sept. 23 vs. Denver	Crabtree	Stanley	Lewis	Skura	Yanda	J. Hurst	Boyle	J. Brown	Flacco	Collins	M. Williams	(TE)
Sept. 30 at Pittsburgh	Crabtree	Stanley	Lewis	Skura	Yanda	J. Hurst	Boyle	J. Brown	Flacco	Collins	M. Williams	(TE)
Oct. 7 at Cleveland												
Oct. 14 at Tennessee												
Oct. 21 vs. New Orleans												
Oct. 28 at Carolina												
Nov. 4 vs. Pittsburgh												
Nov. 18 vs. Cincinnati												
Nov. 25 vs. Oakland												
Dec. 2 at Atlanta												
Dec. 9 at Kansas City												
Dec. 16 vs. Tampa Bay												
Dec. 22/23 at LAC												
Dec. 30 vs. Cleveland												

DEFENSE

GAME	DT	DE	NT	SAM	MIKE	WILL	RUSH	RCB	LCB	SS	FS	OTHER
Sept. 9 vs. Buffalo	B. Williams	Urban	n/a	Z. Smith	Mosley	Onwuasor	Suggs	Humphrey	Carr	Jefferson	Weddle	T Young (CB)
Sept. 13 at Cincinnati	B. Williams	Urban	Wormley	Judon	Mosley	Onwuasor	Suggs	Humphrey	Carr	Jefferson	Weddle	n/a
Sept. 23 vs. Denver	B. Williams	Urban	Wormley	Judon	K. Young	McClellan	Suggs	Humphrey	Carr	Jefferson	Weddle	n/a
Sept. 30 at Pittsburgh	B. Williams	Urban	n/a	Z. Smith	Mosley	K. Young	Suggs	Humphrey	Carr	Jefferson	Weddle	T Young (CB)
Oct. 7 at Cleveland												
Oct. 14 at Tennessee												
Oct. 21 vs. New Orleans												
Oct. 28 at Carolina												
Nov. 4 vs. Pittsburgh												
Nov. 18 vs. Cincinnati												
Nov. 25 vs. Oakland												
Dec. 2 at Atlanta												
Dec. 9 at Kansas City												
Dec. 16 vs. Tampa Bay												
Dec. 22/23 at LAC												
Dec. 30 vs. Cleveland												

Bold denotes first NFL start



2018 TRANSACTIONS

- **Jan. 1:** Re-signed RB John Crockett, T Steven Moore, FB Ricky Ortiz and QB Josh Woodrum to Reserve/Future contracts
- **Jan. 2:** Re-signed CB Robertson Daniel to a Reserve/Future contract.
- **Jan. 3:** Signed **CB Bennett Jackson** to a Reserve/Future contract.
- **Jan. 11:** Re-signed CB Robert Nelson to a Reserve/Future contract.
- **Feb. 6:** Signed free agent **WR DeVier Posey**.
- **March 6:** Signed a new renegotiated deal with DE Brent Urban.
- **March 12:** Terminated the contract of vested veteran DB Lardarius Webb; Signed a new renegotiated deal with G/T James Hurst.
- **March 13:** Terminated the contract of vested veteran RB Danny Woodhead.
- **March 14:** Terminated the contract of vested veteran WR Jeremy Maclin.
- **March 15:** Signed UFA (Ari.) **WR John Brown**.
- **March 16:** Signed free agent **WR Michael Crabtree**.
- **April 11:** Signed free agent **QB Robert Griffin III**.
- **April 14:** Re-signed exclusive rights free agent RB Alex Collins.
- **April 16:** Re-signed exclusive rights free agents WR Quincy Adebeyejo, DB Stanley Jean-Baptiste, TE Vince Mayle, LB Patrick Onwuasor, G Maurquice Shakir and G/C Matt Skura.
- **April 24:** Waived (failed physical) C Brandon Kublanow and T Stephane Nembot.
- **April 26:** Signed restricted free agent (NO) **WR Willie Snead IV**.
- **May 1:** Claimed off waivers (Cle.) **DB Kai Nacua**.
- **May 2:** Waived RB John Crockett.
- **May 3:** Waived CB Robertson Daniel.
- **May 4:** Signed 15 undrafted rookie free agents: **WR Jaelon Acklin, G Randin Crecelius, RB Gus Edwards, G Justin Evans, ILB Alvin Jones, TE Nick Keizer, DE Christian LaCouture, WR Andre Levrone, LB Mason McKenrick, LS Trent Sieg, C Alex Thompson, RB Mark Thompson, RB De'Lance Turner, P Kaare Vedvik and DB Darious Williams**; Waived T Steven Moore.
- **May 5:** Signed 2018 draft picks **CB Anthony Averett, C Bradley Bozeman, S DeShon Elliott, WR Jordan Lasley, WR Jaleel Scott, T Greg Senat, DE Zach Sieler and LB Kenny Young**.
- **May 7:** Waived LB Mason McKenrick and FB Ricky Ortiz; Signed rookie free agents **WR Janarion Grant** and **DE Myles Humphrey**.
- **May 14:** Signed rookie free agent **DE Da'Sean Downey** and International Practice Player **FB Christopher Ezeala**.
- **May 17:** Signed 2018 draft picks **TE Mark Andrews** and **T Orlando Brown Jr.**
- **June 1:** Waived DE Da'Sean Downey; Signed rookie free agent **LB Chris Board**.
- **June 5:** Signed 2018 first-round draft pick QB Lamar Jackson.
- **June 11:** Waived CB Robert Nelson Jr.; Signed rookie free agent **CB Jackson Porter**.
- **June 20:** Signed 2018 draft pick **TE Hayden Hurst**.
- **July 12:** Placed rookie G/C Alex Thompson on Reserve - Did Not Report.
- **July 21:** Signed free agent **G Cameron Lee**.
- **Aug. 6:** Waived (injured) WR Jaelon Acklin, who reverted to Injured Reserve; **TE Darren Waller** was reinstated by the Commissioner following suspension.
- **Aug 27:** Placed WR Jaleel Scott on Injured Reserve and re-signed DB Robertson Daniel.
- **Aug 28:** Traded LB Kamalei Correa to the Tennessee Titans for a 2019 sixth-round draft choice.
- **Aug. 31:** Waived DB Robertson Daniel, G/T Andrew Donnal, G Justin Evans, TE Nick Keizer, DE Christian LaCouture, DB Kai Nacua, CB Jackson Porter, WR DeVier Posey and LS Trent Sieg; Waived (injured) ILB Alvin Jones, who reverted to Injured Reserve; Placed S DeShon Elliott, DB Bennett Jackson, CB Stanley Jean-Baptiste and T Greg Senat on Injured Reserve; WR Quincy Adebeyejo, LB Bam Bradley and CB Jaylen Hill remained on the Physically Unable to Perform list.
- **Sept. 1:** Waived G Randin Crecelius, DT Carl Davis, RB Gus Edwards, FB Christopher Ezeala, DE/LB Myles Humphrey, DE Bronson Kaufusi, G Cameron Lee, WR Andre Levrone, TE/WR Vince Mayle, WR Breshad Perriman, G Maurquice Shakir, G Nico Siragusa, RB Mark Thompson, RB De'Lance Turner, TE Darren Waller, WR/RS Tim White and QB Josh Woodrum; Terminated the contract of vested veteran LB Albert McClellan; Placed K/P Kaare Vedvik on the Non-Football Injury list.
- **Sept. 2:** Signed G Randin Crecelius, RB Gus Edwards, DE/LB Myles Humphrey, G Nico Siragusa, RB De'Lance Turner, TE Darren Waller and WR/RS Tim White to the practice squad; Signed FB Christopher Ezeala to the practice squad as part of the NFL's International Player Pathway program.
- **Sept. 3:** Signed DB Robertson Daniel, DE Christian LaCouture and **CB Cyrus Jones** to the practice squad.
- **Sept. 4:** Waived (injury settlement) WR Jaelon Acklin.
- **Sept. 6:** Waived (injury settlements) DB Bennett Jackson and ILB Alvin Jones.
- **Sept. 12:** Placed RB Kenneth Dixon (knee) on Injured Reserve; Elevated RB De'Lance Turner from the practice squad to the 53-man roster.
- **Sept. 15:** Re-signed DB Kai Nacua to the practice squad.
- **Sept. 17:** Placed CB Maurice Canady on Injured Reserve; Re-signed LB Albert McClellan to the 53-man roster.
- **Sept. 19:** Signed **CB Makinton Dorleant** to the practice squad after CB/RS Cyrus Jones was signed by New England off the practice squad.
- **Sept. 22:** Waived G/T Jermaine Eluemunor and WR/RS Janarion Grant; Elevated CB Robertson Daniel and WR/RS Tim White from the practice squad to the 53-man roster.
- **Sept 24:** Waived CB Robertson Daniel and signed free agent **C Hroniss Grasu**.
- **Sept. 25:** Re-signed G/T Jermaine Eluemunor and WR/RS Janarion Grant to the practice squad.
- **Sept. 26:** Waived DE/LB Myles Humphrey from the practice squad and re-signed CB Robertson Daniel to the practice squad.

(Bold denotes first time player has joined the Ravens.)

2018 RAVENS STATISTICS

WON 3, LOST 1

09/09	W 47- 3	Buffalo	70,591
09/13	L 23-34	at Cincinnati	50,018
09/23	W 27-14	Denver	70,156
09/30	W 26-14	at Pittsburgh	62,030
10/07		at Cleveland	
10/14		at Tennessee	
10/21		New Orleans	
10/28		at Carolina	
11/04		Pittsburgh	
11/18		Cincinnati	
11/25		Oakland	
12/02		at Atlanta	
12/09		at Kansas City	
12/16		Tampa Bay	
12/23		at L.A. Chargers	
12/30		Cleveland	

	Balt.	Opp.
TOTAL FIRST DOWNS	98	66
Rushing	27	18
Passing	63	39
Penalty	8	9
3rd Down: Made/Att	29/63	15/54
3rd Down Pct.	46.0	27.8
4th Down: Made/Att	3/5	0/3
4th Down Pct.	60.0	0.0
POSSESSION AVG.	32:10	27:50
TOTAL NET YARDS	1587	1103
Avg. Per Game	396.8	275.8
Total Plays	299	251
Avg. Per Play	5.3	4.4
NET YARDS RUSHING	356	330
Avg. Per Game	89.0	82.5
Total Rushes	114	85
NET YARDS PASSING	1231	773
Avg. Per Game	307.8	193.3
Sacked/Yards Lost	10/45	10/56
Gross Yards	1276	829
Att./Completions	175/111	156/84
Completion Pct.	63.4	53.8
Had Intercepted	2	4
PUNTS/AVERAGE	17/46.9	26/43.5
NET PUNTING AVG.	17/40.1	26/40.9
PENALTIES/YARDS	30/231	37/352
FUMBLES/BALL LOST	8/3	4/1
TOUCHDOWNS	14	7
Rushing	6	2
Passing	8	5
Returns	0	0

* SCORE BY PERIODS	Q1	Q2	Q3	Q4	OT	PTS
TEAM	38	36	27	22	0	123
OPPONENTS	28	28	3	6	0	65
* SCORING	TD-Ru-Pa-Rt	K-PAT	FG	S	PTS	
Tucker	0 0 0 0	12/12	9/10	0	39	
Allen	4 3 1 0			0	24	
J. Brown	3 0 3 0			0	18	
Collins	3 2 1 0			0	18	
Andrews	1 0 1 0			0	6	
Crabtree	1 0 1 0			0	6	
Dixon	1 1 0 0			0	6	
Snead	1 0 1 0			0	6	
TEAM	14 6 8 0	12/12	9/10	0	123	
OPPONENTS	7 2 5 0	6/6	5/6	0	65	

2-Pt Conv: TEAM 0-2, OPPONENTS 1-1

SACKS: Suggs 2.5, Z. Smith 2, T. Williams 2, T. Young 2, K. Young 1, Judon 0.5, TM 10, OPP 10

FUM/LOST: Flacco 3/1, Collins 2/2, Grant 2/0, L. Jackson 1/0

* RUSHING	No.	Yds	Avg	Long	TD
Collins	45	158	3.5	14	2
Allen	26	62	2.4	11	3
L. Jackson	13	62	4.8	16	0
Dixon	13	44	3.4	15	1
Flacco	11	10	0.9	5	0
M. Williams	1	7	7.0	7	0
C. Moore	2	5	2.5	3	0
J. Brown	2	4	2.0	3	0
Turner	1	4	4.0	4	0
TEAM	114	356	3.1	16	6
OPPONENTS	85	330	3.9	35t	2

* RECEIVING	No.	Yds	Avg	Long	TD
Snead	18	198	11.0	20	1
Crabtree	18	184	10.2	20	1
J. Brown	15	338	22.5	71	3
Allen	15	87	5.8	16	1
M. Williams	12	119	9.9	25	0
Andrews	10	119	11.9	30	1
Boyle	9	104	11.6	25	0
Collins	8	70	8.8	24	1
C. Moore	4	33	8.3	19	0
White	1	14	14.0	14	0
Turner	1	10	10.0	10	0
TEAM	111	1276	11.5	71	8
OPPONENTS	84	829	9.9	38	5

* INTERCEPTIONS	No.	Yds	Avg	Long	TD
Onwuasor	1	33	33.0	33	0
Carr	1	32	32.0	32	0
Levine	1	16	16.0	16	0
Jefferson	1	15	15.0	15	0
TEAM	4	96	24.0	33	0
OPPONENTS	2	22	11.0	21	0

* PUNTING	No.	Yds	Avg	Net	TB	In	Lg	B
Koch	16	798	49.9	40.1	2	7	63	1
TEAM	17	798	46.9	40.1	2	7	63	1
OPPONENTS	26	1131	43.5	40.9	0	11	58	0

* PUNT RETURNS	Ret	FC	Yds	Avg	Long	TD
Grant	7	4	52	7.4	51	0
White	4	4	16	4.0	7	0
TEAM	11	8	68	6.2	51	0
OPPONENTS	9	2	77	8.6	16	0

* KICKOFF RETURNS	No.	Yds	Avg	Long	TD
White	6	135	22.5	37	0
Grant	2	56	28.0	32	0
TEAM	8	191	23.9	37	0
OPPONENTS	14	342	24.4	49	0

* FIELD GOALS	1-19	20-29	30-39	40-49	50+
Tucker	0/0	1/1	2/2	3/4	3/3
TEAM	0/0	1/1	2/2	3/4	3/3
OPPONENTS	0/0	1/1	3/3	1/1	0/1
Tucker: (41G, 39G) (55G) (52G, 43B, 52G) (47G, 49G, 28G, 31G)					
OPP: (52N, 35G) (28G, 40G) () (34G, 39G)					

* PASSING	Att	Cmp	Yds	Cmp%	Yds/Att	TD	TD%	Int	Int%	Long	SK/Lost	Rating
Flacco	171	110	1252	64.3	7.32	8	4.7	2	1.2	71	9/37	96.9
L. Jackson	4	1	24	25.0	6.00	0	0.0	0	0.0	24	1/8	52.1
TEAM	175	111	1276	63.4	7.29	8	4.6	2	1.1	71	10/45	95.8
OPPONENTS	156	84	829	53.8	5.31	5	3.2	4	2.6	38	10/56	69.1

2018 DEFENSIVE STATISTICS

from Press Box Stats

Name	Total	Solo	Assists	Sacks	Yds.	INT	Yds.	PD	FF	FR
Jefferson, Tony	24	17	7	0	0	1	15	3	1	1
Young, Kenny	21	16	5	1	0	0	0	0	0	0
Weddle, Eric	16	14	2	0	0	0	0	1	0	0
Carr, Brandon	15	13	2	0	0	1	32	6	0	0
Humphrey, Marlon	15	13	2	0	0	0	0	3	0	0
Mosley, C.J.	13	10	3	0	0	0	0	1	0	0
Young, Tavon	13	11	2	2	7	0	0	2	0	0
Onwuasor, Patrick	12	5	7	0	0	1	33	1	0	0
Suggs, Terrell	11	9	2	2.5	17	0	0	4	1	0
Levine Sr., Anthony	9	8	1	0	0	1	16	3	0	0
Smith, Za'Darius	9	6	3	2	11	0	0	0	0	0
Judon, Matthew	6	4	2	0.5	0	0	0	1	0	0
Williams, Brandon	6	3	3	0	0	0	0	1	0	0
Urban, Brent	5	3	2	0	0	0	0	2	0	0
Williams, Tim	5	4	1	2	21	0	0	0	0	0
Wormley, Chris	4	4	0	0	0	0	0	3	0	0
Pierce, Michael	3	0	3	0	0	0	0	0	0	0
Ricard, Patrick	3	2	1	0	0	0	0	0	0	0
Canady, Maurice	2	2	0	0	0	0	0	0	0	0
Averett, Anthony	1	1	0	0	0	0	0	1	0	0
Bowser, Tyus	1	1	0	0	0	0	0	0	0	0
Clark, Chuck	1	1	0	0	0	0	0	0	0	0
McClellan, Albert	1	1	0	0	0	0	0	0	0	0
Totals	196	148	48	10	56	4	96	32	2	1

2018 SPECIAL TEAMS TACKLES

from Press Box Stats

Name	Total	Solo	Assists	FF	FR	Blocked Kicks
Board, Chris	4	3	1	0	0	0
Bowser, Tyus	3	3	0	0	0	0
Clark, Chuck	3	2	1	0	0	0
Levine Sr., Anthony	3	2	1	0	0	0
Averett, Anthony	2	2	0	0	0	0
Canady, Maurice	2	2	0	0	0	0
Turner, De'Lance	2	2	0	0	0	0
Williams, Tim	2	1	1	0	0	0
Allen, Javorius	1	1	0	0	0	0
McClellan, Albert	1	1	0	0	0	0
Onwuasor, Patrick	1	1	0	0	0	0
Young, Kenny	1	1	0	0	0	0
Young, Tavon	1	1	0	0	1	0
Totals	26	22	4	0	1	0

2018 SINGLE-GAME BESTS

Tackles:	10 by Kenny Young vs. Den. (9/23)
Sacks:	2 by Tavon Young vs. Buf. (9/9)
Interceptions:	1 by four different players; last by Anthony Levine Sr. at Pit. (9/30)
Passes Defensed:	3 by four different players; last by Anthony Levine Sr. at Pit. (9/30)
Forced Fumbles:	1 by two different players; last by Tony Jefferson at Pit. (9/30)
Fumble Recoveries:	1 by Tony Jefferson at Pit. (9/30)
Special Teams Tackles:	2 by four different players; last by De'Lance Turner at Pit. (9/30)

