



# BALTIMORE RAVENS PRESS RELEASE

UNDER ARMOUR PERFORMANCE CENTER | 1 WINNING DRIVE | OWINGS MILLS, MD 21117  
PH: 410-701-4000 | BALTIMORERAVENS.COM | TWITTER: @RAVENS

TWO-TIME WORLD CHAMPIONS: SUPER BOWL XXXV (2000) & SUPER BOWL XLVII (2012)



## BALTIMORE RAVENS AT PITTSBURGH STEELERS

(2-1)

WEEK 4 – SUNDAY, SEPT. 30, 2018

8:20 P.M. ET – HEINZ FIELD (68,400)



(1-1-1)

### JUST THE FACTS

• The NFL's best rivalry renews when the Baltimore Ravens (2-1) battle the Pittsburgh Steelers (1-1-1) at Heinz Field in front of a nationally-televised audience. This marks the 12th-consecutive season Pittsburgh and Baltimore will play in primetime. In the past 11 seasons, eight of these primetime tilts have taken place at Heinz Field.

• Last Sunday (9/23), the Ravens upended the visiting Broncos, 27-14. Baltimore scored 20 unanswered points, twice overcoming 7-point Denver leads (7-0 and 14-7). The Ravens' defense registered 3 sacks and 9 QB hits, with **OLB Terrell Suggs** (1.5 sacks) leading the way. **QB Joe Flacco** was 25-of-40 for 277 yards, 1 TD and 0 INTs (91.4 rating), connecting 5 times with **WR John Brown**, who tallied a game-high 86 receiving yards. **RB Javorius Allen** registered a rushing and receiving TD, becoming the sixth player in team history to accomplish the feat.

• The last six Ravens-Steelers games have been split, 3-3. However, Pittsburgh has won three-consecutive contests, including a 39-38 thriller in Week 14 last season. Overall, the Steelers own the regular season series lead, 24-20. Under **John Harbaugh**, the Ravens are 10-10 vs. Pittsburgh in the regular season and 1-2 in the postseason.

• This week's Pittsburgh game begins a stretch when Baltimore will play four of five games on the road. (This includes three-consecutive away games from Weeks 4-6: at Pittsburgh, at Cleveland and at Tennessee.) Also starting this week, Baltimore embarks on a six-game stretch when the Ravens will face five 2017 postseason participants.

• In his 11th season at the Baltimore helm, Coach Harbaugh has led the Ravens to a 106-72 overall record (10-5 postseason), posting the NFL's fourth-most total victories since his 2008 arrival. In 2012, he guided the franchise to its second Super Bowl victory.

### THIS WEEK'S SCHEDULE

- Wed. Sept. 26:** 11:15 a.m. – Coach Harbaugh & Players at Podium  
11:25 a.m. - 12:10 p.m. – Open Locker Room  
1:05 p.m. – Practice/Media Viewing
- Thur. Sept. 27:** 11:15 a.m. – Three Coordinators at Podium  
11:25 a.m. - 12:10 p.m. – Open Locker Room  
1:05 p.m. – Practice/Media Viewing
- Fri. Sept. 28:** 11:10 a.m. – Practice/Media Viewing  
12:50 p.m. – Coach Harbaugh & Open Locker Room

### WEDNESDAY CONFERENCE CALLS

**Ravens:** Eric Weddle at 11:15 a.m. & John Harbaugh at 11:30 a.m.  
**Steelers:** Ben Roethlisberger at 11 a.m. & Mike Tomlin at 12:55 p.m.

### CALLING THE ACTION

**Television:** NBC (Nationally Televised) / WBAL Ch. 11 (Baltimore)  
- Al Michaels (play-by-play) - Cris Collinsworth (analyst)  
- Michele Tafoya (sideline) - Fred Gaudelli (prod.) - Drew Esocoff (dir.)

**National Radio: Westwood One Sports**  
- Kevin Kugler (play-by-play) - Jason Taylor (analyst)

**Local Radio: WBAL (1090 AM) & 98Rock (97.9 FM)**  
- Gerry Sandusky (PBP) - Dennis Pitta (analyst) - Justin Forsett (sideline)

### HARBS SAYS

#### JOHN HARBAUGH ON THE RAVENS' 12-FOR-12 RED ZONE TDs STREAK:

"You have to give the players credit. Joe [Flacco] has done a great job; he has extended some plays. We've run the ball down there very well. It doesn't always show up on the stats, but you have to be able to run the ball in the red zone. Guys have also made some really great catches. Without short-changing the players in any way, some of the plays have been really brilliant. We've had some play-action plays, where some guys have been wide open, with some easy throws."

### INJURY UPDATE

**DT Willie Henry** (umbilical hernia) and first-round pick **TE Hayden Hurst** (foot) underwent surgery in late August and missed Weeks 1-3. Three-time Pro Bowl **LB C.J. Mosley** (knee bone bruise) missed last week's game vs. Denver, as did starting **DT Michael Pierce** (foot) and rookie **CB Anthony Averett** (hamstring). Six players are on IR, including **CB Maurice Canady** (knee) and **RB Kenneth Dixon** (knee).

### NOTE THE QUOTE

#### NFL NETWORK'S NATE BURLISON ON THE RAVENS:

"When it comes to the Ravens, the options that Joe Flacco has – throwing to three different tight ends, the wide receivers, the running backs – he is dropping back more than ever and saying, 'I can go here, here, here, here.' They're walking into the stadium saying, 'I can throw it to anybody, and we're going to win.' That's what's sexy about this team. I haven't said that about the Ravens in a long time."

### WHAT'S GOING ON?

# RED ZONE

- **BALTIMORE IS THE FIRST TEAM IN LEAGUE HISTORY TO SCORE A TD ON ALL 12 OF ITS RZ POSSESSIONS TO BEGIN A SEASON.**
- **THE RAVENS HAVE PRODUCED AN NFL-HIGH 12 RZ TDs IN 2018, POSTING 6 RUSHING AND 6 PASSING SCORES.**
- **IN THE LAST EIGHT GAMES (DATING BACK TO 2017), BALTIMORE HAS SCORED 26 TDs ON 32 RZ TRIPS.**
- **IN THEIR LAST FOUR GAMES, THE RAVENS HAVE SCORED 15 TDs ON 16 RZ TRIPS.**





# 2018 RAVENS INFORMATION

## SCHEDULE / RESULTS (2-1)

Date	Opponent	Result/Time
Sun. Sept. 9	BUFFALO BILLS	W, 47-3
Thurs. Sept. 13	at Cincinnati Bengals	L, 34-23
Sun. Sept. 23	DENVER BRONCOS	W, 27-14
Sun. Sept. 30	at Pittsburgh Steelers	8:20 p.m. (NBC)
Sun. Oct. 7*	at Cleveland Browns	1 p.m.
Sun. Oct. 14*	at Tennessee Titans	4:25 p.m.
Sun. Oct. 21*	NEW ORLEANS SAINTS	4:05 p.m.
Sun. Oct. 28*	at Carolina Panthers	1 p.m.
Sun. Nov. 4*	PITTSBURGH STEELERS	1 p.m.
Sun. Nov. 11	BYE	
Sun. Nov. 18*	CINCINNATI BENGALS	1 p.m.
Sun. Nov. 25*	OAKLAND RAIDERS	1 p.m.
Sun. Dec. 2*	at Atlanta Falcons	1 p.m.
Sun. Dec. 9*	at Kansas City Chiefs	1 p.m.
Sun. Dec. 16*	TAMPA BAY BUCCANEERS	1 p.m.
Sat./Sun. Dec. 22/23*	at Los Angeles Chargers	TBD
Sun. Dec. 30*	CLEVELAND BROWNS	1 p.m.

\*Flexible Scheduling Games      Home Games in CAPS      All Times Eastern

## NOTE OF THE WEEK

Dating back to Week 8 of the 2017 season, Baltimore has averaged 30.2 points per game (12 games overall), ranking No. 2 in the NFL. This season, the Ravens are averaging 32.3 points per contest, which ranks fifth in the league.

### MOST POINTS PER GAME / SINCE WEEK 8 OF 2017

Rk.	Team	Points/Game
1.	Los Angeles Rams	30.7
2.	<b>Baltimore Ravens</b>	<b>30.2</b>
3.	New Orleans Saints	29.3
4.	Pittsburgh Steelers	28.9
5.	Kansas City Chiefs	27.2

### MOST POINTS PER GAME / 2018 SEASON

Rk.	Team	Points/Game
1.	Kansas City Chiefs	39.3
2.	New Orleans Saints	34.7
3.	Los Angeles Rams	34.0
	Tampa Bay Buccaneers	34.0
5.	<b>Baltimore Ravens</b>	<b>32.3</b>

## NUMBERS TO RAVE ABOUT

**8** – Consecutive 50-plus-yard FGs made by **K Justin Tucker**, including 3 this season. Tucker's 36 successful career "50s" rank as the NFL's most since he entered the league in 2012.

**12** – Consecutive games the Ravens have scored at least 20 points, the longest such streak in franchise history. It also ranks as the NFL's second-longest active streak (Pittsburgh, 13).

**18.5** – Receiving average for **WR John Brown**, which ranks as the NFL's sixth-best mark among players with at least 10 catches in 2018. He has produced 222 yards and 2 TDs on 12 receptions.

**128** – Career sacks for **OLB Terrell Suggs** (including 2.5 this season), which tie Hall of Famer Rickey Jackson for 15th all time.

**889** – Passing yards for **QB Joe Flacco** this season, ranking as the second most through the first three games of his career. (In 2012, he posted 913 yards in the opening three weeks.)

## RAVENS-STEELERS: WHAT'S THE WORD?



### HOW HAS THE RIVALRY BEEN DESCRIBED TO YOU?

"Growing up in Baltimore and having a dad who played for Cleveland and Baltimore, Pittsburgh has been one of my least-favorite teams for a long time. The rivalry is very important to both cities. The AFC North is competitive." – **T Orlando Brown Jr.**

"It's a man's game. It gets pretty physical and brutal. It's pretty much [comparable] to the Saints/Falcons rivalry. I've noticed through watching film that it's always a close game. It's always going down to the wire." – **WR Willie Snead IV**

"Tough. You're battling for four quarters, probably more. It always comes down to the wire. Guys have to be locked in; there's a lot of energy, a lot of preparation." – **LB Kenny Young**

### WHAT WAS YOUR "WELCOME TO THE RIVALRY" MOMENT?

"It was our first win my rookie year [2015]. We went to overtime with them, and I think that was the first time I really realized what that game was all about. We ended up winning it, and it was my first game ever in the pros. It was in Pittsburgh, on the road, night game, Thursday Night Football." – **TE Maxx Williams**

"My rookie year [2007] in Pittsburgh, they got after us pretty good. The atmosphere at Heinz Field and the iconic players of Hines Ward, Ed Reed, Ray Lewis, Casey Hampton and all those guys. It was the traditional leaders of the teams who were getting after it. The intensity set the stage for me as a young player." – **G Marshal Yanda**

### WHICH STEELERS PLAYER DO YOU RESPECT THE MOST?

"Ben Roethlisberger. He's a tough quarterback." – **OLB Terrell Suggs**

"'Big Ben,' just with how good he is, how tough, how he wins, the championships, how hard he is to bring down. He's one of the few guys that when he gets in the zone, it doesn't really matter what you play on defense, it's tough to be out there." – **S Eric Weddle**

"I respect 'Big Ben.' Obviously, he's been there forever, and the things he's done there with everyone around him, you have to respect him. You have to respect their offense, too." – **DT Brandon Williams**

"Cameron Heyward. We went to the same high school. But I think all of them are respectable." – **T Orlando Brown Jr.**

"Antonio Brown, because you see the numbers he puts up each week, what he's done over the course of his career. I had a humbling opportunity to train with him in L.A. for a week and understand behind the scenes why he's a great player." – **LB Kenny Young**

### WHAT MOVIE BEST DESCRIBES THE RAVENS/STEELERS RIVALRY?

"Troy." – **OLB Terrell Suggs**

"Gladiator." – **S Eric Weddle**

"300." – **LB Kenny Young**

### WHAT MAKES THIS MATCHUP SO HIGHLY ANTICIPATED?

"It's a special game – not only is it a divisional opponent, but it's one of our biggest rivals. The games are so physical, and it's always been a close game." – **DT Brandon Williams**

"It's a rivalry! It's like every big rivalry – everything is on the line, not just for the division, but for bragging rights and for momentum for the rest of the season." – **LB Kenny Young**

## 2018 AFC NORTH STANDINGS

Teams	W	L	T	Home	Road	Div.	Con.	PF	PA
Cincinnati	2	1	0	1-0	1-1	1-0	2-0	89	77
<b>Baltimore</b>	<b>2</b>	<b>1</b>	<b>0</b>	<b>2-0</b>	<b>0-1</b>	<b>0-1</b>	<b>2-1</b>	<b>97</b>	<b>51</b>
Cleveland	1	1	1	1-0-1	0-1	0-0-1	1-0-1	60	59
Pittsburgh	1	1	1	0-1	1-0-1	0-0-1	0-1-1	88	90



### **OLB TERRELL SUGGS ON HOW HE WANTS TO BE REMEMBERED AFTER HIS PLAYING CAREER:**

“I would love to be considered on the Mount Rushmore of Ravens – just knowing I gave everything I have to this organization, to this city, to my fans, and that I was one of their own.”

#### **The Baltimore Sun's Childs Walker on WR John Brown:**

“John Brown looks like the most dynamic receiving threat the Ravens have had since Steve Smith Sr.'s first season in town.”

#### **WR John Brown on building chemistry with QB Joe Flacco:**

“I'm just blessed to be here, to get another opportunity and to be with another great quarterback. I know how to work with quarterbacks, and it's not just me. All the receivers have a good chemistry with him [Joe Flacco]. It's all about trust. Starting with practice and talking with him to see if we're seeing the same thing – that plays a big part of it.”

#### **John Harbaugh on rookie TE Mark Andrews:**

“Mark had the slow start in training camp because of the physical issues, but man, he's a gamer. He steps up and makes plays, and that's what we thought we had when we drafted him. He's worked very hard in practice, and to see that show up in the games is good. He's a pass catcher, but a better runner or a better blocker than probably anybody thought. In the games, he steps it up, so that's a very big plus for us.”

#### **OLB Terrell Suggs on rookie LB Kenny Young:**

“I just like that he's a young dog. When you have a young dog that can run like he can run and just go, everything else can be corrected. We like you if you can just go and run and go make plays and go wreak havoc. Everything else can be coached. We like that kind of dog in him.”

#### **NBC Sports' Peter King, naming K Justin Tucker his Week 3 Special Teams Player of the Week:**

“In the rain in Baltimore, Tucker, the NFL's state-of-the-art kicker, booted 52-yard field goals in the first and second quarters in the Ravens' 27-14 win over previously unbeaten Denver. You want the amazing stat about Tucker? Since opening day 2016, he's made 18 of 20 field goals from 50 yards or more.”

#### **QB Joe Flacco on the Ravens winning twice this season in hard rain while playing on a grass field:**

“I think that's always one of the things that when you take into account guys that are going to be on this team is the fact that you have to play in Cincinnati, you have to play in Cleveland, you have to play in Pittsburgh, and you have to play in Baltimore. Grass fields, for the most part, and you can always be [dealing] with some weather, so you've got to be able to step up to the plate and do it, and it's just part of playing football.”

#### **RB Javorius Allen, who leads the Ravens with 4 TDs, on the excitement he has for the offense:**

“This offense always excites me. Marty [Mornhinweg], when he took over, he did a great job of putting the right guys in the right places to make plays, and I happen to be one of those guys he put into place to make a play. I love this offense.”

#### **Denver WR Emmanuel Sanders on the Ravens' defense:**

“They run a lot of different coverages and mix it up really well. Ever since I've played Baltimore, even when I started with the Steelers, they've always had a good defense. They've got [Terrell] Suggs on that side of the ball, and he wreaks havoc. They're a good football team.”

#### **CB Marlon Humphrey on being aggressive in one-on-one situations under defensive coordinator Don Martindale:**

“That's one of the things you know is going to happen as a corner. You're definitely going to be out there alone a lot of times, with no safety help, so it's one of the things the corner is going to have to step up to the challenge. I like the aggressiveness Coach 'Wink' has been [bringing] with the defense and how he really trusts us, so not only can he make the calls on the sidelines, but we can also adjust some things on the field. I really like the trust and the bend he's been giving us within the defense.”

#### **Longtime NFL reporter John Clayton on the Ravens:**

“The Ravens [have] showed off an offense that should be enough to earn them a playoff spot. Last year, despite issues at wide receiver, Baltimore was plus-92 in point differential, which should have translated to a 10- or 11-win season as opposed to its actual 9-7 record. General manager Ozzie Newsome has given [Joe] Flacco a nice three-receiver set this year in Willie Snead, John Brown and Michael Crabtree. The Ravens' defense is great at stopping the run, and this team should be good enough to challenge the Pittsburgh Steelers for the AFC North title.”

#### **WR Michael Crabtree on his leadership as a veteran:**

“In football, I feel like age doesn't really determine the drive that you have. When I came in the league early, I felt like I was the leader in the room at 21. But it was more off example, leading by example. The older I've gotten, it seems like it's more verbal. So, it's more speaking, showing these guys and telling these guys, instead of just showing them by example. It's a little different when you get older. I'm comfortable with it. Being the veteran guy, I'll take that and do what I need to do to better the team.”





# RAVENS / OPPONENT INFORMATION

## 2018 RANKINGS

### DEFENSE

Category	--Ravens--		--Steelers--	
	Stats	Rank	Stats	Rank
Total Defense	273.0	1	410.3	29
Rush Defense	103.7	13	122.3	25
Pass Defense	169.3	2	288.0	28
Points Per Game	17.0	5	30.0	28
3rd-Down Def. %	31.0	3	31.3	4
4th-Down Def. %	0.0	2t	50.0	17t
Red Zone Def. (TD%)	50.0	9t	66.7	19t

### OFFENSE

Category	--Ravens--		--Steelers--	
	Stats	Rank	Stats	Rank
Total Offense	378.7	13	453.3	2
Rush Offense	86.7	26	90.0	23
Pass Offense	292.0	9	363.3	2
Points Per Game	32.3	5	29.3	7
3rd-Down Off. %	45.7	6	35.1	24
4th-Down Off. %	50.0	11t	100.0	1t
Red Zone Off. (TD%)	100.0	1	87.5	3t

### TEAM

Category	--Ravens--		--Steelers--	
	Stats	Rank	Stats	Rank
Turnover Ratio	-1	17t	-1	17t
Penalties	23	18t	37	32
Penalty Yards	181	13t	361	32

## SERIES HISTORY

- **Series history:** Steelers lead regular season series, 24-20 (3-1 playoffs). The last six games have been split, 3-3.
- **Under John Harbaugh:** Ravens are 11-12 (includes playoffs).

### RESULTS SINCE 2008 / JOHN HARBAUGH ERA

Date	Location	Result	Attendance
09-29-08	Pittsburgh	Steelers, 23-20 (OT)	64,038
12-14-08	Baltimore	Steelers, 13-9	71,502
01-18-09**	Pittsburgh	Steelers, 23-14	65,350
11-29-09	Baltimore	Ravens, 20-17 (OT)	71,314
12-27-09	Pittsburgh	Steelers, 23-20	64,068
10-03-10	Pittsburgh	Ravens, 17-14	64,729
12-05-10	Baltimore	Steelers, 13-10	71,418
01-15-11^^	Pittsburgh	Steelers, 31-24	64,879
09-11-11	Baltimore	Ravens, 35-7	71,434
11-06-11	Pittsburgh	Ravens, 23-20	64,851
11-18-12	Pittsburgh	Ravens, 13-10	63,446
12-02-12	Baltimore	Steelers, 23-20	71,442
10-20-13	Pittsburgh	Steelers, 19-16	62,295
11-28-13	Baltimore	Ravens, 22-20	71,005
09-11-14	Baltimore	Ravens, 26-6	71,181
11-02-14	Pittsburgh	Steelers, 43-23	63,971
01-03-15~	Pittsburgh	Ravens, 30-17	62,780
10-01-15	Pittsburgh	Ravens, 23-20 (OT)	63,929
12-27-15	Baltimore	Ravens, 20-17	71,261
11-06-16	Baltimore	Ravens, 21-14	71,286
12-25-16	Pittsburgh	Steelers, 31-27	66,276
10-01-17	Baltimore	Steelers, 26-9	71,126
12-10-17	Pittsburgh	Steelers, 39-38	60,069

\*\* AFC Championship ^^ Divisional Playoff ~ Wild Card

All-time series results appear on pages 318-319 of the Ravens' media guide.

## RAVENS / STEELERS LEADERS

### PASSING YARDS (TDs/INTs)

Joe Flacco . . . . . 889 (6/2)	B. Roethlisberger . . . 1,140 (7/4)
Lamar Jackson . . . . . 24 (0/0)	n/a . . . . . n/a

### RUSHING YARDS (YPC)

Alex Collins . . . . . 116 (3.4)	James Conner . . . . . 213 (3.9)
Lamar Jackson . . . . . 45 (5.0)	Ben Roethlisberger . . 24 (2.7)

### RECEIVING YARDS (CATCHES)

John Brown . . . . . 222 (12)	J. Smith-Schuster . . . 356 (27)
Michael Crabtree . . . 155 (15)	Antonio Brown . . . . . 210 (24)
Willie Snead IV . . . . . 142 (12)	Jesse James . . . . . 205 (9)

### POINTS

Justin Tucker . . . . . 25	James Conner . . . . . 20
Javorius Allen . . . . . 24	Chris Boswell . . . . . 12
J. Brown/A. Collins . . . . . 12	Antonio Brown . . . . . 12

### INTERCEPTIONS (YARDS)

Brandon Carr . . . . . 1 (32)	Four Players . . . . . 1 (n/a)
P. Onwuasor, T. Jefferson . . 1 (n/a)	n/a . . . . . n/a

### SACKS (YARDS)

Terrell Suggs . . . . . 2.5 (-17)	T.J. Watt . . . . . 3 (-16)
Z. Smith/T. Young . . . . . 2 (n/a)	J. Bostic/B. Dupree . . . 2 (n/a)

### TACKLES (SOLO)

Kenny Young . . . . . 21 (16)	Jon Bostic . . . . . 21 (14)
Tony Jefferson . . . . . 18 (12)	Vince Williams . . . . . 20 (12)
B. Carr/E. Weddle . . . 12 (10)	T.J. Watt . . . . . 16 (10)

### GROSS PUNTING (NET)

Sam Koch . . . . . 51.9 (40.7)	Jordan Berry . . . . . 42.9 (36.8)
--------------------------------	------------------------------------

### FIELD GOALS (PCT.)

Justin Tucker . . . . . 5/6 (83.3)	Chris Boswell . . . . . 1/4 (25.0)
------------------------------------	------------------------------------

### PUNT RETURN YARDS (AVG.)

Janarion Grant (NOR) . . . 52 (7.4)	Ryan Switzer . . . . . 78 (11.1)
-------------------------------------	----------------------------------

### KICKOFF RETURN YARDS (AVG.)

Tim White . . . . . 78 (26.0)	Ryan Switzer . . . . . 157 (19.6)
-------------------------------	-----------------------------------

## 2018 TALE OF THE TAPE

Category	Ravens	Steelers
Record . . . . .	2-1 . . . . .	1-1-1
Current Streak . . . . .	Won 1 . . . . .	Won 1
Points Scored . . . . .	97 . . . . .	88
TDs Scored . . . . .	12 . . . . .	12
Rushing TDs Scored . . . . .	6 . . . . .	4
Passing TDs Scored . . . . .	6 . . . . .	7
TDs on Returns . . . . .	0 . . . . .	1
Points Against . . . . .	51 . . . . .	90
TDs Allowed . . . . .	6 . . . . .	12
Rushing TDs Allowed . . . . .	2 . . . . .	2
Passing TDs Allowed . . . . .	4 . . . . .	10
TDs on Returns Allowed . . . . .	0 . . . . .	0
Time of Poss. Avg. . . . .	31:13 . . . . .	30:52
KOR Avg. For . . . . .	26.8 . . . . .	19.6
KOR Avg. Against . . . . .	26.2 . . . . .	14.3
PR Avg. For . . . . .	6.4 . . . . .	11.1
PR Avg. Against . . . . .	9.3 . . . . .	15.8
Sacks . . . . .	9 . . . . .	11
Sacks Allowed . . . . .	8 . . . . .	8
Interceptions . . . . .	3 . . . . .	4
Interceptions Thrown . . . . .	2 . . . . .	4
Fumbles Lost/Recovered . . . . .	2/0 . . . . .	3/2



# RAVENS / OPPONENT INFORMATION

## TOP RAVENS-STEELERS CONNECTIONS

### PRO CONNECTIONS

- Baltimore head strength & conditioning coach **Steve Saunders** was independently contracted by more than 20 Steelers players for advanced strength and speed training, rehab and recovery during the 2005-09 seasons, assisting the team to two Super Bowl titles (2005 and 2008).
- Pittsburgh ILBs coach **Jerry Olsavsky** was a linebacker for Baltimore in 1998.
- Prior to playing football at South Carolina, Ravens **TE Hayden Hurst** played baseball in the Pittsburgh Pirates' minor league system (2013-14).

### COLLEGE CONNECTIONS

- Ravens **QB Joe Flacco** originally began his collegiate career at Pitt (2003-04) before transferring to Delaware (2005-07).
- Ravens head coach **John Harbaugh** (tight ends, 1987), offensive line coach **Joe D'Alessandris** (O-line, 1996) and wide receivers coach **Bobby Engram** (WRs, 2012-13) all coached at the University of Pittsburgh.
- Ravens **LB Bam Bradley** (PUP list) played at Pitt.

### HOMETOWN/HIGH SCHOOL CONNECTIONS

- Ravens offensive line coach **Joe D'Alessandris** is a native of Alquippa, PA, and attended Center HS...In 2010, he was inducted into the Beaver County and Center HS Sports Hall of Fame.
- Ravens SE/SW area scout **Kevin Weidl** was born in Pittsburgh, where he attended Mt. Lebanon HS and was a standout QB.
- Steelers **WR Darrius Heyward-Bey** is from Silver Spring, MD, and graduated from The McDonogh School (Owings Mills, MD), while Steelers **CB Joe Haden** prepped at Friendly (Fort Washington, MD) HS.
- Pittsburgh rookie **S Marcus Allen** is a native of Silver Spring, MD, and attended Dr. Henry Wise (Upper Marlboro) HS with Baltimore practice squad **DE/LB Myles Humphrey**.

## RAVENS RADIO BROADCASTS

- The Ravens' 2018 radio team features **Gerry Sandusky**, with former Ravens standouts **OLB Jarret Johnson** and **TE Dennis Pitta** splitting half the games as analysts. 98 Rock's **Kirk McEwen** serves as the sideline reporter for home games, while former Ravens **RB Justin Forsett** is the away game sideline reporter.
- All Ravens games can be heard on 98Rock WIYY (97.9 FM), WBAL 1090 AM, baltimoreravens.com, in the Ravens mobile app (when fans are in Baltimore) and on 21 regional affiliates. These broadcasts spans three states – Maryland, Pennsylvania and Delaware – and Washington, D.C.
- Additionally, Tico Sports produces a Spanish radio broadcast. With a crew consisting of David Andrade (play-by-play), Allen Gutierrez (analyst) and Juliana Lopez (producer), Tico Sports broadcasts games on Radio La Jefa WDMV 700 AM, the Ravens' flagship Spanish radio partner. The broadcast also digitally streams games on the Ravens Mobile App.



## RAVENS HOT IN SEPTEMBER

Under **John Harbaugh** (since 2008) the Ravens own the NFL's third-best record in the month of September, going 24-12.

### NFL'S BEST RECORDS IN SEPTEMBER (John Harbaugh Era / Since 2008)

Rk.	Team	Record	Pct.
1.	Denver Broncos	26-10	.722
2.	New England Patriots	25-11	.694
3.	<b>Baltimore Ravens</b>	<b>24-12</b>	<b>.667</b>
4.	Green Bay Packers	23-13-1	.635
5.	Atlanta Falcons	23-14	.622

## KEY NUMBERS VS. PITTSBURGH

**20**

Career sacks (including postseason) for **OLB Terrell Suggs** vs. Pittsburgh. Suggs has sacked QB Ben Roethlisberger 17 times (including playoffs), the most of any NFL defender.

**26/16**

Touchdown passes to interceptions by **QB Joe Flacco** in 22 career games (including postseason) vs. the Steelers. Flacco is 10-12 as a starter in those games. At Heinz Field, he's 5-8 overall, with 15 TDs and 10 INTs.

**101.0**

Rushing yards per game **RB Alex Collins** averages vs. Pittsburgh, posting 202 yards and 1 TD in two career contests. He had 120 yards and 1 TD in 2017's Week 14 game at Heinz Field.

## WEEK 3 RECAP: BAL. 27, DEN. 14

The Ravens scored 20 unanswered points, beating the previously unbeaten Broncos, 27-14, at M&T Bank Stadium last Sunday. Baltimore twice overcame 7-point Denver leads (7-0 and 14-7) to improve to 2-1 and a share of first place in the AFC North. Broncos RB Royce Freeman opened the scoring with a 6-yard touchdown run after LB Joseph Jones blocked **P Sam Koch's** punt at the 6 on the game's opening series. The Ravens responded immediately with a 5-play, 48-yard TD drive that ended with **RB Alex Collins** rumbling 6 yards for a TD. The Broncos took the lead again on the next series, ending with a 35-yard end-around TD scamper by **WR Emmanuel Sanders**. That gave Denver a 14-7 lead after the first quarter. The Ravens' defense then shut out the Broncos the remainder of the game, including two fourth-quarter stops inside Baltimore's 15-yard line. **K Justin Tucker** clobbered two 52-yard fields goals in the first half, setting an NFL record for multiple 50-yard-plus FGs in the same game (6) and continuing his streak of FGs made over 50 yards to eight straight. Tucker's kicks bracketed a spectacular 12-yard TD catch and run by **RB Javorius Allen**, helping the Ravens to a 20-14 halftime lead. Allen's 1-yard TD run in the third quarter completed the game's scoring. **QB Joe Flacco** was outstanding, completing 25 of 40 passes for 277 yards, 1 TD and 0 INTs. Flacco found eight different teammates for catches, with **WR Michael Crabtree** leading the way with 7 for 61. **WR John Brown** grabbed 5 for 86, while **WR Willie Snead IV** had 3 for 39. Collins added 68 rushing yards on 18 carries. Through the season's first three games, the Ravens have scored touchdowns on all 12 of their red zone penetrations. Broncos QB Case Keenum was 22-of-34 for only 192 yards, and he was sacked 3 times, 1.5 by **OLB Terrell Suggs**. The victory added more joy to **John Harbaugh's** 56th birthday.



# RAVENS WINNING WAYS

## TOP FRANCHISES / SINCE 2000

### TOTAL WINS

1. New England Patriots . . . 242
2. Pittsburgh Steelers . . . 204
3. Indianapolis Colts . . . 193
4. Green Bay Packers . . . 191
5. Philadelphia Eagles . . . 187
- 6. BALTIMORE RAVENS . . . 183**

### SUPER BOWL BERTHS

1. New England Patriots . . . 8
2. New York Giants . . . 3
- Pittsburgh Steelers . . . 3
- Seattle Seahawks . . . 3
- 5. BALTIMORE RAVENS . . . 2**
- Car., Den., Ind., Phi. . . . 2

### SUPER BOWL TITLES

1. New England Patriots . . . 5
- 2. BALTIMORE RAVENS . . . 2**
- New York Giants . . . 2
- Pittsburgh Steelers . . . 2
- Den., GB, Ind., . . . . . 1
- NO, Phi., Sea., TB . . . . . 1

### CONF. TITLE GAMES

1. New England Patriots . . 12
- Philadelphia Eagles . . . . 6
- Pittsburgh Steelers . . . . 6
- 4. BALTIMORE RAVENS . . . . 4**
- Green Bay Packers . . . . 4
- Indianapolis Colts . . . . 4

### WINNING SEASONS

1. New England Patriots . . 17
- Green Bay, Pittsburgh . . 14
- Indianapolis Colts . . . . 13
- 5. Baltimore Ravens . . . . 12**
- Philadelphia, Seattle . . . 12

### PLAYOFF BERTHS

1. New England Patriots . . 15
- Green Bay, Indianapolis . . 13
- Pittsburgh Steelers . . . . 12
- Philadelphia, Seattle . . 11
- 7. BALTIMORE RAVENS . . . . 10**

### PLAYOFF GAMES

1. New England Patriots . . 37
- Pittsburgh Steelers . . . . 25
- Green Bay Packers . . . . 24
- Indianapolis Colts . . . . 24
- 5. BAL., Phi., Sea. . . . . 23**

### PLAYOFF WINS

1. New England Patriots . . 27
- 2. BALTIMORE RAVENS . . . 15**
- Pittsburgh Steelers . . . . 15
- Philadelphia Eagles . . . 13
- Seattle Seahawks . . . . 13

## SUPER BOWL CHAMPIONS



**LB Ray Lewis - 2000 Super Bowl XXXV MVP**

In a magnificent effort showcasing thrilling performances by their defense, offense and special teams units, the Baltimore Ravens won Super Bowl XXXV with a 34-7 victory over the New York Giants. Allowing the Giants a meager 152 total net yards, New York's attack crossed midfield just twice, while Baltimore's "D" posted 4 INTs. LB Ray Lewis was named the game's MVP, capping an accolade-filled season in which he was also tabbed the NFL's Defensive Player of the Year.



**QB Joe Flacco - 2012 Super Bowl XLVII MVP**

Baltimore defeated San Francisco, 34-31, in Super Bowl XLVII, capturing the franchise's second World Championship. After an amazing first-half performance, the Ravens took a commanding 28-6 lead. But following a bizarre, 34-minute power outage that halted play, the 49ers stormed back into contention. Clinging to a 34-29 edge late in the game, the Ravens stood firm on a pivotal goal-line stand, jamming SF on four-straight plays inside the 7-yard line. QB Joe Flacco was named the game's MVP.

## PLAYOFF PERFORMERS

### PLAYOFF WINNING PERCENTAGE (Since 1970 Merger)

Rk.	Team	Record	Pct.
1.	<b>BALTIMORE RAVENS**</b>	<b>15-8</b>	<b>.652</b>
2.	New England Patriots****	33-19	.635
3.	New York Giants****	20-12	.625
4.	San Francisco 49ers*****	30-19	.612
5.	Pittsburgh Steelers*****	36-24	.600

\* Number of Super Bowl Titles

## JOHN HARBAUGH ERA (SINCE 2008)

### PLAYOFF BERTHS

1. New England Patriots . . . 9
- Green Bay Packers . . . . 8
- Pittsburgh Steelers . . . . 7
- 4. BALTIMORE RAVENS . . . . 6**
- Atlanta Falcons . . . . . 6
- Cincinnati Bengals . . . . 6
- Indianapolis Colts . . . . . 6
- Seattle Seahawks . . . . . 6

### TOTAL WINS

1. New England Patriots . . 137
- Pittsburgh Steelers . . . 115
- Green Bay Packers . . . 110
- 4. BALTIMORE RAVENS . . 106**
- New Orleans Saints . . 103
- Atlanta Falcons . . . . 100
- Denver Broncos . . . . 100

### PLAYOFF WINS

1. New England Patriots . . 13
- 2. BALTIMORE RAVENS . . . 10**
- Green Bay Packers . . . . 9
- Seattle Seahawks . . . . . 9
- Pittsburgh Steelers . . . . 8

### PLAYOFF GAMES

1. New England Patriots . . 20
- Green Bay Packers . . . . 16
- 3. BALTIMORE RAVENS . . . 15**
- Pittsburgh Steelers . . . 14
- Seattle Seahawks . . . . 14

### AFC TITLE GAMES

1. New England Patriots . . . 7
- 2. BALTIMORE RAVENS . . . 3**
- Pittsburgh Steelers . . . . 3
- Denver Broncos . . . . . 2
- Indianapolis Colts . . . . 2
- New York Jets . . . . . 2

### PLAYOFF ROAD WINS

- 1. BALTIMORE RAVENS . . . . 7**
- Green Bay Packers . . . . 5
- New York Jets . . . . . 4
- San Francisco 49ers . . . 3
- NY Giants, Philadelphia . . 2
- Pittsburgh, Seattle . . . . 2

### REG. SEASON WINS

1. New England Patriots . . 124
- Pittsburgh Steelers . . . 107
- Green Bay Packers . . . 101
4. New Orleans Saints . . . 97
- 5. BALTIMORE RAVENS . . . 96**
- Atlanta Falcons . . . . . 96
7. Denver Broncos . . . . . 94

### REG. SEASON HOME WINS

1. New England Patriots . . 69
- 2. BALTIMORE RAVENS . . . 61**
- Green Bay Packers . . . 60
- Pittsburgh Steelers . . . 58
5. New Orleans Saints . . . 56
6. Minnesota Vikings . . . 55
7. Atlanta Falcons . . . . . 54

## SUPER BOWL SUCCESS

The Baltimore Ravens are one of four franchises (New England, NY Giants and Pittsburgh) to win multiple Super Bowls since 2000.





# HEAD COACH JOHN HARBAUGH

## ALL-TIME RAVENS COACHING RECORDS

John Harbaugh is the third head coach in Baltimore Ravens history. He is the franchise's all-time winningest coach (106 total victories), with Brian Billick (85) ranking second.

**SEASONS**  
**RAVENS: 11<sup>TH</sup>**  
**NFL: 21<sup>ST</sup>**

Coach	Seasons	Reg. Season	Playoffs	Total
John Harbaugh	2008-18	96-67	10-5	106-72
Brian Billick	1999-2007	80-64	5-3	85-67
Ted Marchibroda	1996-98	16-31-1	n/a	16-31-1



## HARBAUGH HEAD COACHING RECORDS (2008-18)

- Overall Career Record . . . 106-72
- Regular Season Record . . . 96-67
- at Home . . . . . 61-21
- on Road . . . . . 35-46
- vs. AFC . . . . . 73-50
- vs. AFC North . . . . . 37-24
- vs. NFC . . . . . 23-17
- Playoffs Record . . . . . 10-5
- Home Playoff Games . . . . . 2-0
- Road Playoff Games . . . . . 7-5
- Super Bowl Record . . . . . 1-0
- vs. Steelers . . . 10-10 (1-2 playoffs)

## RAVENS WINS UNDER HARBAUGH

Including playoffs (10-5), the Ravens are 106-72 since **John Harbaugh's** 2008 arrival, posting the NFL's fourth-most victories.

### TOTAL NFL WINS / INCLUDING PLAYOFFS / SINCE 2008

Rk.	Team	Total Wins
1.	New England Patriots	137
2.	Pittsburgh Steelers	115
3.	Green Bay Packers	110
4.	<b>Baltimore Ravens</b>	<b>106</b>
5.	New Orleans Saints	103

## HARBAUGH SEASON-BY-SEASON

Year	Record	Playoffs (Result)
2018	2-1	TBD
2017	9-7	No Playoff Berth
2016	8-8	No Playoff Berth
2015	5-11	No Playoff Berth
2014	10-6	1-1 (Advanced to Divisional Round)
2013	8-8	No Playoff Berth
2012	10-6	4-0 (Won Super Bowl XLVII)
2011	12-4	1-1 (Advanced to AFC Championship)
2010	12-4	1-1 (Advanced to Divisional Round)
2009	9-7	1-1 (Advanced to Divisional Round)
2008	11-5	2-1 (Advanced to AFC Championship)

## HARBS IS HISTORICALLY GOOD

### MOST PLAYOFF WINS BY A COACH / FIRST 10 SEASONS (Since 1970 Merger)

Coach (Team)	Playoff Wins	Seasons
Joe Gibbs (Was.)	12	1981-90
Chuck Knoll (Pit.)	11	1968-78
<b>John Harbaugh (Bal.)</b>	<b>10</b>	<b>2008-17</b>
Bill Belichick (Cle. & NE)	10	1991-95, 2000-04
Andy Reid (Phi.)	10	1999-2008
George Seifert (SF, Car.)	10	1989-96, '99-'00
Bill Walsh (SF)	10	1979-88

## THE HARBAUGH FILE

**John Harbaugh** has led the Ravens to a playoff berth in six (2008-12 & 2014) of his 10 full seasons in Baltimore, and in 2012, captured the franchise's second Super Bowl title. Under "Harbs," the Ravens have secured an appearance in three AFC Championships (2008, 2011 & 2012).

### Here are several Harbaugh quick hits:

- The Ravens are one of only eight teams (NE – 9; GB – 8; Pit. – 7; Atl., Bal., Cin., Ind. & Sea. – 6) to earn at least six postseason berths in the last 10 years. (Baltimore has won at least one game in each of those playoff campaigns.)
- The Ravens' 10 playoff wins since 2008 rank second only to New England's 13.
- "Harbs" is the only head coach in NFL history to win a playoff game in each of his first four and five seasons.
- John and his brother, Jim (formerly of the 49ers), are the only head coaches to advance to three conference title games in the first five years as NFL bosses.
- Harbaugh is the only coach in NFL history to win a playoff game in six of the first seven seasons of a coaching career.
- In 2012, Harbaugh became the third coach (with Bill Cowher & Chuck Knox) since the 1970 merger to guide his team to the playoffs in each of his first five seasons.
- Harbaugh owns the third-most playoff wins (10, tied) by a coach in his first 10 seasons (since the 1970 merger).
- With the Ravens' 2014 playoff berth, Harbaugh became one of eight coaches in NFL history to make the postseason in six of their first seven seasons coaching.
- For coaches to make the playoffs in at least six of their first 10 years, "Harbs" is one of five active coaches to do so (Pete Carroll, Mike McCarthy, Andy Reid & Mike Tomlin).
- Harbaugh, Tom Landry (Dal.) and Tom Coughlin (Jax./NYG) own the most road playoff wins (7) by a HC in NFL history.



# HEAD COACH JOHN HARBAUGH

## ACTIVE HEAD COACH WINNING PERCENTAGE

Head coach **John Harbaugh** owns the sixth-best winning percentage (.596) among active coaches (min. 75 games), compiling an impressive 106-72 record (including playoffs).

### ACTIVE HEAD COACHES / CAREER WINNING PERCENTAGE (Totals Include Regular Season and Playoff Games / Min. 75 Games)

Rk.	Coach	Team	Seasons	Record	Pct.
1.	Bill Belichick	Cle./NE	1991-95, 2000-18	279-131	.680
2.	Mike Tomlin	Steelers	2007-18	125-68-1	.647
3.	Mike McCarthy	Packers	2006-18	132-79-2	.624
4.	Andy Reid	Phi./KC	1999-2018	197-133-1	.597
	Sean Payton	Saints	2006-18	114-77	.597
<b>6.</b>	<b>John Harbaugh</b>	<b>Ravens</b>	<b>2008-18</b>	<b>106-72</b>	<b>.596</b>
7.	Pete Carroll	NYJ/NE/Sea.	'94, '97-99, '10-18	123-88-1	.584

## TRENDS UNDER HARBS

On grass. . . . .	40-29
Artificial turf . . . . .	56-38
September. . . . .	24-12
October . . . . .	16-22
November . . . . .	30-12
December . . . . .	23-19
January . . . . .	3-2
Leading at halftime . . . . .	77-17
Leading after 3 quarters . . . . .	85-15
When scoring first. . . . .	71-20
Positive or even turnover ratio. . . . .	77-27
Scoring 20 or more points . . . . .	79-29
Scoring 30 or more points . . . . .	36-5
Totaling 350 or more net yards. . . . .	50-24
Rushing for 150 or more yards . . . . .	28-6
Holding opp. under 250 net yards . . . . .	33-6
Holding opp. under 21 points. . . . .	79-14
Holding opp. under 15 points. . . . .	58-6

## POSTSEASON SUCCESS: ACTIVE COACHES

### PLAYOFFS WIN PERCENTAGE (Min. 5 Games)

Rk.	Coach	Rec.	Pct.
1.	Bill Belichick	28-11	.718
<b>2.</b>	<b>John Harbaugh</b>	<b>10-5</b>	<b>.667</b>
3.	Dan Quinn	3-2	.600
4.	Pete Carroll	10-7	.588
5.	Sean Payton	7-5	.583

### SUPER BOWL TITLES

1. Bill Belichick . . . . .	5
<b>2. John Harbaugh . . . . .</b>	<b>1</b>
Pete Carroll . . . . .	1
Mike McCarthy . . . . .	1
Sean Payton. . . . .	1
Doug Pederson . . . . .	1
Mike Tomlin. . . . .	1

## HARBAUGH'S PATH TO THE NFL

Team	Position	Years
<b>Baltimore Ravens</b>	<b>Head Coach</b>	<b>2008-18</b>
Philadelphia Eagles	Secondary	2007
Philadelphia Eagles	Special Teams Coord.	1998-2006
Indiana University	DBs/Special Teams Coord.	1997
University of Cincinnati	Assistant Head Coach	1995-96
University of Cincinnati	TEs/OLBs/RBs/Special Teams	1989-94
Morehead State	DBs/ST Coord./S&C Coach	1988
University of Pittsburgh	Tight Ends	1987
Western Michigan	Graduate Assistant	1984-86

## RAVENS UNDER HARBAUGH: SINCE 2008



**AFC TITLE GAMES**  
(2nd Most - tied, Pit.)



**ROAD PLAYOFF WINS**  
(NFL High)



**PLAYOFF WINS**  
(2nd Most, NE - 13)



**WINS AT HOME**  
(2nd Most)



**TOTAL VICTORIES**  
(4th Most)

*"I like the message that John brings. He doesn't talk like a guy who has been here 10 years. It's amazing how he tends to rejuvenate himself and his message, and we're lucky to have a leader like him."*

*- Steve Bisciotti, Ravens Owner*







# JERRY ROSBURG & SPECIAL TEAMS NOTES



## ROSBURG LEADS RAVENS SPECIALISTS

**SEASONS**  
**RAVENS: 11TH**  
**NFL: 18TH**

Special teams coordinator/associate head coach **Jerry Rosburg** has guided a stellar special teams group since arriving in Baltimore in 2008. Below are several standout notes about the coach and his successful group of specialists.

### SIX PRO BOWLERS

• Six Ravens have earned eight combined Pro Bowl honors while playing for Rosburg: ST **Brendon Ayanbadejo** (2008), K **Billy Cundiff** (2010), RS **Jacoby Jones** (2012), K **Justin Tucker** (2013 & 2016), LS **Morgan Cox** (2015 & 2016) and P **Sam Koch** (2015).

### PRIME KICKER & PUNTER

• Two-time Pro Bowl **K Justin Tucker**, who Rosburg scouted and helped sign as a rookie free agent, owns the NFL's most FGs (207) since entering the NFL in 2012. With a 90.0% career success mark, "Tuck" is the most accurate kicker in league history (207-of-230 on FGAs). Earning his first Pro Bowl nod in 2015, **P Sam Koch's** 46.7 gross average ranked No. 9 in the NFL that season, while his 42.9 net average was No. 2. In 2017, Koch led the NFL in both punts inside the 10 (16) and inside the 20 (a franchise-record 40).

### RAVENS' BIG RETURNS

• Led by Pro Bowl RS **Jacoby Jones** in the 2012 Super Bowl season, Baltimore ranked first in the NFL in KOR average (27.3). Jones, who became the first player ever to record dual KORs of at least 105 yards in a career, tied for a league-leading 3 kick return TDs (2 KORs & 1 PR). He also tied an NFL record for longest KOR in a Super Bowl with his 108-yard KOR-TD. (In 2014's game at Pit., he added another 108-yarder to his resume, marking 4 total KOR-TDs over 100 yards in his career.)

### 2017: RAVENS RETURN GAMES SOARS IN WEEK 6 vs. CHICAGO

• In Week 6 vs. Chicago, for the first time in franchise history, the Ravens returned a kickoff and punt return for a TD in the same game. RB **Bobby Rainey Jr.** posted a 96-yard KOR-TD, while WR **Michael Campanaro** registered a 77-yard PR-TD. The Ravens became the first NFL team to have KOR and PR touchdowns in the same game since 2013, when Detroit and Kansas City each accomplished the feat on 12/8/13.

## BALTIMORE BLOCK PARTY

Since 2014, the Ravens have produced the NFL's second-most blocked kicks (13, tied), including an NFL-high (tied) 4 in 2016.

### MOST BLOCKED KICKS (Since 2014)

Rk.	Team	Blocks
1.	Philadelphia	15
2.	Baltimore	13
	Miami	13

### MOST BLOCKED KICKS (2016 Season)

Rk.	Team	Blocks
1.	Baltimore	4
	Miami	4
3.	Five Teams	3

### RAVENS' 13 BLOCKS: BREAKDOWN (SINCE 2014)

Total Blocks	13	1st Qtr.	3	When Losing	8
FG Blocks	7	2nd Qtr.	1	When Winning	3
PAT Blocks	3	3rd Qtr.	3	When Tied	2
Punt Blocks	3	4th Qtr.	6	Record w/ Block	.8-5



**J. Tucker FGs Made**  
NFL's Most Since '12



**J. Tucker Points Scored**  
NFL's Second Most Since 2012



**J. Tucker Career FG %**  
Best in NFL History



**Ravens Kickoff Return TDs**  
NFL's Second Most Since 2011



**Ravens Total Kick Return TDs**  
NFL's Third Most Since 2011

## SIX STRAIGHT IN THE TOP 5

In the past six full seasons (2012-17), the Ravens' special teams units have consistently been acknowledged as one of the league's best. In the annual special teams report from senior NFL writer **Rick Gosselin**, Baltimore has ranked in the NFL's Top 5 for six-straight seasons. (Gosselin's report is recognized by NFL teams as a special teams measuring stick.)

### RAVENS SPECIAL TEAMS RANKINGS IN RICK GOSSELIN'S ANNUAL REPORT (Past Six Seasons)

Season	Ranking
2017	4th
2016	5th
2015	1st
2014	5th
2013	5th
2012	2nd

No other NFL team has been in the Top 5 (or even the Top 10) in each of the past six seasons.

## TOP KOR AVERAGE

Since 2008, when **Jerry Rosburg** became the Ravens' ST coordinator, Baltimore owns the NFL's No. 1 KOR average (25.4).

### NFL KICKOFF RETURN AVERAGE (Since 2008 / Rosburg's Baltimore Tenure)

Rk.	Team	KOR	Yards	Avg.	Long	TDs
1.	Baltimore Ravens	449	11,397	25.4	108t	7
2.	Minnesota Vikings	504	12,378	24.6	109t	10
3.	Atlanta Falcons	381	9,147	24.0	102t	1
4.	Seattle Seahawks	466	11,054	23.7	105t	6
	New York Jets	500	11,835	23.7	107t	6



# DON "WINK" MARTINDALE & DEFENSIVE NOTES

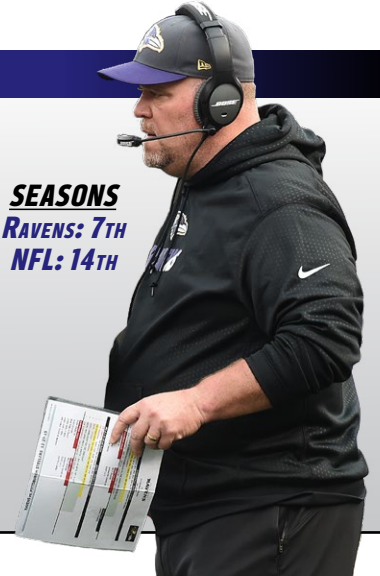
## "WINK" TO LEAD THE DEFENSE

On Jan. 9, 2018, the Ravens promoted **Don "Wink" Martindale** to defensive coordinator following the retirement of Dean Pees. Martindale, 54, is in his seventh year with the Ravens after serving as LBs coach from 2016-17 and ILBs coach from 2012-15. Under his guidance, **LB C.J. Mosley** has become one of the league's top defenders, earning three Pro Bowls.

The 2018 campaign marks Martindale's 14th season coaching in the NFL, where he has also spent time with Oakland (2004-08) and Denver (2009-10). In 2010, he served as the Broncos' defensive coordinator.

"'Wink' has earned the promotion to defensive coordinator," **John Harbaugh** stated. "His aggressive mentality will serve to take our defense to new levels. He is obviously respected by players, many of whom have already benefited from his direct coaching at the linebacker position. He knows the ins and outs of what we have been about on defense and has been an important contributor to our success on that side of the ball. This is an exciting day for Wink and his family, and also one for the Ravens."

**SEASONS**  
RAVENS: 7<sup>TH</sup>  
NFL: 14<sup>TH</sup>



## 2017 DEFENSIVE QUICK HITS

- ✓ *The Ravens produced NFL bests in INTs (22), takeaways (34) and shutouts (3 – the most in a season since the 2003 Patriots).*
- ✓ *Baltimore allowed 18.9 points per game, which ranked No. 6 in the league. It marked the seventh time during the John Harbaugh Era (2008-17) the Ravens produced a Top 10 scoring "D."*
- ✓ *The Ravens' defense ranked 12th overall (325.1 ypg), producing the NFL's 10th-best pass defense (213.8 ypg).*

## SHUT 'EM DOWN

The Ravens have posted an NFL-high 13 shutouts since their 1996 inception, a mark that includes three opponent "blankings" this season. Baltimore is the fifth team – and first since 2003 (NE) – in the past 30 years to record at least three shutouts in a season.

MOST SHUTOUTS (Since 1996 / Ravens' Inception)		MOST SHUTOUTS IN A SEASON (Past 30 Years)	
Rk.	Team	Rk.	Team
1.	Baltimore Ravens . . . . .13	1.	Baltimore (2000) 4
2.	San Francisco 49ers . . . . .11	2.	Baltimore (2017) 3
	Seattle Seahawks . . . . .11		New England (2003) 3
4.	New England Patriots . .10		San Francisco (2001) 3
	Pittsburgh Steelers . . . .10		Washington (1991) 3

## ALL-TIME RAVENS 'D' COORDINATORS

**Don Martindale** joins a long line of great Ravens defensive coordinators, four of whom have gone on to become NFL head coaches: Marvin Lewis (1996-2001), Mike Nolan (2002-04), Rex Ryan (2005-08) and Chuck Pagano (2011).

### RAVENS ALL-TIME DEFENSIVE COORDINATORS

<b>Don Martindale (2018)</b>	Rex Ryan (2005-08)
Dean Pees (2012-17)*	Mike Nolan (2002-04)
Chuck Pagano (2011)	Marvin Lewis (1996-2001)*
Greg Mattison (2009-10)	* Super Bowl-winning DC

## RAVENS' NO. 1 DEFENSE

Entering Week 4, the Ravens own the NFL's No. 1 defense, allowing just 273.0 yards per game. Baltimore has also permitted the NFL's second-fewest passing yards (169.3).

2018 TOTAL DEFENSE	2018 PASSING DEFENSE
1. Baltimore . . . . .273.0	1. Detroit . . . . .152.0
2. Washington . . . . .278.0	2. Baltimore . . . . .169.3
3. Dallas . . . . .281.0	3. Jacksonville . . . . .171.0



Ravens 2018 Defensive Ranking  
Points Per Game Allowed  
(17.0 ppg)

## RAVENS "D" UNDER HARBAUGH

**Don Martindale** leads a defensive unit that, during the **John Harbaugh Era** (2008-18), has been superb.

<b>POINTS PER GAME ALLOWED</b>	<b>TOUCHDOWNS ALLOWED</b>
1. Pittsburgh . . . . .19.0	1. Baltimore . . . . .328
2. Baltimore . . . . .19.1	2. Pittsburgh . . . . .336
3. New England . . . .19.4	3. Seattle . . . . .342
<b>TOTAL NET YARDS ALLOWED</b>	<b>OPPONENT PASSER RATING</b>
1. Pittsburgh . . . . .308.9	1. Baltimore . . . . .79.0
2. Baltimore . . . . .316.9	2. Cincinnati . . . . .80.6
3. NY Jets . . . . .318.2	3. Seattle . . . . .81.2
<b>RUSHING YARDS ALLOWED</b>	<b>THIRD-DOWN DEFENSE</b>
1. Pittsburgh . . . . .94.1	1. Houston . . . . .35.7
2. Baltimore . . . . .98.3	2. Baltimore . . . . .36.1
3. NY Jets . . . . .101.1	Denver . . . . .36.1

## TOPS IN TURNOVER MARGIN IN 2017

The Ravens tallied the NFL's most INTs (22) in 2017. Baltimore also registered the NFL's most takeaways (34).

<b>2017 NFL INTERCEPTIONS</b>	<b>2017 TURNOVERS FORCED</b>
1. Baltimore . . . . .22	1. Baltimore . . . . .34
2. Jacksonville . . . . .21	2. Jacksonville . . . . .33
3. New Orleans . . . . .20	3. Detroit . . . . .32

**Ravens "D" Dominates in Week 1 of 2018:** Baltimore allowed Buffalo to gain just 153 yards, ranking as the 12th fewest in Ravens franchise history. ... The Bills' 70 passing yards are the fourth fewest Baltimore has ever permitted in a game and the fewest since holding the Jets to 60 in the 2010 season opener. ... Also, for the 21st time in franchise history, the Ravens' defense tallied 6 sacks in a game.



# MARTY MORNHINWEG & OFFENSIVE NOTES

## MARTY MANS THE OFFENSE

Marty Mornhinweg was elevated to offensive coordinator on Oct. 10, 2016. A 24-year NFL coaching veteran, Mornhinweg, who joined Baltimore as QBs coach in 2015, is a former head coach of the Lions (2001-02). He has also served as offensive coordinator for the New York Jets (2013-14), Philadelphia Eagles (2004-12) and San Francisco 49ers (1997-2000).

### FIVE PRO BOWLERS

• Throughout his NFL coaching career, five quarterbacks have earned Pro Bowl honors under Mornhinweg's direction: Michael Vick, Donovan McNabb, Steve Young, Jeff Garcia and Brett Favre.

### SEASONS

**RAVENS: 4TH**  
**NFL: 24TH**



## MARTY'S NFL COORDINATOR ROLES

### 1997-2000: 49ers – Offensive Coordinator/QBs Coach

- During this span, SF offense ranked third in total net yards (364.6 ypg), including third in rushing (131.4 ypg) and fifth in passing (233.2 ypg).
- In 1999, the 49ers boasted the NFL's No. 1 rush offense (130.9 ypg).
- In 1998, SF offense ranked No. 1 in the NFL (425.0 ypg), including first in rushing (159.0 ypg) and second in passing (266.0 ypg).

### 2004-12: Eagles – Offensive Coordinator/Asst. Head Coach

- Under Mornhinweg, 10 offensive players earned a total of 17 Pro Bowl honors. Philly set a then-franchise best with 6,386 total net yards in 2011.
- In his first season (2004) guiding the offense, Philadelphia advanced to Super Bowl XXXIX.

### 2013-14: NY Jets – Offensive Coordinator

- Jets ranked third in the NFL rush offense (138.7 ypg) during this span.
- In 2014, helped guide a rushing attack that finished third in the NFL (142.5 ypg) behind RBs Chris Ivory and Chris Johnson.

### 2016-18: Baltimore Ravens – Offensive Coordinator

- In 2016, QB Joe Flacco threw for a franchise-record 4,317 yards.
- Over 2017 season's last nine games, Baltimore scored the NFL's second-most points per contest (29.4). During this span, the Ravens also ranked No. 1 in fewest giveaways (5) and No. 2 in sacks allowed (10).

## TOP "O" UNDER HARBAUGH

The Ravens' Top 6 all-time single-game offensive outputs have come during the John Harbaugh/QB Joe Flacco Era, including a 496-yard performance vs. Miami with Marty Mornhinweg as O.C. in 2016.

### RAVENS TOP TOTAL NET YARDS (Single-Game History)

Yards	Game/Date	Results
553	09/25/11 at STL	W, 37-7
548	12/13/09 vs. Det.	W, 48-3
533	12/23/12 vs. NYG	W, 33-14
503	09/23/12 vs. NE	W, 31-30
501	09/13/09 vs. KC	W, 38-24
496	12/04/16 vs. Mia.	W, 38-6

### BALTIMORE RAVENS MOST TOTAL YARDS

(Since 2012 / Past Six Years)

12/23/12 vs. NYG	533
09/23/12 vs. NE	503
12/04/16 vs. Mia.	496
09/20/15 at Oak.	493
10/12/14 at TB	475
09/28/14 vs. Car.	454

## RUN GAME QUICK HITS

- ✓ The Ravens' 6 rushing touchdowns in 2018 rank as the NFL's most, entering Week 4. RB Javorius Allen owns a team-high 3 rushing scores.
- ✓ Since 2008, the Ravens' 146 rushing TDs rank seventh.
- ✓ Under Harbaugh, when rushing for at least 125 yards in a game, the Ravens have produced a 49-10 record. Baltimore is 28-6 when rushing for at least 150 yards during the Harbaugh Era.

## MARTY'S RED ZONE RAVENS

Last week vs. Denver, Baltimore became the first team in league history to score a TD on all 12 of its RZ possessions to begin a season. The Ravens have produced an NFL-high 12 RZ TDs, posting 6 rushing and 6 passing scores.

### RED ZONE OFFENSE / TOUCHDOWN SCORING PCT. / 2018

Rk.	Team	Drives	RTDs	PTDs	Total TDs	Pct.
1.	Baltimore	12	6	6	12	100.0
2.	Kansas City	12	2	9	11	91.7
3.	Cincinnati	8	2	5	7	87.5

### Quick Hit:

- In the last eight games (dating back to 2017), Baltimore has scored 26 TDs on 32 RZ trips. In their last four games, the Ravens have scored 15 TDs on 16 RZ trips.

## RAVENS' BEST MARKS

With Marty Mornhinweg as a member of the Ravens' coaching staff (QB's coach in 2015 & O.C. for much of 2016), Baltimore tallied the Top 2 net passing yards seasons in team history. (The Ravens also posted the second-most net yards in team history in 2015.)

### RAVENS "O" OUTPUT / SINGLE-SEASON HISTORY

NET PASSING YARDS		TOTAL NET YARDS	
Year	Yards	Year	Yards
2015	4,271	2014	5,838
2016	4,100	2015	5,749
1996	3,978	1996	5,723

## PRIME PROTECTION

Since 2014 (a 67-game span), Baltimore's 111 sacks permitted rank as the NFL's second fewest. The Ravens have allowed zero sacks in 15 games since 2014, a mark that stands as the NFL's third most.

### NFL'S FEWEST SACKS ALLOWED / SINCE 2014

Rk.	Team	Sacks
1.	Oakland Raiders	108
2.	Baltimore Ravens	111
3.	New Orleans Saints	114

### ZERO SACKS ALLOWED / GAMES / SINCE 2014

New York Giants	16
Oakland Raiders	16
Baltimore Ravens	15
Minnesota/Pittsburgh	14





## ASSISTANT COACHES

### **JERRY ROSBURG**

#### **SPECIAL TEAMS COORD. / ASSOC. HEAD COACH**

In his 40th season coaching, Rosburg has guided an exceptional special teams group over his 10 years (2008-17) with the Ravens. Specifically in the past six full seasons (2012-17), the Ravens' ST units have consistently been acknowledged as one of the league's best. In the annual special teams report from senior NFL writer Rick Gosselin, Baltimore has ranked in the NFL's Top 5 for six-straight seasons (and is the only team to do so).

### **DON MARTINDALE**

#### **DEFENSIVE COORDINATOR**

"Wink" was promoted to "D" coordinator on Jan. 9, 2018 after six years working with Baltimore's LBs. Originally joining the Ravens in 2012, during the past six seasons, Martindale has guided and helped grow a number of standout linebackers, most notably ILB C.J. Mosley. Martindale was the Broncos' "D" coordinator in 2010, and in 2009, coached all four LBs in the 3-4 scheme.

### **MARTY MORNHINWEG**

#### **OFFENSIVE COORDINATOR**

Mornhinweg is in his third year as offensive coordinator, originally assuming the role in Week 6 of 2016. A 34-year coaching veteran and former NFL head coach (Lions), he has an extensive background coordinating offenses and tutoring QBs. Throughout his NFL career, five QBs have earned Pro Bowl honors under his direction: Michael Vick, Donovan McNabb, Jeff Garcia, Steve Young and Brett Favre.

### **GREG ROMAN**

#### **ASSISTANT HEAD COACH / TIGHT ENDS COACH**

Roman is in his second stint with the Ravens, re-joining the team in 2017. In the latter part of '17, Baltimore's offense made big strides, and following the season, he was promoted to assistant head coach/TEs coach. Since his first term in Baltimore (2006-07), he has been a successful NFL offensive coordinator both in San Francisco and Buffalo.

### **RICHARD ANGULO**

#### **ASSISTANT OFFENSIVE LINE COACH**

Angulo is in his fifth year with the Ravens and his second as the team's assistant offensive line coach. In 2017, he helped coach an offensive line that allowed the league's seventh-fewest sacks (27, tied with Minnesota). From 2015-16, he served as Baltimore's tight ends coach after being promoted from his original position of offensive coaching intern (2014).

### **ANDY BISCHOFF**

#### **OFFENSIVE ASSISTANT / TIGHT ENDS**

Bischoff is in his fourth year with the Ravens and continues his work with the TEs, while aiding "O" coordinator Marty Mornhinweg and assistant head coach Greg Roman, who also coaches the TEs.

### **RANDY BROWN**

#### **SPECIALISTS COACH**

Brown works directly with the kicking group – K Justin Tucker, P Sam Koch (holder) and LS Morgan Cox – and has coached five Pro Bowlers in Baltimore: Koch (2015), Cox (2015 & 2016), Tucker (2013 & 2016), K Billy Cundiff (2010) and K Matt Stover (last kicked for Ravens in 2008).

### **JOE CULLEN**

#### **DEFENSIVE LINE COACH**

Cullen enters his third year as the Ravens' defensive line coach. He originally joined the team in 2016 following two seasons with the Buccaneers in the same role. A D-line specialist, he has 29 years of experience, including 11 in the NFL with five teams (Bal., TB, Cle., Jax. and Det.).

### **JOE D'ALESSANDRIS**

#### **OFFENSIVE LINE COACH**

Pronounced *dell-ah-SAN-dress*, he is a 40-year coaching veteran who enters his second season as Baltimore's O-line coach. "Joe D" has extensive experience guiding and developing linemen, both in the collegiate ranks and pros. Since transitioning to the NFL in 2008, he's mentored players for the Chiefs, Bills, Chargers and Ravens.

### **BOBBY ENGRAM**

#### **WIDE RECEIVERS COACH**

Engram, who enjoyed a 14-year NFL playing career, is in his fifth season as the Ravens' WRs coach. In his third year (2016) guiding Baltimore's receivers, his group helped record the second-most net passing yards in team history (4,100), including a franchise-best 4,317 by QB Joe Flacco.

### **THOMAS HAMMOCK**

#### **RUNNING BACKS COACH**

Hammock is in his fifth year as the Ravens' RBs coach. In 2017, he helped guide RB Alex Collins to a breakout season, when the back tallied 973 rushing yards and 1,160 yards from scrimmage. Prior to joining the Ravens, he spent 11 years on the collegiate circuit, including three (2011-13) as Wisconsin's assistant HC/RBs/recruiting coordinator.

### **CHRIS HEWITT**

#### **SECONDARY COACH**

Hewitt enters his second season as the secondary coach after being promoted prior to the 2017 campaign. He previously served as the team's DBs coach from 2015-16 and the assistant secondary coach in 2014. In his seventh-overall year in Baltimore, he also spent two years (2012-13) helping guide the special teams unit led by Jerry Rosburg.

### **CHRIS HORTON**

#### **ASSISTANT SPECIAL TEAMS COACH**

Horton is in his third year as the Ravens' assistant special teams coach, working directly with Jerry Rosburg. Horton has helped Baltimore's special teams units

perform outstandingly in the three years he's been involved. In the annual special teams report from senior NFL writer Rick Gosselin, Baltimore has ranked in the NFL's Top 5 for six-straight seasons.

### **STERLING LUCAS**

#### **QUALITY CONTROL - DEFENSE**

Lucas is in his third year with the Ravens after being promoted to a defensive quality control coach in January 2018, with responsibilities that include finding tips/tendencies on opponent offenses, self-scouting and working with the LBs.

### **MIKE MACDONALD**

#### **LINEBACKERS COACH**

Macdonald is in his first season as the team's LBs coach. In his fifth year with the Ravens, he previously spent time as the defensive backs coach (2017) and as a defensive assistant (2015-16). He originally joined Baltimore in 2014 as a coaching intern.

### **JAMES URBAN**

#### **QUARTERBACKS COACH**

Urban joined the Ravens in 2018. A 15-year NFL coaching veteran, he spent the past seven seasons with AFC North rival Cincinnati, coaching the WRs. He entered the NFL with the Eagles in 2004. After five seasons in two roles under Andy Reid, he was promoted to QBs coach his final two years (2009-10), coaching Pro Bowlers Donovan McNabb (2009) and Michael Vick (2010).

### **CRAIG VER STEEG**

#### **SENIOR OFFENSIVE ASSISTANT**

Pronounced *ver-STEEG*, he is in his 11th year working with the Ravens. Ver Steeg, who owns 35 years of coaching experience, has an extensive background working with QBs, WRs and RBs. As one of John Harbaugh's original coaching hires (2008), he has assisted in game preparation, game and practice analysis and guiding players.

### **MATT WEISS**

#### **FOOTBALL STRATEGY COORD. / WRs**

Weiss is in his 10th season with the Ravens after assisting with the QBs from 2016-17. Prior to joining the offense, he coached on defense in a variety of roles, including CBs, assistant LBs and quality control. In addition to his coaching duties, he's responsible for leading coaching staff analytics, advising John Harbaugh on game management and scripting situational practice periods.

### **DREW WILKINS**

#### **ASST. DEFENSIVE LINE / OLBS**


Wilkins originally joined the Ravens in 2010 and was promoted to assistant D-line/OLBs coach in 2018. Wilkins, who spent three seasons (2014-16) as a defensive assistant, was responsible for weekly production of the defensive playbook, scouting reports, film breakdown and assisting with the development of the D-line in practice.



# OZZIE NEWSOME / PERSONNEL NOTES

## THE WIZARDRY OF OZ

**SEASONS**  
**RAVENS: 22**  
**NFL: 40**



Ozzie Newsome's legacy is unlike any the game has seen. Known throughout all of sports as a premier leader, Newsome is a Hall of Fame player, the architect of Baltimore's 2000 and 2012 Super Bowl championship teams and an elite personnel evaluator who became the NFL's first African American GM.

### OZZIE NEWSOME CAREER SNAPSHOT

- NFL's first African American General Manager (promoted in 2002)
- Architect of Ravens 2000 & 2012 Super Bowl Championship Teams
- NFL Executive of the Year (2000)
- Pro Football Hall of Fame (class of 1999)
- State of Alabama Hall of Fame (class of 1995)
- National Football Foundation College Hall of Fame and NCAA Hall of Fame (class of 1994)
- 13-Year NFL Tight End with Cleveland Browns (1978-90)
- Three-Time Pro Bowler (1981, 1984-85)
- Four-Time Cleveland Touchdown Club Offensive Player of the Year
- Current Member of Two Major NFL Policy-Making Groups: Competition Committee and Player Care Foundation Board

## FIRST-ROUND FINDS

Led by Ozzie Newsome, the Ravens have selected 24 players in the first round. These picks have earned 60 combined Pro Bowls, many All-Rookie honors, multiple Defensive Player of the Year Awards, two Super Bowl MVPs and two Hall of Fame enshrinements.

### RAVENS ALL-TIME FIRST-ROUND DRAFT PICKS

Year	Name	Pick	Pro Bowls
1996	T Jonathan Ogden*~	4	11
1996	LB Ray Lewis* ++ ~-	26	13
1997	LB Peter Boulware*	4	4
1998	CB Duane Starks*	10	
1999	CB Chris McAlister*	10	3
2000	RB Jamal Lewis* =	5	1
2000	WR Travis Taylor	10	
2001	TE Todd Heap*	31	2
2002	S Ed Reed* +	24	9
2003	OLB Terrell Suggs* +	10	7
2003	QB Kyle Boller	19	
2005	WR Mark Clayton*	22	
2006	DT Haloti Ngata*	12	5
2007	G Ben Grubbs*	29	2
2008	QB Joe Flacco^ ~	18	
2009	T Michael Oher*	23	
2011	CB Jimmy Smith	27	
2013	S Matt Elam	32	
2014	LB C.J. Mosley*	17	3
2015	WR Breshad Perriman	26	
2016	T Ronnie Stanley	6	
2017	CB Marlon Humphrey	16	
2018	TE Hayden Hurst	25	
2018	QB Lamar Jackson	32	

\* All-Rookie Team    ^ Rookie of the Year (*NFL.com* Fan Vote)  
 ~ Super Bowl MVP    + Defensive Player of the Year Awards  
 = Offensive Player of the Year Award    - Pro Football Hall of Fame

## HOMEGROWN PRO BOWLERS

Year Drafted (Rd.)	Name	Pro Bowls
1996 (1st)	LB Ray Lewis	13
1996 (1st)	T Jonathan Ogden	11
2002 (1st)	S Ed Reed	9
<b>2003 (1st)</b>	<b>OLB Terrell Suggs</b>	<b>7</b>
2007 (3rd)	G Marshal Yanda	6
2006 (1st)	DT Haloti Ngata	5
1997 (1st)	OLB Peter Boulware	4
1999 (1st)	CB Chris McAlister	3
2008 (2nd)	RB Ray Rice	3
2015 (RFA)	LS Morgan Cox #	2
2001 (1st)	TE Todd Heap	2
1996 (5th)	WR/RS Jermaine Lewis	2
2007 (4th)	FB Le'Ron McClain	2
<b>2014 (1st)</b>	<b>LB C.J. Mosley</b>	<b>3</b>
2000 (6th)	OLB Adalius Thomas	2
2012 (RFA)	K Justin Tucker #	2
2007 (1st)	G Ben Grubbs	1
2013 (4th)	FB Kyle Juszczyk	1
2006 (6th)	P Sam Koch	1
2000 (1st)	RB Jamal Lewis	1
2002 (RFA)	LB Bart Scott #	1

# Undrafted rookie free agent    **Bold** indicates 2017 Pro Bowler



**HOMEGROWN**  
**RAVENS PRO BOWL**  
**PLAYERS**



**RAVENS**  
**DRAFT PICKS**  
**To Earn Pro Bowls**



**RAVENS**  
**ROOKIE FREE AGENTS**  
**To Earn Pro Bowls**

### Ozzie's First Two Draft Choices: Jonathan Ogden & Ray Lewis – Hall of Fame Legends

According to ESPN Stats & Info, with Ray Lewis' 2018 Hall of Fame induction, it marks the first time that two players (Ogden & Lewis in 1996) were drafted in the same round by the same team and reached the HOF in their first year of eligibility.



# OZZIE NEWSOME / PERSONNEL NOTES

## AN ELITE CLUB

The Ravens have won two Super Bowls during their 22-year history, doing so in 2000 and 2012. Baltimore is one of four franchises to win multiple World Championships since 2000.



### MOST SUPER BOWL CHAMPIONSHIPS (Since 2000 Season)

Titles	Team	Seasons
5	New England Patriots	2001, '03-04, '14, '16
2	<b>Baltimore Ravens</b>	<b>2000, '12</b>
2	New York Giants	2007, '11
2	Pittsburgh Steelers	2005, '08

## RAVENS "20/20" CLUB

The "20/20 Club" includes members of the team's personnel staff who started with the Ravens as young assistants and grew into evaluators with more input. The term "20/20" refers to hiring 20-year-olds for \$20,000. But according to **Ozzie Newsome**: "The guys actually started when they were a little older than 20 and for more than \$20,000, but that's what we call them."

### RAVENS "20/20 CLUB" GRADUATES / CURRENT SCOUTS

Name	Joined Ravens	Current Title
George Kokinis (Cle.)	1991	Senior Personnel Assistant
Eric DeCosta	1996	Assistant General Manager
Joe Hortiz	1998	Director of College Scouting
Chad Alexander	1999	Asst. Dir. of Pro Personnel
Mark Azevedo	2005	Northeast Area Scout
David Blackburn	2007	West Area Scout
Andrew Raphael	2013	Southeast Area Scout
Brandon Berning	2015	Midwest/SW Area Scout
Joey Cleary	2015	College & Pro Scout

## CONSISTENT CONTENDERS

The Ravens have earned 10 playoff berths in their history (2014, 2012, 2011, 2010, 2009, 2008, 2006, 2003, 2001 & 2000). Baltimore's 11 berths from 2000-17 rank fourth in the AFC and seventh overall in the NFL.

### MOST NFL PLAYOFF BERTHS / 2000-17 / PAST 18 SEASONS

AFC	NFC
15 - New England	13 - Green Bay
13 - Indianapolis	11 - Philadelphia
12 - Pittsburgh	11 - Seattle
10 - Baltimore	

## PLAYOFFS SINCE 2008

Baltimore is one of eight teams to earn a playoff berth in six of the past 10 full seasons. In each of those respective playoff years, the Ravens won at least one playoff game.

### MOST PLAYOFF BERTHS / 2008-17 / PAST 10 SEASONS

Berths	Team	Seasons
9	New England Patriots	2009-17
8	Green Bay Packers	2009-16
7	Pittsburgh Steelers	2008, 2010-11, 2014-17
6	<b>Baltimore Ravens</b>	<b>2008-12, 2014</b>
6	Atlanta Falcons	2008, 2010-12, 2016-17
6	Cincinnati Bengals	2009, 2011-15
6	Indianapolis Colts	2008-10, 2012-14
6	Seattle Seahawks	2010, 2012-16

## UNDRAFTED GEMS

Undrafted rookies **LB Chris Board**, WR/RS Janarion Grant and **CB Darius Williams** made the Ravens' 2018 Week 1 roster. Their statuses marked the 15th-straight season a RFA has made Baltimore's roster, tying for the NFL's second-longest active streak.

### CONSECUTIVE SEASONS W/ ROOKIE FA ON WEEK 1 ROSTER (Current NFL Streaks)

Rk.	Team	Seasons
1.	Indianapolis Colts	20
2.	<b>Baltimore Ravens</b>	<b>15</b>
	Denver, New England	15

## ROOKIE FREE AGENTS

The Ravens have a history of unearthing rookie free agent gems. On their 2018 Week 4 roster, the Ravens have 11 such players who were originally signed by the team as undrafted players.

### ORIGINAL RAVENS ROOKIE FA SIGNINGS / 2018 ROSTER

2010: LS Morgan Cox	2016: G/C Matt Skura
2010: LB Albert McClellan	2017: FB/DL Patrick Ricard
2012: K Justin Tucker	2017: WR/RS Tim White
2014: T James Hurst	2018: LB Chris Board
2016: LB Patrick Onwuasor	2018: CB Darius Williams
2016: DT Michael Pierce	

## RAVENS FIND SUCCESS IN EVERY ROUND

**1st** → Jonathan Ogden ('96), Ray Lewis ('96), Peter Boulware ('97), Chris McAlister ('99), Jamal Lewis ('00), Todd Heap ('01), Ed Reed ('02), Terrell Suggs ('03), Haloti Ngata ('06), Joe Flacco ('08), Jimmy Smith ('11), C.J. Mosley ('14), Ronnie Stanley ('16), Marlon Humphrey ('17)

**2nd** → Jamie Sharper ('97), Ray Rice ('08), Torrey Smith ('11), Courtney Upshaw ('12), Kelechi Osemele ('12), Timmy Jernigan ('14)

**3rd** → Casey Rabach ('01), Marshal Yanda ('07), Lardarius Webb ('09), Brandon Williams ('13), Crockett Gillmore ('14)

**4th** → Edwin Mulitalo ('99), Jarret Johnson ('03), Le'Ron McClain ('07), Dennis Pitta ('10), Kyle Juszczyk ('13), Alex Lewis ('16), Tavon Young ('16)

**5th** → Jermaine Lewis ('96), Dawan Landry ('06), Arthur Jones ('10), Pernell McPhee ('11), Rick Wagner ('13), Matthew Judon ('16)

**6th** → Adalius Thomas ('00), Chester Taylor ('02), Sam Koch ('06), Haruki Nakamura ('08), Tyrod Taylor ('11), Maurice Canady ('16)

**7th** → DeAngelo Tyson ('12), Michael Campanaro ('14)

**RFA** → Mike Flynn ('97), Priest Holmes ('97), Will Demps ('02), Bart Scott ('02), Ma'ake Kemoeatu ('02), Jameel McClain ('08), Dannell Ellerbe ('09), Morgan Cox ('10), Justin Tucker ('12), James Hurst ('14), Zach Orr ('14), Patrick Onwuasor ('16), Michael Pierce ('16), Matt Skura ('16)





# IRONMEN & TURNOVER NOTES

## NFL IRONMEN

Among active NFL players, Ravens **P Sam Koch** (195) & **CB Brandon Carr** (163) each rank first at their respective positions for current streaks of most consecutive games played. Koch's streak also ranks as the longest in Ravens history.

### CONSECUTIVE GAMES PLAYED / CURRENT NFL STREAKS

#### PUNTERS

1. **Sam Koch (Bal.)** . . . . . **195**
2. Brett Kern (Ten.) . . . . . 163
3. Dustin Colquitt (KC) . . . . . 155

#### CORNERBACKS

1. **Brandon Carr (Bal.)** . . . **163**
2. Patrick Peterson (Ari.) . . 115
3. Justin Bethel (Atl.) . . . . . 99

## CARR IS THE IRON HORSE

Ravens **CB Brandon Carr's** 163-consecutive *starts* rank as the NFL's longest active streak among defensive players, and it stands second overall among all NFL players.

### NFL CONSECUTIVE GAMES STARTED / CURRENT STREAKS

Rk.	Player	Games
1.	Philip Rivers (LAC)	195
2.	<b>Brandon Carr (Bal.)</b>	<b>163</b>
3.	Glover Quin (Det.)	135
4.	Matt Ryan (Atl.)	134
5.	Ryan Kerrigan (Was.)	115
	Patrick Peterson (Ari.)	115
	Matthew Stafford (Det.)	115

## RAVENS IRONMEN

### RAVENS CONSECUTIVE GAMES PLAYED / CURRENT STREAKS

Rk.	Player	Games
1.	Sam Koch	195
2.	Justin Tucker	99
3.	Anthony Levine Sr.	83

### RAVENS CONSECUTIVE GAMES PLAYED / ALL-TIME STREAKS

Rk.	Player	Games	Years
1.	<b>Sam Koch</b>	<b>195</b>	<b>2006-present</b>
2.	Jarret Johnson	129	2003-11
3.	Joe Flacco	122	2008-2015
4.	Peter Boulware	111	1997-2003
5.	Matt Stover	110	2002-08

### BALTIMORE RAVENS MOST ALL-TIME GAMES PLAYED

Rk.	Player	Games	Years
1.	Ray Lewis	228	1996-2012
2.	<b>Terrell Suggs</b>	<b>216</b>	<b>2003-present</b>
3.	Matt Stover	207	1996-2008
4.	<b>Sam Koch</b>	<b>195</b>	<b>2006-present</b>
5.	Jonathan Ogden	177	1996-2007
6.	Ed Reed	160	2002-12
7.	<b>Joe Flacco</b>	<b>157</b>	<b>2008-present</b>
8.	<b>Marshal Yanda</b>	<b>149</b>	<b>2007-present</b>
9.	Jarret Johnson	143	2003-11
10.	Chris McAlister	135	1999-2008
	Haloti Ngata	135	2006-14
12.	Kelly Gregg	134	2001-10
13.	Mike Flynn	133	1998-2007
	Todd Heap	133	2001-10

## TURNOVER MARGIN SINCE 2008

Rk.	Team	Takeaways	Giveaways	Turnover Diff.
1.	New England	284	161	+123
2.	Green Bay	282	189	+93
3.	Kansas City	259	209	+50
4.	Seattle	265	219	+46
5.	<b>Baltimore*</b>	<b>269</b>	<b>224</b>	<b>+45</b>
6.	Carolina	287	246	+41
7.	Atlanta	250	214	+36
8.	San Francisco	249	217	+32

\* Ravens (+17) ranked No. 1 in the NFL in 2017.

## 2017 TURNOVER DIFFERENTIAL

• In 2017, the Ravens' +17 turnover ratio ranked No. 1 in the NFL. Baltimore's 34 total takeaways (22 INTs & 12 FRs) also ranked No. 1 for the season.

• Baltimore's +14 turnover margin since Week 8 (final nine games) was the NFL's best mark (Chargers were second at +10).

• The Ravens' 22 interceptions ranked No. 1 in the NFL, with the Jaguars finishing second with 21.

• After registering a +4 turnover ratio in Week 1 at Cincy, the Ravens followed up that performance with a +3 outing vs. Cleveland. In each game, Baltimore produced 5 takeaways, marking the first time in franchise history the Ravens have boasted back-to-back games forcing 5 turnovers.

## TURNOVER TABLE SINCE 2000

Year	TA/TO	Plus/Minus	Record
2018	3/4	-1	2-1
2017	34/17	+17	9-7
2016	28/23	+5	8-8
2015	14/28	-14	5-11
2014	22/20	+2	10-6
2013	24/29	-5	8-8
2012	25/16	+9	10-6
2011	26/24	+2	12-4
2010	27/20	+7	12-4
2009	32/22	+10	9-7
2008	34/21	+13	11-5
2007	23/40	-17	5-11
2006	40/23	+17	13-3
2005	26/36	-10	6-10
2004	34/23	+11	9-7
2003	41/38	+3	10-6
2002	31/32	-1	7-9
2001	28/36	-8	10-6
2000	49/26	+23	12-4
<b>Total</b>	<b>541/478</b>	<b>+63</b>	<b>168-123</b>

## RAVENS ARE...

Since 2000, here are the Ravens' records in a game:

- When turnover ratio is +2 or better . . . . . 76-5
- When turnover ratio is +1 or better . . . . . 110-16
- When turnover ratio is even . . . . . 30-22
- When turnover ratio is negative . . . . . 27-83

**Note:** Since 2000, the Ravens are 76-5 when posting at least a +2 turnover margin, with the only losses coming in 2010 (23-20 OT at NE), 2012 (24-23 at Phi.), 2014 (34-33 vs. SD) and 2016 (27-23 at NYG & 30-23 at NE).



# THAT M&T MAGIC



## AT HOME UNDER HARBAUGH

Under **John Harbaugh** (since 2008) the Ravens tie (GB) for the NFL's second-best home winning pct. (.744), going 61-21 at M&T Bank Stadium.

### NFL'S BEST REGULAR SEASON HOME RECORDS (John Harbaugh Era / Since 2008)

Rk.	Team	Record	Pct.
1.	New England Patriots	69-12	.852
2.	<b>Baltimore Ravens</b>	<b>61-21</b>	<b>.744</b>
	Green Bay Packers	60-20-2	.744
4.	Pittsburgh Steelers	58-23	.716
5.	New Orleans Saints	56-26	.683

## RAVENS DOMINATE AT HOME

Simply put, the Ravens have been dominant at home since the day they arrived in Baltimore. Below are the Ravens' respective home records and corresponding NFL rankings during several periods.

### RAVENS HOME RECORDS / NFL RANKINGS

Time Period (Milestone)	Record	NFL Rank
Since 2010 (Past Eight-plus Seasons)	49-17	3
Since 2008 (John Harbaugh's Arrival)	61-21	2t
Since 2000 (First Super Bowl Season)	107-39	2
Since 1998 (M&T Bank Stadium Opened)	115-47	3
Since 1996 (Team's Inception)	122-55-1	5

## AT HOME, RAVENS ARE...

• Under **John Harbaugh**, the Ravens are 17-2 in September home games. The Ravens have won 20 of their past 22 home games in the month of September (dating back to 2006).

• Under Harbaugh, the Ravens are 18-3 in November home games, producing the NFL's best record. The Ravens have won 16 of their past 18 home games during the month.

• The Ravens are 16-8 at home in the month of December under Harbaugh and 36-16 in such games during their history.

• Under coach Harbaugh, the Ravens are 21-9 in home games played against AFC North foes.

• Baltimore has won 16 of its last 22 home games vs. AFC North foes.

• Baltimore has won 19 of its last 23 home games vs. NFC teams.

• The Ravens are 12-3 at home all time against teams from the *West Coast* (Oak. – 5-1, SD – 3-1, SF – 2-0 and Sea. – 2-1).

• In the Ravens' history, Baltimore has hosted 18 games when the temperature was below 40 degrees. Impressively, the Ravens are 15-3 in these contests.

## TOP "D" AT HOME

Baltimore has permitted an NFL-best 16.4 ppg at home during the **John Harbaugh** Era. Under "Harbs," the Ravens are 30-0 at home when allowing 10 points or fewer. In 19 of those games, the Ravens gave up no more than 7 points.

### FEWEST POINTS/GAME ALLOWED AT HOME (Since 2008)

Rk.	Team	PPG
1.	<b>Baltimore</b> . . . . .	<b>16.4</b>
2.	Seattle . . . . .	18.0
3.	New England . . . . .	18.5

## RAVENS DEFENSE AT HOME (SINCE 2008)



Points Per Game Allowed (NFL's Fewest)



Opponent Passer Rating (NFL's Best)



Yards Per Game Allowed (NFL's Best)

## M&T BANK STADIUM FAST FACTS

✓ Dating back to 2008, the Ravens have outscored opponents 2,062 to 1,344 at home. In their 61 wins during this span, the margin of victory has been a strong 14.5 points per game.

✓ In the 47-3 Week 1 win over Buffalo, Baltimore allowed 3 or fewer points at home for the fifth time under John Harbaugh.

## QUITE THE HOME HISTORY

The Ravens' "D" has been stout at home for many seasons. Since 2003, Baltimore ranks first in fewest points allowed per game (16.3) among home teams. The Ravens have also registered the top mark in terms of fewest yards allowed per game (292.0).

### BEST NFL DEFENSES AT HOME / SINCE 2003

TOTAL DEFENSE (Fewest Yards Allowed)
1. Baltimore . . . . . 292.0
2. Pittsburgh . . . . . 298.1
3. NY Jets . . . . . 305.9

POINTS PER GAME (Fewest Allowed)
1. Baltimore . . . . . 16.3
2. New England . . . . . 17.1
3. Seattle . . . . . 17.7

INTERCEPTIONS (Most in NFL)
1. Baltimore . . . . . 153
2. Cincinnati . . . . . 148
3. Green Bay . . . . . 147
4. New England . . . . . 146

SACKS (Most in NFL)
1. Minnesota . . . . . 334
2. Baltimore . . . . . 329
3. Seattle . . . . . 315
4. Pittsburgh . . . . . 313



# ALL-TIME RESULTS / TRENDS

## RAVENS ALL-TIME RECORDS

	<u>Overall Record</u>	<u>Home</u>	<u>Away</u>
Overall	192-162-1	122-55-1	70-107
In M&T Bank Stadium (since 1998)	115-47	115-47	n/a
Coached by Ted Marchibroda	16-31-1	11-12-1	5-19
Coached by Brian Billick	80-64	50-22	30-42
Coached by John Harbaugh	96-67	61-21	35-46
vs. AFC Teams	149-126	95-49	54-77
vs. AFC North	55-42	33-15	22-27
vs. AFC Central (1996-2001)	26-28	13-14	13-14
vs. AFC East	23-21	17-5	6-16
vs. AFC South	17-17	12-5	5-12
vs. AFC West	24-18	16-7	8-11
vs. NFC Teams	48-37-1	32-9-1	16-28
vs. NFC North	8-8	6-2	2-6
vs. NFC Central (1996-2001)	3-5	3-1	0-4
vs. NFC East	13-9-1	8-2-1	5-7
vs. NFC South	10-6	5-3	5-3
vs. NFC West	14-9	10-1	4-8
On Monday Night Football	12-11	5-2	7-9
On Thursday Night Football	7-5	6-1	1-4
On Saturday	3-1	2-0	1-1
In Overtime	12-11-1	7-4-1	5-7
Ravens Shutout Wins	13-0	6-0	7-0
In Season Openers	12-11	8-4	4-7
Indoors	6-15	n/a	6-15
<b>Note:</b> Baltimore has played in Houston's Reliant/NRG Stadium five times (3-2), Indy's Lucas Oil Stadium twice (0-2) and Dallas' Texas Stadium once (1-0). Three of those games at Reliant Stadium (12/13/10, 10/21/12 & 12/21/14) came when the roof was closed, meaning those games were "indoors," while the other games listed are considered "outdoors" due to open roofs.			
In August	0-1	0-1	0-0
In September	47-30	31-7	16-23
In October	35-49	19-19	16-30
In November	55-38-1	33-12-1	22-26
In December	50-40	36-16	14-24
In January	5-4	3-0	2-4

## RAVENS RESULTS WHEN...

<u>Team</u>	<u>Since 2000</u>	<u>Since 2008</u>	<u>2018</u>
Record	168-123	96-67	2-1
vs. AFC North (since 2002)	55-42	37-24	0-1
vs. AFC	127-93	73-50	2-1
vs. NFC	41-30	23-17	0-0
Home	107-39	62-21	2-0
Away	61-84	35-46	0-1
On grass	78-65	40-29	2-0
Artificial turf	90-58	56-38	0-1
Outdoors	163-111	90-59	2-1
Indoors	5-12	4-7	0-0
September	39-23	24-12	2-1
October	32-38	16-22	0-0
November	50-26	30-12	0-0
December	42-33	23-19	0-0
January	5-3	3-2	0-0
Leading at halftime	132-23	77-17	2-0
Trailing at halftime	27-87	14-45	0-1
Tied at halftime	9-13	5-5	0-0
Tied after 3 quarters	3-6	1-2	0-0
Leading After 3 quarters	143-17	85-15	2-0
Trailing after 3 quarters	23-99	10-53	0-1
Decided by 7 points or less	70-67	39-43	0-0
Decided by 3 points or less	39-38	23-24	0-0
When scoring first	117-35	71-20	1-0
When not scoring first	52-88	25-47	1-1
Positive or even turnover ratio	141-39	77-27	2-0
Negative turnover ratio	27-84	19-40	0-1
Winning penalty ratio	77-50	46-24	2-1
Losing penalty ratio	79-63	42-35	0-0
Overtime	9-9	6-6	0-0
When returning a KOR for a TD	5-3	5-2	0-0
When returning a PR for a TD	8-3	4-1	0-0

<u>Offense</u>	<u>Since 2000</u>	<u>Since 2008</u>	<u>2018</u>
Scoring 20 or more points	130-44	79-29	2-1
Scoring 30 or more points	56-7	36-5	1-0
Having 20 or more first downs	75-46	53-27	2-1
Totaling 350 or more net yards	75-39	50-24	1-1
At least 35 minutes time of poss.	42-7	22-5	1-0
Rushing for 150 or more yards	53-14	28-6	0-0
When not throwing an INT	93-20	55-13	1-0
With a 100-yard rusher	52-21	24-8	0-0
Without a 100-yard rusher	116-102	72-59	2-1
With a 100-yard receiver	37-22	24-15	0-0
Without a 100-yard receiver	131-101	72-52	2-1
With a 300-yard passer	21-19	18-14	0-1
Without a 300-yard passer	147-104	78-53	2-0
<u>Defense</u>	<u>Since 2000</u>	<u>Since 2008</u>	<u>2018</u>
When scoring a defensive TD	42-7	20-5	0-0
When returning an INT for a TD	33-3	15-2	0-0
When returning a fumble for a TD	9-4	5-3	0-0
Recording 3 or more sacks	92-37	46-23	2-0
Holding opp. under 250 net yards	49-6	33-6	1-0
Holding opp. under 21 points	135-35	79-14	2-0
Holding opp. under 15 points	106-15	58-6	2-0
Allowing a 100-yard rusher	17-27	10-16	0-0
Not allowing a 100-yard rusher	150-97	86-51	2-1
Allowing a 100-yard receiver	35-39	18-23	0-0
Not allowing a 100-yard receiver	134-83	78-44	2-1
Allowing a 300-yard passer	22-25	14-17	0-0
Not allowing a 300-yard passer	145-98	82-50	2-1



# JOE FLACCO NOTES



## THE FRANCHISE QUARTERBACK

### 5 FLACCO

11TH SEASON

SUPER BOWL  
XLVII MVP

6-6, 245  
QUARTERBACK

QB Joe Flacco is the Ravens' all-time leading passer in every major category. Flacco, who led Baltimore to a Super Bowl XLVII victory in 2012 (and earned game MVP honors), is in his 11th NFL season. Last week vs. Denver, he was an efficient 25-of-40 for 277 yards, 1 TD and 0 INTs (91.4 rating). In just three games this season, Flacco has completed 82 of 129 passes (63.6%) for 889 yards, 6 TDs and 2 INTs (92.8 rating).

### RAVENS CAREER PASSING LEADERS

Rk.	Player	G	Att	Cmp	Pct	Yards	TDs	INTs	Rate
1.	Joe Flacco	157	5,420	3,349	61.8	36,669	206	132	84.3
2.	Kyle Boller	53	1,311	746	56.9	7,846	45	44	71.9
3.	V. Testaverde	29	1,019	596	58.5	7,148	51	34	82.8

## PLAYOFF PERFECTION

Super Bowl XLVII MVP QB Joe Flacco was masterful during the Ravens' 2012 playoff run, completing 73 of 126 passes for 1,140 yards, 11 TDs and 0 INTs to produce a 117.2 passer rating. Flacco joined Hall of Fame QB Joe Montana (1989) as the only players to produce 11 TDs and 0 INTs during an NFL postseason.

### JOE FLACCO STATISTICS / 2012 PLAYOFFS

Game (Opp./Rd.)	Cmp-Att	Pct.	Yards	TDs	INTs	Rate
1/06/13 vs. Ind. (WC)	12-23	52.2	282	2	0	125.6
1/12/13 at Den. (Div.)	18-34	52.9	331	3	0	116.2
1/20/13 at NE (AFC)	21-36	58.3	240	3	0	106.3
2/03/13 at SF (SB)	22-33	66.6	287	3	0	124.2
<b>Totals (Record: 4-0)</b>	<b>73-126</b>	<b>57.9</b>	<b>1,140</b>	<b>11</b>	<b>0</b>	<b>117.2</b>

## FLACCO POSTSEASON QUICK HITS

- ✓ Flacco, Joe Montana (1989) and Kurt Warner (2008) are the only QBs in NFL history to throw 11 TDs in a single postseason. Neither Flacco nor Montana threw an INT.
- ✓ In the Ravens' last 10 playoff games (since the 2010 season), Flacco is 196-of-327 for 2,563 yards, 24 TDs and 4 INTs (104.1 rating). He has led the Ravens to a 7-3 record in these contests.
- ✓ In Baltimore's last six playoff games (5-1 record), Flacco has thrown 17 TDs and 2 INTs. Completing 119 of 200 passes for 1,691 yards, he owns a magnificent 111.1 QB rating.
- ✓ Flacco has thrown at least 2 TDs in eight-straight playoff games, marking the longest streak in NFL postseason history.

## QUARTERBACK WINS

### MOST TOTAL WINS BY QBs

(Includes Playoffs / Since 2008)

Rk.	Player	Record
1.	Tom Brady	124-40
2.	Ben Roethlisberger	105-54-1
3.	Joe Flacco	104-68
	Aaron Rodgers	104-56-1
5.	Drew Brees	103-68

### MOST REGULAR SEASON WINS BY QBs

(First SEVEN Seasons / NFL History)

Rk.	Player	Wins
1.	Joe Flacco (2008-14)	72
2.	Tom Brady (2000-06)	70
3.	Ben Roethlisberger (2004-10)	69

### MOST REGULAR SEASON WINS BY QBs

(First EIGHT Seasons / NFL History)

Rk.	Player	Wins
1.	Tom Brady (2000-07)	86
2.	Ben Roethlisberger (2004-11)	80
	Peyton Manning (1998-2005)	80
4.	Jim Kelly (1986-93)	76
5.	Joe Flacco (2008-15)	75

### MOST REGULAR SEASON WINS BY QBs

(First NINE Seasons / NFL History)

Rk.	Player	Wins
1.	Peyton Manning (1998-2006)	92
2.	Tom Brady (2000-08)	87
	Ben Roethlisberger (2004-12)	87
4.	Matt Ryan (2008-16)	85
5.	Joe Flacco (2008-16)	83
	Jim Kelly (1986-94)	83

## QB PLAYOFF VICTORIES

### PLAYOFF WINS (ACTIVE QBs / SINCE 2008)

1.	Tom Brady	13
2.	Joe Flacco	10
3.	Aaron Rodgers	9
4.	Ben Roethlisberger	8
	Russell Wilson	8

### ROAD PLAYOFF WINS (By QBs / NFL HISTORY)

1.	Joe Flacco	7
2.	E. Manning, A. Rodgers	5
	B. Roethlisberger	5
5.	L. Dawson, J. Delhomme	4
	M. Sanchez, R. Staubach	4

## QB/HC DUOS

MOST REGULAR SEASON STARTS BY A QUARTERBACK / ENTIRE CAREER WITH SAME HEAD COACH (NFL History)

Rk.	Quarterback/Head Coach (Years)	Starts
1.	Tom Brady/Bill Belichick (2001-present)	254
2.	Terry Bradshaw/Chuck Knoll (1970-83)	158
3.	Joe Flacco/John Harbaugh (2008-present)	157



# JOE FLACCO NOTES

## JOE'S RAVENS PASSING RECORDS

### 300-YARD PASSING GAMES (Ravens Single Seasons)

Rk.	Player (Year)	Games
1.	Joe Flacco (2015)	5
	Joe Flacco (2014)	5
	Joe Flacco (2012)	5
	Vinny Testaverde (1996)	5
5.	Joe Flacco (2016, 2011)	4

### 300-YARD PASSING GAMES (Ravens Career History)

Rk.	Player (Year)	Games
1.	Joe Flacco (2008-17)	31
2.	Vinny Testaverde (1996-97)	8
3.	Steve McNair (2006-07)	2
	Jeff Blake (2002)	2
	Eric Zeier (1996-97)	2

### MOST PASSES WITHOUT AN INT (Ravens History)

Rk.	Player (Year)	Passes
1.	Joe Flacco (2016)	176
2.	Eric Zeier (1997-98)	175
3.	Steve McNair (2006)	162
4.	Joe Flacco (2010)	137
5.	Joe Flacco (2014, 2012)	126

## MORE RAVENS RECORDS

### RAVENS SINGLE-GAME PASSING YARDS

Yards	Player	(Opp./Date)
429	Vinny Testaverde	vs. STL, 10/27/96
389	Joe Flacco	at STL, 9/25/11
385	Joe Flacco	at Min., 10/18/09
384	Joe Flacco	at Oak., 9/20/15
382	Joe Flacco	vs. NE, 9/23/12

### RAVENS SINGLE-SEASON PASSING YARDS

Rk.	Player (Year)	Cmp-Att	Pct.	Yards	TD	INT	Rate
1.	Joe Flacco ('16)	436-672	64.9	4,317	20	15	83.5
2.	V. Testaverde ('96)	325-549	59.2	4,177	33	19	88.7
3.	Joe Flacco ('14)	344-554	62.0	3,986	27	12	91.0
4.	Joe Flacco ('13)	362-614	59.0	3,912	19	22	73.1
5.	Joe Flacco ('12)	317-531	59.7	3,817	22	10	87.7

## QUARTERBACK IRONMAN

Prior to his knee injury in 2015, QB Joe Flacco made 122-straight regular season starts, the sixth-longest streak in NFL history.

### MOST CONSECUTIVE STARTS / QUARTERBACKS / NFL HISTORY

Rk.	Player (Years)	Games
1.	Brett Favre (1992-2010)	297
2.	Eli Manning (2004-17)	210
3.	Peyton Manning (1998-2011)	208
4.	Philip Rivers (2006-present)	195
5.	Matt Ryan (2009-present)	134
6.	Joe Flacco (2008-15)	122

## RAVENS RECORD & FLACCO...

With 300 passing yards	18-13	vs. AFC North	35-23
With 3-or-more TD passes	14-3	vs. AFC	71-47
When not throwing an INT	56-14	vs. NFC	23-16
With at least 4 comps. 25+ yards	9-4	In September	24-12
With at least a 100 QB rating	41-6	In October	16-22
With at least a 110 QB rating	23-3	In November	29-12
When not sacked	18-6	In December/January	25-17
Playing in < 40 degree weather	12-8	In season's final four games	22-14



**Passing Touchdowns**  
Since 2010,  
11th in NFL



**Passing Yards**  
Since 2010,  
Ninth in NFL

## GAME-WINNING DRIVES: 26 (24 REGULAR SEASON & 2 PLAYOFFS)

### GAME-WINNING DRIVES IN FOURTH QUARTER OR OVERTIME (26 TOTAL)

Date/Opp.	Drive Length	Scoring Play	Time Left	Score
11/02/08 at Cle.	5 plays, 59 yards in 1:54	Stover 22-yard field goal	5:36	30-27
01/10/09 at Ten. (Div.)	9 plays, 51 yards in 3:30	Stover 43-yard field goal	0:53	13-10
09/13/09 vs. KC	8 plays, 74 yards in 3:15	Clayton 31-yard pass from Flacco	2:06	38-24
11/29/09 vs. Pit.	6 plays, 17 yards in 3:23	Cundiff 29-yard field goal	6:42 (OT)	20-17
09/26/10 vs. Cle.	10 plays, 69 yards in 5:41	Boldin 27-yard pass from Flacco	9:13	21-17
10/03/10 at Pit.	4 plays, 40 yards in 0:36	Houshmandzadeh 18-yard pass from Flacco	0:32	17-14
10/24/10 vs. Buf.	4 plays, 9 yards in 1:58	Cundiff 38-yard field goal	10:54 (OT)	37-34
12/19/10 vs. NO	5 plays, 66 yards in 1:31	Cundiff 32-yard field goal	10:03	27-24 (30-24 final)
10/30/11 vs. Ari.	5 plays, 37 yards in 0:52	Cundiff 25-yard field goal	0:00	30-27
11/06/11 at Pit.	13 plays, 92 yards in 2:16	T. Smith 26-yard pass from Flacco	0:08	23-20
11/24/11 vs. SF	16 plays, 76 yards in 7:34	Pitta 8-yard pass from Flacco	14:56	13-6 (16-6 final)
09/23/12 vs. NE	7 plays, 70 yards in 1:55	Tucker 27-yard field goal	0:00	31-30
11/04/12 at Cle.	9 plays, 81 yards in 4:22	T. Smith 19-yard pass from Flacco	4:26	22-15 (25-15 final)
11/25/12 at SD	12 plays, 40 yards in 3:09	Tucker 38-yard field goal	0:00	13-13
	12 plays, 69 yards in 3:49	Tucker 38-yard field goal	1:07 (OT)	16-13
01/12/13 at Den. (Div.)	3 plays, 77 yards in :38	J. Jones 70-yard pass from Flacco	0:31	35-35
	6 plays, 16 yards in 2:33	Tucker 47-yard field goal	13:18 (2OT)	38-35
10/06/13 at Mia.	7 plays, 34 yards in 2:25	Tucker 44-yard field goal	1:42	26-23
11/10/13 vs. Cin.	8 plays, 28 yards in 4:34	Tucker 46-yard field goal	5:27 (OT)	20-17
12/08/13 vs. Min.	5 plays, 80 yards in 0:41	M. Brown 9-yard pass from Flacco	0:04	29-26
12/16/13 at Det.	7 plays, 24 yards in 1:43	Tucker 61-yard field goal	0:38	18-16
09/21/14 at Cle.	6 plays, 37 yards in 1:58	Tucker 32-yard field goal	0:00	23-21
12/28/14 vs. Cle.	2 plays, 69 yards in :50	T. Smith 16-yard pass from Flacco	7:33	13-10 (20-10 final)
10/01/15 at Pit.	7 plays, 45 yards in :58	J. Tucker 42-yard field goal	0:03	20-20
	8 plays, 32 yards in 4:33	J. Tucker 52-yard field goal	5:08 (OT)	23-20
11/01/15 vs. SD	9 plays, 59 yards in 2:27	J. Tucker 39-yard field goal	0:00	29-26
11/22/15 vs. STL	5 plays, 12 yards in :54	J. Tucker 47-yard field goal	0:00	16-13
09/18/16 at Cle.	5 plays, 27 yards in 2:35	J. Tucker 49-yard field goal	11:19	22-20 (25-20 final)
09/25/16 at Jax.	8 plays, 22 yards in 1:57	J. Tucker 54-yard field goal	1:02	19-17

# TERRELL SUGGS NOTES



**55 SUGGS**  
**16TH SEASON**  
**7 PRO BOWLS**  
**2011 NFL DPOY**  
**6-3, 265**  
**OUTSIDE LINEBACKER**

## SUGGS SIZZLES

**OLB Terrell Suggs**, the 2011 Defensive Player of the Year and Ravens' all-time sacks leader (128), produced a team-high 11 sacks (his seventh year with double-digit totals) during the 2017 campaign, earning his seventh Pro Bowl honor. "Sizzle" also ranks No. 2 in career Ravens tackles (914).

### RAVENS ALL-TIME SACKS

Rk.	Player (Years)	Sacks
1.	<b>Terrell Suggs (2003-18)</b>	<b>128.0</b>
2.	Peter Boulware (1997-2005)	70.0
3.	Michael McCrary (1997-2002)	51.0
4.	Ray Lewis (1996-2012)	41.5
5.	Adalius Thomas (2000-06)	38.5

### RAVENS ALL-TIME TACKLES

Rk.	Player (Years)	Tackles
1.	Ray Lewis (1996-2012)	2,643
2.	<b>Terrell Suggs (2003-18)</b>	<b>914</b>
3.	Kelly Gregg (2001-10)	721
4.	Ed Reed (2002-12)	661
5.	Haloti Ngata (2006-14)	528

*"It's a no-brainer. He's such a phenomenal football player and leader. Everything he brings to the game of football is special."  
 – Ben Roethlisberger, Steelers QB, on if Terrell Suggs should be a Hall of Fame player*

## SUGGS' STANDINGS

### SUGGS' CAREER SACKS (Most vs. a Single Team)

1. Cleveland Browns ..... 18
2. Pittsburgh Steelers ..... **15**
3. Cincinnati Bengals .... 12.5
4. Miami Dolphins ..... 8.5

**Note:** Including playoffs, Suggs has totaled 20 sacks vs. Pittsburgh.

### RAVENS SACKS LEADERS (2018 Season)

1. **Terrell Suggs** ..... **2.5**
2. Za'Darius Smith ..... 2
- Tavon Young ..... 2
4. Tim Williams ..... 1
- Kenny Young ..... 1
6. Matthew Judon ..... 0.5

### RAVENS SACKS LEADERS (Single-Season Records)

1. Elvis Dumervil (2014) ..... 17
2. Peter Boulware (2001) ..... 15
3. Michael McCrary (1998) .. 14.5
4. **Terrell Suggs (2011)** ..... **14**
5. Trevor Pryce (2006) ..... 13
6. **Terrell Suggs (2014, 2003)** .. **12**

### RAVENS FORCED FUMBLES (Career Leaders)

1. **Terrell Suggs** ..... **37**
2. Ray Lewis ..... 20
3. Adalius Thomas ..... 17
4. Peter Boulware ..... 13
5. Ed Reed ..... 11
6. Jarret Johnson ..... 9

## ALL-TIME NFL SACK LEADERS

**OLB Terrell Suggs'** 128 career sacks rank second among active players and tie Hall of Famer Rickey Jackson for 15th in NFL history.

### NFL SACKS LEADERS / ALL TIME

Rk.	Player	Sacks
1.	Bruce Smith*	200.0
2.	Reggie White*	198.0
3.	Kevin Greene*	160.0
4.	Julius Peppers (active) ..	154.5
5.	Chris Doleman*	150.5
6.	Michael Strahan*	141.5
7.	Jason Taylor*	139.5
8.	DeMarcus Ware	138.5
9.	Richard Dent*	137.5
	John Randle*	137.5
11.	Jared Allen	136.0
12.	John Abraham	133.5
13.	Leslie O'Neal	132.5
	Lawrence Taylor*	132.5
15.	<b>Terrell Suggs (active)</b> ..	<b>128.0</b>
	Rickey Jackson*	128.0
17.	Derrick Thomas*	126.5

\* Pro Football Hall of Famer



**Suggs' Career Sacks**  
(tied, 15th All Time)



**Defenders w/ Most Sacks for a Franchise**

Bruce Smith (Buf.)	171
Michael Strahan (NYG)	141.5
Lawrence Taylor (NYG)	132.5
Jason Taylor (Mia.)	131
<b>Terrell Suggs (Bal.)</b>	<b>128</b>

## A PLAYOFF PERFORMER

**OLB Terrell Suggs** has posted 12.5 sacks in the playoffs, producing a mark that ranks third in all-time NFL postseason history.

### NFL POSTSEASON SACKS LEADERS / ALL TIME

Rk.	Player	Sacks	Yards
1.	Willie McGinest	16.0	113.5
2.	Bruce Smith	14.5	109.5
3.	<b>Terrell Suggs</b>	<b>12.5</b>	<b>79.0</b>

## VETERAN DEFENDERS

### MOST REGULAR SEASON GAMES PLAYED (Active NFL Defenders)

Rk.	Player (Year Entered NFL)	Games
1.	DE Julius Peppers (2002)	253
2.	<b>OLB Terrell Suggs (2003)</b>	<b>216</b>
3.	S Mike Adams (2004)	209

## SUGGS A STRIP-SACK ARTIST

### MOST CAREER STRIP-SACKS (Active NFL Defenders)

Rk.	Players	Strip-Sacks
1.	Julius Peppers (Car.)	37
2.	<b>Terrell Suggs (Bal.)</b>	<b>31</b>

**Note:** Suggs tallied 4 strip-sacks in 2017.

- ✓ *The Ravens are 74-30 all time when Suggs records at least a half-sack, 20-1 when he tallies 2-or-more sacks and 5-0 when he has 3 sacks.*
- ✓ *Suggs is the only active NFL player with 900 tackles, 100 sacks & 30 FFs.*





# C.J. MOSLEY NOTES

## MOSLEY MANS THE MIDDLE

NFL DEFENDERS W/ 450 TACKLES, 5 INTs & 5 SACKS  
(Since 2014)

Player (Team)	Tackles	INTs	Sacks
Luke Kuechly (Car.)	524	10	7.5
<b>C.J. Mosley (Bal.)</b>	<b>474</b>	<b>8</b>	<b>8.0</b>
Telvin Smith (Jax.)	470	7	7.5



**57 MOSLEY**  
**5TH SEASON**  
**3 PRO BOWLS**  
**6-2, 250**  
**INSIDE LINEBACKER**

## C.J.'s STOPS

LB **C.J. Mosley**, Baltimore's 2014 first-round draft pick and a three-time Pro Bowler (including in 2017), owns the NFL's fifth-most total tackles (474) over the past four-plus seasons.

### NFL'S TACKLE LEADERS (Since 2014)

Rk.	Player (Team)	Tackles
1.	Bobby Wagner (Sea.)	530
2.	Luke Kuechly (Car.)	524
3.	Preston Brown (Cin.)	508
	Lavonte David (TB)	508
<b>5.</b>	<b>C.J. Mosley (Bal.)</b>	<b>474</b>
6.	Telvin Smith (Jax.)	470
7.	Demario Davis (NO)	463
8.	K.J. Wright (Sea.)	456
9.	Lawrence Timmons (FA)	449
10.	Christian Kirksey (Cle.)	414

## A TACKLE MACHINE

In 2017, three-time Pro Bowler LB **C.J. Mosley** ranked eighth in the NFL in total tackles (132). He tallied 11 TFL, 2 INTs (1 for a 63-yard TD), 1 sack, 3 FRs and 3 FFs to earn All-Star honors.

### NFL'S TACKLES LEADERS / 2017 SEASON

Rk.	Player	Total Tackles	Solo
1.	Preston Brown (Buf.)	144	84
2.	Blake Martinez (GB)	142	94
	Joe Schobert (Cle.)	142	85
4.	Deion Jones (Atl.)	138	91
	Christian Kirksey (Cle.)	138	86
6.	Demario Davis (NYJ)	135	97
7.	Bobby Wagner (Sea.)	133	97
<b>8.</b>	<b>C.J. Mosley (Bal.)</b>	<b>132</b>	<b>96</b>

## MOSLEY QUICK HITS

- ✓ In 2017, LB **C.J. Mosley** tallied 132 total tackles, 11 TFL, 2 INTs (1 for a 63-yard TD), 1 sack, 3 FRs and 3 FFs to earn his third Pro Bowl honor.
- ✓ Mosley was the NFL's only player with at least 125 tackles, 3 sacks and 2 INTs in 2014, when he finished second to DT Aaron Donald in the 2014 NFL Defensive Rookie of the Year voting.
- ✓ Mosley (2014), Daryl Smith (2013) & Ray Lewis (1998, 1999, 2000 & 2001) are the only Raven defenders to register at least 115 tackles, 3 sacks and 2 INTs in a single season.
- ✓ Mosley is the first-ever Ravens rookie to earn Pro Bowl honors (2014).

**474**

Total Tackles  
NFL's 5th Most  
Since 2014

**132**

Total Tackles  
Ravens Most in 2017  
(Eighth in NFL)

**3**

2017 NFL Defenders  
w/ 120 tackles, 10 TFL, 2 INTs & 1 sack  
(Mosley, Deion Jones & Bobby Wagner)

**1**

NFL Defender (Mosley)  
since 2014 w/ 450 tackles,  
8 sacks & 8 INTs

## 'BACKER THEFTS

LB **C.J. Mosley** has produced the NFL's second-most INTs by a linebacker (8) since he entered the NFL in 2014. Mosley had 2 thefts in 2017, including a 63-yard pick-6 in Week 8 vs. the Dolphins.

### INTS / LBS / Since 2014

1.	Luke Kuechly (Car.)	10
<b>2.</b>	<b>C.J. Mosley (Bal.)</b>	<b>8</b>
3.	Thomas Davis (Car.)	7
	Deion Jones (Atl.)	7
	Jordan Hicks (Phi.)	7
	Ryan Shazier (Pit.)	7
	Telvin Smith (Jax.)	7

### INTS / RAVENS LINEBACKERS (All-Time Career Leaders)

1.	Ray Lewis	31
<b>2.</b>	<b>C.J. Mosley</b>	<b>8</b>
3.	Terrell Suggs	7
4.	Adalius Thomas	6
5.	Daryl Smith	5

### INTS / RAVENS LINEBACKERS (Single-Season History)

1.	Ray Lewis (2003)	6
<b>2.</b>	<b>C.J. Mosley (2016)</b>	<b>4</b>
3.	Zachary Orr (2016)	3
	Ray Lewis (3 times)	3
	Daryl Smith (2013)	3



# YANDA, B. WILLIAMS & JUDON NOTES



**73 YANDA**  
12TH SEASON  
6 PRO BOWLS  
6-3, 305  
GUARD

### STANDING GUARD

**G Marshal Yanda**, considered one of the greatest players to ever wear a Ravens uniform and an elite NFL lineman, has been to six-career Pro Bowls, which stand fifth in franchise history. In Week 1 vs. Buffalo, he helped the Ravens post the third-largest margin of victory (+44) in team history in a 47-3 win.

#### MOST PRO BOWLS (Ravens History)

LB Ray Lewis . . . . .	13
T Jonathan Ogden . . . . .	11
S Ed Reed . . . . .	9
OLB Terrell Suggs . . . . .	7
<b>G Marshal Yanda . . . . .</b>	<b>6</b>



**Career Pro Bowls**  
tied for second most  
among active O-linemen

*“Only the elite of the elite guards earn serious Hall of Fame consideration. Yanda belongs in that realm.”*  
– Childs Walker, *The Baltimore Sun*

### PERENNIAL PRO BOWLER

- ✓ 2016 marked the sixth-straight Pro Bowl invitation for **G Marshal Yanda**, who was drafted (third round) by the Ravens in 2007.
- ✓ The 12-year veteran has played in 149 games (138 starts) during his career, ranking as the second-most games played among offensive linemen in Ravens history (Jonathan Ogden – 177).
- ✓ Prior to the 2015 campaign, Ravens’ season ticket holders voted Yanda as one of the Top 10 players in the franchise’s 20-year existence.

#### MOST PRO BOWL SELECTIONS (Active NFL Offensive Linemen)

Rk.	Player (Team)	Pro Bowls
1.	T Jason Peters (Phi.)	9
<b>2.</b>	<b>G Marshal Yanda (Bal.)</b>	<b>6</b>
	C Maurkice Pouncey (Pit.)	6
	T Joe Staley (SF)	6
	T Trent Williams (Was.)	6



**3.88**  
Ravens Opp. Rush Avg.  
w/ Williams as a Starter  
(NFL’s 5th best since ‘14)



**3**  
Ravens 2017 Run “D”  
Ranking Weeks 8-17  
(84.8 Rush YPG Allowed)



**98 WILLIAMS**  
6TH SEASON  
6-1, 336  
DEFENSIVE TACKLE

### WILLIAMS ANCHORS RUN “D”

DT **Brandon Williams** continued to be a powerful force in the trenches in 2017, even though he missed Weeks 3-6 (four games) with a toe injury. During that time, Baltimore struggled to stop the run. Over the final nine games, however, with Williams at full strength, the Ravens were stout battling opposing ground games.

#### 2017 RUSHING YPG ALLOWED (Weeks 8-17 / Last 9 Games)

1. Arizona Cardinals . . . . . 77.0
2. Tennessee Titans . . . . . 79.9
- 3. Baltimore Ravens . . . . . 84.8**
4. Philadelphia Eagles . . . . . 88.7

#### 2017 10-YARD+ RUNS ALLOWED (Weeks 8-17 / Last 9 Games)

1. Minnesota Vikings . . . . . 13
2. Arizona/Tennessee . . . . . 16
4. New York Jets . . . . . 17
- 5. Baltimore Ravens . . . . . 18**



**1**  
AFC Def. POW Award  
2017 Week 11 vs. GB



**8**  
Sacks in 2017  
Second on the Team



**17**  
Tackles for Loss  
2017: Most on Team &  
Tied for Fourth in NFL



**99 JUDON**  
3RD SEASON  
6-3, 261  
OLB

### ALL-AROUND DEFENDER

#### NFL DEFENDERS / 2017 SEASON

(w/ at Least 55 Tackles, 15 TFL, 5 Sacks, 2 FFs & 1 FR)

Defender	Tackles	TFL	Sacks	FFs	FRs
<b>Matthew Judon (Bal.)</b>	<b>58</b>	<b>17</b>	<b>8.0</b>	<b>2</b>	<b>1</b>
Jadeveon Clowney (Hou.)	59	21	9.5	2	2
Von Miller (Den.)	57	17	10.0	2	1

**Note:** Judon’s 17 TFL rank fourth in a Ravens’ single season since the stat began being tracked in 2008. The record is 20 set by OLB Terrell Suggs in 2011, while Suggs also had 19 (2008) & 18 (2010).





# CRABTREE, BROWN & SNEAD IV NOTES

## TOUCHDOWN TRIOS

In Week 1's 47-3 win over Buffalo, three Ravens wideouts (**John Brown**, **Michael Crabtree** & **Willie Snead IV**) each caught a touchdown. It marked just the fifth time in franchise history (and first since 2014) that such a feat was accomplished.

### GAMES WITH A TD CATCH BY THREE DIFFERENT RECEIVERS (Ravens History)

- 9/9/18 vs. Buf. – Ravens 47, Bills 3**
  - John Brown, Michael Crabtree, Willie Snead IV
- 10/12/14 at TB – Ravens 48, Bucs 17**
  - Kamar Aiken, Michael Campanaro, Torrey Smith, Steve Smith Sr.
- 12/5/99 vs. Ten. – Ravens 41, Titans 14**
  - Justin Armour, Jermaine Lewis, Patrick Johnson
- 11/1/98 vs. Jax. – Jaguars 45, Ravens 19**
  - Patrick Johnson, Jermaine Lewis, Floyd Turner
- 10/27/96 vs. STL – Ravens 37, Rams 31**
  - Derrick Alexander, Michael Jackson, Floyd Turner

*"We have guys who allow us to attack defenses in a lot of different ways. They are really good football players who we expect big things from."*

*– Joe Flacco on his new WRs*

**18.5**

Brown's 2018 YPC Avg.  
NFL's sixth-best mark (min. 10 rec.)



**13 BROWN**  
**5TH SEASON**  
**5-11, 178**  
**WIDE RECEIVER**

**83 SNEAD IV**  
**4TH SEASON**  
**5-11, 205**  
**WIDE RECEIVER**



## RAVENS NEW WIDEOUTS

In addition to **WR Michael Crabtree** (Oak.), the Ravens signed free agents **WR John Brown** (unrestricted, Ari.) and **WR Willie Snead IV** (restricted, NO) in 2018. Below are notes about the duo:

- Through three games, Brown leads Baltimore with 222 receiving yards and 2 TDs on 12 catches. Brown's 18.5 ypc average ranks sixth best in the NFL (min. 10 catches).
- Snead IV ranks third on the team with 142 receiving yards and 1 TD on 12 catches. An impressive 9 of his catches have earned first downs this season.

**15 CRABTREE**  
**10TH SEASON**  
**6-1, 215**  
**WIDE RECEIVER**



**15**

Ravens Team-High Receptions in 2018

**6**

Catches Needed to Reach 600 for His Career

## SCORING THREAT

### MOST NFL RECEIVING TOUCHDOWNS (Since 2015)

Rk.	Player (Team)	TDs
1.	Antonio Brown (Pit.)	33
2.	Doug Baldwin (Sea.)	29
	DeAndre Hopkins (Hou.)	29
4.	Michael Crabtree (Bal.)	26
	Davante Adams (GB)	26
	Odell Beckham Jr. (NYG)	26
	A.J. Green (Cin.)	26

**2**

NFL Players Crabtree & Antonio Brown to record at least 8 TD catches in each of the past three full seasons (2015-17)

## KING CRAB NOTES

**WR Michael Crabtree**, a 10-year NFL veteran, signed with the Ravens as a free agent this past spring. Through three games, he has tallied a team-high 15 catches for 155 yards and 1 TD. Here are several career fast facts about the standout wideout:

- Crabtree has produced at least 8 receiving TDs in a season four times, including in each of the past three years (9 – 2015, 8 – 2016 & 8 – 2017).
- His 25 receiving TDs since 2015 (see chart above) tie for the NFL's fourth most.
- Crabtree and Steelers WR Antonio Brown are the only NFL players to post at least 8 TD catches in each of the past three full seasons.
- Crabtree has totaled at least 85 catches in a season three times, with a career-high 89 during the 2016 campaign (earned Pro Bowl alternate honors).
- He has twice surpassed 1,000 receiving yards, tallying a career-high 1,105 (on 85 receptions) in 2012.

## RED ZONE & TD FAST FACTS

- ✓ *When Crabtree scores at least 1 receiving TD, his team has produced a 29-12-1 record. When he has 2 TDs, they are 6-2.*
- ✓ *Of Crabtree's 52 career receiving TDs, 26 have come in the red zone.*
- ✓ *Since 2015, 14 of Crabtree's 26 receiving TDs occurred in the red zone.*





# JEFFERSON, HUMPHREY & CARR NOTES



## DROPPIN' FOR LOSS

### 23 JEFFERSON

6TH SEASON  
5-11, 211  
SAFETY

Since 2015, **S Tony Jefferson** leads the NFL in tackles for loss by a DB, with 26 such stops, including 7 in his first year (2017) with the Ravens. While with Arizona in 2016, his 13 TFL led all NFL defensive backs. The 13 stops also rank as the NFL's most by a DB in a season since the stat began being tracked in 2008.

### MOST TACKLES FOR LOSS / NFL DEFENSIVE BACKS / SINCE 2015

Rk.	Player	Tackles for Loss
1.	Tony Jefferson (Bal.)	26
2.	Reshad Jones (Mia.)	20
	Tyrann Mathieu (Hou.)	20
4.	Kenny Vaccaro (Ten.)	19

*"No disrespect to any of the guys I've played with, but it's nice not to have to explain why I do certain things or why I'm doing this in this coverage. From Day One, [Jefferson] already had a feel for how I play and how to work off me. ... It frees me up a lot more mentally. I don't have to tell him after each play why I did this or, before the snap, say, 'Let's do this.' He already knows. That is just light years ahead of most guys I've played with. I've loved every guy I've played with, but he's just on another level."*

– Eric Weddle, Ravens Safety



**TACKLES FOR LOSS**  
Fifth (tied) Among  
NFL Safeties in 2017



**TACKLES FOR LOSS**  
Most Among NFL  
Safeties since 2015



**TOTAL TACKLES**  
Seventh Among NFL  
DBs since 2015

## JEFFERSON MAKES HIS MARK

### MOST SINGLE-SEASON TACKLES FOR LOSS / NFL DBs / SINCE 2008

Rk.	Player	Year	Tackles for Loss
1.	Tony Jefferson (Ari.)	2016	13
2.	Antoine Winfield (Min.)	2008	12
3.	Six Players	n/a	11

### 29 HUMPHREY

2ND SEASON  
6-0, 197  
CORNERBACK



## MARLON MAKES BIG DEBUT

**49.6**

Defensive passer rating in 2017 by **CB Marlon Humphrey**, who proved to be a promising defender during his rookie season. This figure ranked fourth best in the NFL among CBs targeted at least 15 times.

**2**

Interceptions by Humphrey in 2017, part of the Ravens' NFL-high 22 picks on the season.

### 24 CARR

11TH SEASON  
6-0, 210  
CORNERBACK



**Career Interceptions**  
(including 5 with Ravens)



**Interceptions**  
in 2017, tied (2011)  
for a career  
high

## CARR A STEADY VETERAN

### BALTIMORE INTERCEPTIONS (Since Carr's 2017 Ravens Arrival)

Rk.	Player	INTs
1.	Eric Weddle	6
2.	Brandon Carr	5
3.	Jimmy Smith	3
4.	Four players	2

### NFL INTERCEPTIONS (2017 Season)

Rk.	Team	INTs
1.	Baltimore	22
2.	Jacksonville	21
3.	New Orleans	20
4.	Detroit	19
	Philadelphia	19

**Quick Hit:** Brandon Carr's 12 PD ranked No. 1 on the team in 2017.



# SAM KOCH NOTES

## SOARING WITH SAM

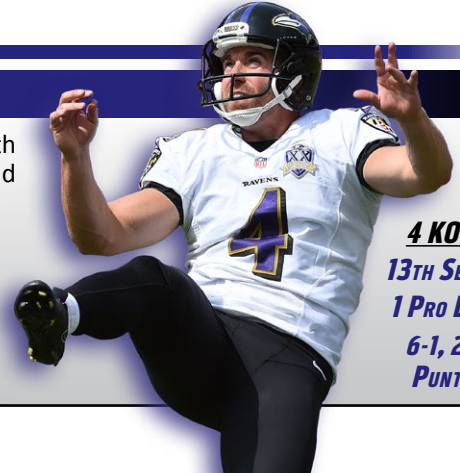
Pro Bowl **P Sam Koch** owns a 45.3 career gross average and 39.5 career net, both marks that rank first in Ravens history. In 2014, Koch posted a career-high and Ravens franchise-record 47.4-yard gross and 43.3-yard net average.

### CAREER GROSS PUNTING AVG. (Ravens History)

Rk.	Player	Avg.
1.	Sam Koch	45.3
2.	Greg Montgomery	43.2
3.	Dave Zastudil	41.6

### CAREER NET PUNTING AVG. (Ravens History)

Rk.	Player	Avg.
1.	Sam Koch	39.5
2.	Greg Montgomery	37.2
3.	Kyle Richardson	35.4



**4 KOCH**  
**13TH SEASON**  
**1 PRO BOWL**  
**6-1, 222**  
**PUNTER**

## KOCH DOMINATED

No punter in 2017 was more dominant at pinning opponents deep in their own territory than **P Sam Koch**.

### PUNTS INSIDE 20

1.	Sam Koch	40
2.	Chris Jones	34
3.	Two Players	33

### PUNTS INSIDE 10

1.	Sam Koch	16
2.	Marquette King	14
3.	Three Players	13

### PUNTS INSIDE 5

1.	Andy Lee	6
2.	Sam Koch	5
	Three Others	5

*"He is composed, he is resilient, and he's not easily rattled. People don't really expect it from a punter, but I definitely think Sam Koch carries that special Raven persona."*

*— Terrell Suggs, Ravens Outside Linebacker*

## SAM IN THE 20

**P Sam Koch** is the Ravens' all-time leader in punts inside the 20 (362). In 2017, he posted a franchise-record 40 boots inside the 20, which ranked as the NFL's most.

\* In 2017, Koch's 40 punts inside the 20 ranked No. 1 in the NFL.

### PUNTS INSIDE THE 20 (Ravens All-Time History)

Rk.	Player	In 20
1.	Sam Koch	362
2.	Kyle Richardson	128
3.	Dave Zastudil	89

### PUNTS INSIDE THE 20 (Ravens Single Seasons)

Rk.	Player (Year)	In 20
1.	Sam Koch (2017)*	40
2.	Sam Koch (2010)	39
	Kyle Richardson (1999)	39

## RAVENS IRONMAN

### RAVENS CONSECUTIVE GAMES PLAYED / ALL-TIME STREAKS

Rk.	Player	Games	Years
1.	Sam Koch	195	2006-present
2.	Jarret Johnson	129	2003-11
3.	Joe Flacco	122	2008-15

### BALTIMORE RAVENS MOST ALL-TIME GAMES PLAYED

Rk.	Player	Games	Years
1.	Ray Lewis	228	1996-2012
2.	Terrell Suggs	212	2003-present
3.	Matt Stover	207	1996-2008
4.	Sam Koch	195	2006-present
	Jonathan Ogden	177	1996-2007

## PINNING 'EM DEEP

Dating back to 2006, when he entered the NFL, **P Sam Koch**'s 362 punts inside the 20 rank second in the NFL.

### NFL PUNTS INSIDE THE 20 / SINCE 2006

Rk.	Player	In 20
1.	Dustin Colquitt (KC)	398
2.	Sam Koch (Bal.)	362
3.	Andy Lee (Ari.)	337

In 2017, Koch twice earned AFC Special Teams Player of the Week honors (Week 12 vs. Hou. & Week 15 at Cle.). He is the first punter to win multiple POW awards in a single season since Buffalo's Brian Moorman in 2006.

## PRO BOWL PUNTER



In his 10th season (2015), **P Sam Koch** was finally named to his first Pro Bowl, as the standout punter's net average (42.9) ranked No. 2 in the NFL, while his gross average (46.7) was ninth. Koch also dominated the league in 2014, producing the No. 1 net (43.3) and No. 3 gross (47.4) averages.

## NOTE THE QUOTE

*ESPN.com's Kevin Seifert on Sam Koch's arsenal of punts:*

"Some are designed to hook toward the sideline with maximum hang time. Others use an intentionally low trajectory to aid coverage teams. He has a knuckler and one kick that drops, from the returner's perspective, roughly in the shape of the letter 'S.' He's debuted a 'boomerang' punt that does just what you would imagine it might. Most, but not all, of these punts are intended to discourage a clean catch and minimize the return.

"It's not unusual for NFL punters to develop a 'changeup' of sorts, but no one has ever had multiple options at the ready. ... The NFL changes every day, but there are only a few moments in each generation when it transforms. This is one of them. In plain sight, Sam Koch and the Ravens have introduced a new way to punt."



**Punts In 20**  
NFL's Fourth Most Since 2014



**Net Punt Average**  
NFL's Fourth Best Since 2014



**Gross Punt Average**  
NFL's Seventh Best Since 2014



# JUSTIN TUCKER NOTES

## TUCKER THE ALL-TIME BEST

**K Justin Tucker**, the most accurate kicker of all time, has hit 207 of 230 FGAs to post a 90.0% mark. Tucker has connected on eight-consecutive FGAs of 50-plus yards dating back to 2017, while he is 18-of-20 on such kicks since the 2016 campaign.

### BEST CAREER FIELD GOAL PERCENTAGE (NFL History / Min. 100 Att.)

Rk.	Player	FGM-FGA	Pct.
1.	Justin Tucker	207-230	90.0
2.	Dan Bailey	186-211	88.2
3.	Stephen Gostkowski	345-394	87.6
4.	Stephen Hauschka	225-258	87.2
	Robbie Gould	333-382	87.2



**9 TUCKER**  
7TH SEASON  
2 PRO BOWLS  
6-1, 183  
KICKER

In 2017's Week 16 win vs. the Colts, Tucker (then 802 points) became the fastest pure kicker in league history to reach the 800 milestone, doing so in his 95th game. Of overall players, only Gino Cappelletti (a WR/PK combo from 1960-70) did it faster (93 games).

## TUCKER'S CAREER STATS

Year	1-19	20-29	30-39	40-49	50+	Total	Pct.	LG	PAT	Pts
2012	0-0	8-8	8-8	10-13	4-4	30-33	90.9	56	42-42	132
2013	0-0	10-10	12-13	10-11	6-7	38-41	92.7	61	26-26	140
2014	0-0	10-10	11-11	4-4	4-9	29-34	85.3	55	42-42	129
2015	0-0	10-10	9-9	10-11	4-10	33-40	82.5	52	29-29	128
2016	0-0	4-4	10-11	14-14	10-10	38-39	97.4	57	27-27	141
2017	0-0	7-7	11-11	11-12	5-7	34-37	91.9	57	39-39	141
2018	0-0	0-0	1-1	1-2	3-3	5-6	83.3	55	10-10	25
<b>Totals</b>	<b>0-0</b>	<b>49-49</b>	<b>62-64</b>	<b>60-67</b>	<b>36-50</b>	<b>207-230</b>	<b>90.0</b>	<b>61</b>	<b>215-215</b>	<b>836</b>



FGs Made  
NFL's Most  
Since 2012



Points Scored  
NFL's Second  
Most Since 2012



Career FG Pct.  
Best Mark  
in NFL History



40-Plus-Yard FGs  
NFL's Most  
Since 2012



50-Plus-Yard FGs  
NFL's Most  
Since 2012



Career Games  
w/ Dual 50+ FGs Made  
(Most in NFL History)

## 2016: PERHAPS THE BEST YEAR EVER

In 2016, All-Pro **K Justin Tucker** connected on 38 of 39 FGAs (lone miss was a block), posting the fifth-best pct. in NFL single-season history. In addition to making 35-straight FGAs at one point (tied for fifth-best streak ever), here are facts about his remarkable season, arguably the best ever by a kicker:

- ✓ Tucker's 38 FGs made ranked No. 1 in the NFL. He was also 27-of-27 on PATs. An NFL single-season record 24 of Tucker's 38 FGs made in 2016 came from 40 yards or beyond.
- ✓ Tucker's 10 FGs of 50-plus yards are a Ravens' single-season record. They tie (Blair Walsh, 2012) for the most in NFL history. (Tucker was a perfect 10-for-10 from 50 yards and out during the 2016 season.)
- ✓ Tucker's 141 points ranked second in the league only behind Atlanta's Matt Bryant (158).
- ✓ In Week 12 vs. Cincy, Tucker became just the ninth kicker in league history to make 3 FGs of 50-plus yards in a single game (52, 57 & 54). He is also the first kicker in NFL history to make 3 FGs of 50-plus yards in the first half of a game. (These feats earned him AFC ST POW honors.)

### BEST FG PERCENTAGE / NFL SINGLE-SEASON HISTORY

Rk.	Player (Team)	FGM-FGA	Pct.
1.	Gary Anderson (1998)	35-35	100.0
	Mike Vanderjagt (2003)	37-37	100.0
	Jeff Wilkins (2000)	17-17	100.0
	Tony Zendejas (1991)	17-17	100.0
5.	Justin Tucker (2016)	38-39	97.4

## TUCKER TIDBITS

- ✓ Since PATs were moved back in 2015, Tucker (105-of-105) is the only NFL kicker yet to miss.
- ✓ Tucker is a four-time AFC Special Teams Player of the Month, which ranks one more than legends S Ed Reed & K Matt Stover for the most POM awards in Ravens history. (Tucker has also earned seven AFC Special Teams Player of the Week honors.) "Tuck" earned his fourth POM award in Nov. 2017, going 8-for-8 on FGAs and 6-for-6 on PATs.
- ✓ Tucker's 6 FGs on 12/16/13 at Det. set a team record and a single-game NFL high in 2013. Against the Lions, he became the first NFL kicker ever to connect from the 20-, 30-, 40-, 50- & 60-yard range in a game.
- ✓ Tucker's 93.1 career FG% when kicking on grass (108-of-116) ranks as the NFL's best of all time.
- ✓ Tucker's 92.5 career FG% (99-of-107) in the second half/overtime ranks as the NFL's best second half/OT mark of all time.





# JUSTIN TUCKER & ERIC WEDDLE NOTES

## TUCK'S CHART TALK

### MOST FIELD GOALS MADE / SINCE 2012

Rk.	Player (Team)	FGM
1.	Justin Tucker (Bal.)	207
2.	Stephen Gostkowski (NE)	204
3.	Stephen Hauschka (Buf.)	184
4.	Adam Vinatieri (Ind.)	178
5.	Matt Bryant (Atl.)	171

### MOST NFL POINTS / SINCE 2012

Rk.	Player (Team)	Points
1.	Stephen Gostkowski (NE)	922
2.	Justin Tucker (Bal.)	836
3.	Stephen Hauschka (Buf.)	786
4.	Matt Bryant (Atl.)	760
5.	Adam Vinatieri (Ind.)	759

### CONSECUTIVE FIELD GOALS MADE (All-Time NFL Streaks)

Rk.	Kicker (Years)	FGs Made
1.	Adam Vinatieri (2015-16)	44
2.	Mike Vanderjagt (2002-04)	42
3.	Gary Anderson (1997-98)	40
4.	Matt Stover (2005-06)	36
5.	Justin Tucker (2015-16) Adam Vinatieri (2013-14)	35

### BEST NFL FIELD GOAL PERCENTAGE (2016 Season)

Rk.	Player (Team)	FGM-FGA	Pct.
1.	Justin Tucker (Bal.)	38-39	97.4
2.	Matt Bryant (Atl.)	34-37	91.9
3.	Ryan Succop (Ten.)	22-24	91.7
4.	Stephen Hauschka (Sea.)	33-37	89.2
5.	Cairo Santos (KC)	31-35	88.6
6.	Two Players	27-31	87.1

### BEST FIELD GOAL PERCENTAGE / ROOKIES (NFL History)

Rk.	Player (Year)	FGM-FGA	Pct.
1.	Blair Walsh (2012)	35-38	92.1
2.	Justin Tucker (2012)	30-33	90.9
3.	Harrison Butker (2017)	38-42	90.5
4.	Cody Parkey (2014)	32-36	88.9
	Alex Henery (2011)	24-27	88.9
6.	Chandler Catanzaro (2014)	29-33	87.9

### BEST FIELD GOAL PERCENTAGE (Ravens Single-Season History)

Rk.	Player (Year)	FGM-FGA	Pct.
1.	Justin Tucker (2016)	38-39	97.4
2.	Matt Stover (2006)	28-30	93.3
3.	Justin Tucker (2013)	38-41	92.7
4.	Justin Tucker (2017)	34-37	91.9
5.	Justin Tucker (2012)	30-33	90.9

(min. 16 att.)

## TUCKER'S GAME-WINNERS

# 12

### Career game-winning FGs by K Justin Tucker:

- 2016: Week 3 at Jax., 53 yards
- 2016: Week 2 at Cle., 49 yards
- 2015: Week 11 vs. STL, 47 yards
- 2015: Week 8 vs. SD, 39 yards
- 2015: Week 4 at Pit., 52 yards OT
- 2014: Week 3 at Cle., 32 yards
- 2013: Week 15 at Det., 61 yards
- 2013: Week 10 vs. Cin., 46 yards OT
- 2013: Week 5 at Mia., 44 yards
- 2012: Div. at Den., 47 yards 2OT
- 2012: Week 12 at SD, 38 yards OT
- 2012: Week 3 vs. NE, 27 yards

# 8

Consecutive 50-plus-yard FGs made by **K Justin Tucker**, including 3 this season. His 36 successful career "50s" are the NFL's most since he entered the league in 2012.

# 18/20

50-yard FGs made/attempted by Tucker dating back to the 2016 season, producing an NFL-best 90% mark on such attempts (min. 5 kicks).


## THE SECONDARY'S SERGEANT

A five-time Pro Bowler (including two as a Raven), **S Eric Weddle's** 29-career INTs rank second among active safeties. In his first year (2016) as a Raven, he produced a team-high 4 picks (tied, C.J. Mosley) and 89 tackles. In 2017, he posted 6 INTs (including 1 "pick-6"), ranking as a team best and tying (A.J. Bouye) for third overall in the NFL.

### NFL INTERCEPTIONS LEADERS / ACTIVE NFL SAFETIES

Rk.	Player (Team)	INTs	Yards	TDs
1.	Reggie Nelson (Oak.)	36	486	1
2.	Eric Weddle (Bal.)	29	467	4
3.	Earl Thomas (Sea.)	28	417	2
4.	Mike Adams (Car.)	27	326	2

**32 WEDDLE**  
**12TH SEASON**  
**5 PRO BOWLS**  
**5-11, 200**  
**SAFETY**



### INTERCEPTIONS LEADERS / SAFETIES (Since 2016)

Rk.	Player (Team)	INTs	Yards	TDs
1.	Eric Weddle (Bal.)	10	177	1
	Ha Ha Clinton-Dix (GB)	10	105	0
3.	D.J. Swearinger Sr. (Was.)	9	56	0
4.	Three Players	8	n/a	n/a



**1**  
**Active NFL Safety**  
**(Weddle) w/ at least**  
**900 tackles, 25 INTs & 5 sacks**



**2**  
**Active NFL Safeties**  
**(Weddle & Reggie Nelson)**  
**w/ 25 INTs & 90 PD**



**6**  
**INTs in 2017**  
**Ranked Third in NFL**  
**(tied, A.J. Bouye)**

Weddle earned his first-ever AFC Defensive Player of the Week honor for his performance in 2017's Week 13 win over Detroit. In the game, he tallied 3 tackles, 1 strip-sack and a 45-yard interception return for a touchdown, leading the Ravens to a 44-20 victory.



# RAVENS IN OUR COMMUNITY

## HISPANIC HERITAGE LEADERSHIP AWARD

This year, the Baltimore Ravens selected Veronica Cool, founder and managing director of Cool & Associates LLC, as the recipient of the 2018 NFL Hispanic Heritage Leadership Award. Partnering together for the eighth-consecutive year, the NFL and the Hispanic Heritage Foundation present this award to local Hispanic leaders in each NFL market. Coinciding with the celebration of Hispanic Heritage Month, the award recognizes the contributions of local Hispanic leaders. Cool & Associates provides a multitude of services to the Hispanic community in Baltimore, including marketing, community outreach and financial services. Cool has been recognized by *The Baltimore Sun*, *Daily Record* and former First Lady Michelle Obama for her efforts in government, community service and business. Cool was recognized for her achievements and service to the Baltimore community at the Ravens game against the Denver Broncos on Sunday, Sept. 23.




## FLOCK ABOVE

This year, the Baltimore Ravens and Living Classrooms Foundation (LCF) have partnered to launch the inaugural "Flock Above" Mentorship Program. Through an application process, 10 young men (ninth-graders) from the LCF, representing varying Baltimore City High Schools, were selected to participate in this fundamental program. Starting on Tuesday, Sept. 18, participants began this annual, season-long commitment. A commitment was also made to the students by Ravens players, staff and LCF personnel. Tasked with helping these young men overcome the academic pressures of high school, navigate through the nuances of young adulthood and develop positive character through mentorship, Ravens and LCF staff will hold monthly enrichment meetings and facilitate positive interactions with the students throughout the season. The evening included a workout, leadership exercises, dinner and a special visit from Ravens **CB Brandon Carr**.



## ACT BOOKMOBILE & CLASSROOM DISTRIBUTION

On Monday, Sept. 24, Ravens staff, members of the Ravens All-Community Team (ACT) and Poe joined forces with the Ravens Bookmobile at Glenmount Elementary School in Baltimore City to distribute classroom supplies for teachers and faculty. In addition to the distribution, all students (pre-K through third grade) received books from the Maryland Book Bank. Prior to the distribution, Ravens **CB Brandon Carr** was on-site reading to the students of Glenmount. The Ravens ACT focuses on increasing corporate and community awareness of the Ravens Foundation, player foundations and associated local charitable organizations. This is done through a season-long NFL football competition between area and regional Baltimore-based business leaders and companies. ACT makes a positive impact in the Maryland area by strengthening the ties that bring the Ravens organization, its players and members of the corporate community together with activities and events throughout the year.







## JOHN HARBAUGH MONDAY PRESS CONFERENCE: WEEK 4 AT STEELERS

**Opening statement:** “Welcome. Good to see everybody here. We’ve had a chance to review the tape as a coaching staff and meet and go through everything and set our path going forward, in terms of what we need to do to keep building and improving and stacking and becoming a better football team. And then also, the challenge ahead, we’ve starting on the next game, which is Sunday night up in Pittsburgh, another primetime game in Pittsburgh. I think we’re getting pretty used to that. It seems like we’re there every year in primetime at night, one way or another, so we’re excited about that. And, I’m just proud of our team. You don’t look back too much. After tomorrow, we’ll get about probably 10 minutes, we’ll look at the game and then a little bit of tape, study it and try to build on it and improve, and then we’ll be moving on to Pittsburgh, so that’s kind of how we do it. There are a lot of twists and turns. You think you’re going to take a right, you take a left. You think the road is going to go down, it goes up, and it’s kind of how life is, and that’s how football games and football seasons seem to go. I think it’s a great metaphor for life that way, and I just appreciate the way our guys handled the twists and turns of the game and the season so far. We have a lot of character, and when you have that, you certainly have a chance, and I’m excited about that going forward.”

**The defensive line yesterday and linebacker, the pressure you put on the quarterback, could you talk a little bit about it? (Stan Charles)** “It’s really true, and I think we had 14 times where we were hitting him in some form or fashion – all legally, the right way, which certainly, I was very happy with. Three sacks, was it? And, a number of hits in pressure, so we forced the ball out quick. We also had some batted balls. The blitz, the pressure package was good. We had a few free runners. We came clean in a couple games. That was part of the plan, because their hard-setters, their flat-setters, they get their hands on you. They’re very strong when they get ahold of you, and we thought we wanted to pick them a little bit and run some games in there. That was good. But, I just thought the power of our rushes more than anything – getting off the ball, getting into their chest and pushing them back – was a big part of it.”

**As a follow-up to that though, without their holding penalties, you would’ve gotten a lot more hits and a lot more hurries. They must have had about 10 holding penalties yesterday. (Stan Charles) (Harbaugh shrugs.)**

**In going back and looking at the film, there were two plays that really seemed to upset the fans and, I’m sure, upset the coaching staff, maybe. One was the blocked field goal. What had you seen from that and in talking with the league? And, the other was the OLB Matthew Judon call on the ILB Patrick Onwuasor return. (Jerry Coleman)** “The Judon call ... The quarterback, Case [Keenum], was just trying to get out of bounds and get out of the way, and I think Matt was just trying to avoid him. That’s what he was trying to do. And yet, his hands kind of brushed Case’s back, and Case fell forward, so I understand what the officials saw there. We coach our guys very hard in all returns – special teams, or interception returns – to basically keep your hands off a player from behind no matter what, no matter what, and don’t grab anybody. That’s something we coach really hard. Matt does that, too. I would’ve liked for Matt to have been able to get his hands up, even if he would have run over Case and stepped on him, that’s ... Tangled up would have been one thing, but in trying to protect himself, it cost us a touchdown. Try to learn from that, although I don’t blame Matt for that.

“As far as the other play, we did talk to the league, and I can’t really speak for them. I’ll let them speak for them on it, but I think what we all thought was confirmed. There’s an element of being stationary, and they weren’t stationary. But still, the way we look at it is, we have to improve there. That should be blocked. We should protect that ‘A’ gap better. We know that. It shouldn’t even be an issue. But, [it was] as we all thought after the game last night.”

**How much better is the receiving corps this year? Not to insult the guys that were here last year, but all three of the guys that they’ve added, plus even your rookie tight end to really contribute, giving QB Joe Flacco a lot of targets. (David Ginsburg)** “I’m really pleased with all those guys. They’re playing really well. They made big plays. Willie Snead had some huge, huge conversions. [Denver] is a team that is the best third-down team in football. I think they were second last year and first this year. Ever since Coach [Vance] Joseph got there, they’ve been great on third down. Pressure, coverage, scheme – it’s all been excellent. We were 50 percent, and a number of those were the guys you were talking about making plays, whether it was Mark Andrews on the seam route on third-and-8, Willie Snead caught a couple slants over the middle, tight-window throws by Joe [Flacco]. Crabtree, Michael Crabtree came up big back-to-back in the first two, second or third drive, I think, where he kept those drives going for scores. And, John Brown made a couple big catches, especially the 40-yarder down the right sideline. So, those guys making plays for us has really just been so critical, and we want to keep building on that.”





**It seemed like OLB Za'Darius Smith had a really good game yesterday. Just curious, in his fourth year now, do you feel like he's at the point where he can, not play like that every week, but can build off a performance like that, and has expanded what he can do as a player? (Cliff Brown)** "He has. He's taken the next step. He's certainly raised his game to another level. He's always been a good player. He's a guy that didn't play a lot of football. I think he played two years or something in college, maybe a year in high school. He went to junior college. He's a guy that just was not a football player, so I think there was a big learning curve for him coming out. He's learned it now. He knows how to play fast. He knows all the little [nuances]. He's not making mistakes like he did before that would keep him off the field, and he's cutting it loose. He's really explosive. He's done a great job with the inside pass rush. That's been something that we've been looking for. He has filled that role very well, and then even when he's inside as a pass rusher, he's held up very well against the run. For a guy that's 275 [pounds] or so, that's pretty darn good. So yes, I'm very pleased with him."

**How would you assess WR/RS Tim White's performance as a returner yesterday? (Todd Karpovich)** "I thought it was good. I thought it was very solid. Tough day again [due to the rain]. He caught everything, made some good decisions. Maybe could have run up and caught one or two, but those are. ... I told him, I said, 'Hey, listen, especially towards the end, we have the lead. If you can go catch it, grab it, fair catch it if you're ... Let's err on the side of smart right now.' And he did a good job of that, and hit the one return, the kickoff return. Yes, I thought he did well. If we would have blocked a little better for him on two of the other kickoff returns, he might have hit those, too. So, he did a good job."

**The Steelers play tonight. I'm curious, would you watch them live? Is there anything that you can glean from doing that, or do you wait for the tape? (Aaron Kasnitz)** "Yes, it's going to be impossible not to watch them live. I've already seen them. I've already seen all of the two games on tape, both sides of the ball and special teams. There's really no more tape to watch. We'll do a lot of study from now until then. We'll get a lot of reports, a lot of information that comes in. You just process all that information. We all have our roles, and all of our guys will be doing that. But my guess is most of the guys will get home and watch the game, or watch it – if they're doing film work, they'll watch it on the TV. You have two screens in your office. But, I'm going to go home and watch it. You get a lot out of it by watching it on TV. You get a feel for the game and the team. What am I going to get done if I'm not watching it? I know they're playing, and we're playing them next week. If I'm not watching it, it'd be crazy! I'm looking forward to it. It's just fun. I can't wait to see it. I'm looking forward to it."

**Obviously, we don't know how they're going to play tonight, but with that team in particular, have you learned not to pay it too much mind when it maybe seems on the surface that they're struggling? (Childs Walker)** "We're going to play the Steelers on Sunday Night Football in Pittsburgh, and we know what that means. We're going to get their best shot. There's no team that rallies for big games more than they do. They come up big for the big games, and playing the Ravens is a big game, and I'm sure the Steelers will play their best on Sunday night, like they always do against us."

**Do you prepare for RB Le'Veon Bell, or do you just wait and see if he signs? (Jerry Coleman)** "Wait and see. Wait and see. We'll prepare for their offense. It's a very good question. Of course, their running backs that they're playing now, James Conner and Co., that's who we'll be looking at mainly. But, we've seen Le'Veon enough to understand what he brings to the table and how he affects what they do."

**Your running backs, how much more confidence do you have in RB Javorius "Buck" Allen now than you did, say, a couple years ago? (Stan Charles)** "He's grown as a player, especially on the third-down stuff. Pass protection, excellent. [He's] become a real factor. In fact, we're talking about how much better he can get as a receiver, in terms of shaking loose on some routes and keep growing in that area. He's become – I think quietly, like I said last night – one of the better players in football at his position."

**Speaking of those running backs, it looks like the defenses that you guys have faced have really committed to putting a block to stop RB Javorius "Buck" Allen and RB Alex Collins. Does that jive with what you've seen so far, and how much, I guess, does that explain the few yards per carry that you guys have put up so far? (Jonas Shaffer)** "It does explain it. Safeties have made a lot of tackles against us, if you go back and look at it. One of the best tackling safeties, Darian Stewart, was on the field yesterday. He had a number of tackles, even in the backfield he had a couple. I don't think just against us, I also think the teams we've played, that's the way they play defense. They commit to stopping the run. This team [Denver] is probably more like us. They're more similar to our defense than the first two teams we played, scheme-wise, and they have some big strong guys up front, and they were not going to let us run the ball. That was their mantra. They talked about it after the game. They were proud of that, and it was something that they wanted to do, but that doesn't stop us from thinking we can run the ball. We feel like we can run the ball. We need to run the ball against anybody, I think when we're in a game, or at least we're in striking distance, and we understand how many possessions we have and how many possessions it takes to score how many points to get back in the game and how quickly we need to try to



score. And when we can run the ball and pound the ball, we will do that. We're just, like I said, after the first week, it hasn't changed. We still haven't popped any big runs. A number of our runs have been in the red zone and scored, but that's five yards. It doesn't help your average too much. We need a 40-yard run. We need a 50-, 60-yard run, and all of the sudden, that stat you're talking about goes up. We haven't earned that yet. We have to earn that. We have to get our back through there, and that's what we're working on."

**Is that something that you're willing to sacrifice? Small fractions of yards in yards per carry, so that it opens up the passing lanes for QB Joe Flacco? (Jonas Shaffer)** "Sure, yes – that's a good point. I think that's right. You have to make them still stop the run. If you don't, then you're not going to defend it, and it's harder to throw the ball, too. So that fact that they're up there stopping the run does help the passing game."

**How do you think the secondary has performed in the first three weeks, especially with everyone wondering how it would be without CB Jimmy Smith in there? (Jamison Hensley)** "They've performed well – not perfect. We've talked about that in previous press conferences. We still are chasing perfection. But some of the things that came up against the Bengals were corrected in this game, and that was really good to see. There are some things that came up in this game that we need to look at and correct, too. You're always chasing that perfection, but those guys are playing very well."

**I know you talked about being 12-for-12 in the red zone yesterday after the game, but it's the first time in NFL history that has occurred. What do you attribute that to? What's making that so efficient? (Shawn Steptner)** "[It] probably starts with Joe [Flacco]. Joe has done a great job making plays, making throws, of trusting his guys and also extending some plays – that's been big. I've always felt that in the red zone, it's not just the play, it's the next play. So, you get two plays for one. If your quarterback can extend and get the defense chasing a little bit, a lot of times you can score down there with a quick throw. Joe has done a good job of that. Our receivers have made some really good catches, to the other point earlier, and we've run the ball well down there. All those three things come up with touchdowns. We want to keep that going – that's the goal."

**Has the diversity on offense helped you in the red zone? I think you've had five different players get red zone carries and eight or nine different players get red zone catches. Is that advantageous because teams can't key-in on one guy and note the go-to guy? (Jeff Zrebiec)** "That's no question – that's true. We do that with our own defense where we say, 'Hey, this is the must-stop guy in the red zone, and these are the must-stop two or three guys.' I don't know who our must-stop guy would be. It's certainly [Michael] Crabtree. I guarantee you, they're talking about 'Crab' in the red zone, and he hasn't even scored that much down there yet. The fact that he's still going to be a threat down there ... Teams know that, so they're going to have to cover him. If they don't, he's going to score. That's a big plus. Marty [Mornhinweg, offensive coordinator] and [senior offensive assistant] Craig Ver Steeg and all those coaches have done a great job of scheme in the red zone, and like you said, spreading the ball out, keeping people off-balance, running past, and there are some really good ideas down there."

**What have you seen from DE Chris Wormley and his development going into Year 2? (Luke Jones)** "Great point. 'Worm' has really improved; he's really gotten better. He always had it in him, and he's still just scratching the surface of his potential. He and I talk pretty much every week, and he's a smart guy, very mature, and he knows exactly what he needs to do from one week to the next to improve. That's why I think he does it. Tearing off blocks, staying square down the line and falling back on zone plays, not getting pushed around in gap schemes – those are all things that he's done a really good job of, and then vertical pressure in the pass rush. He's gotten in quarterbacks' faces quite a few times. Yet, he still knows he can get a lot better."

**Did he come back as a better athlete, too? Watching him during camp, we got the sense that he's a little stronger, a little quicker. Have you seen that? (Childs Walker)** "He's definitely stronger and quicker – yes, I have seen that. It's just training. He works hard; he's a young guy. For some of these guys, 23 years old is not mature, fully mature as an athlete. They hit their peak around 26, 27, 28, strength-wise – even 29, 30. You start, kind of, layering muscle and all that kind of stuff if you train. If you train, you keep going that way through your 20s. We expect him to get even stronger and faster, just like all of our young guys."

**Was yesterday one of the best throwing days you've seen QB Joe Flacco? (Stan Charles)** "Man, I wish I could remember. (laughter) But he's had a lot of good throwing days, right? But to your point, yes, it's in the top category. That's what you like to see Joe do. I just think that it's a combination of a lot of things, including confidence in the guys that he's throwing to, and protection did a great job. We haven't mentioned the O-line yet, and we really should. The O-line, pass protection-wise, was just outstanding. Going back and looking at the tape, there was some good scheme stuff in there – we certainly mixed protections – but it was a lot of one-on-one blocks. Our tackles had to hold up against two really good pass rushers: [No.] 58 [Von Miller] and [No.] 55



[Bradley Chubb], and then [No.] 48 [Shaquil Barrett] was out there, too, and he was also inside rushing. I'm really proud of the guys; they did a good job."

**Will DT Willie Henry or TE Hayden Hurst practice this week? (Aaron Kasnitz)** "We'll see. I don't know yet. There's a chance – probably a better chance for Hayden. Willie is going to see a doctor here this week and get ... It's a little different with Willie, because it's not an orthopedic deal. So the doctor – internist – has to clear him on that kind of stuff."

**Was ILB C.J. Mosley close to playing on Sunday? What's his prognosis? (David Ginsburg)** "Sure, C.J. and Michael Pierce were really close; they just didn't make it this week. Still, you have to say it's 'day-to-day,' because you don't know. But I'm really hopeful."

**T Ronnie Stanley threw off his arm brace during the game. (Stan Charles)** "I heard that! I read a story on that." (Reporter: "Then he put it back on. Was he having problems?") "I don't know. I read he threw it off to the sideline and the crowd went crazy when they saw it – that's all I know." (Reporter: "Then he put it back on, too.") "Did he? OK."

**The play involving QB Lamar Jackson – was he intended to be the target on that pass by QB Joe Flacco? (Jerry Coleman)** "Well, he's in the progression. He's not the first guy. Probably part of that is to draw a little coverage to us and throw the seams behind it. We have a crossing route coming across it also that actually did come open that we didn't get to. I think Joe tried to pop it to Lamar really fast and get him running. But he's definitely in the progression on that. If you want to put it out there, you have to be willing to throw it to him. [He] probably wasn't as open as we'd like him to be."

**When you're watching film of the Steelers and looking at WR Antonio Brown, what makes him so productive? (Jamison Hensley)** "What jumps out? Man, playmaking ability is the broadest way that I can say it. But what jumps out to me is the deep over routes and the corner routes – that's what I see – and also the inside slants, when they get you matched up in there, especially when you bring pressure. Those things are things he's made simple concepts, that he and Ben [Roethlisberger] are like one mind on. He's made that throw on the sideline against us. He's made it on fade routes, too – right on the sideline where he makes a great catch and toe-taps it down. You're just kind of amazed by it. We know that's what you get when you play the Steelers, that's what you're dealing with, and that's what makes them who they are."

**How tough is that to defend? (Jamison Hensley)** "It's tough, but we have the guys that can do it. Plus, we'll mix coverages on them, and it won't be seven-on-seven out there. We'll be bringing some heat. That's how you do it."

**With DT Michael Pierce, he said he could play yesterday but he also felt that week off could help him. How much can a week off help? (Ed Lee)** "I don't know. It's healing. How much can it help him? Ask a doctor. It's [about] how much can a bruise heal – that's what it is. Sometimes it's real painful. We'll find out – you just have to wait and see. With any kind of injury, it's just wait and see. You have to see how they do."

**What did you see on the blocked punt? (Cliff Brown)** "We just didn't block the guy properly. We didn't use good technique. We allowed him an up-and-under move that we practice all the time. I thought he executed it very well, perfectly well. Matter of fact, they ran it later and got pressure on us. So, we just have to do a better job of blocking that. We're not happy about that at all. The player that did it is most unhappy about it. He's going to go work hard and get that corrected, because we know we're going to see that again."

**You had the two roster moves Saturday. Did WR/RS Tim White stand out, or he just needed an opportunity you thought? (Jeff Zrebiec)** "Yes, just that. It wasn't anything about Janarion [Grant]. We're very hopeful that we'll get him back on the practice squad. I really think those guys were a tossup anyway. Janarion did a good job – a couple balls on the ground, and that's part of it probably, and he knows that. No way do I think he's not going to be a really good player. He's going to play, certainly, this year. But Tim was doing such a good job in practice. He's been around, he's more of a veteran guy, and we just felt that he should get a chance."

**I have to ask about the sweater. Is that a statement of intent for your daughter's lacrosse career? (Jonas Shaffer)** "It is! Thank you very much. She committed to Notre Dame to play lacrosse. How about that? Very proud of her!" (Reporter: "Do you know the fight song?") "No. I know the Michigan fight song?" (laughter) "I can hum it, but I will know it soon though. Great place, really amazing coaching staff there and great university and great people. She's gotten really close with all the players and the recruits. As a dad, you can't be more proud. I'm happy for her." (Reporter: "Was Michigan in the hunt?") "They really weren't, to be honest with you. It was kind of ... [Notre Dame] is where she wanted to go from the beginning. She loved it there."



# ALPHABETICAL ROSTER

As of Sept. 25

No.	Name	Pos.	Ht.	Wt.	Birthdate	Exp.	College	Hometown
37	Allen, Javorius	RB	6-0	218	8/27/91	4	Southern California	Miccosukee, FL
89	Andrews, Mark	TE	6-4	256	9/6/95	R	Oklahoma	Scottsdale, AZ
28	Averett, Anthony	CB	5-11	178	11/30/94	R	Alabama	Woodbury, NJ
49	Board, Chris	LB	6-2	229	7/23/95	R	North Dakota State	Orlando, FL
54	Bowser, Tyus	OLB	6-3	242	5/23/95	2	Houston	Tyler, TX
86	Boyle, Nick	TE	6-4	270	2/17/93	4	Delaware	Sussex, NJ
77	Bozeman, Bradley	C	6-3	317	11/24/94	R	Alabama	Roanoke, AL
78	Brown Jr., Orlando	T	6-8	345	5/2/96	R	Oklahoma	Baltimore, MD
13	Brown, John	WR	5-11	178	4/3/90	5	Pittsburg State	Homestead, FL
24	Carr, Brandon	CB	6-0	210	5/19/86	11	Grand Valley State	Flint, MI
36	Clark, Chuck	S	6-0	205	4/19/95	2	Virginia Tech	Suffolk, VA
34	Collins, Alex	RB	5-10	208	8/26/94	3	Arkansas	Ft. Lauderdale, FL
46	Cox, Morgan	LS	6-4	235	4/26/86	9	Tennessee	Collierville, TN
15	Crabtree, Michael	WR	6-1	215	9/14/87	10	Texas Tech	Dallas, TX
5	Flacco, Joe	QB	6-6	245	1/16/85	11	Delaware	Audubon, NJ
61	Grasu, Hroniss	C	6-3	301	8/12/91	4	Oregon	Northridge, CA
3	Griffin III, Robert	QB	6-2	213	2/12/90	6	Baylor	Copperas Cove, TX
69	Henry, Willie	DT	6-3	291	3/20/94	3	Michigan	Cleveland, OH
29	Humphrey, Marlon	CB	6-0	197	7/8/96	2	Alabama	Hoover, AL
81	Hurst, Hayden	TE	6-4	245	8/24/93	R	South Carolina	Jacksonville, FL
74	Hurst, James	G/T	6-5	310	12/17/91	5	North Carolina	Plainfield, IN
8	Jackson, Lamar	QB	6-2	212	1/7/97	R	Louisville	Pompano Beach, FL
23	Jefferson, Tony	S	5-11	211	1/27/92	6	Oklahoma	Chula Vista, CA
99	Judon, Matthew	OLB	6-3	261	8/15/92	3	Grand Valley State	West Bloomfield, MI
4	Koch, Sam	P	6-1	222	8/13/82	13	Nebraska	Seward, NE
17	Lasley, Jordan	WR/RS	6-1	213	11/13/96	R	UCLA	Compton, CA
41	Levine Sr., Anthony	DB/LB	5-11	207	3/27/87	7	Tennessee State	Abbeville, LA
72	Lewis, Alex	G/T	6-6	305	4/21/92	3	Nebraska	Tempe, AZ
50	McClellan, Albert	LB	6-2	235	6/4/86	8	Marshall	Lakeland, FL
10	Moore, Chris	WR/RS	6-1	200	6/16/93	3	Cincinnati	Tampa, FL
57	Mosley, C.J.	ILB	6-2	250	6/19/92	5	Alabama	Mobile, AL
48	Onwuasor, Patrick	ILB	6-0	227	8/22/92	3	Portland State	Inglewood, CA
97	Pierce, Michael	DT	6-0	340	11/6/92	3	Samford	Daphne, AL
42	Ricard, Patrick	FB/DL	6-3	311	5/27/94	2	Maine	Spencer, MA
95	Sieler, Zach	DT	6-6	290	9/7/95	R	Ferris State	Pinckney, MI
68	Skura, Matt	G/C	6-3	313	2/17/93	2	Duke	Columbus, OH
90	Smith, Za'Darius	OLB	6-4	272	9/8/92	4	Kentucky	Greenville, AL
83	Snead IV, Willie	WR	5-11	205	10/17/92	4	Ball State	Muskegon (MI)
79	Stanley, Ronnie	T	6-6	315	3/18/94	3	Notre Dame	Las Vegas, NV
55	Suggs, Terrell	OLB	6-3	265	10/11/82	16	Arizona State	Chandler, AZ
9	Tucker, Justin	K	6-1	183	11/21/89	7	Texas	Austin, TX
47	Turner, De'Lance	RB	5-11	214	8/23/95	R	Alcorn State	McClain, MS
96	Urban, Brent	DE	6-7	300	5/5/91	5	Virginia	Mississauga, ON, CAN
32	Weddle, Eric	S	5-11	195	1/4/85	12	Utah	Alta Loma, CA
14	White, Tim	WR/RS	5-10	175	7/15/94	2	Arizona State	Los Angeles, CA
98	Williams, Brandon	DT	6-1	336	2/21/89	6	Missouri Southern St.	Kirkwood, MO
27	Williams, Darius	CB	5-9	187	3/15/93	R	Alabama-Birmingham	Jacksonville, FL
87	Williams, Maxx	TE	6-4	252	4/12/94	4	Minnesota	Waconia, MN
56	Williams, Tim	OLB	6-3	252	11/12/93	2	Alabama	Baton Rouge, LA
93	Wormley, Chris	DE	6-5	300	10/25/93	2	Michigan	Toledo, OH
73	Yanda, Marshal	G/T	6-3	305	9/15/84	12	Iowa	Anamosa, IA
40	Young, Kenny	LB	6-1	234	11/15/94	R	UCLA	Boutte, LA
25	Young, Tavon	CB	5-9	185	3/14/94	3	Temple	Oxon Hill, MD

## Practice Squad

60	Crecelius, Randin	G	6-5	300	8/5/96	R	Portland State	Lake Stevens, WA
33	Dorleant, Makinton	CB	5-11	182	10/6/92	2	Northern Iowa	Bradenton, FL
35	Edwards, Gus	RB	6-1	238	4/13/95	R	Rutgers	Staten Island, NY
71	Eluemunor, Jermaine	G/T	6-4	335	12/13/94	2	Texas A&M	London, England
45	Ezeala, Christopher (IPP)	FB	5-11	248	9/19/95	R	German Football League	Munich, Germany
84	Grant, Janarion	WR/RS	5-10	173	11/20/93	R	Rutgers	Trilby, FL
59	Humphrey, Myles	DE/LB	6-3	238	9/7/95	R	Shepherd	Upper Marlboro, MD
91	LaCouture, Christian	DE	6-4	290	9/4/94	R	Louisiana State	Lincoln, NE
39	Nacua, Kai	DB	6-0	211	3/3/95	2	BYU	Henderson, NV
65	Siragusa, Nico	G	6-4	330	5/10/94	2	San Diego State	San Diego, CA
80	Waller, Darren	TE	6-6	255	9/13/92	3	Georgia Tech	Kennesaw, GA

## Non-Football Injury List

6	Vedvik, Kaare	P/K	6-3	210	3/16/94	R	Marshall	Stavanger, Norway
---	---------------	-----	-----	-----	---------	---	----------	-------------------

## Injured Reserve

26	Canady, Maurice	CB	6-1	193	5/26/94	3	Virginia	Richmond, VA
30	Dixon, Kenneth	RB	5-10	228	1/21/94	3	Louisiana Tech	Strong, AR
21	Elliott, DeShon	S	6-0	210	4/21/97	R	Texas	Dallas, TX
38	Jean-Baptiste, Stanley	CB	6-3	216	4/12/90	3	Nebraska	Miami, FL
12	Scott, Jaleel	WR	6-5	210	2/23/95	R	New Mexico State	Rock Hill, SC
64	Senat, Greg	T	6-6	305	9/8/94	R	Wagner	Elmont, NY

## Physically Unable to Perform

16	Adeboyejo, Quincy	WR	6-3	200	5/26/95	1	Mississippi	Cedar Hill, TX
53	Bradley, Bam	ILB	5-11	232	6/26/94	2	Pittsburgh	Trotwood, OH
43	Hill, Jaylen	CB	5-10	175	5/26/94	2	Jacksonville State	Marietta, GA

## Commissioner Suspension List (first 4 games)

22	Smith, Jimmy	CB	6-2	210	7/26/88	8	Colorado	Colton, CA
----	--------------	----	-----	-----	---------	---	----------	------------



# NUMERICAL ROSTER

As of Sept. 25

No.	Name	Pos.	Ht.	Wt.	Birthdate	Exp.	College	How Acq.	2018 Games			
									P	S	DNP	INA
3	Robert Griffin III	QB	6-2	213	2/12/90	6	Baylor	FA '18	0	0	0	3
4	Sam Koch	P	6-1	222	8/13/82	13	Nebraska	D6a '06	3	0	0	0
5	Joe Flacco	QB	6-6	245	1/16/85	11	Delaware	D1 '08	3	3	0	0
8	Lamar Jackson	QB	6-2	212	1/7/97	R	Louisville	D1b '18	3	0	0	0
9	Justin Tucker	K	6-1	183	11/21/89	7	Texas	FA '12	3	0	0	0
10	Chris Moore	WR/RS	6-1	200	6/16/93	3	Cincinnati	D4b '16	3	0	0	0
13	John Brown	WR	5-11	178	4/3/90	5	Pittsburg State	UFA (ARI) '18	3	3	0	0
14	Tim White	WR/RS	5-10	175	7/15/94	2	Arizona State	FA '17	0	0	0	0
15	Michael Crabtree	WR	6-1	215	9/14/87	10	Texas Tech	FA '18	3	3	0	0
17	Jordan Lasley	WR/RS	6-1	213	11/13/96	R	UCLA	D5 '18	0	0	0	3
23	Tony Jefferson	S	5-11	211	1/27/92	6	Oklahoma	UFA (ARI) '17	3	3	0	0
24	Brandon Carr	CB	6-0	210	5/19/86	11	Grand Valley State	UFA (DAL) '17	3	3	0	0
25	Tavon Young	CB	5-9	185	3/14/94	3	Temple	D4a '16	3	1	0	0
27	Darrious Williams	CB	5-9	187	3/15/93	R	Alabama-Birmingham	FA '18	2	0	0	1
28	Anthony Averett	CB	5-11	178	11/30/94	R	Alabama	D4a '18	2	0	0	1
29	Marlon Humphrey	CB	6-0	197	7/8/96	2	Alabama	D1 '17	3	3	0	0
32	Eric Weddle	S	5-11	195	1/4/85	12	Utah	UFA (SD) '16	3	3	0	0
34	Alex Collins	RB	5-10	208	8/26/94	3	Arkansas	FA '17	3	3	0	0
36	Chuck Clark	S	6-0	205	4/19/95	2	Virginia Tech	D6 '17	3	0	0	0
37	Javorius Allen	RB	6-0	218	8/27/91	4	Southern California	D4b '15	3	0	0	0
40	Kenny Young	LB	6-1	234	11/15/94	R	UCLA	D4b '18	3	1	0	0
41	Anthony Levine Sr.	DB/LB	5-11	207	3/27/87	7	Tennessee State	FA '12	3	0	0	0
42	Patrick Ricard	FB/DL	6-3	311	5/27/94	2	Maine	FA '17	3	0	0	0
46	Morgan Cox	LS	6-4	235	4/26/86	9	Tennessee	FA '10	3	0	0	0
47	De'Lance Turner	RB	5-11	214	8/23/95	R	Alcorn State	FA '18	2	0	0	0
48	Patrick Onwuasor	ILB	6-0	227	8/22/92	3	Portland State	FA '16	3	2	0	0
49	Chris Board	LB	6-2	229	7/23/95	R	North Dakota State	FA '18	3	0	0	0
50	Albert McClellan	LB	6-2	235	6/4/86	8	Marshall	FA '10	1	0	0	0
54	Tyus Bowser	OLB	6-3	242	5/23/95	2	Houston	D2 '17	3	0	0	0
55	Terrell Suggs	OLB	6-3	265	10/11/82	16	Arizona State	D1a '03	3	3	0	0
56	Tim Williams	OLB	6-3	252	11/12/93	2	Alabama	D3b '17	3	0	0	0
57	C.J. Mosley	ILB	6-2	250	6/19/92	5	Alabama	D1 '14	2	2	0	1
61	Hroniss Grasu	C	6-3	301	8/12/91	4	Oregon	FA '18	0	0	0	0
68	Matt Skura	G/C	6-3	313	2/17/93	2	Duke	FA '16	3	3	0	0
69	Willie Henry	DT	6-3	291	3/20/94	3	Michigan	D4d '16	0	0	0	3
72	Alex Lewis	G/T	6-6	305	4/21/92	3	Nebraska	D4c '16	3	3	0	0
73	Marshal Yanda	G/T	6-3	305	9/15/84	12	Iowa	D3b '07	3	3	0	0
74	James Hurst	G/T	6-5	310	12/17/91	5	North Carolina	FA '14	3	3	0	0
77	Bradley Bozeman	C	6-5	317	11/24/94	R	Alabama	D6c '18	3	0	0	0
78	Orlando Brown Jr.	T	6-8	345	5/2/96	R	Oklahoma	D3a '18	3	0	0	0
79	Ronnie Stanley	T	6-6	315	3/18/94	3	Notre Dame	D1 '16	3	3	0	0
81	Hayden Hurst	TE	6-4	245	8/24/93	R	South Carolina	D1a '18	0	0	0	3
83	Willie Snead IV	WR	5-11	205	10/17/92	4	Ball State	RFA (NO) '18	3	1	0	0
86	Nick Boyle	TE	6-4	270	2/17/93	4	Delaware	D5a '15	3	2	0	0
87	Maxx Williams	TE	6-4	252	4/12/94	4	Minnesota	D2 '15	3	2	0	0
89	Mark Andrews	TE	6-5	256	9/6/95	R	Oklahoma	D3b '18	3	1	0	0
90	Za'Darius Smith	OLB	6-4	272	9/8/92	4	Kentucky	D4a '15	3	1	0	0
93	Chris Wormley	DE	6-5	300	10/25/93	2	Michigan	D3a '17	3	2	0	0
95	Zach Sieler	DT	6-6	290	9/7/95	R	Ferris State	D7 '18	1	0	0	2
96	Brent Urban	DE	6-7	300	5/5/91	5	Virginia	D4a '14	3	3	0	0
97	Michael Pierce	DT	6-0	340	11/6/92	3	Samford	FA '16	2	0	0	1
98	Brandon Williams	DT	6-1	336	2/21/89	6	Missouri Southern St.	D3 '13	3	3	0	0
99	Matthew Judon	OLB	6-3	261	8/15/92	3	Grand Valley State	D5 '16	3	2	0	0
<b>Practice Squad</b>												
33	Makinton Dorleant	CB	5-11	182	10/6/92	2	Northern Iowa	FA '18	0	0	0	0
35	Gus Edwards	RB	6-1	238	4/13/95	R	Rutgers	FA '18	0	0	0	0
39	Kai Nacua	DB	6-0	211	3/3/95	2	BYU	WAV (CLE) '18	0	0	0	0
45	Christopher Ezeala (IPP)	FB	5-11	248	9/19/95	R	German Football League	IPP '18	0	0	0	0
59	Myles Humphrey	DE/LB	6-3	238	9/7/95	R	Shepherd	FA '18	0	0	0	0
60	Randin Crecelius	G	6-5	300	8/5/96	R	Portland State	FA '18	0	0	0	0
65	Nico Siragusa	G	6-4	330	5/10/94	2	San Diego State	D4 '17	0	0	0	0
71	Jermaine Eluemunor	G/T	6-4	335	12/13/94	2	Texas A&M	D5 '17	0	0	0	2
80	Darren Waller	TE	6-6	255	9/13/92	3	Georgia Tech	D6 '15	0	0	0	0
84	Janarion Grant	WR/RS	5-10	173	11/20/93	R	Rutgers	FA '18	2	0	0	0
91	Christian LaCouture	DE	6-4	290	9/4/94	R	Louisiana State	FA '18	0	0	0	0
<b>Non-Football Injury List</b>												
6	Kaare Vedvik	P/K	6-3	210	3/16/94	R	Marshall	FA '18	0	0	0	0
<b>Injured Reserve</b>												
12	Jaleel Scott	WR	6-5	210	2/23/95	R	New Mexico State	D4c '18	0	0	0	0
21	DeShon Elliott	S	6-1	210	4/21/97	R	Texas	D6a '18	0	0	0	0
26	Maurice Canady	CB	6-1	193	5/26/94	3	Virginia	D6b '16	1	0	0	1
30	Kenneth Dixon	RB	5-10	228	1/21/94	3	Louisiana Tech	D4e '16	1	0	0	0
38	Stanley Jean-Baptiste	CB	6-3	216	4/12/90	3	Nebraska	FA '17	0	0	0	0
64	Greg Senat	T	6-6	305	9/8/94	R	Wagner	D6b '18	0	0	0	0
<b>Physically Unable to Perform</b>												
16	Quincy Adebeyejo	WR	6-3	200	5/26/95	1	Mississippi	FA '17	0	0	0	0
43	Jaylen Hill	CB	5-10	175	5/26/94	2	Jacksonville State	FA '17	0	0	0	0
53	Bam Bradley	ILB	5-11	232	6/26/94	2	Pittsburgh	FA '17	0	0	0	0
<b>Commissioner Suspension List (first 4 games)</b>												
22	Jimmy Smith	CB	6-2	210	7/26/88	8	Colorado	D1 '11	0	0	0	0



# POSITIONAL ROSTER

As of Sept. 25

## QUARTERBACKS

3	Robert Griffin III	.QB
5	Joe Flacco	.QB
8	Lamar Jackson	.QB

## WIDE RECEIVERS

10	Chris Moore	WR/RS
13	John Brown	WR
14	Tim White	WR/RS
15	Michael Crabtree	WR
17	Jordan Lasley	WR/RS
83	Willie Snead IV	WR

## RUNNING BACKS

34	Alex Collins	RB
37	Javorius Allen	RB
42	Patrick Ricard	FB/DL
47	De'Lance Turner	RB

## TIGHT ENDS

81	Hayden Hurst	TE
86	Nick Boyle	TE
87	Maxx Williams	TE
89	Mark Andrews	TE

## OFFENSIVE LINE

61	Hroniss Grasu	C
68	Matt Skura	G/C
72	Alex Lewis	G/T
73	Marshal Yanda	G/T
74	James Hurst	G/T
77	Bradley Bozeman	C
78	Orlando Brown Jr.	T
79	Ronnie Stanley	T

## SPECIALISTS

4	Sam Koch	P
9	Justin Tucker	K
46	Morgan Cox	LS

## SECONDARY

23	Tony Jefferson	S
24	Brandon Carr	CB
25	Tavon Young	CB
27	Darius Williams	CB
28	Anthony Averett	CB
29	Marlon Humphrey	CB
32	Eric Weddle	S
36	Chuck Clark	S
41	Anthony Levine Sr.	DB/LB

## LINEBACKERS

40	Kenny Young	LB
48	Patrick Onwuasor	ILB
49	Chris Board	LB
50	Albert McClellan	LB
54	Tyus Bowser	OLB
55	Terrell Suggs	OLB
56	Tim Williams	OLB
57	C.J. Mosley	ILB
90	Za'Darius Smith	OLB
99	Matthew Judon	OLB

## DEFENSIVE LINE

69	Willie Henry	DT
93	Chris Wormley	DE
95	Zach Sieler	DT
96	Brent Urban	DE
97	Michael Pierce	DT
98	Brandon Williams	DT

## PRACTICE SQUAD

33	Makinton Dorleant	CB
35	Gus Edwards	RB
39	Kai Nacua	DB
45	Christopher Ezeala (IPP)	FB
59	Myles Humphrey	DE/LB
60	Randin Crecelius	G
65	Nico Siragusa	G
71	Jermaine Eluemunor	G/T
80	Darren Waller	TE
84	Janarion Grant	WR/RS
91	Christian LaCouture	DE

## INJURED RESERVE

12	Jaleel Scott	WR
21	DeShon Elliott	S
26	Maurice Canady	CB
30	Kenneth Dixon	RB
38	Stanley Jean-Baptiste	CB
64	Greg Senat	T

## PHYSICALLY UNABLE TO PERFORM (PUP)

16	Quincy Adeboyejo	WR
43	Jaylen Hill	CB
53	Bam Bradley	ILB

## NON-FOOTBALL INJURY LIST

6	Kaare Vedvik	P/K
---	--------------	-----

## COMMISSIONER SUSPENSION LIST (4 GAMES)

22	Jimmy Smith	CB
----	-------------	----



# 2018 COACHING STAFF

John Harbaugh . . . . . Head Coach  
 Jerry Rosburg . . . . . Special Teams Coord. / Assc. Head Coach  
 Don Martindale . . . . . Defensive Coordinator  
 Marty Mornhinweg . . . . . Offensive Coordinator  
 Greg Roman . . . . . Assistant Head Coach / Tight Ends Coach  
 Richard Angulo . . . . . Assistant Offensive Line Coach  
 Juney Barnett . . . . . Assistant Strength & Conditioning Coach  
 Andy Bischoff . . . . . Offensive Assistant / TEs  
 Randy Brown . . . . . Specialists Coach  
 Joe Cullen . . . . . Defensive Line Coach  
 Joe D'Alessandris . . . . . Offensive Line Coach

Bobby Engram . . . . . Wide Receivers Coach  
 Thomas Hammock . . . . . Running Backs Coach  
 Chris Hewitt . . . . . Secondary Coach  
 Chris Horton . . . . . Assistant Special Teams Coach  
 Sterling Lucas . . . . . Quality Control - Defense  
 Mike Macdonald . . . . . Linebackers Coach  
 Steve Saunders . . . . . Head Strength & Conditioning Coach  
 James Urban . . . . . Quarterbacks Coach  
 Craig Ver Steeg . . . . . Senior Offensive Assistant  
 Matt Weiss . . . . . Football Strategy Coordinator / WRs  
 Drew Wilkins . . . . . Assistant Defensive Line / OLBs





# DEPTH CHART

Updated by Ravens PR on Sept. 25

## OFFENSE

WR	83	Willie Snead IV	10	Chris Moore		
WR	15	Michael Crabtree	<u>17</u>	<u>Jordan Lasley</u>		
WR	13	John Brown	14	Tim White		
LT	79	Ronnie Stanley	74	James Hurst		
LG	72	Alex Lewis	74	James Hurst	<u>77</u>	<u>Bradley Bozeman</u>
C	68	Matt Skura	72	Alex Lewis	<u>77</u>	<u>Bradley Bozeman</u> 61 Hroniss Grasu
RG	73	Marshal Yanda	74	James Hurst	<u>77</u>	<u>Bradley Bozeman</u>
RT	74	James Hurst	<u>78</u>	<u>Orlando Brown Jr.</u>		
TE	86	Nick Boyle	87	Maxx Williams	<u>81</u>	<u>Hayden Hurst*</u> 89 <u>Mark Andrews</u>
QB	5	Joe Flacco	<u>8</u>	<u>Lamar Jackson</u>	3	Robert Griffin III
RB	34	Alex Collins	37	Javorius Allen	47	De'Lance Turner 42 Patrick Ricard (FB)

## DEFENSE

DT	98	Brandon Williams	69	Willie Henry*	42	Patrick Ricard
NT	97	Michael Pierce*	93	Chris Wormley		
DE	96	Brent Urban	<u>95</u>	<u>Zach Sieler</u>		
RUSH	55	Terrell Suggs	90	Za'Darius Smith	56	Tim Williams
MLB	57	C.J. Mosley*	50	Albert McClellan	<u>49</u>	<u>Chris Board</u>
WLB	48	Patrick Onwuasor - or -	<u>40</u>	<u>Kenny Young</u>		
SAM	99	Matthew Judon	54	Tyus Bowser		
LCB	24	Brandon Carr	<u>28</u>	<u>Anthony Averett*</u>	<u>27</u>	<u>Darius Williams</u>
SS	23	Tony Jefferson	41	Anthony Levine Sr.		
FS	32	Eric Weddle	36	Chuck Clark		
RCB	29	Marlon Humphrey	25	Tavon Young		

## SPECIAL TEAMS

P	4	Sam Koch				
K	9	Justin Tucker				
H	4	Sam Koch				
LS	46	Morgan Cox				
KOR	<u>14</u>	<u>Tim White</u>	<u>17</u>	<u>Jordan Lasley</u>		
PR	<u>14</u>	<u>Tim White</u>	83	Willie Snead IV		

All Rookies Underlined \*Missed last game with injury

## PRONUNCIATIONS

**PLAYERS:** Quincy Adebayo (add-ah-BOY-joe); Javorius Allen (juh-VAR-us); Anthony Averett (AY-vrett); Maurice Canady (CAN-uh-dee); Randin Crecelius (cruh-SILL-ee-us); Jermaine Eluemunor (EE-lew-mun-or); Chris Ezeala (ee-ZAH-lah); Janarion Grant (juh-NAIR-ee-on); Hroniss Grasu (huh-ROW-niss, grass-UU); Stanley Jean-Baptiste (GENE bap-TEEST); Sam Koch (Cook); Anthony Levine Sr. (Iuh-VEEN); Patrick Onwuasor (oh-WAH-so); Greg Senat (suh-NOT); Zach Sieler (SEE-ler); Matt Skura (SKUR-uh); Za'Darius Smith (zuh-DARE-ee-us); Marshal Yanda (YAWN-da); Kaare Vedvik (CORE-ee, VED-vick); Tavon Young (TAY-von) **COACHES:** Richard Angulo (an-GOO-low); Andy Bischoff (BISH-off); Joe D'Alessandris (dell-ah-SAN-dress); Marty Mornhinweg (MORE-ning-wig); Craig Ver Steeg (ver-STEGG)



# HOW THE RAVENS ARE BUILT

## BY YEAR SIGNED

YEAR	PLAYER	ACQ.
2003	OLB Terrell Suggs	D1a
2006	P Sam Koch	D6a
2007	G/T Marshal Yanda	D3b
2008	QB Joe Flacco	D1
2010	LS Morgan Cox	RFA
	LB Albert McClellan	RFA
2011	CB Jimmy Smith [NFL Suspension]	D1
2012	DB/LB Anthony Levine Sr.	FA
	K Justin Tucker	RFA
2013	DT Brandon Williams	D3
2014	OL James Hurst	RFA
	LB C.J. Mosley	D1
	DE Brent Urban	D4a
2015	RB Javorius Allen	D4b
	TE Nick Boyle	D5a
	OLB Za'Darius Smith	D4a
	TE Maxx Williams	D2
2016	CB Maurice Canady [Injured Reserve]	D6b
	RB Kenneth Dixon [Injured Reserve]	D4e
	DT Willie Henry	D4d
	OLB Matthew Judon	D5
	G/T Alex Lewis	D4c
	WR Chris Moore	D4b
	ILB Patrick Onwuasor	RFA
	DT Michael Pierce	RFA
	G/C Matt Skura	FA
	T Ronnie Stanley	D1
	S Eric Weddle	UFA (SD)
	CB Tavon Young	D4a
2017	WR Quincy Adeboyejo [PUP List]	RFA
	OLB Tyus Bowser	D2
	LB Bam Bradley [PUP List]	RFA
	CB Brandon Carr	UFA (Dal.)
	S Chuck Clark	D6
	RB Alex Collins	FA
	CB Jaylen Hill [PUP List]	RFA
	CB Marlon Humphrey	D1
	CB Stanley Jean-Baptiste [Injured Reserve]	FA
	S Tony Jefferson	UFA (Ari.)
	FB/DL Patrick Ricard	RFA
	WR/RS Tim White	RFA
	OLB Tim Williams	D3b
	DE Chris Wormley	D3a
2018	TE Mark Andrews	D3b
	CB Anthony Averett	D4a
	LB Chris Board	RFA
	C Bradley Bozeman	D6c
	WR John Brown	FA
	T Orlando Brown Jr.	D3a
	WR Michael Crabtree	FA
	S DeShon Elliott [Injured Reserve]	D6a
	C Hroniss Grasu	FA
	QB Robert Griffin III	FA
	TE Hayden Hurst	D1a
	QB Lamar Jackson	D1b
	WR Jordan Lasley	D5
	WR Jaleel Scott [Injured Reserve]	D4c
	T Greg Senat [Injured Reserve]	D6b
	DT Zach Sieler	D7
	WR Willie Snead IV	Res. FA (NO)
	RB De'Lance Turner	RF
	P/K Kaare Vedvik [Non-Football Injury List]	RFA
	CB Darius Williams	RFA
	LB Kenny Young	D4b

## BY DRAFT ROUND

1st ROUND (10)	TEAM	YEAR
OLB Terrell Suggs	Baltimore	2003 (10th)
QB Joe Flacco	Baltimore	2008 (18th)
WR Michael Crabtree	San Francisco	2009 (10th)
CB Jimmy Smith [NFL Suspension]	Baltimore	2011 (27th)
QB Robert Griffin III	Washington	2012 (2nd)
LB C.J. Mosley	Baltimore	2014 (17th)
T Ronnie Stanley	Baltimore	2016 (6th)
CB Marlon Humphrey	Baltimore	2017 (16th)
TE Hayden Hurst	Baltimore	2018 (21st)
QB Lamar Jackson	Baltimore	2018 (32nd)
<b>2nd ROUND (4)</b>		
S Eric Weddle	San Diego	2007
CB Stanley Jean-Baptiste [Injured Reserve]	New Orleans	2014
TE Maxx Williams	Baltimore	2015
OLB Tyus Bowser	Baltimore	2017
<b>3rd ROUND (8)</b>		
G/T Marshal Yanda	Baltimore	2007
DT Brandon Williams	Baltimore	2013
WR John Brown	Arizona	2014
C Hroniss Grasu	Chicago	2015
OLB Tim Williams	Baltimore	2017
DE Chris Wormley	Baltimore	2017
TE Mark Andrews	Baltimore	2018
T Orlando Brown Jr.	Baltimore	2018
<b>4th ROUND (11)</b>		
DE Brent Urban	Baltimore	2014
RB Javorius Allen	Baltimore	2015
OLB Za'Darius Smith	Baltimore	2015
DT Willie Henry	Baltimore	2016
RB Kenneth Dixon [Injured Reserve]	Baltimore	2016
G/T Alex Lewis	Baltimore	2016
WR Chris Moore	Baltimore	2016
CB Tavon Young	Baltimore	2016
CB Anthony Averett	Baltimore	2018
WR Jaleel Scott [Injured Reserve]	Baltimore	2018
LB Kenny Young	Baltimore	2018
<b>5th ROUND (5)</b>		
CB Brandon Carr	Kansas City	2008
TE Nick Boyle	Baltimore	2015
RB Alex Collins	Seattle	2016
OLB Matthew Judon	Baltimore	2016
WR Jordan Lasley	Baltimore	2018
<b>6th ROUND (6)</b>		
P Sam Koch	Baltimore	2006
CB Maurice Canady [Injured Reserve]	Baltimore	2016
S Chuck Clark	Baltimore	2017
C Bradley Bozeman	Baltimore	2018
S DeShon Elliott [Injured Reserve]	Baltimore	2018
T Greg Senat [Injured Reserve]	Baltimore	2018
<b>7th ROUND (1)</b>		
DT Zach Sieler	Baltimore	2018
<b>UNDRAFTED (19)</b>		
LS Morgan Cox	Baltimore	2010
DB Anthony Levine Sr.	Green Bay	2010
LB Albert McClellan	Baltimore	2010
K Justin Tucker	Baltimore	2012
S Tony Jefferson	Arizona	2013
OL James Hurst	Baltimore	2014
WR Willie Snead IV	Cleveland	2014
ILB Patrick Onwuasor	Baltimore	2016
DT Michael Pierce	Baltimore	2016
G/C Matt Skura	Baltimore	2016
WR Quincy Adeboyejo [PUP]	Baltimore	2017
LB Bam Bradley [PUP]	Baltimore	2017
CB Jaylen Hill [PUP]	Baltimore	2017
FB/DL Patrick Ricard	Baltimore	2017
WR/RS Tim White	Baltimore	2017
LB Chris Board	Baltimore	2018
RB De'Lance Turner	Baltimore	2018
P/K Kaare Vedvik [Non-Football Injury List]	Baltimore	2018
CB Darius Williams	Baltimore	2018



# PARTICIPATION CHART

Player	9/9 vs. Buf.	9/13 @ Cin.	9/23 vs. Den.	9/30 @ Pit.	10/7 @ Cle.	10/14 @ Ten.	10/21 vs. NO	10/28 @ Car.	11/4 vs. Pit.	11/18 vs. Cin.	11/25 vs. Oak.	12/2 @ Atl.	12/9 @ KC	12/16 vs. TB	12/22-23 @ LAC	12/30 vs. Cle.	REGULAR SEASON TOTALS			
	GAMES PLAYED	GAMES STARTED	DID NOT PLAY	INACTIVE																
Adeboyejo, Quincy	PUP	PUP	PUP														0	0	0	0
Allen, Javorius	X	X	X														2	0	0	0
Andrews, Mark	X	TE	X														3	1	0	0
Averett, Anthony	X	X	INA														2	0	0	1
Board, Chris	X	X	X														3	0	0	0
Bowser, Tyus	X	X	X														3	0	0	0
Boyle, Nick	TE	X	TE														3	2	0	0
Bozeman, Bradley	X	X	X														3	0	0	0
Bradley, Bam	PUP	PUP	PUP														0	0	0	0
Brown Jr., Orlando	X	X	X														3	0	0	0
Brown, John	WR	WR	WR														2	3	0	0
Canady, Maurice	X	INA	INA														1	0	0	2
Carr, Brandon	LCB	LCB	LCB														3	3	0	0
Clark, Chuck	X	X	X														3	0	0	0
Collins, Alex	RB	RB	RB														3	3	0	0
Cox, Morgan	X	X	X														3	0	0	0
Crabtree, Michael	WR	WR	WR														3	3	0	0
Creceilius, Randin	PS	PS	PS														0	0	0	0
Daniel, Robertson	PS	PS	X														1	0	0	0
Dixon, Kenneth	X	IR	IR														1	0	0	0
Dorleant, Makinton	NOR	NOR	PS														0	0	0	0
Edwards, Gus	PS	PS	PS														0	0	0	0
Elliott, DeShon	IR	IR	IR														0	0	0	0
Eluemunor, Jermaine	INA	INA	NOR														0	0	0	2
Ezeala, Christopher	PS	PS	PS														0	0	0	0
Flacco, Joe	QB	QB	QB														3	3	0	0
Grant, Janarion	X	X	NOR														2	0	0	0
Griffin III, Robert	INA	INA	INA														0	0	0	3
Henry, Willie	INA	INA	INA														0	0	0	3
Hill, Jaylen	PUP	PUP	PUP														0	0	0	0
Humphrey, Marlon	RCB	RCB	RCB														3	3	0	0
Humphrey, Myles	PS	PS	PS														0	0	0	0
Hurst, Hayden	INA	INA	INA														0	0	0	3
Hurst, James	RT	RT	RT														3	3	0	0
Jackson, Lamar	X	X	X														3	0	0	0
Jean-Baptiste, Stanley	IR	IR	IR														0	0	0	0
Jefferson, Tony	SS	SS	SS														3	3	0	0
Jones, Cyrus	PS	PS	NOR														0	0	0	0
Judon, Matthew	X	SAM	SAM														3	2	0	0
Koch, Sam	X	X	X														3	0	0	0
LaCouture, Christian	PS	PS	PS														0	0	0	0
Lasley, Jordan	INA	INA	INA														0	0	0	3
Levine Sr., Anthony	X	X	X														3	0	0	0
Lewis, Alex	LG	LG	LG														3	3	0	0
Moore, Chris	X	X	X														3	0	0	0
Mosley, C.J.	MLB	MLB	INA														2	2	0	1
Onwuasor, Patrick	WLB	WLB	X														3	2	0	0
Pierce, Michael	X	X	INA														2	0	0	1
Ricard, Patrick	X	X	X														3	0	0	0
Scott, Jaleel	IR	IR	IR														0	0	0	0
Senat, Greg	IR	IR	IR														0	0	0	0
Sieler, Zach	INA	INA	X														1	0	0	2
Siragusa, Nico	PS	PS	PS														0	0	0	0
Skura, Matt	C	C	C														3	3	0	0
Smith, Jimmy	SUS	SUS	SUS														0	0	0	0
Smith, Za'Darius	OLB	X	X														3	1	0	0
Snead IV, Willie	X	WR	X														3	1	0	0
Stanley, Ronnie	LT	LT	LT														3	3	0	0
Suggs, Terrell	RUSH	RUSH	RUSH														3	3	0	0
Tucker, Justin	X	X	X														3	0	0	0
Turner, De'Lance	PS	X	X														2	0	0	0
Urban, Brent	DE	DE	DE														3	3	0	0
Vedvik, Kaare	NFI	NFI	NFI														0	0	0	0
Waller, Darren	PS	PS	PS														0	0	0	0
Weddle, Eric	FS	FS	FS														3	3	0	0
White, Tim	PS	PS	X														1	0	0	0
Williams, Brandon	DT	DT	DT														3	3	0	0
Williams, Darius	INA	X	X														2	0	0	1
Williams, Maxx	TE	X	TE														3	2	0	0
Williams, Tim	X	X	X														3	0	0	0
Wormley, Chris	X	NT	NT														3	2	0	0
Yanda, Marshal	RG	RG	RG														3	3	0	0
Young, Kenny	X	X	MLB														3	1	0	0
Young, Tavon	CB	X	X														3	1	0	0

Position in Caps = Starter; X = Played/Substituted; IR = Injured Reserve; NOR = Not on Roster; PS = Practice Squad; NFI = Non-Football Injury List





# GAME-BY-GAME STARTERS

## OFFENSE

GAME	WR	LT	LG	C	RG	RT	TE	WR	QB	RB	WR	OTHER
Sept. 9 vs. Buffalo	Crabtree	Stanley	Lewis	Skura	Yanda	J. Hurst	Boyle	J. Brown	Flacco	Collins	M. Williams	(TE)
Sept. 13 at Cincinnati	Crabtree	Stanley	Lewis	Skura	Yanda	J. Hurst	<b>Andrews</b>	J. Brown	Flacco	Collins	Snead	IV
Sept. 23 vs. Denver	Crabtree	Stanley	Lewis	Skura	Yanda	J. Hurst	Boyle	J. Brown	Flacco	Collins	M. Williams	(TE)
Sept. 30 at Pittsburgh												
Oct. 7 at Cleveland												
Oct. 14 at Tennessee												
Oct. 21 vs. New Orleans												
Oct. 28 at Carolina												
Nov. 4 vs. Pittsburgh												
Nov. 18 vs. Cincinnati												
Nov. 25 vs. Oakland												
Dec. 2 at Atlanta												
Dec. 9 at Kansas City												
Dec. 16 vs. Tampa Bay												
Dec. 22/23 at LAC												
Dec. 30 vs. Cleveland												

## DEFENSE

GAME	DT	DE	NT	SAM	MIKE	WILL	RUSH	RCB	LCB	SS	FS	OTHER
Sept. 9 vs. Buffalo	B. Williams	Urban	n/a	Z. Smith	Mosley	Onwuasor	Suggs	Humphrey	Carr	Jefferson	Weddle	T Young (CB)
Sept. 13 at Cincinnati	B. Williams	Urban	Wormley	Judon	Mosley	Onwuasor	Suggs	Humphrey	Carr	Jefferson	Weddle	n/a
Sept. 23 vs. Denver	B. Williams	Urban	Wormley	Judon	<b>K. Young</b>	McClellan	Suggs	Humphrey	Carr	Jefferson	Weddle	n/a
Sept. 30 at Pittsburgh												
Oct. 7 at Cleveland												
Oct. 14 at Tennessee												
Oct. 21 vs. New Orleans												
Oct. 28 at Carolina												
Nov. 4 vs. Pittsburgh												
Nov. 18 vs. Cincinnati												
Nov. 25 vs. Oakland												
Dec. 2 at Atlanta												
Dec. 9 at Kansas City												
Dec. 16 vs. Tampa Bay												
Dec. 22/23 at LAC												
Dec. 30 vs. Cleveland												

**Bold denotes first NFL start**



## 2018 TRANSACTIONS

- **Jan. 1:** Re-signed RB John Crockett, T Steven Moore, FB Ricky Ortiz and QB Josh Woodrum to Reserve/Future contracts
- **Jan. 2:** Re-signed CB Robertson Daniel to a Reserve/Future contract.
- **Jan. 3:** Signed **CB Bennett Jackson** to a Reserve/Future contract.
- **Jan. 11:** Re-signed CB Robert Nelson to a Reserve/Future contract.
- **Feb. 6:** Signed free agent **WR DeVier Posey**.
- **March 6:** Signed a new renegotiated deal with DE Brent Urban.
- **March 12:** Terminated the contract of vested veteran DB Lardarius Webb; Signed a new renegotiated deal with G/T James Hurst.
- **March 13:** Terminated the contract of vested veteran RB Danny Woodhead.
- **March 14:** Terminated the contract of vested veteran WR Jeremy Maclin.
- **March 15:** Signed UFA (Ari.) **WR John Brown**.
- **March 16:** Signed free agent **WR Michael Crabtree**.
- **April 11:** Signed free agent **QB Robert Griffin III**.
- **April 14:** Re-signed exclusive rights free agent RB Alex Collins.
- **April 16:** Re-signed exclusive rights free agents WR Quincy Adeboyejo, DB Stanley Jean-Baptiste, TE Vince Mayle, LB Patrick Onwuasor, G Maurquice Shakir and G/C Matt Skura.
- **April 24:** Waived (failed physical) C Brandon Kublanow and T Stephane Nembot.
- **April 26:** Signed restricted free agent (NO) **WR Willie Snead IV**.
- **May 1:** Claimed off waivers (Cle.) **DB Kai Nacua**.
- **May 2:** Waived RB John Crockett.
- **May 3:** Waived CB Robertson Daniel.
- **May 4:** Signed 15 undrafted rookie free agents: **WR Jaelon Acklin, G Randin Crecelius, RB Gus Edwards, G Justin Evans, ILB Alvin Jones, TE Nick Keizer, DE Christian LaCouture, WR Andre Levrone, LB Mason McKenrick, LS Trent Sieg, C Alex Thompson, RB Mark Thompson, RB De'Lance Turner, P Kaare Vedvik and DB Darious Williams**; Waived T Steven Moore.
- **May 5:** Signed 2018 draft picks **CB Anthony Averett, C Bradley Bozeman, S DeShon Elliott, WR Jordan Lasley, WR Jaleel Scott, T Greg Senat, DE Zach Sieler and LB Kenny Young**.
- **May 7:** Waived LB Mason McKenrick and FB Ricky Ortiz; Signed rookie free agents **WR Janarion Grant** and **DE Myles Humphrey**.
- **May 14:** Signed rookie free agent **DE Da'Sean Downey** and International Practice Player **FB Christopher Ezeala**.
- **May 17:** Signed 2018 draft picks **TE Mark Andrews** and **T Orlando Brown Jr.**
- **June 1:** Waived DE Da'Sean Downey; Signed rookie free agent **LB Chris Board**.
- **June 5:** Signed 2018 first-round draft pick QB Lamar Jackson.
- **June 11:** Waived CB Robert Nelson Jr.; Signed rookie free agent **CB Jackson Porter**.
- **June 20:** Signed 2018 draft pick **TE Hayden Hurst**.
- **July 12:** Placed rookie G/C Alex Thompson on Reserve - Did Not Report.
- **July 21:** Signed free agent **G Cameron Lee**.
- **Aug. 6:** Waived (injured) WR Jaelon Acklin, who reverted to Injured Reserve; **TE Darren Waller** was reinstated by the Commissioner following suspension.
- **Aug 27:** Placed WR Jaleel Scott on Injured Reserve and re-signed DB Robertson Daniel.
- **Aug 28:** Traded LB Kamalei Correa to the Tennessee Titans for a 2019 sixth-round draft choice.
- **Aug. 31:** Waived DB Robertson Daniel, G/T Andrew Donnal, G Justin Evans, TE Nick Keizer, DE Christian LaCouture, DB Kai Nacua, CB Jackson Porter, WR DeVier Posey and LS Trent Sieg; Waived (injured) ILB Alvin Jones, who reverted to Injured Reserve; Placed S DeShon Elliott, DB Bennett Jackson, CB Stanley Jean-Baptiste and T Greg Senat on Injured Reserve; WR Quincy Adeboyejo, LB Bam Bradley and CB Jaylen Hill remained on the Physically Unable to Perform list.
- **Sept. 1:** Waived G Randin Crecelius, DT Carl Davis, RB Gus Edwards, FB Christopher Ezeala, DE/LB Myles Humphrey, DE Bronson Kaufusi, G Cameron Lee, WR Andre Levrone, TE/WR Vince Mayle, WR Breshad Perriman, G Maurquice Shakir, G Nico Siragusa, RB Mark Thompson, RB De'Lance Turner, TE Darren Waller, WR/RS Tim White and QB Josh Woodrum; Terminated the contract of vested veteran LB Albert McClellan; Placed K/P Kaare Vedvik on the Non-Football Injury list.
- **Sept. 2:** Signed G Randin Crecelius, RB Gus Edwards, DE/LB Myles Humphrey, G Nico Siragusa, RB De'Lance Turner, TE Darren Waller and WR/RS Tim White to the practice squad; Signed FB Christopher Ezeala to the practice squad as part of the NFL's International Player Pathway program.
- **Sept. 3:** Signed DB Robertson Daniel, DE Christian LaCouture and **CB Cyrus Jones** to the practice squad.
- **Sept. 4:** Waived (injury settlement) WR Jaelon Acklin.
- **Sept. 6:** Waived (injury settlements) DB Bennett Jackson and ILB Alvin Jones.
- **Sept. 12:** Placed RB Kenneth Dixon (knee) on Injured Reserve; Elevated RB De'Lance Turner from the practice squad to the 53-man roster.
- **Sept. 15:** Re-signed DB Kai Nacua to the practice squad.
- **Sept. 17:** Placed CB Maurice Canady on Injured Reserve; Re-signed LB Albert McClellan to the 53-man roster.
- **Sept. 19:** Signed **CB Makinton Dorleant** to the practice squad after CB/RS Cyrus Jones was signed by New England off the practice squad.
- **Sept. 22:** Waived G/T Jermaine Eluemunor and WR/RS Janarion Grant; Elevated CB Robertson Daniel and WR/RS Tim White from the practice squad to the 53-man roster.
- **Sept 24:** Waived CB Robertson Daniel and signed free agent **C Hroniss Grasu**.
- **Sept. 25:** Re-signed G/T Jermaine Eluemunor and WR/RS Janarion Grant to the practice squad.

(Bold denotes first time player has joined the Ravens.)

# 2018 RAVENS STATISTICS

## WON 2, LOST 1

09/09	W 47- 3	Buffalo	70,591
09/13	L 23-34	at Cincinnati	50,018
09/23	W 27-14	Denver	70,156
09/30		at Pittsburgh	
10/07		at Cleveland	
10/14		at Tennessee	
10/21		New Orleans	
10/28		at Carolina	
11/04		Pittsburgh	
11/18		Cincinnati	
11/25		Oakland	
12/02		at Atlanta	
12/09		at Kansas City	
12/16		Tampa Bay	
12/23		at L.A. Chargers	
12/30		Cleveland	

	Balt.	Opp.
<b>TOTAL FIRST DOWNS</b>	<b>74</b>	<b>52</b>
Rushing	21	17
Passing	46	27
Penalty	7	8
3rd Down: Made/Att	21/46	13/42
3rd Down Pct.	45.7	31.0
4th Down: Made/Att	2/4	0/2
4th Down Pct.	50.0	0.0
<b>POSSESSION AVG.</b>	<b>31:13</b>	<b>28:47</b>
<b>TOTAL NET YARDS</b>	<b>1136</b>	<b>819</b>
Avg. Per Game	378.7	273.0
Total Plays	225	192
Avg. Per Play	5.0	4.3
<b>NET YARDS RUSHING</b>	<b>260</b>	<b>311</b>
Avg. Per Game	86.7	103.7
Total Rushes	84	74
<b>NET YARDS PASSING</b>	<b>876</b>	<b>508</b>
Avg. Per Game	292.0	169.3
Sacked/Yards Lost	8/37	9/47
Gross Yards	913	555
Att./Completions	133/83	109/57
Completion Pct.	62.4	52.3
Had Intercepted	2	3
<b>PUNTS/AVERAGE</b>	<b>13/47.9</b>	<b>21/44.0</b>
<b>NET PUNTING AVG.</b>	<b>13/40.7</b>	<b>21/41.0</b>
<b>PENALTIES/YARDS</b>	<b>23/181</b>	<b>32/312</b>
<b>FUMBLES/BALL LOST</b>	<b>7/2</b>	<b>3/0</b>
<b>TOUCHDOWNS</b>	<b>12</b>	<b>6</b>
Rushing	6	2
Passing	6	4
Returns	0	0

* SCORE BY PERIODS	Q1	Q2	Q3	Q4	OT	PTS
<b>TEAM</b>	<b>24</b>	<b>36</b>	<b>24</b>	<b>13</b>	<b>0</b>	<b>97</b>
<b>OPPONENTS</b>	<b>28</b>	<b>14</b>	<b>3</b>	<b>6</b>	<b>0</b>	<b>51</b>
* SCORING	TD-Ru-Pa-Rt	K-PAT	FG	S	PTS	
Tucker	0 0 0 0	10/10	5/6	0	25	
Allen	4 3 1 0			0	24	
J. Brown	2 0 2 0			0	12	
Collins	2 2 0 0			0	12	
Andrews	1 0 1 0			0	6	
Crabtree	1 0 1 0			0	6	
Dixon	1 1 0 0			0	6	
Snead	1 0 1 0			0	6	
<b>TEAM</b>	<b>12 6 6 0</b>	<b>10/10</b>	<b>5/6</b>	<b>0</b>	<b>97</b>	
<b>OPPONENTS</b>	<b>6 2 4 0</b>	<b>6/6</b>	<b>3/4</b>	<b>0</b>	<b>51</b>	

2-Pt Conv: TEAM 0-2, OPPONENTS 0-0

SACKS: Suggs 2.5, Z. Smith 2, T. Young 2, T. Williams 1, K. Young 1, Judon 0.5, TEAM 9, OPP 8  
 FUM/LOST: Flacco 3/1, Grant 2/0, Collins 1/1, L. Jackson 1/0

* PASSING	Att	Cmp	Yds	Cmp%	Yds/Att	TD	TD%	Int	Int%	Long	SK/Lost	Rating
Flacco	129	82	889	63.6	6.89	6	4.7	2	1.6	45	7/29	92.8
L. Jackson	4	1	24	25.0	6.00	0	0.0	0	0.0	24	1/8	52.1
<b>TEAM</b>	<b>133</b>	<b>83</b>	<b>913</b>	<b>62.4</b>	<b>6.86</b>	<b>6</b>	<b>4.5</b>	<b>2</b>	<b>1.5</b>	<b>45</b>	<b>8/37</b>	<b>91.5</b>
<b>OPPONENTS</b>	<b>109</b>	<b>57</b>	<b>555</b>	<b>52.3</b>	<b>5.09</b>	<b>4</b>	<b>3.7</b>	<b>3</b>	<b>2.8</b>	<b>32t</b>	<b>9/47</b>	<b>67.6</b>

* RUSHING	No.	Yds	Avg	Long	TD
Collins	34	116	3.4	14	2
L. Jackson	9	45	5.0	16	0
Dixon	13	44	3.4	15	1
Allen	16	32	2.0	8	3
Flacco	9	13	1.4	5	0
M. Williams	1	7	7.0	7	0
C. Moore	1	2	2.0	2	0
J. Brown	1	1	1.0	1	0
<b>TEAM</b>	<b>84</b>	<b>260</b>	<b>3.1</b>	<b>16</b>	<b>6</b>
<b>OPPONENTS</b>	<b>74</b>	<b>311</b>	<b>4.2</b>	<b>35t</b>	<b>2</b>

* RECEIVING	No.	Yds	Avg	Long	TD
Crabtree	15	155	10.3	20	1
Allen	13	70	5.4	16	1
J. Brown	12	222	18.5	45	2
Snead	12	142	11.8	20	1
Andrews	8	107	13.4	30	1
M. Williams	7	68	9.7	25	0
Collins	7	67	9.6	24	0
Boyle	6	68	11.3	25	0
C. Moore	3	14	4.7	5	0
<b>TEAM</b>	<b>83</b>	<b>913</b>	<b>11.0</b>	<b>45</b>	<b>6</b>
<b>OPPONENTS</b>	<b>57</b>	<b>555</b>	<b>9.7</b>	<b>32t</b>	<b>4</b>

* INTERCEPTIONS	No.	Yds	Avg	Long	TD
Onwuasor	1	33	33.0	33	0
Carr	1	32	32.0	32	0
Jefferson	1	15	15.0	15	0
<b>TEAM</b>	<b>3</b>	<b>80</b>	<b>26.7</b>	<b>33</b>	<b>0</b>
<b>OPPONENTS</b>	<b>2</b>	<b>22</b>	<b>11.0</b>	<b>21</b>	<b>0</b>

* PUNTING	No.	Yds	Avg	Net	TB	In	Lg	B
Koch	12	623	51.9	40.7	1	5	63	1
<b>TEAM</b>	<b>13</b>	<b>623</b>	<b>47.9</b>	<b>40.7</b>	<b>1</b>	<b>5</b>	<b>63</b>	<b>1</b>
<b>OPPONENTS</b>	<b>21</b>	<b>925</b>	<b>44.0</b>	<b>41.0</b>	<b>0</b>	<b>10</b>	<b>58</b>	<b>0</b>

* PUNT RETURNS	Ret	FC	Yds	Avg	Long	TD
Grant	7	4	52	7.4	51	0
White	3	0	12	4.0	7	0
<b>TEAM</b>	<b>10</b>	<b>4</b>	<b>64</b>	<b>6.4</b>	<b>51</b>	<b>0</b>
<b>OPPONENTS</b>	<b>8</b>	<b>1</b>	<b>74</b>	<b>9.3</b>	<b>16</b>	<b>0</b>

* KICKOFF RETURNS	No.	Yds	Avg	Long	TD
White	3	78	26.0	37	0
Grant	2	56	28.0	32	0
<b>TEAM</b>	<b>5</b>	<b>134</b>	<b>26.8</b>	<b>37</b>	<b>0</b>
<b>OPPONENTS</b>	<b>10</b>	<b>262</b>	<b>26.2</b>	<b>49</b>	<b>0</b>

* FIELD GOALS	1-19	20-29	30-39	40-49	50+
Tucker	0/0	0/0	1/1	1/2	3/3
<b>TEAM</b>	<b>0/0</b>	<b>0/0</b>	<b>1/1</b>	<b>1/2</b>	<b>3/3</b>
<b>OPPONENTS</b>	<b>0/0</b>	<b>1/1</b>	<b>1/1</b>	<b>1/1</b>	<b>0/1</b>
<b>Tucker:</b>	<b>(41G,39G)</b>	<b>(55G)</b>	<b>(52G,43B,52G)</b>		
<b>OPP:</b>	<b>(52N,35G)</b>	<b>(28G,40G)</b>			



## 2018 DEFENSIVE STATISTICS

from Press Box Stats

Name	Total	Solo	Assists	Sacks	Yds.	INT	Yds.	PD	FF	FR
Young, Kenny	21	16	5	1	0	0	0	0	0	0
Jefferson, Tony	18	12	6	0	0	1	15	3	0	0
Carr, Brandon	12	10	2	0	0	1	32	4	0	0
Weddle, Eric	12	10	2	0	0	0	0	1	0	0
Humphrey, Marlon	11	9	2	0	0	0	0	3	0	0
Onwuasor, Patrick	11	5	6	0	0	1	33	1	0	0
Young, Tavon	10	9	1	2	7	0	0	1	0	0
Smith, Za'Darius	8	6	2	2	11	0	0	0	0	0
Suggs, Terrell	7	6	1	2.5	17	0	0	3	1	0
Mosley, C.J.	5	4	1	0	0	0	0	0	0	0
Judon, Matthew	5	3	2	0.5	0	0	0	1	0	0
Williams, Brandon	5	3	2	0	0	0	0	0	0	0
Urban, Brent	5	3	2	0	0	0	0	2	0	0
Levine Sr., Anthony	4	4	0	0	0	0	0	0	0	0
Wormley, Chris	4	4	0	0	0	0	0	2	0	0
Pierce, Michael	3	0	3	0	0	0	0	0	0	0
Ricard, Patrick	3	2	1	0	0	0	0	0	0	0
Williams, Tim	3	2	1	1	12	0	0	0	0	0
Canady, Maurice	2	2	0	0	0	0	0	0	0	0
Averett, Anthony	1	1	0	0	0	0	0	1	0	0
Bowser, Tyus	1	1	0	0	0	0	0	0	0	0
Clark, Chuck	1	1	0	0	0	0	0	0	0	0
McClellan, Albert	1	1	0	0	0	0	0	0	0	0
<b>Totals</b>	<b>153</b>	<b>114</b>	<b>39</b>	<b>9</b>	<b>47</b>	<b>3</b>	<b>80</b>	<b>22</b>	<b>1</b>	<b>0</b>

## 2018 SPECIAL TEAMS TACKLES

from Press Box Stats

Name	Total	Solo	Assists	FF	FR	Blocked
						Kicks
Board, Chris	3	2	1	0	0	0
Clark, Chuck	3	2	1	0	0	0
Averett, Anthony	2	2	0	0	0	0
Bowser, Tyus	2	2	0	0	0	0
Canady, Maurice	2	2	0	0	0	0
Levine Sr., Anthony	2	2	0	0	0	0
Williams, Tim	2	1	1	0	0	0
Allen, Javorius	1	1	0	0	0	0
McClellan, Albert	1	1	0	0	0	0
Onwuasor, Patrick	1	1	0	0	0	0
Young, Kenny	1	1	0	0	0	0
Young, Tavon	0	0	0	0	1	0
<b>Totals</b>	<b>20</b>	<b>17</b>	<b>3</b>	<b>0</b>	<b>1</b>	<b>0</b>

## 2018 SINGLE-GAME BESTS

<b>Tackles:</b>	<b>10</b> by Kenny Young vs. Den. (9/23)
<b>Sacks:</b>	<b>2</b> by Tavon Young vs. Buf. (9/9)
<b>Interceptions:</b>	<b>1</b> by three different players; last by Patrick Onwuasor vs. Den. (9/23)
<b>Passes Defensed:</b>	<b>3</b> by three different players; last by Terrell Suggs at Cin. (9/13)
<b>Forced Fumbles:</b>	<b>1</b> by Terrell Suggs vs. Den. (9/23)
<b>Fumble Recoveries:</b>	<b>N/A</b>
<b>Special Teams Tackles:</b>	<b>2</b> by three different players; last by Chris Board at Cin. (9/13)



