



BALTIMORE RAVENS PRESS RELEASE

UNDER ARMOUR PERFORMANCE CENTER | 1 WINNING DRIVE | OWINGS MILLS, MD 21117
PH: 410-701-4000 | BALTIMORERAVENS.COM | TWITTER: @RAVENS

TWO-TIME WORLD CHAMPIONS: SUPER BOWL XXXV (2000) & SUPER BOWL XLVII (2012)



DENVER BRONCOS VS. BALTIMORE RAVENS

(2-0)

WEEK 3 – SUNDAY, SEPT. 23, 2018



(1-1)

1:00 P.M. ET – M&T BANK STADIUM (71,008)

JUST THE FACTS

- The Baltimore Ravens (1-1) and Denver Broncos (2-0) will square off in a Week 3 tilt at M&T Bank Stadium on Sunday, Sept. 23. The Ravens are 1-0 at home this season, capturing a 47-3 victory over Buffalo in Week 1. This marks Denver's first road game of 2018 after opening with home victories against Seattle (27-24) and Oakland (20-19).
- Playing on a short week, the Ravens lost last Thursday (Sept. 13) at Cincinnati, 34-23. After trailing 21-0 and 28-7 in the first half, Baltimore battled back within 5 points (28-23) in the fourth quarter, but could not complete the comeback. **QB Joe Flacco** was 32-of-55 for 376 yards, 2 TDs and 2 INTs, while being sacked 4 times. **WR Michael Crabtree** (56 yards), **WR Willie Snead IV** (54) and **RB Javorius Allen** (36) each caught 5 passes, while **WR John Brown** posted a game-high 92 receiving yards on 4 catches, including a 21-yard TD.
- In the all-time regular season Denver-Baltimore series, the Broncos hold a 6-5 advantage. In postseason play, the Ravens are 2-0. Baltimore is 5-1 when playing Denver in Charm City. However, the Broncos have won three-straight regular season matchups against the Ravens, the most recent being a 19-13 victory in the Mile High City on Sept. 13, 2015.
- Under head coach **John Harbaugh** (since 2008), the Ravens own the NFL's third-best home winning percentage (.741), going 60-21 at M&T Bank Stadium (see chart to the right).
- In his 11th season at the Baltimore helm, Harbaugh has led the Ravens to a playoff berth six (2008-12 & 2014) times. With "Harbs," Baltimore has played in three AFC title games, while in 2012, he guided the franchise to its second Super Bowl victory. Including playoffs (10-5), the Ravens are 105-72 since his 2008 arrival, posting the NFL's fourth-most total wins.

THIS WEEK'S SCHEDULE

- Wed. Sept. 19:** 11:15 a.m. – Coach Harbaugh & Players at Podium
11:25 a.m.-12:10 p.m. – Open Locker Room
12:40 p.m. – Practice/Media Viewing
- Thur. Sept. 20:** 11:15 a.m. – Three Coordinators at Podium
11:25 a.m.-12:10 p.m. – Open Locker Room
12:40 p.m. – Practice/Media Viewing
- Fri. Sept. 21:** 11:10 a.m. – Practice/Media Viewing
12:50 p.m. – Coach Harbaugh & Open Locker Room

WEDNESDAY CONFERENCE CALLS

Broncos: Head Coach Vance Joseph at 3:40 p.m. ET
Ravens: Head Coach John Harbaugh at 11:30 a.m. ET

CALLING THE ACTION

Television: CBS / WJZ Ch. 13 (Local Baltimore)
- Andrew Catalon (PBP) - James Lofton (analyst) - Jane Slater (sideline)
- Steve McKee (producer) - Andy Goldberg (director)

Local Radio: WBAL (1090 AM) & 98Rock (97.9 FM)
- Gerry Sandusky (PBP) - Dennis Pitta (analyst) - Kirk McEwen (sideline)

HARBS SAYS

JOHN HARBAUGH ON STRIVING TO BECOME A GOOD FOOTBALL TEAM:

"What it's going to boil down to in the end is who is mentally tougher over the long haul. You have to keep grinding. You start with a lead? Keep grinding. You start out down in a hole? Keep grinding. If it's tight? Keep grinding. Someone has to pull ahead. It's true for a game; it's true for a season. That's where we're at right now. It's early, and we just have to grind and become better and become mentally tough and fight and become a good football team. It remains to be seen who the good football teams are, and that's what we have to try to become."

INJURY UPDATE

DT Willie Henry (umbilical hernia) and first-round pick **TE Hayden Hurst** (foot), both underwent surgery in late August and missed games in Weeks 1 and 2. **CB Maurice Canady** (thigh) and **RB Kenneth Dixon** (knee) were placed on IR following injuries sustained in Week 1 vs. Buffalo. Three-time Pro Bowl **LB C.J. Mosley** (knee bone bruise) left the Week 2 Cincinnati game in the first quarter and did not return.

NOTE THE QUOTE

OLB TERRELL SUGGS ON THE RAVENS STARTING 1-1:

"We're 1-1. There are some teams in the league that are 0-2, and that's never a good way to start. We just need to get back to work. The journey that we're on is not a straight path. It's a forest, and we've always got to get better every week. Unfortunately, we lost [last Thursday in Cincinnati], but fortunately, [it was just] Week 2. Everything we want to do this season is still possible."

WHAT'S GOING ON?

NFL'S BEST HOME RECORDS (SINCE 2008 / JOHN HARBAUGH ERA)



69-12
.852



60-20-2
.744



60-21
.741

AT HOME UNDER HARBAUGH, THE RAVENS...

- HAVE OUTSCORED OPPONENTS 2,035-1,330 (+705 DIFFERENTIAL)
- HAVE ALLOWED 16.4 PPG, 297.7 YPG & 144 TDs (ALL FEWEST AMONG NFL HOME TEAMS)
- OWN A +53 TURNOVER DIFFERENTIAL
- HAVE OUTSCORED OPPONENTS 204-86 IN THE LAST SIX GAMES (5-1 RECORD)
- ARE 16-2 IN SEPTEMBER, PRODUCING THE NFL'S BEST HOME RECORD IN THE MONTH





2018 RAVENS INFORMATION

SCHEDULE / RESULTS (1-1)

Date	Opponent	Result/Time
Sun. Sept. 9	BUFFALO BILLS	W, 47-3
Thurs. Sept. 13	at Cincinnati Bengals	L, 34-23
Sun. Sept. 23	DENVER BRONCOS	1 p.m.
Sun. Sept. 30	at Pittsburgh Steelers	8:20 p.m. (NBC)
Sun. Oct. 7*	at Cleveland Browns	1 p.m.
Sun. Oct. 14*	at Tennessee Titans	4:25 p.m.
Sun. Oct. 21*	NEW ORLEANS SAINTS	4:05 p.m.
Sun. Oct. 28*	at Carolina Panthers	1 p.m.
Sun. Nov. 4*	PITTSBURGH STEELERS	1 p.m.
Sun. Nov. 11	BYE	
Sun. Nov. 18*	CINCINNATI BENGALS	1 p.m.
Sun. Nov. 25*	OAKLAND RAIDERS	1 p.m.
Sun. Dec. 2*	at Atlanta Falcons	1 p.m.
Sun. Dec. 9*	at Kansas City Chiefs	1 p.m.
Sun. Dec. 16*	TAMPA BAY BUCCANEERS	1 p.m.
Sat./Sun. Dec. 22/23*	at Los Angeles Chargers	TBD
Sun. Dec. 30*	CLEVELAND BROWNS	1 p.m.

*Flexible Scheduling Games Home Games in CAPS All Times Eastern

NOTE OF THE WEEK

The Ravens have scored TDs on all 9 of their red zone drives this season. Baltimore's 9 RZ TDs rank as the NFL's most entering Week 3, while the Ravens and Kansas City Chiefs (6-of-6) are the only NFL teams to remain perfect scoring TDs when inside the 20.

RED ZONE OFFENSE / TOUCHDOWN SCORING PCT. (2018 Season)

Rk.	Team	RZ Drives	Rush TDs	Pass TDs	Total TDs	Pct.
1.	Baltimore	9	4	5	9	100.0
	Kansas City	6	0	6	6	100.0
3.	Pittsburgh	7	3	3	6	85.7

Quick Hits:

- In the Ravens' first two games, **QB Joe Flacco** has completed 8 of 11 passes (72.7%) for 55 yards, 4 TDs and 0 INTs when in the RZ.
- In the last seven games (dating back to 2017), Baltimore has scored 23 TDs on 29 RZ trips. In their last three games, the Ravens have scored 12 TDs on 13 RZ trips.

NUMBERS TO RAVE ABOUT: JOE FLACCO

10-1

Touchdown to interception ratio for **QB Joe Flacco** in his last six home games (5-1 record in those contests).

15-5

Touchdown to interception ratio for Flacco in the Ravens' last nine games dating back to last season. He has produced a 90.2 rating in those contests.

5

Touchdown passes for Flacco in the first two games this year, tying (2009) for the most to open a season in his 11-year career.


376

Passing yards for Flacco in Week 2's defeat at Cincinnati, the sixth most during his career.

9

Completions gaining at least 20 yards for Flacco this season, tying for eighth in the NFL. In 2017, Flacco threw 28 such passes, while his career high is 60 from the Ravens' 2012 Super Bowl season.

SPOTLIGHT: CB TAVON YOUNG



Pos. CB **Ht.** 5-9 **Wt.** 185 **Exp. (NFL/Ravens):** 3/3
College: Temple **Hometown:** Oxon Hill, MD

What song or lyric would be the theme for your life?
 "So I had to grind like that to shine like this," from 'Dreams and Nightmares,' by Meek Mill."

What is your favorite sport to watch besides football?
 "Basketball. I was a basketball player first growing up – AAU, traveling, doing all of that. I actually only played one or two years of little league football, and then I played basketball all the way until my 10th-grade year in high school, when I began playing football. In basketball, I played point guard."

Do you have any memorable jersey swap stories? "My very first NFL game, I swapped with my high school teammate, [current Eagles CB] Ronald Darby, when he was with the Buffalo Bills during my rookie year. That was cool."

What's the best sports moment that you remember? "I had a couple buzzer beaters in basketball growing up! I remember it was a fast break, an open layup, and I was just going into the basket like, 'I can't miss this.' I made it, then everybody charged the court. It was fun. This was little league, like 10 or 11 years old."

If you could trade places with anyone for a day, who would it be?
 "Nobody, for real."

What's your guilty pleasure food? "Ribs. Beef ribs."

What is your favorite movie? "I like 'All About the Benjamins.' You have to see that. Mike Epps and Ice Cube."

Who would play you in a movie about your life? Or, would you play yourself in a movie about your life? "I'd have to play me. I don't know, because these 'look-alikes,' sometimes they are way off."

Would you rather be able to fly or breathe under water? "Breathe under water, just because they said we've only discovered a little bit of the ocean, so I would like to swim all the way around and see what's down there."

RAY LEWIS HALL OF FAME TRIBUTE

• 2018 Pro Football Hall of Fame inductee **LB Ray Lewis** will be honored in a variety of ways by the City of Baltimore and the Ravens this coming weekend.

• On Saturday (Sept. 22), Mayor Catherine Pugh and the city will hold a parade for Lewis to acknowledge his recent HOF enshrinement.

• The parade begins at 10 a.m. on Key Highway & Light Street and will head north on Light Street to Pratt Street, right on Pratt Street and then left on Commerce Street. The parade will end at City Hall, where there will be a fan fest and remarks by Mayor Pugh and Lewis.

• On Sunday (Sept. 23), Lewis will serve as the Ravens Legend of the Game, where he will make an on-field appearance just before kickoff. Prior to that, at 10 a.m., his HOF bust will be available for fan photo opportunities on RavensWalk. At halftime, Lewis will be presented with his HOF ring in a special on-field ceremony.

2018 AFC NORTH STANDINGS

Teams	W	L	T	Home	Road	Div.	Con.	PF	PA
Cincinnati	2	0	0	1-0	1-0	1-0	2-0	68	46
Baltimore	1	1	0	1-0	0-1	0-1	1-1	70	37
Cleveland	0	1	1	0-0-1	0-1	0-0-1	0-0-1	39	42
Pittsburgh	0	1	1	0-1	0-0-1	0-0-1	0-1-1	58	63



OZZIE NEWSOME ON WHAT HE HAS LEARNED ABOUT BALTIMORE DURING HIS TIME AS GM:

"I don't know if any city has more of a solid fan base than we do. Those fans were there with us when we were basically nothing [in 1996]. When we became something, [teams] were intimidated in coming here to play at M&T Bank Stadium. This city has issues like most big cities, and you realize that just listening to the news every day. But I've come to understand that even with those issues there is a common bond here, and the Ravens help bring people together. Regardless if you live in the city or in one of the surrounding counties, or if you attend public or private school, they rally around this football team. This is truly a special place, a special city with a passion for football."

QB Joe Flacco on if he gains any motivation from the Ravens drafting QB Lamar Jackson in the first round:

"I was working hard long before that. It's really just my general mindset. I always tell people, 'If you're not motivated to play in this league from within, then you're not going to make it very long.' Obviously, there are little things along the way that serve as motivation, maybe on one given day or the other, but even if I was motivated by that, it's not something that would last. That's not the kind of motivation that gets you through anything significant. I am who I am every single day."

WR Willie Snead IV on WR John Brown:

"J.B.' [John Brown] is electric, man. He's done a lot of things great since we stepped on the field here. I'm just really, really happy for him that he's actually healthy and making plays like that. It's really good for the whole offense. Just to be able to stretch the field like that, it opens up so much for not only the running backs and the receivers like me underneath, but for 'Crab' [Michael Crabtree] and everybody else."

S Eric Weddle on how opposing teams need to prepare for rookie QB Lamar Jackson:

"You can't not work on when Lamar is in the game. If not, [our offense will] gash the defense. You have to take time. You have to watch the film. Then, coaches have to come up with a plan and go out and practice and rep it. So it's more reps on something you may see, or you may not see. And that benefits us."

CB Brandon Carr on growth he's seen in CB Marlon Humphrey:

"I can tell he's more comfortable on the field. He's confident. He's come into his own – his personality, both on and off the field. He's a special guy. I'm looking forward to seeing him making plays. He has a ton of confidence in his ability and what he can do out there on the field. I see a big attitude change for him this year, because he knows that he can go out there and play with the best of them. We already knew that, but now he can [show everyone]. He had some success last year. We look for him to build on it this year."

G Marshal Yanda on the Ravens' 34-23 loss to Cincinnati after a Week 1, 47-3 win over Buffalo:

"This is the NFL. It's a week-to-week business, and everyone understands that. It's one game at a time. You can win by 40 one week and lose by 40 the next week."

S Eric Weddle on bouncing back after Week 2's loss at Cincy:

"We're fine. It's a 16-game season. You're not going to play great every week, but you have to find ways to win, and we didn't do that [at Cincy]. The sky's not falling, but we have to correct some things. That's why we have practice and coaching. Everyone in this room is accountable. We will take a look at ourselves first and see what we can do better and get back to work."

K Justin Tucker on his mindset when lining up to kick, particularly in high-pressure situations:

"It's OK to be scared, nervous. It's OK to have fear. Courage isn't a lack of fear. It's embracing your fear and not suppressing it and embracing all those emotions and harnessing that in making the ball go straight. We've done everything we can to embrace our emotions and to embrace our situation whenever we've been in those potential game-winning moments. We've come through. Doing that over and over again, that's just part of the job description. When you come through, it's fun, man."

NFL Network's Peter Schrager on OLB Matthew Judon:

"Their defense is going to be great. They're outstanding at all three levels. And we know about 'T-Sizzle,' Terrell Suggs, but everyone in Baltimore tells me there is a young apprentice to Terrell Suggs, that this guy has been taken under his wing, and his name is Matthew Judon. You will see him. He's got the long hair, and he is an absolute beast out there! He had a big season last year. Everyone says he's loud, he's brash, he's fun-loving, trash-talking. He's got a big personality. He is a character, and Matthew Judon is the guy we're going to love."

ESPN.com's Field Yates on why S Eric Weddle should have been included in ESPN's Top 100 projection player rankings:

"What more does Weddle have to do to prove his place among the game's best safeties? Since signing with the Ravens in 2016, Weddle has 10 interceptions to go along with [over] 180 tackles. He's the quarterback of the Ravens' secondary, a reliable teammate and durable, too."

DT Brandon Williams on if he's OK with a "thankless" job that sets others up for success:

"I'm totally fine with what I do. I know it's a dirty job. Somebody's got to do it, and I'm happy to raise my hand and volunteer to do it. As long as my guys have my back, and as long as my guys are making plays around me, that's all I care about."



RAVENS / OPPONENT INFORMATION

2018 RANKINGS

DEFENSE

Category	--Ravens--		--Broncos--	
	Stats	Rank	Stats	Rank
Total Defense	263.0	2	339.5	15
Rush Defense	95.5	15	78.0	6t
Pass Defense	167.5	3	261.5	21
Points Per Game	18.5	6t	21.5	14t
3rd-Down Def. %	25.0	2	22.7	1
4th-Down Def. %	0.0	1t	0.0	1t
Red Zone Def. (TD%)	60.0	18t	50.0	12t

OFFENSE

Category	--Ravens--		--Broncos--	
	Stats	Rank	Stats	Rank
Total Offense	397.0	8	427.5	4
Rush Offense	91.5	23	157.0	2
Pass Offense	305.5	7	270.5	13
Points Per Game	35.0	3	23.5	13t
3rd-Down Off. %	43.3	6	42.9	7t
4th-Down Off. %	50.0	10t	100.0	1t
Red Zone Off. (TD%)	100.0	1t	60.0	13t

TEAM

Category	--Ravens--		--Broncos--	
	Stats	Rank	Stats	Rank
Turnover Ratio	-2	25t	-1	21t
Penalties	16	20t	13	9t
Penalty Yards	129	19t	95	7

SERIES HISTORY

- **Regular Season Series:** Broncos lead, 6-5.
- **In Baltimore:** Ravens are 5-1 (1-0 including playoffs).
- **Postseason Series:** Ravens lead, 2-0.

Date	Location	Result	Attendance
10/20/96	Denver	Broncos, 45-34	70,453
12/31/00*	Baltimore	Ravens, 21-3	69,638
09/30/01	Denver	Ravens, 20-13	75,082
09/30/02	Baltimore	Ravens, 34-23	69,638
10/26/03	Baltimore	Ravens, 26-6	69,721
12/11/05	Denver	Broncos, 12-10	75,651
10/09/06	Denver	Broncos, 13-3	76,355
11/01/09	Baltimore	Ravens, 30-7	71,132
10/10/10	Baltimore	Ravens, 31-17	71,246
12/16/12	Baltimore	Broncos, 34-17	71,317
01/12/13**	Denver	Ravens, 38-35 (2OT)	76,732
09/05/13	Denver	Broncos, 49-27	76,977
09/13/15	Denver	Broncos, 19-13	76,798

* Wild Card Playoff ** Divisional Playoff

BALTIMORE & DENVER HOT IN SEPTEMBER

Under **John Harbaugh** (since 2008) the Ravens own the NFL's third-best record in the month of September, going 23-12.

NFL'S BEST RECORDS IN SEPTEMBER (John Harbaugh Era / Since 2008)

Rk.	Team	Record	Pct.
1.	Denver Broncos	26-9	.743
2.	New England Patriots	25-10	.714
3.	Baltimore Ravens	23-12	.657
4.	Green Bay Packers	23-12-1	.653
5.	Atlanta Falcons	23-13	.639

RAVENS / BRONCOS LEADERS

PASSING YARDS (TDs/INTs)

Joe Flacco	612 (5/2)	Case Keenum	551 (3/4)
Lamar Jackson	24 (0/0)	n/a	n/a

RUSHING YARDS (YPC)

Alex Collins	48 (3.0)	Phillip Lindsay	178 (6.1)
Lamar Jackson	45 (5.0)	Royce Freeman	99 (4.3)

RECEIVING YARDS (CATCHES)

John Brown	136 (7)	Emmanuel Sanders	231 (14)
Willie Snead IV	103 (9)	Demaryius Thomas	81 (11)
Michael Crabtree	94 (8)	Jake Butt	77 (6)

POINTS

Justin Tucker	16	Brandon McManus	17
Javorius Allen	12	Five Players	6
John Brown	12	n/a	n/a

INTERCEPTIONS (YARDS)

Brandon Carr	1 (32)	Adam Jones	1 (0)
Tony Jefferson	1 (15)	Justin Simmons	1 (0)

SACKS (YARDS)

Tavon Young	2 (-7)	Von Miller	4 (-26)
Four Players	1 (n/a)	S. Barrett/C. Harris Jr.	1 (n/a)

TACKLES (SOLO)

Tony Jefferson	13 (8)	Todd Davis	13 (13)
Kenny Young	11 (8)	Justin Simmons	13 (11)
Marlon Humphrey	9 (7)	Von Miller	12 (9)

GROSS PUNTING (NET)

Sam Koch	53.3 (45.4)	Marquette King	47.1 (43.3)
--------------------	-------------	--------------------------	-------------

FIELD GOALS (PCT.)

Justin Tucker	3/3 (100.0)	Bran. McManus	4/4 (100.0)
-------------------------	-------------	-------------------------	-------------

PUNT RETURN YARDS (AVG.)

Janarion Grant	52 (7.4)	Adam Jones	10 (3.3)
--------------------------	----------	----------------------	----------

KICKOFF RETURN YARDS (AVG.)

Janarion Grant	56 (28.0)	n/a	n/a
--------------------------	-----------	---------------	-----

2018 TALE OF THE TAPE

Category	Ravens	Broncos
Record	1-1	2-0
Current Streak	Lost 1	Won 2
Points Scored	70	47
TDs Scored	9	5
Rushing TDs Scored	4	2
Passing TDs Scored	5	3
TDs on Returns	0	0
Points Against	37	43
TDs Allowed	4	5
Rushing TDs Allowed	0	1
Passing TDs Allowed	4	4
TDs on Returns Allowed	0	0
Time of Poss. Avg.	31:42	31:06
KOR Avg. For	28.0	n/a
KOR Avg. Against	27.6	19.5
PR Avg. For	7.4	3.3
PR Avg. Against	8.6	4.5
Sacks	6	7
Sacks Allowed	6	2
Interceptions	2	2
Interceptions Thrown	2	4
Fumbles Lost/Recovered	2/0	0/1



RAVENS / OPPONENT INFORMATION

TOP RAVENS-BRONCOS CONNECTIONS

PRO CONNECTIONS

- Ravens defensive coordinator **Don “Wink” Martindale** served as the Broncos’ linebackers coach in 2009 and then was promoted to defensive coordinator for the 2010 season.
- Baltimore head coach **John Harbaugh** and Denver offensive coordinator **Bill Musgrave** served on the same Philadelphia Eagles coaching staff in 1998. Harbaugh was the special teams coordinator, whereas Musgrave was the offensive coordinator (Weeks 7-16) and offensive assistant (Weeks 1-6).
- Broncos **S Darian Stewart** spent the 2014 season with the Ravens, producing 53 tackles, 4 PD, 1 FF and 1 blocked punt.
- Denver **G/T Billy Turner** spent a week on Baltimore’s practice squad in 2016 before being claimed by the Broncos.

COLLEGE CONNECTIONS

- Ravens **CB Jimmy Smith** played for the University of Colorado from 2007-10. **G/T Alex Lewis** began his collegiate career with the Buffs (2011-12) before transferring to Nebraska.
- Ravens player personnel assistant **Patrick Williams** attended college at CU-Boulder (2005-08), playing wide receiver for the Buffs all four years.
- A Maryland native, Broncos **DE Zach Kerr** began his college career at the University of Maryland (2009-11) before transferring to the University of Delaware, where he played with Ravens **TE Nick Boyle** for two seasons (2012-13).
- Denver **G Max Garcia** attended the University of Maryland (2011) before transferring to the University of Florida.

HOMETOWN/HIGH SCHOOL CONNECTIONS

- Broncos **DE Zach Kerr** attended Quince Orchard (Gaithersburg, MD) HS, while teammate **OLB Shaquil Barrett** was born in Baltimore, but attended high school in Nebraska.

RAVENS RADIO BROADCASTS

- The Ravens’ 2018 radio team features **Gerry Sandusky**, with former Ravens standouts **OLB Jarret Johnson** and **TE Dennis Pitta** splitting half the games as analysts. 98 Rock’s **Kirk McEwen** serves as the sideline reporter for home games, while former Ravens **RB Justin Forsett** is the away game sideline reporter.
- All Ravens games can be heard on 98Rock WIIY (97.9 FM), WBAL 1090 AM, baltimoreravens.com, in the Ravens mobile app (when fans are in Baltimore) and on 21 regional affiliates. These broadcasts spans three states – Maryland, Pennsylvania and Delaware – and Washington, D.C.
- Additionally, Tico Sports produces a Spanish radio broadcast. With a crew consisting of David Andrade (play-by-play), Allen Gutierrez (analyst) and Juliana Lopez (producer), Tico Sports broadcasts games on Radio La Jefa WDMV 700 AM, the Ravens’ flagship Spanish radio partner. The broadcast also digitally streams games on the Ravens Mobile App.



2018 SCHEDULING NOTES

- Two of the Ravens’ first four games this season are nationally televised, with both of those primetime contests occurring on the road (including a Week 4 Sunday night game at Pittsburgh).
- The Week 4 primetime battle at Pittsburgh (9/30) begins a stretch when Baltimore will play four of five games on the road. (This includes three-consecutive away games from Weeks 4-6: at Pittsburgh, at Cleveland and at Tennessee.)
- Four of the Ravens’ first six games will be played on the road, as will five of their first eight.
- The Ravens will not leave Baltimore in the month of November, with all three games being played at M&T Bank Stadium. (Baltimore’s bye falls on Nov. 11, marking the second-straight year with a Week 10 bye.)
- Six of the Ravens’ first nine games are vs. 2017 playoff teams.
- Starting in Week 4 at Pittsburgh, Baltimore embarks on a six-game stretch when the Ravens will face five 2017 postseason participants.
- The Ravens play five division opponents in the first 10 games.
- All three of Baltimore’s divisional road games will be completed by Week 5. (This is the earliest the Ravens will have ever finished their AFC North Division road schedule, with the previous earliest occurring in Week 9 of 2014.)

WEEK 2 RECAP

CINCINNATI 34, BALTIMORE 23

WEEK 2 ■ SEPT. 13, 2018 ■ PAUL BROWN STADIUM

After trailing 21-0 and 28-7 in the first half, the Ravens battled back within 5 points (28-23) in the fourth quarter, but could not complete the comeback, dropping a 34-23 decision at Cincinnati last Thursday night. **QB Joe Flacco** turned the ball over 3 times, with his first interception leading to a 7-0 Bengals’ lead. Rookie **S Jessie Bates** stole a Flacco pass and returned it to the Ravens’ 16-yard line. Four plays later, QB **Andy Dalton** found WR **A.J. Green** for a 4-yard touchdown. That same Dalton-to-Green scoring combination gave the Bengals a 21-0, second-quarter advantage. The second score was a Dalton 32-yard strike to the exceptional receiver, while the third came on a 7-yard Green catch. The Ravens battled back to make it 21-7 with a **RB Javorius Allen** 1-yard TD run before Dalton completed his fourth TD pass of the first half, hitting WR **Tyler Boyd** with a 14-yard TD toss. Baltimore rebounded with a 1-yard Flacco-to-**TE Mark Andrews** TD, bringing the score to 28-14 at the half. Baltimore **K Justin Tucker**’s 55-yard field goal got the Ravens within 11 (28-17) after three quarters. When Flacco hit **WR John Brown** for a 32-yard TD with 9:35 left in the game – making the score 28-23 – the Ravens were back in the contest. However, 2 K **Randy Bullock** FGs (28 and 40 yards), one following a Flacco fumble at the Ravens’ 29, secured the victory for the Bengals. Dalton was 24-of-42 for 265 yards with 4 TDs, and he was not sacked. Boyd caught 6 passes for 91 yards, and Green grabbed 5 Dalton missives for 69 and 3 TDs. RB **Joe Mixon** rushed 21 times for 84 yards. Flacco was 32-of-55 for 376 yards, with 2 TDs and 2 INTs, while being sacked 4 times. **WR Michael Crabtree** (56 yards), **WR Willie Snead IV** (54) and **Allen** (36) each caught 5 passes, while Brown posted a game-high 92 receiving yards on 4 catches.



2017 RAVENS HIGHLIGHTS

STOP & SCORE

Over the last nine games of 2017, when the Ravens posted a 6-3 record, Baltimore ranked No. 2 in the NFL in points per game (29.4). Additionally, the Ravens' points differential (+110) stood No. 2 in the league during this span.

POINTS DIFFERENTIAL (Weeks 8-17 / Last 9 Games)

1. New England . . . +133
2. Baltimore+110
3. Philadelphia +109

MOST POINTS PER GAME (Weeks 8-17 / Last 9 Games)

1. LA Rams 29.6
2. Baltimore 29.4
3. New England 29.2

2017 NUMBERS TO RAVE ABOUT

11

Sacks by **OLB Terrell Suggs**, tying for the NFL's 11th most. In an amazing 15 completed seasons, his 125.5 career sacks rank No. 2 among active players, only behind Julius Peppers (154.5).

6

INTs by **S Eric Weddle**, who in 2017 tied (A.J. Bouye) for the NFL's third most. In his first two seasons (2016-17) as a Raven, he has 10 INTs, which rank No. 1 among all NFL safeties in that span.

5

NFL defenders, including Ravens second-year **OLB Matthew Judon**, who posted at least 50 tackles, 15 tackles for loss, 8 sacks and 2 forced fumbles in 2017. Judon joined Jadeveon Clowney, Chandler Jones, Cameron Jordan and Von Miller in the elite group.

4

NFL ranking of 2017 rookie **CB Marlon Humphrey's** defensive passer rating (49.6), among players who were targeted a minimum of 15 times. The first-round pick also snagged 2 INTs.

1

All-time NFL ranking for **K Justin Tucker's** FG% (90.2), including a 91.9 mark (34 of 37) in 2017. Tucker made 19-straight boots to close out the season, with his lone misses coming from 58, 62 and 46 (blocked) yards.

FLACCO HEATED UP

QB Joe Flacco missed all of training camp with a back injury, but returned to start Week 1. As he eased back into football shape, his first several weeks of the season weren't up to his standards. Additionally, Flacco was adjusting to the Ravens' reshuffled offensive line, which experienced many early-season injuries, but eventually gelled to become a team strength. Below are Flacco's statistics in the final seven games, when he and Baltimore's offense began to hit its stride, and the team went 5-2.

QB JOE FLACCO'S LAST SEVEN GAMES

Opp.	Result	Att.	Cmp.	Pct.	Yds.	TD	INT	Sk	Rate
@ GB	W	28	22	78.6	183	1	1	3	90.9
vs. Hou.	W	32	20	62.5	141	0	0	1	72.5
vs. Det.	W	36	23	63.9	269	2	0	0	105.0
@ Pit.	L	35	20	57.1	269	2	1	1	88.9
@ Cle.	W	42	26	61.9	288	1	0	1	90.2
vs. Ind.	W	38	29	76.3	237	2	0	1	109.2
vs. Cin.	L	47	25	53.2	203	2	1	1	69.7
Totals	5-2	258	165	64.0	1,590	10	3	8	89.1

NO. 1 TURNOVER MARGIN

The Ravens tallied the NFL's No. 1 turnover differential (+17) in 2017. Baltimore also registered the NFL's most takeaways (34).

2017 TURNOVER DIFFERENTIAL

1. Baltimore+17
2. Kansas City+15
3. LA Chargers+12

2017 TURNOVERS FORCED

1. Baltimore 34
2. Jacksonville 33
3. Detroit 32

TOPS IN PICKS

Baltimore's defense racked up an NFL-best 22 INTs, tying (2009) for the sixth most in franchise single-season history. Pro Bowl **S Eric Weddle** led the charge, producing 6 thefts, which tied (A.J. Bouye) for third most in the NFL.

RAVENS INTERCEPTIONS (2017 Season)

Rk.	Player	INTs
1.	Eric Weddle	6
2.	Brandon Carr	4
3.	Jimmy Smith	3
4.	C.J. Mosley	2
	L. Webb, M. Humphrey . .	2

NFL INTERCEPTIONS (2017 Season)

Rk.	Team	INTs
1.	Baltimore*	22
2.	Jacksonville	21
3.	New Orleans	20
4.	Detroit/Philadelphia . .	19

* Includes 3 INT-TDs (tied for NFL high)

LIMITING THE MISTAKES

Baltimore committed the NFL's third-fewest penalties (91, tied, NYG) in 2017. (The 91 also stand as the third fewest in Ravens history.) Additionally, Baltimore's 32 *offensive* penalties in 2017 tied (GB) for the league's fewest.

FEWEST OVERALL PENALTIES (2017 Season)

1. Carolina 83
2. Tennessee 85
3. Baltimore/NYG 91

FEWEST OFFENSIVE PENALTIES (2017 Season)

1. Baltimore 32
- Green Bay 32
3. Dal., Cin., Car. 35

OPPORTUNISTIC DEFENSE

Baltimore produced the NFL's second-most defensive touchdowns (tied, Det. & Phi.) in 2017. It marked the most D-TDs by the Ravens in a single season since 2008, when they posted six.

DEFENSIVE TOUCHDOWNS / 2017 SEASON

Rk.	Team	D-TDs	INTs	FRs
1.	Jacksonville Jaguars	7	2	5
2.	Baltimore Ravens	5	3	2
	Detroit Lions	5	3	2
	Philadelphia Eagles	5	1	4

SHUTOUT CITY

The Ravens have posted an NFL-high 13 shutouts since their 1996 inception, a mark that includes three opponent "blankings" in 2017. Baltimore is the fifth team – and first since 2003 (NE) – in the past 30 years to record at least three shutouts in a season.

MOST SHUTOUTS

(Since 1996 / Ravens' Inception)	
Rk.	Team
1.	Baltimore Ravens 13
2.	San Francisco 49ers11
	Seattle Seahawks11
4.	New England Patriots . .10
	Pittsburgh Steelers10

MOST SHUTOUTS IN A SEASON (Past 30 Years)

Rk.	Team	Shutouts
1.	Baltimore (2000)	4
2.	Baltimore (2017)	3
	New England (2003)	3
	San Francisco (2001)	3
	Washington (1991)	3



RAVENS WINNING WAYS

TOP FRANCHISES / SINCE 2000

TOTAL WINS

1. New England Patriots . . . 242
2. Pittsburgh Steelers . . . 203
3. Indianapolis Colts . . . 193
4. Green Bay Packers . . . 191
5. Philadelphia Eagles . . . 186
- 6. BALTIMORE RAVENS . . . 182**

SUPER BOWL BERTHS

1. New England Patriots . . . 8
2. New York Giants 3
- Pittsburgh Steelers 3
- Seattle Seahawks 3
- 5. BALTIMORE RAVENS 2**
- Car., Den., Ind., Phi. 2

SUPER BOWL TITLES

1. New England Patriots . . . 5
- 2. BALTIMORE RAVENS 2**
- New York Giants 2
- Pittsburgh Steelers 2
- Den., GB, Ind., 1
- NO, Phi., Sea., TB 1

CONF. TITLE GAMES

1. New England Patriots . . 12
- Philadelphia Eagles 6
- Pittsburgh Steelers 6
- 4. BALTIMORE RAVENS 4**
- Green Bay Packers 4
- Indianapolis Colts 4

WINNING SEASONS

1. New England Patriots . . 17
- Green Bay, Pittsburgh . . 14
- Indianapolis Colts 13
- 5. Baltimore Ravens 12**
- Philadelphia, Seattle 12

PLAYOFF BERTHS

1. New England Patriots . . 15
- Green Bay, Indianapolis . . 13
- Pittsburgh Steelers 12
- Philadelphia, Seattle . . 11
- 7. BALTIMORE RAVENS 10**

PLAYOFF GAMES

1. New England Patriots . . 37
- Pittsburgh Steelers 25
- Green Bay Packers 24
- Indianapolis Colts 24
- 5. BAL., Phi., Sea. 23**

PLAYOFF WINS

1. New England Patriots . . 27
- 2. BALTIMORE RAVENS . . . 15**
- Pittsburgh Steelers 15
- Philadelphia Eagles . . . 13
- Seattle Seahawks 13

SUPER BOWL CHAMPIONS



LB Ray Lewis - 2000 Super Bowl XXXV MVP

In a magnificent effort showcasing thrilling performances by their defense, offense and special teams units, the Baltimore Ravens won Super Bowl XXXV with a 34-7 victory over the New York Giants. Allowing the Giants a meager 152 total net yards, New York's attack crossed midfield just twice, while Baltimore's "D" posted 4 INTs. LB Ray Lewis was named the game's MVP, capping an accolade-filled season in which he was also tabbed the NFL's Defensive Player of the Year.



QB Joe Flacco - 2012 Super Bowl XLVII MVP

Baltimore defeated San Francisco, 34-31, in Super Bowl XLVII, capturing the franchise's second World Championship. After an amazing first-half performance, the Ravens took a commanding 28-6 lead. But following a bizarre, 34-minute power outage that halted play, the 49ers stormed back into contention. Clinging to a 34-29 edge late in the game, the Ravens stood firm on a pivotal goal-line stand, jamming SF on four-straight plays inside the 7-yard line. QB Joe Flacco was named the game's MVP.

PLAYOFF PERFORMERS

PLAYOFF WINNING PERCENTAGE (Since 1970 Merger)

Rk.	Team	Record	Pct.
1.	BALTIMORE RAVENS**	15-8	.652
2.	New England Patriots****	33-19	.635
3.	New York Giants****	20-12	.625
4.	San Francisco 49ers*****	30-19	.612
5.	Pittsburgh Steelers*****	36-24	.600

* Number of Super Bowl Titles

JOHN HARBAUGH ERA

(SINCE 2008)

PLAYOFF BERTHS

1. New England Patriots . . . 9
- Green Bay Packers 8
- Pittsburgh Steelers 7
- 4. BALTIMORE RAVENS 6**
- Atlanta Falcons 6
- Cincinnati Bengals 6
- Indianapolis Colts 6
- Seattle Seahawks 6

TOTAL WINS

1. New England Patriots . . 137
- Pittsburgh Steelers 114
- Green Bay Packers 110
- 4. BALTIMORE RAVENS . . . 105**
- New Orleans Saints . . . 102
- Atlanta Falcons 100
- Denver Broncos 100

PLAYOFF WINS

1. New England Patriots . . 13
- 2. BALTIMORE RAVENS . . . 10**
- Green Bay Packers 9
- Seattle Seahawks 9
- Pittsburgh Steelers 8

PLAYOFF GAMES

1. New England Patriots . . 20
- Green Bay Packers 16
- 3. BALTIMORE RAVENS . . . 15**
- Pittsburgh Steelers 14
- Seattle Seahawks 14

AFC TITLE GAMES

1. New England Patriots . . . 7
- 2. BALTIMORE RAVENS 3**
- Pittsburgh Steelers 3
- Denver Broncos 2
- Indianapolis Colts 2
- New York Jets 2

PLAYOFF ROAD WINS

- 1. BALTIMORE RAVENS 7**
- Green Bay Packers 5
- New York Jets 4
- San Francisco 49ers 3
- NY Giants, Philadelphia . . 2
- Pittsburgh, Seattle 2

REG. SEASON WINS

1. New England Patriots . . 124
- Pittsburgh Steelers . . . 106
- Green Bay Packers . . . 101
- Atlanta Falcons 96
- New Orleans Saints . . . 96
- 6. BALTIMORE RAVENS . . . 95**
- Denver Broncos 94

REG. SEASON HOME WINS

1. New England Patriots . . 69
- 2. BALTIMORE RAVENS . . . 60**
- Green Bay Packers 60
- Pittsburgh Steelers 58
- New Orleans Saints . . . 56
- Minnesota Vikings 55
- Atlanta Falcons 54

SUPER BOWL SUCCESS

The Baltimore Ravens are one of four franchises (New England, NY Giants and Pittsburgh) to win multiple Super Bowls since 2000.



HEAD COACH JOHN HARBAUGH

ALL-TIME RAVENS COACHING RECORDS

John Harbaugh is the third head coach in Baltimore Ravens history. He is the franchise's all-time winningest coach (105 total victories), with Brian Billick (85) ranking second.

SEASONS
RAVENS: 11TH
NFL: 21ST

Coach	Seasons	Reg. Season	Playoffs	Total
John Harbaugh	2008-18	95-67	10-5	105-72
Brian Billick	1999-2007	80-64	5-3	85-67
Ted Marchibroda	1996-98	16-31-1	n/a	16-31-1



HARBAUGH HEAD COACHING RECORDS (2008-18)

- Overall Career Record . . . 105-72
- Regular Season Record . . . 95-67
- at Home 60-21
- on Road 35-46
- vs. AFC 72-50
- vs. AFC North 37-24
- vs. NFC 23-17
- Playoffs Record 10-5
- Home Playoff Games 2-0
- Road Playoff Games 7-5
- Super Bowl Record 1-0
- vs. Denver 2-3 (1-0 playoffs)

RAVENS WINS UNDER HARBAUGH

Including playoffs (10-5), the Ravens are 105-72 since **John Harbaugh's** 2008 arrival, posting the NFL's fourth-most victories.

TOTAL NFL WINS / INCLUDING PLAYOFFS / SINCE 2008

Rk.	Team	Total Wins
1.	New England Patriots	137
2.	Pittsburgh Steelers	114
3.	Green Bay Packers	110
4.	Baltimore Ravens	105
5.	New Orleans Saints	102

HARBAUGH SEASON-BY-SEASON

Year	Record	Playoffs (Result)
2018	1-1	TBD
2017	9-7	No Playoff Berth
2016	8-8	No Playoff Berth
2015	5-11	No Playoff Berth
2014	10-6	1-1 (Advanced to Divisional Round)
2013	8-8	No Playoff Berth
2012	10-6	4-0 (Won Super Bowl XLVII)
2011	12-4	1-1 (Advanced to AFC Championship)
2010	12-4	1-1 (Advanced to Divisional Round)
2009	9-7	1-1 (Advanced to Divisional Round)
2008	11-5	2-1 (Advanced to AFC Championship)

HARBS IS HISTORICALLY GOOD

MOST PLAYOFF WINS BY A COACH / FIRST 10 SEASONS (Since 1970 Merger)

Coach (Team)	Playoff Wins	Seasons
Joe Gibbs (Was.)	12	1981-90
Chuck Knoll (Pit.)	11	1968-78
John Harbaugh (Bal.)	10	2008-17
Bill Belichick (Cle. & NE)	10	1991-95, 2000-04
Andy Reid (Phi.)	10	1999-2008
George Seifert (SF, Car.)	10	1989-96, '99-'00
Bill Walsh (SF)	10	1979-88

THE HARBAUGH FILE

John Harbaugh has led the Ravens to a playoff berth in six (2008-12 & 2014) of his 10 full seasons in Baltimore, and in 2012, captured the franchise's second Super Bowl title. Under "Harbs," the Ravens have secured an appearance in three AFC Championships (2008, 2011 & 2012).

Here are several Harbaugh quick hits:

- The Ravens are one of only eight teams (NE – 9; GB – 8; Pit. – 7; Atl., Bal., Cin., Ind. & Sea. – 6) to earn at least six postseason berths in the last 10 years. (Baltimore has won at least one game in each of those playoff campaigns.)
- The Ravens' 10 playoff wins since 2008 rank second only to New England's 13.
- "Harbs" is the only head coach in NFL history to win a playoff game in each of his first four and five seasons.
- John and his brother, Jim (formerly of the 49ers), are the only head coaches to advance to three conference title games in the first five years as NFL bosses.
- Harbaugh is the only coach in NFL history to win a playoff game in six of the first seven seasons of a coaching career.
- In 2012, Harbaugh became the third coach (with Bill Cowher & Chuck Knox) since the 1970 merger to guide his team to the playoffs in each of his first five seasons.
- Harbaugh owns the third-most playoff wins (10, tied) by a coach in his first 10 seasons (since the 1970 merger).
- With the Ravens' 2014 playoff berth, Harbaugh became one of eight coaches in NFL history to make the postseason in six of their first seven seasons coaching.
- For coaches to make the playoffs in at least six of their first 10 years, "Harbs" is one of five active coaches to do so (Pete Carroll, Mike McCarthy, Andy Reid & Mike Tomlin).
- Harbaugh, Tom Landry (Dal.) and Tom Coughlin (Jax./NYG) own the most road playoff wins (7) by a HC in NFL history.



HEAD COACH JOHN HARBAUGH

ACTIVE HEAD COACH WINNING PERCENTAGE

Head coach **John Harbaugh** owns the sixth-best winning percentage (.593) among active coaches (min. 75 games), compiling an impressive 105-72 record (including playoffs).

ACTIVE HEAD COACHES / CAREER WINNING PERCENTAGE (Totals Include Regular Season and Playoff Games / Min. 75 Games)

Rk.	Coach	Team	Seasons	Record	Pct.
1.	Bill Belichick	Cle./NE	1991-95, 2000-18	279-130	.682
2.	Mike Tomlin	Steelers	2007-18	124-68-1	.645
3.	Mike McCarthy	Packers	2006-18	132-78-2	.627
4.	Andy Reid	Phi./KC	1999-2018	196-133-1	.595
	Sean Payton	Saints	2006-18	113-77	.595
6.	John Harbaugh	Ravens	2008-18	105-72	.593
7.	Pete Carroll	NYJ/NE/Sea.	'94, '97-99, '10-18	122-88-1	.581

TRENDS UNDER HARBS

On grass	39-29
Artificial turf	56-38
September	23-12
October	16-22
November	30-12
December	23-19
January	3-2
Leading at halftime	76-17
Leading after 3 quarters	84-15
When scoring first	71-20
Positive or even turnover ratio	76-27
Scoring 20 or more points	78-29
Scoring 30 or more points	36-5
Totaling 350 or more net yards	50-24
Rushing for 150 or more yards	28-6
Holding opp. under 250 net yards	33-6
Holding opp. under 21 points	78-14
Holding opp. under 15 points	57-6

POSTSEASON SUCCESS: ACTIVE COACHES

PLAYOFFS WIN PERCENTAGE (Min. 5 Games)

Rk.	Coach	Rec.	Pct.
1.	Bill Belichick	28-11	.718
2.	John Harbaugh	10-5	.667
3.	Dan Quinn	3-2	.600
4.	Pete Carroll	10-7	.588
5.	Sean Payton	7-5	.583

SUPER BOWL TITLES

1. Bill Belichick	5
2. John Harbaugh	1
Pete Carroll	1
Mike McCarthy	1
Sean Payton	1
Doug Pederson	1
Mike Tomlin	1

HARBAUGH'S PATH TO THE NFL

Team	Position	Years
Baltimore Ravens	Head Coach	2008-18
Philadelphia Eagles	Secondary	2007
Philadelphia Eagles	Special Teams Coord.	1998-2006
Indiana University	DBs/Special Teams Coord.	1997
University of Cincinnati	Assistant Head Coach	1995-96
University of Cincinnati	TEs/OLBs/RBs/Special Teams	1989-94
Morehead State	DBs/ST Coord./S&C Coach	1988
University of Pittsburgh	Tight Ends	1987
Western Michigan	Graduate Assistant	1984-86

RAVENS UNDER HARBAUGH: SINCE 2008



AFC TITLE GAMES
(2nd Most - tied, Pit.)



ROAD PLAYOFF WINS
(NFL High)



PLAYOFF WINS
(2nd Most, NE - 13)



WINS AT HOME
(2nd Most - tied, GB)



TOTAL VICTORIES
(4th Most)

"I like the message that John brings. He doesn't talk like a guy who has been here 10 years. It's amazing how he tends to rejuvenate himself and his message, and we're lucky to have a leader like him."

- Steve Bisciotti, Ravens Owner



JERRY ROSBURG & SPECIAL TEAMS NOTES



ROSBURG LEADS RAVENS SPECIALISTS

SEASONS
RAVENS: 11TH
NFL: 18TH

Special teams coordinator/associate head coach **Jerry Rosburg** has guided a stellar special teams group since arriving in Baltimore in 2008. Below are several standout notes about the coach and his successful group of specialists.

SIX PRO BOWLERS

• Six Ravens have earned eight combined Pro Bowl honors while playing for Rosburg: ST **Brendon Ayanbadejo** (2008), K **Billy Cundiff** (2010), RS **Jacoby Jones** (2012), K **Justin Tucker** (2013 & 2016), LS **Morgan Cox** (2015 & 2016) and P **Sam Koch** (2015).

PRIME KICKER & PUNTER

• Two-time Pro Bowl **K Justin Tucker**, who Rosburg scouted and helped sign as a rookie free agent, owns the NFL's most FGs (205) since entering the NFL in 2012. With a 90.3% career success mark, "Tuck" is the most accurate kicker in league history (205-of-227 on FGAs). Earning his first Pro Bowl nod in 2015, **P Sam Koch's** 46.7 gross average ranked No. 9 in the NFL that season, while his 42.9 net average was No. 2. In 2017, Koch led the NFL in both punts inside the 10 (16) and inside the 20 (a franchise-record 40).

RAVENS' BIG RETURNS

• Led by Pro Bowl RS **Jacoby Jones** in the 2012 Super Bowl season, Baltimore ranked first in the NFL in KOR average (27.3). Jones, who became the first player ever to record dual KORs of at least 105 yards in a career, tied for a league-leading 3 kick return TDs (2 KORs & 1 PR). He also tied an NFL record for longest KOR in a Super Bowl with his 108-yard KOR-TD. (In 2014's game at Pit., he added another 108-yarder to his resume, marking 4 total KOR-TDs over 100 yards in his career.)

2017: RAVENS RETURN GAMES SOARS IN WEEK 6 vs. CHICAGO

• In Week 6 vs. Chicago, for the first time in franchise history, the Ravens returned a kickoff and punt return for a TD in the same game. RB **Bobby Rainey Jr.** posted a 96-yard KOR-TD, while WR **Michael Campanaro** registered a 77-yard PR-TD. The Ravens became the first NFL team to have KOR and PR touchdowns in the same game since 2013, when Detroit and Kansas City each accomplished the feat on 12/8/13.

BALTIMORE BLOCK PARTY

Since 2014, the Ravens have produced the NFL's second-most blocked kicks (13, tied), including an NFL-high (tied) 4 in 2016.

MOST BLOCKED KICKS (Since 2014)

Rk.	Team	Blocks
1.	Philadelphia	15
2.	Baltimore	13
	Miami	13

MOST BLOCKED KICKS (2016 Season)

Rk.	Team	Blocks
1.	Baltimore	4
	Miami	4
3.	Five Teams	3

RAVENS' 13 BLOCKS: BREAKDOWN (SINCE 2014)

Total Blocks	13	1st Qtr.	3	When Losing	8
FG Blocks	7	2nd Qtr.	1	When Winning	3
PAT Blocks	3	3rd Qtr.	3	When Tied	2
Punt Blocks	3	4th Qtr.	6	Record w/ Block	.8-5

205

J. Tucker FGs Made
NFL's Most Since '12

827

J. Tucker Points Scored
NFL's Second Most Since 2012

90.3

J. Tucker Career FG %
Best in NFL History

5

Ravens Kickoff Return TDs
NFL's Second Most Since 2011

10

Ravens Total Kick Return TDs
NFL's Third Most Since 2011

SIX STRAIGHT IN THE TOP 5

In the past six full seasons (2012-17), the Ravens' special teams units have consistently been acknowledged as one of the league's best. In the annual special teams report from senior NFL writer **Rick Gosselin**, Baltimore has ranked in the NFL's Top 5 for six-straight seasons. (Gosselin's report is recognized by NFL teams as a special teams measuring stick.)

RAVENS SPECIAL TEAMS RANKINGS IN RICK GOSSELIN'S ANNUAL REPORT (Past Six Seasons)

Season	Ranking
2017	4th
2016	5th
2015	1st
2014	5th
2013	5th
2012	2nd

No other NFL team has been in the Top 5 (or even the Top 10) in each of the past six seasons.

TOP KOR AVERAGE

Since 2008, when **Jerry Rosburg** became the Ravens' ST coordinator, Baltimore owns the NFL's No. 1 KOR average (25.4).

NFL KICKOFF RETURN AVERAGE (Since 2008 / Rosburg's Baltimore Tenure)

Rk.	Team	KOR	Yards	Avg.	Long	TDs
1.	Baltimore Ravens	446	11,319	25.4	108t	7
2.	Minnesota Vikings	500	12,296	24.6	109t	10
3.	Atlanta Falcons	378	9,073	24.0	102t	1
4.	Seattle Seahawks	463	10,988	23.8	105t	6
5.	New York Jets	499	11,813	23.7	107t	6



MARTY MORNHINWEG & OFFENSIVE NOTES

MARTY MANS THE OFFENSE

Marty Mornhinweg was elevated to offensive coordinator on Oct. 10, 2016. A 24-year NFL coaching veteran, Mornhinweg, who joined Baltimore as QBs coach in 2015, is a former head coach of the Lions (2001-02). He has also served as offensive coordinator for the New York Jets (2013-14), Philadelphia Eagles (2004-12) and San Francisco 49ers (1997-2000).

FIVE PRO BOWLERS

• Throughout his NFL coaching career, five quarterbacks have earned Pro Bowl honors under Mornhinweg's direction: Michael Vick, Donovan McNabb, Steve Young, Jeff Garcia and Brett Favre.

SEASONS

RAVENS: 4TH
NFL: 24TH



MARTY'S NFL COORDINATOR ROLES

1997-2000: 49ers – Offensive Coordinator/QBs Coach

- During this span, SF offense ranked third in total net yards (364.6 ypg), including third in rushing (131.4 ypg) and fifth in passing (233.2 ypg).
- In 1999, the 49ers boasted the NFL's No. 1 rush offense (130.9 ypg).
- In 1998, SF offense ranked No. 1 in the NFL (425.0 ypg), including first in rushing (159.0 ypg) and second in passing (266.0 ypg).

2004-12: Eagles – Offensive Coordinator/Asst. Head Coach

- Under Mornhinweg, 10 offensive players earned a total of 17 Pro Bowl honors. Philly set a then-franchise best with 6,386 total net yards in 2011.
- In his first season (2004) guiding the offense, Philadelphia advanced to Super Bowl XXXIX.

2013-14: NY Jets – Offensive Coordinator

- Jets ranked third in the NFL rush offense (138.7 ypg) during this span.
- In 2014, helped guide a rushing attack that finished third in the NFL (142.5 ypg) behind RBs Chris Ivory and Chris Johnson.

2016-18: Baltimore Ravens – Offensive Coordinator

- In 2016, QB Joe Flacco threw for a franchise-record 4,317 yards.
- Over 2017 season's last nine games, Baltimore scored the NFL's second-most points per contest (29.4). During this span, the Ravens also ranked No. 1 in fewest giveaways (5) and No. 2 in sacks allowed (10).

TOP "O" UNDER HARBAUGH

The Ravens' Top 6 all-time single-game offensive outputs have come during the John Harbaugh/QB Joe Flacco Era, including a 496-yard performance vs. Miami with Marty Mornhinweg as O.C. in 2016.

RAVENS TOP TOTAL NET YARDS (Single-Game History)

Yards	Game/Date	Results
553	09/25/11 at STL	W, 37-7
548	12/13/09 vs. Det.	W, 48-3
533	12/23/12 vs. NYG	W, 33-14
503	09/23/12 vs. NE	W, 31-30
501	09/13/09 vs. KC	W, 38-24
496	12/04/16 vs. Mia.	W, 38-6

BALTIMORE RAVENS MOST TOTAL YARDS (Since 2012 / Past Six Years)

12/23/12 vs. NYG	533
09/23/12 vs. NE	503
12/04/16 vs. Mia.	496
09/20/15 at Oak.	493
10/12/14 at TB	475
09/28/14 vs. Car.	454

RUN GAME QUICK HITS

- ✓ Under John Harbaugh (since 2008), the Ravens have averaged the NFL's 14th-most rushing yards per game (115.0).
- ✓ Since 2008, the Ravens' 144 rushing TDs rank seventh.
- ✓ Under Harbaugh, when rushing for at least 125 yards in a game, the Ravens have produced a 49-10 record. Baltimore is 28-6 when rushing for at least 150 yards during the Harbaugh Era.

RAVENS' BEST MARKS

With Marty Mornhinweg as a member of the Ravens' coaching staff (QB's coach in 2015 & O.C. for much of 2016), Baltimore tallied the Top 2 net passing yards seasons in team history. (The Ravens also posted the second-most net yards in team history in 2015.)

RAVENS "O" OUTPUT / SINGLE-SEASON HISTORY

NET PASSING YARDS		TOTAL NET YARDS	
Year	Yards	Year	Yards
2015	4,271	2014	5,838
2016	4,100	2015	5,749
1996	3,978	1996	5,723

PRIME PROTECTION

Since 2014 (a 66-game span), Baltimore's 109 sacks permitted rank as the NFL's second fewest. The Ravens have allowed zero sacks in 15 games since 2014, a mark that stands as the NFL's third most.

NFL'S FEWEST SACKS ALLOWED / SINCE 2014

Rk.	Team	Sacks
1.	Oakland Raiders	105
2.	Baltimore Ravens	109
3.	New Orleans Saints	113

ZERO SACKS ALLOWED / GAMES / SINCE 2014

New York Giants	16
Oakland Raiders	16
Baltimore Ravens	15
Minnesota/Pittsburgh	14

WEEK 1 OFFENSE IGNITES

- Week 1's win over Buffalo marked the third-largest margin of victory (+44) in team history, with Baltimore winning 47-3.
- QB Joe Flacco was spectacular, completing 25 of 34 passes for 236 yards, 3 TDs and 0 INTs in just about two-and-a-half quarters of action. It marked the seventh-best rating (121.7) of Flacco's career and his highest since 2014 (149.7 at TB).
- For just the second time in franchise history, the Ravens produced 3 rushing and 3 receiving TDs in a game. (The feat last occurred on 11/11/12 vs. Oakland, in Baltimore's 55-20 win.) It also marked the first time that six different offensive players scored a TD in a game for the Ravens.
- The Ravens were a perfect 6-of-6 scoring touchdowns in the red zone, producing 3 rushing TDs and 3 passing TDs.



DON "WINK" MARTINDALE & DEFENSIVE NOTES

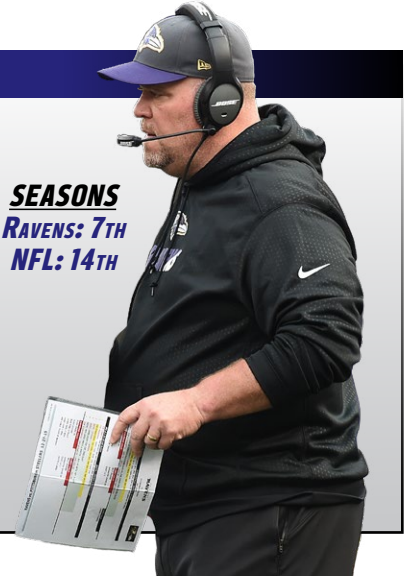
"WINK" TO LEAD THE DEFENSE

On Jan. 9, 2018, the Ravens promoted **Don "Wink" Martindale** to defensive coordinator following the retirement of Dean Pees. Martindale, 54, is in his seventh year with the Ravens after serving as LBs coach from 2016-17 and ILBs coach from 2012-15. Under his guidance, **LB C.J. Mosley** has become one of the league's top defenders, earning three Pro Bowls.

The 2018 campaign marks Martindale's 14th season coaching in the NFL, where he has also spent time with Oakland (2004-08) and Denver (2009-10). In 2010, he served as the Broncos' defensive coordinator.

"'Wink' has earned the promotion to defensive coordinator," **John Harbaugh** stated. "His aggressive mentality will serve to take our defense to new levels. He is obviously respected by players, many of whom have already benefited from his direct coaching at the linebacker position. He knows the ins and outs of what we have been about on defense and has been an important contributor to our success on that side of the ball. This is an exciting day for Wink and his family, and also one for the Ravens."

SEASONS
RAVENS: 7TH
NFL: 14TH



2017 DEFENSIVE QUICK HITS

- ✓ *The Ravens produced NFL bests in INTs (22), takeaways (34) and shutouts (3 – the most in a season since the 2003 Patriots).*
- ✓ *Baltimore allowed 18.9 points per game, which ranked No. 6 in the league. It marked the seventh time during the John Harbaugh Era (2008-17) the Ravens produced a Top 10 scoring "D."*
- ✓ *The Ravens' defense ranked 12th overall (325.1 ypg), producing the NFL's 10th-best pass defense (213.8 ypg).*

SHUT 'EM DOWN

The Ravens have posted an NFL-high 13 shutouts since their 1996 inception, a mark that includes three opponent "blankings" this season. Baltimore is the fifth team – and first since 2003 (NE) – in the past 30 years to record at least three shutouts in a season.

MOST SHUTOUTS (Since 1996 / Ravens' Inception)		MOST SHUTOUTS IN A SEASON (Past 30 Years)	
Rk.	Team	Rk.	Team
1.	Baltimore Ravens 13	1.	Baltimore (2000) 4
2.	San Francisco 49ers 11	2.	Baltimore (2017) 3
	Seattle Seahawks 11		New England (2003) 3
4.	New England Patriots . . . 10		San Francisco (2001) 3
	Pittsburgh Steelers 10		Washington (1991) 3

ALL-TIME RAVENS 'D' COORDINATORS

Don Martindale joins a long line of great Ravens defensive coordinators, four of whom have gone on to become NFL head coaches: Marvin Lewis (1996-2001), Mike Nolan (2002-04), Rex Ryan (2005-08) and Chuck Pagano (2011).

RAVENS ALL-TIME DEFENSIVE COORDINATORS

Don Martindale (2018)	Rex Ryan (2005-08)
Dean Pees (2012-17)*	Mike Nolan (2002-04)
Chuck Pagano (2011)	Marvin Lewis (1996-2001)*
Greg Mattison (2009-10)	* Super Bowl-winning DC

TOPS IN TURNOVER MARGIN IN 2017

The Ravens tallied the NFL's most INTs (22) in 2017. Baltimore also registered the NFL's most takeaways (34).

2017 NFL INTERCEPTIONS

1. Baltimore 22
2. Jacksonville 21
3. New Orleans 20

2017 TURNOVERS FORCED

1. Baltimore 34
2. Jacksonville 33
3. Detroit 32



Ravens 2018
Defensive
Ranking
(263.0 ypg)



Ravens 2018
Pass Defense
Ranking
(167.5 ypg)

RAVENS "D" UNDER HARBAUGH

Don Martindale leads a defensive unit that, during the **John Harbaugh Era** (2008-18), has been superb.

POINTS PER GAME ALLOWED

1. Pittsburgh 19.0
2. Baltimore 19.1
3. New England 19.4

TOUCHDOWNS ALLOWED

1. Baltimore 326
2. Pittsburgh 333
3. Seattle 341

TOTAL NET YARDS ALLOWED

1. Pittsburgh 308.0
2. Baltimore 317.0
3. NY Jets 318.2

OPPONENT PASSER RATING

1. Baltimore 79.1
2. Cincinnati 80.5
3. Buffalo 81.3

RUSHING YARDS ALLOWED

1. Pittsburgh 94.3
2. Baltimore 98.2
3. NY Jets 100.9

THIRD-DOWN DEFENSE

1. Houston 35.6
2. Baltimore 36.0
- Denver 36.0

DEFENSIVE TOUCHDOWNS / 2017

Rk.	Team	D-TDs	INTs	FRs
1.	Jacksonville Jaguars	7	2	5
2.	Baltimore Ravens	5	3	2
	Detroit Lions	5	3	2
	Philadelphia Eagles	5	1	4

Ravens "D" Dominates in Week 1 of 2018: Baltimore allowed Buffalo to gain just 153 yards, ranking as the 12th fewest in Ravens franchise history. ... The Bills' 70 passing yards are the fourth fewest Baltimore has ever permitted in a game and the fewest since holding the Jets to 60 in the 2010 season opener. ... Also, for the 21st time in franchise history, the Ravens' defense tallied 6 sacks in a game.



ASSISTANT COACHES

JERRY ROSBURG

SPECIAL TEAMS COORD. / ASSOC. HEAD COACH

In his 40th season coaching, Rosburg has guided an exceptional special teams group over his 10 years (2008-17) with the Ravens. Specifically in the past six full seasons (2012-17), the Ravens' ST units have consistently been acknowledged as one of the league's best. In the annual special teams report from senior NFL writer Rick Gosselin, Baltimore has ranked in the NFL's Top 5 for six-straight seasons (and is the only team to do so).

DON MARTINDALE

DEFENSIVE COORDINATOR

"Wink" was promoted to "D" coordinator on Jan. 9, 2018 after six years working with Baltimore's LBs. Originally joining the Ravens in 2012, during the past six seasons, Martindale has guided and helped grow a number of standout linebackers, most notably ILB C.J. Mosley. Martindale was the Broncos' "D" coordinator in 2010, and in 2009, coached all four LBs in the 3-4 scheme.

MARTY MORNHINWEG

OFFENSIVE COORDINATOR

Mornhinweg is in his third year as offensive coordinator, originally assuming the role in Week 6 of 2016. A 34-year coaching veteran and former NFL head coach (Lions), he has an extensive background coordinating offenses and tutoring QBs. Throughout his NFL career, five QBs have earned Pro Bowl honors under his direction: Michael Vick, Donovan McNabb, Jeff Garcia, Steve Young and Brett Favre.

GREG ROMAN

ASSISTANT HEAD COACH / TIGHT ENDS COACH

Roman is in his second stint with the Ravens, re-joining the team in 2017. In the latter part of '17, Baltimore's offense made big strides, and following the season, he was promoted to assistant head coach/TEs coach. Since his first term in Baltimore (2006-07), he has been a successful NFL offensive coordinator both in San Francisco and Buffalo.

RICHARD ANGULO

ASSISTANT OFFENSIVE LINE COACH

Angulo is in his fifth year with the Ravens and his second as the team's assistant offensive line coach. In 2017, he helped coach an offensive line that allowed the league's seventh-fewest sacks (27, tied with Minnesota). From 2015-16, he served as Baltimore's tight ends coach after being promoted from his original position of offensive coaching intern (2014).

ANDY BISCHOFF

OFFENSIVE ASSISTANT / TIGHT ENDS

Bischoff is in his fourth year with the Ravens and continues his work with the TEs, while aiding "O" coordinator Marty Mornhinweg and assistant head coach Greg Roman, who also coaches the TEs.

RANDY BROWN

SPECIALISTS COACH

Brown works directly with the kicking group – K Justin Tucker, P Sam Koch (holder) and LS Morgan Cox – and has coached five Pro Bowlers in Baltimore: Koch (2015), Cox (2015 & 2016), Tucker (2013 & 2016), K Billy Cundiff (2010) and K Matt Stover (last kicked for Ravens in 2008).

JOE CULLEN

DEFENSIVE LINE COACH

Cullen enters his third year as the Ravens' defensive line coach. He originally joined the team in 2016 following two seasons with the Buccaneers in the same role. A D-line specialist, he has 29 years of experience, including 11 in the NFL with five teams (Bal., TB, Cle., Jax. and Det.).

JOE D'ALESSANDRIS

OFFENSIVE LINE COACH

Pronounced *dell-ah-SAN-dress*, he is a 40-year coaching veteran who enters his second season as Baltimore's O-line coach. "Joe D" has extensive experience guiding and developing linemen, both in the collegiate ranks and pros. Since transitioning to the NFL in 2008, he's mentored players for the Chiefs, Bills, Chargers and Ravens.

BOBBY ENGRAM

WIDE RECEIVERS COACH

Engram, who enjoyed a 14-year NFL playing career, is in his fifth season as the Ravens' WRs coach. In his third year (2016) guiding Baltimore's receivers, his group helped record the second-most net passing yards in team history (4,100), including a franchise-best 4,317 by QB Joe Flacco.

THOMAS HAMMOCK

RUNNING BACKS COACH

Hammock is in his fifth year as the Ravens' RBs coach. In 2017, he helped guide RB Alex Collins to a breakout season, when the back tallied 973 rushing yards and 1,160 yards from scrimmage. Prior to joining the Ravens, he spent 11 years on the collegiate circuit, including three (2011-13) as Wisconsin's assistant HC/RBs/recruiting coordinator.

CHRIS HEWITT

SECONDARY COACH

Hewitt enters his second season as the secondary coach after being promoted prior to the 2017 campaign. He previously served as the team's DBs coach from 2015-16 and the assistant secondary coach in 2014. In his seventh-overall year in Baltimore, he also spent two years (2012-13) helping guide the special teams unit led by Jerry Rosburg.

CHRIS HORTON

ASSISTANT SPECIAL TEAMS COACH

Horton is in his third year as the Ravens' assistant special teams coach, working directly with Jerry Rosburg. Horton has helped Baltimore's special teams units

perform outstandingly in the three years he's been involved. In the annual special teams report from senior NFL writer Rick Gosselin, Baltimore has ranked in the NFL's Top 5 for six-straight seasons.

STERLING LUCAS

QUALITY CONTROL - DEFENSE

Lucas is in his third year with the Ravens after being promoted to a defensive quality control coach in January 2018, with responsibilities that include finding tips/tendencies on opponent offenses, self-scouting and working with the LBs.

MIKE MACDONALD

LINEBACKERS COACH

Macdonald is in his first season as the team's LBs coach. In his fifth year with the Ravens, he previously spent time as the defensive backs coach (2017) and as a defensive assistant (2015-16). He originally joined Baltimore in 2014 as a coaching intern.

JAMES URBAN

QUARTERBACKS COACH

Urban joined the Ravens in 2018. A 15-year NFL coaching veteran, he spent the past seven seasons with AFC North rival Cincinnati, coaching the WRs. He entered the NFL with the Eagles in 2004. After five seasons in two roles under Andy Reid, he was promoted to QBs coach his final two years (2009-10), coaching Pro Bowlers Donovan McNabb (2009) and Michael Vick (2010).

CRAIG VER STEEG

SENIOR OFFENSIVE ASSISTANT

Pronounced *ver-STEEG*, he is in his 11th year working with the Ravens. Ver Steeg, who owns 35 years of coaching experience, has an extensive background working with QBs, WRs and RBs. As one of John Harbaugh's original coaching hires (2008), he has assisted in game preparation, game and practice analysis and guiding players.

MATT WEISS

FOOTBALL STRATEGY COORD. / WRs

Weiss is in his 10th season with the Ravens after assisting with the QBs from 2016-17. Prior to joining the offense, he coached on defense in a variety of roles, including CBs, assistant LBs and quality control. In addition to his coaching duties, he's responsible for leading coaching staff analytics, advising John Harbaugh on game management and scripting situational practice periods.

DREW WILKINS

ASST. DEFENSIVE LINE / OLBS


Wilkins originally joined the Ravens in 2010 and was promoted to assistant D-line/OLBs coach in 2018. Wilkins, who spent three seasons (2014-16) as a defensive assistant, was responsible for weekly production of the defensive playbook, scouting reports, film breakdown and assisting with the development of the D-line in practice.



OZZIE NEWSOME / PERSONNEL NOTES

THE WIZARDRY OF OZ

SEASONS
RAVENS: 22
NFL: 40



Ozzie Newsome's legacy is unlike any the game has seen. Known throughout all of sports as a premier leader, Newsome is a Hall of Fame player, the architect of Baltimore's 2000 and 2012 Super Bowl championship teams and an elite personnel evaluator who became the NFL's first African American GM.

OZZIE NEWSOME CAREER SNAPSHOT

- NFL's first African American General Manager (promoted in 2002)
- Architect of Ravens 2000 & 2012 Super Bowl Championship Teams
- NFL Executive of the Year (2000)
- Pro Football Hall of Fame (class of 1999)
- State of Alabama Hall of Fame (class of 1995)
- National Football Foundation College Hall of Fame and NCAA Hall of Fame (class of 1994)
- 13-Year NFL Tight End with Cleveland Browns (1978-90)
- Three-Time Pro Bowler (1981, 1984-85)
- Four-Time Cleveland Touchdown Club Offensive Player of the Year
- Current Member of Two Major NFL Policy-Making Groups: Competition Committee and Player Care Foundation Board

FIRST-ROUND FINDS

Led by Ozzie Newsome, the Ravens have selected 24 players in the first round. These picks have earned 60 combined Pro Bowls, many All-Rookie honors, multiple Defensive Player of the Year Awards, two Super Bowl MVPs and two Hall of Fame enshrinements.

RAVENS ALL-TIME FIRST-ROUND DRAFT PICKS

Year	Name	Pick	Pro Bowls
1996	T Jonathan Ogden*~	4	11
1996	LB Ray Lewis* ++ ~-	26	13
1997	LB Peter Boulware*	4	4
1998	CB Duane Starks*	10	
1999	CB Chris McAlister*	10	3
2000	RB Jamal Lewis* =	5	1
2000	WR Travis Taylor	10	
2001	TE Todd Heap*	31	2
2002	S Ed Reed* +	24	9
2003	OLB Terrell Suggs* +	10	7
2003	QB Kyle Boller	19	
2005	WR Mark Clayton*	22	
2006	DT Haloti Ngata*	12	5
2007	G Ben Grubbs*	29	2
2008	QB Joe Flacco^ ~	18	
2009	T Michael Oher*	23	
2011	CB Jimmy Smith	27	
2013	S Matt Elam	32	
2014	LB C.J. Mosley*	17	3
2015	WR Breshad Perriman	26	
2016	T Ronnie Stanley	6	
2017	CB Marlon Humphrey	16	
2018	TE Hayden Hurst	25	
2018	QB Lamar Jackson	32	

* All-Rookie Team ^ Rookie of the Year (NFL.com Fan Vote)
 ~ Super Bowl MVP + Defensive Player of the Year Awards
 = Offensive Player of the Year Award - Pro Football Hall of Fame

HOMEGROWN PRO BOWLERS

Year Drafted (Rd.)	Name	Pro Bowls
1996 (1st)	LB Ray Lewis	13
1996 (1st)	T Jonathan Ogden	11
2002 (1st)	S Ed Reed	9
2003 (1st)	OLB Terrell Suggs	7
2007 (3rd)	G Marshal Yanda	6
2006 (1st)	DT Haloti Ngata	5
1997 (1st)	OLB Peter Boulware	4
1999 (1st)	CB Chris McAlister	3
2008 (2nd)	RB Ray Rice	3
2015 (RFA)	LS Morgan Cox #	2
2001 (1st)	TE Todd Heap	2
1996 (5th)	WR/RS Jermaine Lewis	2
2007 (4th)	FB Le'Ron McClain	2
2014 (1st)	LB C.J. Mosley	3
2000 (6th)	OLB Adalius Thomas	2
2012 (RFA)	K Justin Tucker #	2
2007 (1st)	G Ben Grubbs	1
2013 (4th)	FB Kyle Juszczyk	1
2006 (6th)	P Sam Koch	1
2000 (1st)	RB Jamal Lewis	1
2002 (RFA)	LB Bart Scott #	1

Undrafted rookie free agent **Bold** indicates 2017 Pro Bowler



HOMEGROWN
RAVENS PRO BOWL
PLAYERS



RAVENS
DRAFT PICKS
To Earn Pro Bowls



RAVENS
ROOKIE FREE AGENTS
To Earn Pro Bowls

Ozzie's First Two Draft Choices: Jonathan Ogden & Ray Lewis – Hall of Fame Legends

According to ESPN Stats & Info, with Ray Lewis' 2018 Hall of Fame induction, it marks the first time that two players (Ogden & Lewis in 1996) were drafted in the same round by the same team and reached the HOF in their first year of eligibility.

OZZIE NEWSOME / PERSONNEL NOTES

AN ELITE CLUB

The Ravens have won two Super Bowls during their 22-year history, doing so in 2000 and 2012. Baltimore is one of four franchises to win multiple World Championships since 2000.



MOST SUPER BOWL CHAMPIONSHIPS (Since 2000 Season)

Titles	Team	Seasons
5	New England Patriots	2001, '03-04, '14, '16
2	Baltimore Ravens	2000, '12
2	New York Giants	2007, '11
2	Pittsburgh Steelers	2005, '08

CONSISTENT CONTENDERS

The Ravens have earned 10 playoff berths in their history (2014, 2012, 2011, 2010, 2009, 2008, 2006, 2003, 2001 & 2000). Baltimore's 11 berths from 2000-17 rank fourth in the AFC and seventh overall in the NFL.

MOST NFL PLAYOFF BERTHS / 2000-17 / PAST 18 SEASONS

AFC	NFC
15 - New England	13 - Green Bay
13 - Indianapolis	11 - Philadelphia
12 - Pittsburgh	11 - Seattle
10 - Baltimore	

PLAYOFFS SINCE 2008

Baltimore is one of eight teams to earn a playoff berth in six of the past 10 full seasons. In each of those respective playoff years, the Ravens won at least one playoff game.

MOST PLAYOFF BERTHS / 2008-17 / PAST 10 SEASONS

Berths	Team	Seasons
9	New England Patriots	2009-17
8	Green Bay Packers	2009-16
7	Pittsburgh Steelers	2008, 2010-11, 2014-17
6	Baltimore Ravens	2008-12, 2014
6	Atlanta Falcons	2008, 2010-12, 2016-17
6	Cincinnati Bengals	2009, 2011-15
6	Indianapolis Colts	2008-10, 2012-14
6	Seattle Seahawks	2010, 2012-16

RAVENS "20/20" CLUB

The "20/20 Club" includes members of the team's personnel staff who started with the Ravens as young assistants and grew into evaluators with more input. The term "20/20" refers to hiring 20-year-olds for \$20,000. But according to **Ozzie Newsome**: "The guys actually started when they were a little older than 20 and for more than \$20,000, but that's what we call them."

RAVENS "20/20 CLUB" GRADUATES / CURRENT SCOUTS

Name	Joined Ravens	Current Title
George Kokinis (Cle.)	1991	Senior Personnel Assistant
Eric DeCosta	1996	Assistant General Manager
Joe Hortiz	1998	Director of College Scouting
Chad Alexander	1999	Asst. Dir. of Pro Personnel
Mark Azevedo	2005	Northeast Area Scout
David Blackburn	2007	West Area Scout
Andrew Raphael	2013	Southeast Area Scout
Brandon Berning	2015	Midwest/SW Area Scout
Joey Cleary	2015	College & Pro Scout

UNDRAFTED GEMS

Undrafted rookies **LB Chris Board**, **WR/RS Janarion Grant** and **CB Darius Williams** made the Ravens' 2018 Week 1 roster. Their statuses marked the 15th-straight season a RFA has made Baltimore's roster, tying for the NFL's second-longest active streak.

CONSECUTIVE SEASONS W/ ROOKIE FA ON WEEK 1 ROSTER (Current NFL Streaks)

Rk.	Team	Seasons
1.	Indianapolis Colts	20
2.	Baltimore Ravens	15
	Denver, New England	15

ROOKIE FREE AGENTS

The Ravens have a history of unearthing rookie free agent gems. On their 2018 Week 3 roster, the Ravens have 11 such players who were originally signed by the team as undrafted players.

ORIGINAL RAVENS ROOKIE FA SIGNINGS / 2018 ROSTER

2010: LS Morgan Cox	2016: G/C Matt Skura
2010: LB Albert McClellan	2017: FB/DL Patrick Ricard
2012: K Justin Tucker	2018: LB Chris Board
2014: T James Hurst	2018: WR/RS Janarion Grant
2016: LB Patrick Onwuasor	2018: CB Darius Williams
2016: DT Michael Pierce	

RAVENS FIND SUCCESS IN EVERY ROUND

1st → Jonathan Ogden ('96), Ray Lewis ('96), Peter Boulware ('97), Chris McAlister ('99), Jamal Lewis ('00), Todd Heap ('01), Ed Reed ('02), Terrell Suggs ('03), Haloti Ngata ('06), Joe Flacco ('08), Jimmy Smith ('11), C.J. Mosley ('14), Ronnie Stanley ('16), Marlon Humphrey ('17)

2nd → Jamie Sharper ('97), Ray Rice ('08), Torrey Smith ('11), Courtney Upshaw ('12), Kelechi Osemele ('12), Timmy Jernigan ('14)

3rd → Casey Rabach ('01), Marshal Yanda ('07), Lardarius Webb ('09), Brandon Williams ('13), Crockett Gillmore ('14)

4th → Edwin Mulitalo ('99), Jarret Johnson ('03), Le'Ron McClain ('07), Dennis Pitta ('10), Kyle Juszczyk ('13), Alex Lewis ('16), Tavon Young ('16)

5th → Jermaine Lewis ('96), Dawan Landry ('06), Arthur Jones ('10), Pernell McPhee ('11), Rick Wagner ('13), Matthew Judon ('16)

6th → Adalius Thomas ('00), Chester Taylor ('02), Sam Koch ('06), Haruki Nakamura ('08), Tyrod Taylor ('11), Maurice Canady ('16)

7th → DeAngelo Tyson ('12), Michael Campanaro ('14)

RFA → Mike Flynn ('97), Priest Holmes ('97), Will Demps ('02), Bart Scott ('02), Ma'ake Kemoeatu ('02), Jameel McClain ('08), Dannell Ellerbe ('09), Morgan Cox ('10), Justin Tucker ('12), James Hurst ('14), Zach Orr ('14), Patrick Onwuasor ('16), Michael Pierce ('16), Matt Skura ('16)



IRONMEN & TURNOVER NOTES

NFL IRONMEN

Among active NFL players, Ravens **P Sam Koch** (194) & **CB Brandon Carr** (162) each rank first at their respective positions for current streaks of most consecutive games played. Koch's streak also ranks as the longest in Ravens history.

CONSECUTIVE GAMES PLAYED / CURRENT NFL STREAKS

PUNTERS

1. **Sam Koch (Bal.)** **194**
2. Brett Kern (Ten.) 162
3. Dustin Colquitt (KC) 154

CORNERBACKS

1. **Brandon Carr (Bal.)** . . . **162**
2. Patrick Peterson (Ari.) . . 114
3. Justin Bethel (Atl.) 98

CARR IS THE IRON HORSE

Ravens **CB Brandon Carr's** 162-consecutive *starts* rank as the NFL's longest active streak among defensive players, and it stands second overall among all NFL players.

NFL CONSECUTIVE GAMES STARTED / CURRENT STREAKS

Rk.	Player	Games
1.	Philip Rivers (LAC)	194
2.	Brandon Carr (Bal.)	162
3.	Glover Quin (Det.)	134
4.	Matt Ryan (Atl.)	133
5.	Ryan Kerrigan (Was.)	114
	Patrick Peterson (Ari.)	114
	Matthew Stafford (Det.)	114

RAVENS IRONMEN

RAVENS CONSECUTIVE GAMES PLAYED / CURRENT STREAKS

Rk.	Player	Games
1.	Sam Koch	194
2.	Justin Tucker	98
3.	Anthony Levine Sr.	82

RAVENS CONSECUTIVE GAMES PLAYED / ALL-TIME STREAKS

Rk.	Player	Games	Years
1.	Sam Koch	194	2006-present
2.	Jarret Johnson	129	2003-11
3.	Joe Flacco	122	2008-2015
4.	Peter Boulware	111	1997-2003
5.	Matt Stover	110	2002-08

BALTIMORE RAVENS MOST ALL-TIME GAMES PLAYED

Rk.	Player	Games	Years
1.	Ray Lewis	228	1996-2012
2.	Terrell Suggs	215	2003-present
3.	Matt Stover	207	1996-2008
4.	Sam Koch	194	2006-present
5.	Jonathan Ogden	177	1996-2007
6.	Ed Reed	160	2002-12
7.	Joe Flacco	156	2008-present
8.	Marshal Yanda	148	2007-present
9.	Jarret Johnson	143	2003-11
10.	Chris McAlister	135	1999-2008
	Haloti Ngata	135	2006-14
12.	Kelly Gregg	134	2001-10
13.	Mike Flynn	133	1998-2007
	Todd Heap	133	2001-10

TURNOVER MARGIN SINCE 2008

Rk.	Team	Takeaways	Giveaways	Turnover Diff.
1.	New England	283	160	+123
2.	Green Bay	281	188	+93
3.	Kansas City	259	209	+50
4.	Baltimore*	268	224	+44
5.	Seattle	262	219	+43
6.	Carolina	283	246	+37
7.	Atlanta	250	214	+36
8.	San Francisco	249	217	+32

* Ravens (+17) ranked No. 1 in the NFL in 2017.

2017 TURNOVER DIFFERENTIAL

• In 2017, the Ravens' +17 turnover ratio ranked No. 1 in the NFL. Baltimore's 34 total takeaways (22 INTs & 12 FRs) also ranked No. 1 for the season.

• Baltimore's +14 turnover margin since Week 8 (final nine games) was the NFL's best mark (Chargers were second at +10).

• The Ravens' 22 interceptions ranked No. 1 in the NFL, with the Jaguars finishing second with 21.

• After registering a +4 turnover ratio in Week 1 at Cincy, the Ravens followed up that performance with a +3 outing vs. Cleveland. In each game, Baltimore produced 5 takeaways, marking the first time in franchise history the Ravens have boasted back-to-back games forcing 5 turnovers.

TURNOVER TABLE SINCE 2000

Year	TA/TO	Plus/Minus	Record
2018	2/4	-2	1-1
2017	34/17	+17	9-7
2016	28/23	+5	8-8
2015	14/28	-14	5-11
2014	22/20	+2	10-6
2013	24/29	-5	8-8
2012	25/16	+9	10-6
2011	26/24	+2	12-4
2010	27/20	+7	12-4
2009	32/22	+10	9-7
2008	34/21	+13	11-5
2007	23/40	-17	5-11
2006	40/23	+17	13-3
2005	26/36	-10	6-10
2004	34/23	+11	9-7
2003	41/38	+3	10-6
2002	31/32	-1	7-9
2001	28/36	-8	10-6
2000	49/26	+23	12-4
Total	540/478	+62	167-123

RAVENS ARE...

Since 2000, here are the Ravens' records in a game:

- When turnover ratio is +2 or better 76-5
- When turnover ratio is +1 or better 109-16
- When turnover ratio is even 30-22
- When turnover ratio is negative 27-83

Note: Since 2000, the Ravens are 76-5 when posting at least a +2 turnover margin, with the only losses coming in 2010 (23-20 OT at NE), 2012 (24-23 at Phi.), 2014 (34-33 vs. SD) and 2016 (27-23 at NYG & 30-23 at NE).



THAT M&T MAGIC



AT HOME UNDER HARBAUGH

Under **John Harbaugh** (since 2008) the Ravens own the NFL's third-best home winning pct. (.741), going 60-21 at M&T Bank Stadium.

NFL'S BEST REGULAR SEASON HOME RECORDS (John Harbaugh Era / Since 2008)

Rk.	Team	Record	Pct.
1.	New England Patriots	69-12	.852
2.	Green Bay Packers	60-20-2	.744
3.	Baltimore Ravens	60-21	.741
4.	Pittsburgh Steelers	58-23	.716
5.	New Orleans Saints	56-26	.683

RAVENS DOMINATE AT HOME

Simply put, the Ravens have been dominant at home since the day they arrived in Baltimore. Below are the Ravens' respective home records and corresponding NFL rankings during several periods.

RAVENS HOME RECORDS / NFL RANKINGS

Time Period (Milestone)	Record	NFL Rank
Since 2010 (Past Eight-plus Seasons)	48-17	3
Since 2008 (John Harbaugh's Arrival)	60-21	3
Since 2000 (First Super Bowl Season)	106-39	2
Since 1998 (M&T Bank Stadium Opened)	114-47	3
Since 1996 (Team's Inception)	121-55-1	5

AT HOME, RAVENS ARE...

- Under **John Harbaugh**, the Ravens are 16-2 in September home games. The Ravens have won 19 of their past 21 home games in the month of September (dating back to 2006).
- Under Harbaugh, the Ravens are 18-3 in November home games, producing the NFL's best record. The Ravens have won 16 of their past 18 home games during the month.
- The Ravens are 16-8 at home in the month of December under Harbaugh and 36-16 in such games during their history.
- Under coach Harbaugh, the Ravens are 21-9 in home games played against AFC North foes.
- Baltimore has won 16 of its last 22 home games vs. AFC North foes.
- Baltimore has won 19 of its last 23 home games vs. NFC teams.
- The Ravens are 12-3 at home all time against teams from the *West Coast* (Oak. – 5-1, SD – 3-1, SF – 2-0 and Sea. – 2-1).
- In the Ravens' history, Baltimore has hosted 18 games when the temperature was below 40 degrees. Impressively, the Ravens are 15-3 in these contests.

TOP "D" AT HOME

Baltimore has permitted an NFL-best 16.4 ppg at home during the **John Harbaugh** Era. Under "Harbs," the Ravens are 30-0 at home when allowing 10 points or fewer. In 19 of those games, the Ravens gave up no more than 7 points.

FEWEST POINTS/GAME ALLOWED AT HOME (Since 2008)

Rk.	Team	PPG
1.	Baltimore	16.4
2.	Seattle	18.1
3.	New England	18.5

RAVENS DEFENSE AT HOME (SINCE 2008)



16.4
Points Per Game Allowed
(NFL's Fewest)



73.4
Opponent Passer Rating
(NFL's Best)



297.7
Yards Per Game Allowed
(NFL's Best)

M&T BANK STADIUM FAST FACTS

✓ *Dating back to 2008, the Ravens have outscored opponents 2,035 to 1,330 at home. In their 60 wins during this span, the margin of victory has been a strong 14.6 points per game.*

✓ *In the 47-3 Week 1 win over Buffalo, Baltimore allowed 3 or fewer points at home for the fifth time under John Harbaugh.*

QUITE THE HOME HISTORY

The Ravens' "D" has been stout at home for many seasons. Since 2003, Baltimore ranks first in fewest points allowed per game (16.3) among home teams. The Ravens have also registered the top mark in terms of fewest yards allowed per game (292.0).

BEST NFL DEFENSES AT HOME / SINCE 2003

TOTAL DEFENSE (Fewest Yards Allowed)	POINTS PER GAME (Fewest Allowed)
1. Baltimore 292.0	1. Baltimore 16.3
2. Pittsburgh 298.1	2. New England 17.1
3. NY Jets 305.9	3. Seattle 17.8
INTERCEPTIONS (Most in NFL)	SACKS (Most in NFL)
1. Baltimore 152	1. Minnesota 331
2. Cincinnati 148	2. Baltimore 326
3. Green Bay 147	3. Pittsburgh 313
4. New England 146	4. Carolina/Seattle . . . 310



ALL-TIME RESULTS / TRENDS

RAVENS ALL-TIME RECORDS

	<u>Overall Record</u>	<u>Home</u>	<u>Away</u>
Overall	191-162-1	121-55-1	70-107
In M&T Bank Stadium (since 1998)	114-47	114-47	n/a
Coached by Ted Marchibroda	16-31-1	11-12-1	5-19
Coached by Brian Billick	80-64	50-22	30-42
Coached by John Harbaugh	95-67	60-21	35-46
vs. AFC Teams	148-126	94-49	54-77
vs. AFC North	55-42	33-15	22-27
vs. AFC Central (1996-2001)	26-28	13-14	13-14
vs. AFC East	23-21	17-5	6-16
vs. AFC South	17-17	12-5	5-12
vs. AFC West	23-18	15-7	8-11
vs. NFC Teams	48-37-1	32-9-1	16-28
vs. NFC North	8-8	6-2	2-6
vs. NFC Central (1996-2001)	3-5	3-1	0-4
vs. NFC East	13-9-1	8-2-1	5-7
vs. NFC South	10-6	5-3	5-3
vs. NFC West	14-9	10-1	4-8
On Monday Night Football	12-11	5-2	7-9
On Thursday Night Football	7-5	6-1	1-4
On Saturday	3-1	2-0	1-1
In Overtime	12-11-1	7-4-1	5-7
Ravens Shutout Wins	13-0	6-0	7-0
In Season Openers	12-11	8-4	4-7
Indoors	6-15	n/a	6-15
Note: Baltimore has played in Houston's Reliant/NRG Stadium five times (3-2), Indy's Lucas Oil Stadium twice (0-2) and Dallas' Texas Stadium once (1-0). Three of those games at Reliant Stadium (12/13/10, 10/21/12 & 12/21/14) came when the roof was closed, meaning those games were "indoors," while the other games listed are considered "outdoors" due to open roofs.			
In August	0-1	0-1	0-0
In September	46-30	30-7	16-23
In October	35-49	19-19	16-30
In November	55-38-1	33-12-1	22-26
In December	50-40	36-16	14-24
In January	5-4	3-0	2-4

RAVENS RESULTS WHEN...

<u>Team</u>	<u>Since 2000</u>	<u>Since 2008</u>	<u>2018</u>
Record	167-123	95-67	1-1
vs. AFC North (since 2002)	55-42	37-24	0-1
vs. AFC	126-93	72-50	1-1
vs. NFC	41-30	23-17	0-0
Home	106-39	60-21	1-0
Away	61-84	35-46	0-1
On grass	77-65	39-29	1-0
Artificial turf	90-58	56-38	0-1
Outdoors	162-111	89-59	1-1
Indoors	5-12	4-7	0-0
September	38-23	23-12	1-1
October	32-38	16-22	0-0
November	50-26	30-12	0-0
December	42-33	23-19	0-0
January	5-3	3-2	0-0
Leading at halftime	131-23	76-17	1-0
Trailing at halftime	27-87	14-45	0-1
Tied at halftime	9-13	5-5	0-0
Tied after 3 quarters	3-6	1-2	0-0
Leading After 3 quarters	142-17	84-15	1-0
Trailing after 3 quarters	23-99	10-53	0-1
Decided by 7 points or less	70-67	39-43	0-0
Decided by 3 points or less	39-38	23-24	0-0
When scoring first	117-35	71-20	1-0
When not scoring first	51-88	24-47	0-1
Positive or even turnover ratio	140-39	76-27	1-0
Negative turnover ratio	27-84	19-40	0-1
Winning penalty ratio	76-50	45-24	1-1
Losing penalty ratio	79-63	42-35	0-0
Overtime	9-9	6-6	0-0
When returning a KOR for a TD	5-3	5-2	0-0
When returning a PR for a TD	8-3	4-1	0-0

<u>Offense</u>	<u>Since 2000</u>	<u>Since 2008</u>	<u>2018</u>
Scoring 20 or more points	129-44	78-29	1-1
Scoring 30 or more points	56-7	36-5	1-0
Having 20 or more first downs	74-46	52-27	1-1
Totaling 350 or more net yards	75-39	50-24	1-1
At least 35 minutes time of poss.	42-7	22-5	1-0
Rushing for 150 or more yards	53-14	28-6	0-0
When not throwing an INT	92-20	54-13	0-0
With a 100-yard rusher	52-21	24-8	0-0
Without a 100-yard rusher	115-102	71-59	1-1
With a 100-yard receiver	37-22	24-15	0-0
Without a 100-yard receiver	130-101	71-52	1-1
With a 300-yard passer	21-19	18-14	0-1
Without a 300-yard passer	146-104	77-53	1-0
<u>Defense</u>	<u>Since 2000</u>	<u>Since 2008</u>	<u>2018</u>
When scoring a defensive TD	42-7	20-5	0-0
When returning an INT for a TD	33-3	15-2	0-0
When returning a fumble for a TD	9-4	5-3	0-0
Recording 3 or more sacks	91-37	45-23	1-0
Holding opp. under 250 net yards	49-6	33-6	1-0
Holding opp. under 21 points	134-35	78-14	1-0
Holding opp. under 15 points	105-15	57-6	1-0
Allowing a 100-yard rusher	17-27	10-16	0-0
Not allowing a 100-yard rusher	149-97	85-51	1-1
Allowing a 100-yard receiver	35-39	18-23	0-0
Not allowing a 100-yard receiver	133-83	77-44	1-1
Allowing a 300-yard passer	22-25	14-17	0-0
Not allowing a 300-yard passer	144-98	81-50	1-1

JOE FLACCO NOTES



THE FRANCHISE QUARTERBACK

5 FLACCO

11TH SEASON

SUPER BOWL
XLVII MVP

6-6, 245
QUARTERBACK

QB Joe Flacco is the Ravens' all-time leading passer in every major category. Flacco, who led Baltimore to a Super Bowl XLVII victory in 2012 (and earned game MVP honors), is in his 11th NFL season. In Week 1's 47-3 win over Buffalo, he was spectacular, completing 25 of 34 passes for 236 yards, 3 TDs and 0 INTs for a 121.7 rating. It marked the seventh-best rating of Flacco's career and highest since 2014 (149.7 at TB).

RAVENS CAREER PASSING LEADERS

Rk.	Player	G	Att	Cmp	Pct	Yards	TDs	INTs	Rate
1.	Joe Flacco	156	5,380	3,324	61.8	36,392	205	132	84.2
2.	Kyle Boller	53	1,311	746	56.9	7,846	45	44	71.9
3.	V. Testaverde	29	1,019	596	58.5	7,148	51	34	82.8

PLAYOFF PERFECTION

Super Bowl XLVII MVP QB Joe Flacco was masterful during the Ravens' 2012 playoff run, completing 73 of 126 passes for 1,140 yards, 11 TDs and 0 INTs to produce a 117.2 passer rating. Flacco joined Hall of Fame QB Joe Montana (1989) as the only players to produce 11 TDs and 0 INTs during an NFL postseason.

JOE FLACCO STATISTICS / 2012 PLAYOFFS

Game (Opp./Rd.)	Cmp-Att	Pct.	Yards	TDs	INTs	Rate
1/06/13 vs. Ind. (WC)	12-23	52.2	282	2	0	125.6
1/12/13 at Den. (Div.)	18-34	52.9	331	3	0	116.2
1/20/13 at NE (AFC)	21-36	58.3	240	3	0	106.3
2/03/13 at SF (SB)	22-33	66.6	287	3	0	124.2
Totals (Record: 4-0)	73-126	57.9	1,140	11	0	117.2

FLACCO POSTSEASON QUICK HITS

- ✓ Flacco, Joe Montana (1989) and Kurt Warner (2008) are the only QBs in NFL history to throw 11 TDs in a single postseason. Neither Flacco nor Montana threw an INT.
- ✓ In the Ravens' last 10 playoff games (since the 2010 season), Flacco is 196-of-327 for 2,563 yards, 24 TDs and 4 INTs (104.1 rating). He has led the Ravens to a 7-3 record in these contests.
- ✓ In Baltimore's last six playoff games (5-1 record), Flacco has thrown 17 TDs and 2 INTs. Completing 119 of 200 passes for 1,691 yards, he owns a magnificent 111.1 QB rating.
- ✓ Flacco has thrown at least 2 TDs in eight-straight playoff games, marking the longest streak in NFL postseason history.

QUARTERBACK WINS

MOST TOTAL WINS BY QBs

(Includes Playoffs / Since 2008)

Rk.	Player	Record
1.	Tom Brady	124-39
2.	Ben Roethlisberger	104-54-1
	Aaron Rodgers	104-55-1
4.	Joe Flacco	103-68
5.	Drew Brees	102-68

MOST REGULAR SEASON WINS BY QBs

(First SEVEN Seasons / NFL History)

Rk.	Player	Wins
1.	Joe Flacco (2008-14)	72
2.	Tom Brady (2000-06)	70
3.	Ben Roethlisberger (2004-10)	69

MOST REGULAR SEASON WINS BY QBs

(First EIGHT Seasons / NFL History)

Rk.	Player	Wins
1.	Tom Brady (2000-07)	86
2.	Ben Roethlisberger (2004-11)	80
	Peyton Manning (1998-2005)	80
4.	Jim Kelly (1986-93)	76
5.	Joe Flacco (2008-15)	75

MOST REGULAR SEASON WINS BY QBs

(First NINE Seasons / NFL History)

Rk.	Player	Wins
1.	Peyton Manning (1998-2006)	92
2.	Tom Brady (2000-08)	87
	Ben Roethlisberger (2004-12)	87
4.	Matt Ryan (2008-16)	85
5.	Joe Flacco (2008-16)	83
	Jim Kelly (1986-94)	83

QB PLAYOFF VICTORIES

PLAYOFF WINS (ACTIVE QBs / SINCE 2008)

1.	Tom Brady	13
2.	Joe Flacco	10
3.	Aaron Rodgers	9
4.	Ben Roethlisberger	8
	Russell Wilson	8

ROAD PLAYOFF WINS (By QBs / NFL HISTORY)

1.	Joe Flacco	7
2.	E. Manning, A. Rodgers	5
	B. Roethlisberger	5
5.	L. Dawson, J. Delhomme	4
	M. Sanchez, R. Staubach	4

QB/HC DUOS

MOST REGULAR SEASON STARTS BY A QUARTERBACK / ENTIRE CAREER WITH SAME HEAD COACH (NFL History)

Rk.	Quarterback/Head Coach (Years)	Starts
1.	Tom Brady/Bill Belichick (2001-present)	253
2.	Terry Bradshaw/Chuck Knoll (1970-83)	158
3.	Joe Flacco/John Harbaugh (2008-present)	156



JOE FLACCO NOTES

JOE'S RAVENS PASSING RECORDS

300-YARD PASSING GAMES (Ravens Single Seasons)

Rk.	Player (Year)	Games
1.	Joe Flacco (2015)	5
	Joe Flacco (2014)	5
	Joe Flacco (2012)	5
	Vinny Testaverde (1996)	5
5.	Joe Flacco (2016, 2011)	4

300-YARD PASSING GAMES (Ravens Career History)

Rk.	Player (Year)	Games
1.	Joe Flacco (2008-17)	31
2.	Vinny Testaverde (1996-97)	8
3.	Steve McNair (2006-07)	2
	Jeff Blake (2002)	2
	Eric Zeier (1996-97)	2

MOST PASSES WITHOUT AN INT (Ravens History)

Rk.	Player (Year)	Passes
1.	Joe Flacco (2016)	176
2.	Eric Zeier (1997-98)	175
3.	Steve McNair (2006)	162
4.	Joe Flacco (2010)	137
5.	Joe Flacco (2014, 2012)	126

MORE RAVENS RECORDS

RAVENS SINGLE-GAME PASSING YARDS

Yards	Player	(Opp./Date)
429	Vinny Testaverde	vs. STL, 10/27/96
389	Joe Flacco	at STL, 9/25/11
385	Joe Flacco	at Min., 10/18/09
384	Joe Flacco	at Oak., 9/20/15
382	Joe Flacco	vs. NE, 9/23/12

RAVENS SINGLE-SEASON PASSING YARDS

Rk.	Player (Year)	Cmp-Att	Pct.	Yards	TD	INT	Rate
1.	Joe Flacco ('16)	436-672	64.9	4,317	20	15	83.5
2.	V. Testaverde ('96)	325-549	59.2	4,177	33	19	88.7
3.	Joe Flacco ('14)	344-554	62.0	3,986	27	12	91.0
4.	Joe Flacco ('13)	362-614	59.0	3,912	19	22	73.1
5.	Joe Flacco ('12)	317-531	59.7	3,817	22	10	87.7

QUARTERBACK IRONMAN

Prior to his knee injury in 2015, QB Joe Flacco made 122-straight regular season starts, the sixth-longest streak in NFL history.

MOST CONSECUTIVE STARTS / QUARTERBACKS / NFL HISTORY

Rk.	Player (Years)	Games
1.	Brett Favre (1992-2010)	297
2.	Eli Manning (2004-17)	210
3.	Peyton Manning (1998-2011)	208
4.	Philip Rivers (2006-present)	194
5.	Matt Ryan (2009-present)	133
6.	Joe Flacco (2008-15)	122

RAVENS RECORD & FLACCO...

With 300 passing yards	18-13	vs. AFC North	35-23
With 3-or-more TD passes	14-3	vs. AFC	70-47
When not throwing an INT	55-14	vs. NFC	23-16
With at least 4 comps. 25+ yards	9-4	In September	23-12
With at least a 100 QB rating	41-6	In October	16-22
With at least a 110 QB rating	23-3	In November	29-12
When not sacked	18-6	In December/January	25-17
Playing in < 40 degree weather	12-8	In season's final four games	22-14



Passing Touchdowns
Since 2010,
11th in NFL



Passing Yards
Since 2010,
Ninth in NFL

GAME-WINNING DRIVES: 26 (24 REGULAR SEASON & 2 PLAYOFFS)

GAME-WINNING DRIVES IN FOURTH QUARTER OR OVERTIME (26 TOTAL)

Date/Opp.	Drive Length	Scoring Play	Time Left	Score
11/02/08 at Cle.	5 plays, 59 yards in 1:54	Stover 22-yard field goal	5:36	30-27
01/10/09 at Ten. (Div.)	9 plays, 51 yards in 3:30	Stover 43-yard field goal	0:53	13-10
09/13/09 vs. KC	8 plays, 74 yards in 3:15	Clayton 31-yard pass from Flacco	2:06	38-24
11/29/09 vs. Pit.	6 plays, 17 yards in 3:23	Cundiff 29-yard field goal	6:42 (OT)	20-17
09/26/10 vs. Cle.	10 plays, 69 yards in 5:41	Boldin 27-yard pass from Flacco	9:13	21-17
10/03/10 at Pit.	4 plays, 40 yards in 0:36	Houshmandzadeh 18-yard pass from Flacco	0:32	17-14
10/24/10 vs. Buf.	4 plays, 9 yards in 1:58	Cundiff 38-yard field goal	10:54 (OT)	37-34
12/19/10 vs. NO	5 plays, 66 yards in 1:31	Cundiff 32-yard field goal	10:03	27-24 (30-24 final)
10/30/11 vs. Ari.	5 plays, 37 yards in 0:52	Cundiff 25-yard field goal	0:00	30-27
11/06/11 at Pit.	13 plays, 92 yards in 2:16	T. Smith 26-yard pass from Flacco	0:08	23-20
11/24/11 vs. SF	16 plays, 76 yards in 7:34	Pitta 8-yard pass from Flacco	14:56	13-6 (16-6 final)
09/23/12 vs. NE	7 plays, 70 yards in 1:55	Tucker 27-yard field goal	0:00	31-30
11/04/12 at Cle.	9 plays, 81 yards in 4:22	T. Smith 19-yard pass from Flacco	4:26	22-15 (25-15 final)
11/25/12 at SD	12 plays, 40 yards in 3:09	Tucker 38-yard field goal	0:00	13-13
	12 plays, 69 yards in 3:49	Tucker 38-yard field goal	1:07 (OT)	16-13
01/12/13 at Den. (Div.)	3 plays, 77 yards in :38	J. Jones 70-yard pass from Flacco	0:31	35-35
	6 plays, 16 yards in 2:33	Tucker 47-yard field goal	13:18 (2OT)	38-35
10/06/13 at Mia.	7 plays, 34 yards in 2:25	Tucker 44-yard field goal	1:42	26-23
11/10/13 vs. Cin.	8 plays, 28 yards in 4:34	Tucker 46-yard field goal	5:27 (OT)	20-17
12/08/13 vs. Min.	5 plays, 80 yards in 0:41	M. Brown 9-yard pass from Flacco	0:04	29-26
12/16/13 at Det.	7 plays, 24 yards in 1:43	Tucker 61-yard field goal	0:38	18-16
09/21/14 at Cle.	6 plays, 37 yards in 1:58	Tucker 32-yard field goal	0:00	23-21
12/28/14 vs. Cle.	2 plays, 69 yards in :50	T. Smith 16-yard pass from Flacco	7:33	13-10 (20-10 final)
10/01/15 at Pit.	7 plays, 45 yards in :58	J. Tucker 42-yard field goal	0:03	20-20
	8 plays, 32 yards in 4:33	J. Tucker 52-yard field goal	5:08 (OT)	23-20
11/01/15 vs. SD	9 plays, 59 yards in 2:27	J. Tucker 39-yard field goal	0:00	29-26
11/22/15 vs. STL	5 plays, 12 yards in :54	J. Tucker 47-yard field goal	0:00	16-13
09/18/16 at Cle.	5 plays, 27 yards in 2:35	J. Tucker 49-yard field goal	11:19	22-20 (25-20 final)
09/25/16 at Jax.	8 plays, 22 yards in 1:57	J. Tucker 54-yard field goal	1:02	19-17

TERRELL SUGGS NOTES



55 SUGGS
16TH SEASON
7 PRO BOWLS
2011 NFL DPOY
6-3, 265
OUTSIDE LINEBACKER

SUGGS SIZZLES

OLB Terrell Suggs, the 2011 Defensive Player of the Year and Ravens' all-time sacks leader (126.5), produced a team-high 11 sacks (his seventh year with double-digit totals) during the 2017 campaign, earning his seventh Pro Bowl honor. "Sizzle" also ranks No. 2 in career Ravens tackles (909).

RAVENS ALL-TIME SACKS

Rk.	Player (Years)	Sacks
1.	Terrell Suggs (2003-18)	126.5
2.	Peter Boulware (1997-2005)	70.0
3.	Michael McCrary (1997-2002)	51.0
4.	Ray Lewis (1996-2012)	41.5
5.	Adalius Thomas (2000-06)	38.5

RAVENS ALL-TIME TACKLES

Rk.	Player (Years)	Tackles
1.	Ray Lewis (1996-2012)	2,643
2.	Terrell Suggs (2003-18)	909
3.	Kelly Gregg (2001-10)	721
4.	Ed Reed (2002-12)	661
5.	Haloti Ngata (2006-14)	528

*"It's a no-brainer. He's such a phenomenal football player and leader. Everything he brings to the game of football is special."
 – Ben Roethlisberger, Steelers QB, on if Terrell Suggs should be a Hall of Fame player*

SUGGS' STANDINGS

SUGGS' CAREER SACKS (Most vs. a Single Team)

1. Cleveland Browns 18
2. Pittsburgh Steelers 15
3. Cincinnati Bengals 12.5
4. Miami Dolphins 8.5

Note: Including playoffs, Suggs has totaled 20 sacks vs. Pittsburgh.

RAVENS SACKS LEADERS (2017 Season)

1. **Terrell Suggs** **11**
2. Matthew Judon 8
3. Willie Henry 3.5
- Za'Darius Smith 3.5
5. Tyus Bowser 3
- Anthony Levine Sr. 3

RAVENS SACKS LEADERS (Single-Season Records)

1. Elvis Dumervil (2014) 17
2. Peter Boulware (2001) 15
3. Michael McCrary (1998) .. 14.5
4. **Terrell Suggs (2011)** **14**
5. Trevor Pryce (2006) 13
6. **Terrell Suggs (2014, 2003)** .. **12**

RAVENS FORCED FUMBLES (Career Leaders)

1. **Terrell Suggs** **36**
2. Ray Lewis 20
3. Adalius Thomas 17
4. Peter Boulware 13
5. Ed Reed 11
6. Jarret Johnson 9

ACTIVE NFL SACK LEADERS

OLB Terrell Suggs' 126.5 career sacks rank second among active players. Suggs had a team-, career- and AFC-high 14 sacks in 2011. He posted 10 QB drops during the 2013 campaign, 12 in 2014, 8 in 2016, 11 in 2017 and has 1 this season.

NFL SACKS LEADERS / ACTIVE PLAYERS

Rk.	Player	Sacks	Yards
1.	Julius Peppers (Car.)	154.5	934.5
2.	Terrell Suggs (Bal.)	126.5	898.5
3.	Cameron Wake (Mia.)	92.0	574.5
4.	Von Miller (Den.)	87.5	551.5
5.	Clay Matthews (GB)	80.0	506.0
6.	J.J. Watt (Hou.)	76.0	519.0
7.	Calais Campbell (Jax.)	72.0	501.0
8.	Ryan Kerrigan (Was.)	71.5	498.0
9.	Justin Houston (KC)	69.5	395.5
10.	Carlos Dunlap (Cin.)	65.5	450.0

A PLAYOFF PERFORMER

OLB Terrell Suggs has posted 12.5 sacks in the playoffs, producing a mark that ranks third in all-time NFL postseason history.

NFL POSTSEASON SACKS LEADERS / ALL TIME

Rk.	Player	Sacks	Yards
1.	Willie McGinest	16.0	113.5
2.	Bruce Smith	14.5	109.5
3.	Terrell Suggs	12.5	79.0

VETERAN DEFENDERS

MOST REGULAR SEASON GAMES PLAYED (Active NFL Defenders)

Rk.	Player (Year Entered NFL)	Games
1.	DE Julius Peppers (2002)	252
2.	OLB Terrell Suggs (2003)	215
3.	S Mike Adams (2004)	208

SUGGS FAST FACTS

- ✓ *The Ravens are 73-30 all time when Suggs records at least a half-sack and 20-1 when he tallies 2-or-more sacks.*
- ✓ *The Ravens are 5-0 when he posts 3 sacks.*
- ✓ *Suggs is the only active NFL player with 900 tackles, 100 sacks & 30 FFs.*

SUGGS A STRIP-SACK ARTIST

MOST CAREER STRIP-SACKS (Active NFL Defenders)

Rk.	Players	Strip-Sacks
1.	Julius Peppers (Car.)	37
2.	Terrell Suggs (Bal.)	30

Note: Suggs tallied 4 strip-sacks in 2017.



C.J. MOSLEY NOTES

MOSLEY MANS THE MIDDLE

NFL DEFENDERS W/ 450 TACKLES, 5 INTs & 5 SACKS
(Since 2014)

Player (Team)	Tackles	INTs	Sacks
Luke Kuechly (Car.)	519	9	7.5
C.J. Mosley (Bal.)	474	8	8.0
Telvin Smith (Jax.)	462	7	6.5



57 MOSLEY
5TH SEASON
3 PRO BOWLS
6-2, 250
INSIDE LINEBACKER

C.J.'s STOPS

LB **C.J. Mosley**, Baltimore's 2014 first-round draft pick and a three-time Pro Bowler (including in 2017), owns the NFL's fifth-most total tackles (474) over the past four-plus seasons.

NFL'S TACKLE LEADERS (Since 2014)

Rk.	Player (Team)	Tackles
1.	Bobby Wagner (Sea.)	523
2.	Luke Kuechly (Car.)	519
3.	Preston Brown (Cin.)	508
3.	Lavonte David (TB)	499
5.	C.J. Mosley (Bal.)	474
6.	Telvin Smith (Jax.)	462
7.	K.J. Wright (Sea.)	456
9.	Demario Davis (NO)	455
8.	Lawrence Timmons (FA)	449
10.	Christian Kirksey (Cle.)	414

A TACKLE MACHINE

In 2017, three-time Pro Bowler LB **C.J. Mosley** ranked eighth in the NFL in total tackles (132). He tallied 11 TFL, 2 INTs (1 for a 63-yard TD), 1 sack, 3 FRs and 3 FFs to earn All-Star honors.

NFL'S TACKLES LEADERS / 2017 SEASON

Rk.	Player	Total Tackles	Solo
1.	Preston Brown (Buf.)	144	84
2.	Blake Martinez (GB)	142	94
	Joe Schobert (Cle.)	142	85
4.	Deion Jones (Atl.)	138	91
	Christian Kirksey (Cle.)	138	86
6.	Demario Davis (NYJ)	135	97
7.	Bobby Wagner (Sea.)	133	97
8.	C.J. Mosley (Bal.)	132	96

MOSLEY QUICK HITS

- ✓ In 2017, LB **C.J. Mosley** tallied 132 total tackles, 11 TFL, 2 INTs (1 for a 63-yard TD), 1 sack, 3 FRs and 3 FFs to earn his third Pro Bowl honor.
- ✓ Mosley was the NFL's only player with at least 125 tackles, 3 sacks and 2 INTs in 2014, when he finished second to DT Aaron Donald in the 2014 NFL Defensive Rookie of the Year voting.
- ✓ Mosley (2014), Daryl Smith (2013) & Ray Lewis (1998, 1999, 2000 & 2001) are the only Raven defenders to register at least 115 tackles, 3 sacks and 2 INTs in a single season.
- ✓ Mosley is the first-ever Ravens rookie to earn Pro Bowl honors (2014).



Total Tackles
NFL's 5th Most
Since 2014



Total Tackles
Ravens Most in 2017
(Eighth in NFL)



2017 NFL Defenders
w/ 120 tackles, 10 TFL, 2 INTs & 1 sack
(Mosley, Deion Jones & Bobby Wagner)



NFL Defender (Mosley)
since 2014 w/ 450 tackles,
8 sacks & 8 INTs

'BACKER THEFTS

LB **C.J. Mosley** has produced the NFL's second-most INTs by a linebacker (8) since he entered the NFL in 2014. Mosley had 2 thefts in 2017, including a 63-yard pick-6 in Week 8 vs. the Dolphins.

INTS / LBS / Since 2014

1.	Luke Kuechly (Car.)	9
2.	C.J. Mosley (Bal.)	8
3.	Thomas Davis (Car.)	7
	Deion Jones (Atl.)	7
	Jordan Hicks (Phi.)	7
	Ryan Shazier (Pit.)	7
	Telvin Smith (Jax.)	7

INTS / RAVENS LINEBACKERS (All-Time Career Leaders)

1.	Ray Lewis	31
2.	C.J. Mosley	8
3.	Terrell Suggs	7
4.	Adalius Thomas	6
5.	Daryl Smith	5

INTS / RAVENS LINEBACKERS (Single-Season History)

1.	Ray Lewis (2003)	6
2.	C.J. Mosley (2016)	4
3.	Zachary Orr (2016)	3
	Ray Lewis (3 times)	3
	Daryl Smith (2013)	3



YANDA, B. WILLIAMS & JUDON NOTES



73 YANDA
12TH SEASON
6 PRO BOWLS
6-3, 305
GUARD

STANDING GUARD

G Marshal Yanda, considered one of the greatest players to ever wear a Ravens uniform and an elite NFL lineman, has been to six-career Pro Bowls, which stand fifth in franchise history. In Week 1 vs. Buffalo, he helped the Ravens post the third-largest margin of victory (+44) in team history in a 47-3 win.

MOST PRO BOWLS (Ravens History)	
LB Ray Lewis	13
T Jonathan Ogden	11
S Ed Reed	9
OLB Terrell Suggs	7
G Marshal Yanda	6



Career Pro Bowls tied for second most among active O-linemen

“Only the elite of the elite guards earn serious Hall of Fame consideration. Yanda belongs in that realm.”
– Childs Walker, *The Baltimore Sun*

PERENNIAL PRO BOWLER

- ✓ 2016 marked the sixth-straight Pro Bowl invitation for **G Marshal Yanda**, who was drafted (third round) by the Ravens in 2007.
- ✓ The 12-year veteran has played in 148 games (137 starts) during his career, ranking as the second-most games played among offensive linemen in Ravens history (Jonathan Ogden – 177).
- ✓ Prior to the 2015 campaign, Ravens’ season ticket holders voted Yanda as one of the Top 10 players in the franchise’s 20-year existence.

MOST PRO BOWL SELECTIONS (Active NFL Offensive Linemen)

Rk.	Player (Team)	Pro Bowls
1.	T Jason Peters (Phi.)	9
2.	G Marshal Yanda (Bal.)	6
	C Maurkice Pouncey (Pit.)	6
	T Joe Staley (SF)	6
	T Trent Williams (Was.)	6



3.86
Ravens Opp. Rush Avg. w/ Williams as a Starter (NFL’s 5th best since ‘14)



3
Ravens 2017 Run “D” Ranking Weeks 8-17 (84.8 Rush YPG Allowed)



98 WILLIAMS
6TH SEASON
6-1, 336
DEFENSIVE TACKLE



1
AFC Def. POW Award
2017 Week 11 vs. GB



8
Sacks in 2017
Second on the Team



17
Tackles for Loss
2017: Most on Team & Tied for Fourth in NFL



99 JUDON
3RD SEASON
6-3, 261
OLB

WILLIAMS ANCHORS RUN “D”

DT **Brandon Williams** continued to be a powerful force in the trenches in 2017, even though he missed Weeks 3-6 (four games) with a toe injury. During that time, Baltimore struggled to stop the run. Over the final nine games, however, with Williams at full strength, the Ravens were stout battling opposing ground games.

2017 RUSHING YPG ALLOWED (Weeks 8-17 / Last 9 Games)	2017 10-YARD+ RUNS ALLOWED (Weeks 8-17 / Last 9 Games)
1. Arizona Cardinals 77.0	1. Minnesota Vikings 13
2. Tennessee Titans 79.9	2. Arizona/Tennessee 16
3. Baltimore Ravens 84.8	4. New York Jets 17
4. Philadelphia Eagles 88.7	5. Baltimore Ravens 18

ALL-AROUND DEFENDER

NFL DEFENDERS / 2017 SEASON (w/ at Least 55 Tackles, 15 TFL, 5 Sacks, 2 FFs & 1 FR)

Defender	Tackles	TFL	Sacks	FFs	FRs
Matthew Judon (Bal.)	58	17	8.0	2	1
Jadeveon Clowney (Hou.)	59	21	9.5	2	2
Von Miller (Den.)	57	17	10.0	2	1

Note: Judon’s 17 TFL rank fourth in a Ravens’ single season since the stat began being tracked in 2008. The record is 20 set by OLB Terrell Suggs in 2011, while Suggs also had 19 (2008) & 18 (2010).



JEFFERSON, HUMPHREY & CARR NOTES



DROPPIN' FOR LOSS

23 JEFFERSON

6TH SEASON
5-11, 211
SAFETY

While with Arizona in 2016, S **Tony Jefferson's** 13 tackles for loss led all NFL defensive backs. The 13 TFL rank as the NFL's most by a DB in a season since the stat began being tracked in 2008. Since 2015, Jefferson leads the NFL in TFL by a DB, with 25 such stops, including 7 in his first year (2017) with the Ravens.

MOST TACKLES FOR LOSS / NFL DEFENSIVE BACKS / SINCE 2015

Rk.	Player	Tackles for Loss
1.	Tony Jefferson (Bal.)	25
2.	Reshad Jones (Mia.)	20
	Tyrann Mathieu (Hou.)	20
4.	Kenny Vaccaro (Ten.)	18

"No disrespect to any of the guys I've played with, but it's nice not to have to explain why I do certain things or why I'm doing this in this coverage. From Day One, [Jefferson] already had a feel for how I play and how to work off me. ... It frees me up a lot more mentally. I don't have to tell him after each play why I did this or, before the snap, say, 'Let's do this.' He already knows. That is just light years ahead of most guys I've played with. I've loved every guy I've played with, but he's just on another level."

– Eric Weddle, Ravens Safety



TACKLES FOR LOSS
Fifth (tied) Among
NFL Safeties in 2017



TACKLES FOR LOSS
Most Among NFL
Safeties since 2015



TOTAL TACKLES
Seventh Among NFL
DBs since 2015

JEFFERSON MAKES HIS MARK

MOST SINGLE-SEASON TACKLES FOR LOSS / NFL DBs / SINCE 2008

Rk.	Player	Year	Tackles for Loss
1.	Tony Jefferson (Ari.)	2016	13
2.	Antoine Winfield (Min.)	2008	12
3.	Six Players	n/a	11

29 HUMPHREY

2ND SEASON
6-0, 197
CORNERBACK



MARLON MAKES BIG DEBUT

49.6

Defensive passer rating in 2017 by CB **Marlon Humphrey**, who proved to be a promising defender during his rookie season. This figure ranked fourth best in the NFL among CBs targeted at least 15 times.

2

Interceptions by Humphrey in 2017, part of the Ravens' NFL-high 22 picks on the season.

24 CARR

11TH SEASON
6-0, 210
CORNERBACK



Career Interceptions
(including 5 with Ravens)



Interceptions
in 2017, tied (2011)
for a career
high

CARR A STEADY VETERAN

BALTIMORE INTERCEPTIONS (Since Carr's 2017 Ravens Arrival)

Rk.	Player	INTs
1.	Eric Weddle	6
2.	Brandon Carr	5
3.	Jimmy Smith	3
4.	Four players	2

NFL INTERCEPTIONS (2017 Season)

Rk.	Team	INTs
1.	Baltimore	22
2.	Jacksonville	21
3.	New Orleans	20
4.	Detroit	19
	Philadelphia	19

Quick Hit: Brandon Carr's 12 PD ranked No. 1 on the team in 2017.



SAM KOCH NOTES

SOARING WITH SAM

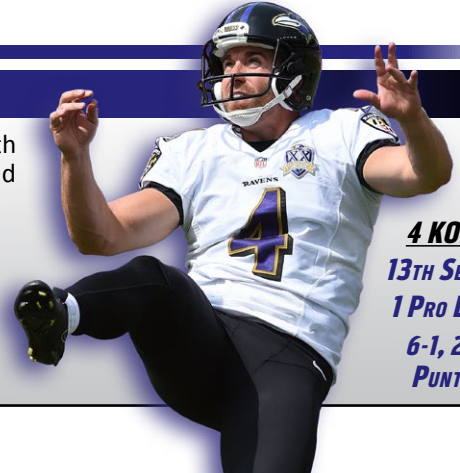
Pro Bowl P **Sam Koch** owns a 45.3 career gross average and 39.6 career net, both marks that rank first in Ravens history. In 2014, Koch posted a career-high and Ravens franchise-record 47.4-yard gross and 43.3-yard net average.

CAREER GROSS PUNTING AVG. (Ravens History)

Rk.	Player	Avg.
1.	Sam Koch	45.3
2.	Greg Montgomery	43.2
3.	Dave Zastudil	41.6

CAREER NET PUNTING AVG. (Ravens History)

Rk.	Player	Avg.
1.	Sam Koch	39.6
2.	Greg Montgomery	37.2
3.	Kyle Richardson	35.4



4 KOCH
13TH SEASON
1 PRO BOWL
6-1, 222
PUNTER

KOCH DOMINATED

No punter in 2017 was more dominant at pinning opponents deep in their own territory than P **Sam Koch**.

PUNTS INSIDE 20

1.	Sam Koch	40
2.	Chris Jones	34
3.	Two Players	33

PUNTS INSIDE 10

1.	Sam Koch	16
2.	Marquette King	14
3.	Three Players	13

PUNTS INSIDE 5

1.	Andy Lee	6
2.	Sam Koch	5
	Three Others	5

"He is composed, he is resilient, and he's not easily rattled. People don't really expect it from a punter, but I definitely think Sam Koch carries that special Raven persona."

— Terrell Suggs, Ravens Outside Linebacker

SAM IN THE 20

P **Sam Koch** is the Ravens' all-time leader in punts inside the 20 (360). In 2017, he posted a franchise-record 40 boots inside the 20, which ranked as the NFL's most.

* In 2017, Koch's 40 punts inside the 20 ranked No. 1 in the NFL.

PUNTS INSIDE THE 20 (Ravens All-Time History)

Rk.	Player	In 20
1.	Sam Koch	360
2.	Kyle Richardson	128
3.	Dave Zastudil	89

PUNTS INSIDE THE 20 (Ravens Single Seasons)

Rk.	Player (Year)	In 20
1.	Sam Koch (2017)*	40
2.	Sam Koch (2010)	39
	Kyle Richardson (1999)	39

RAVENS IRONMAN

RAVENS CONSECUTIVE GAMES PLAYED / ALL-TIME STREAKS

Rk.	Player	Games	Years
1.	Sam Koch	194	2006-present
2.	Jarret Johnson	129	2003-11
3.	Joe Flacco	122	2008-15

BALTIMORE RAVENS MOST ALL-TIME GAMES PLAYED

Rk.	Player	Games	Years
1.	Ray Lewis	228	1996-2012
2.	Terrell Suggs	212	2003-present
3.	Matt Stover	207	1996-2008
4.	Sam Koch	194	2006-present
5.	Jonathan Ogden	177	1996-2007

PINNING 'EM DEEP

Dating back to 2006, when he entered the NFL, P **Sam Koch**'s 360 punts inside the 20 rank second in the NFL.

NFL PUNTS INSIDE THE 20 / SINCE 2006

Rk.	Player	In 20
1.	Dustin Colquitt (KC)	397
2.	Sam Koch (Bal.)	360
3.	Andy Lee (Ari.)	336

In 2017, Koch twice earned AFC Special Teams Player of the Week honors (Week 12 vs. Hou. & Week 15 at Cle.). He is the first punter to win multiple POW awards in a single season since Buffalo's Brian Moorman in 2006.

PRO BOWL PUNTER



In his 10th season (2015), P **Sam Koch** was finally named to his first Pro Bowl, as the standout punter's net average (42.9) ranked No. 2 in the NFL, while his gross average (46.7) was ninth. Koch also dominated the league in 2014, producing the No. 1 net (43.3) and No. 3 gross (47.4) averages.

NOTE THE QUOTE

ESPN.com's Kevin Seifert on Sam Koch's arsenal of punts:

"Some are designed to hook toward the sideline with maximum hang time. Others use an intentionally low trajectory to aid coverage teams. He has a knuckler and one kick that drops, from the returner's perspective, roughly in the shape of the letter 'S.' He's debuted a "boomerang" punt that does just what you would imagine it might. Most, but not all, of these punts are intended to discourage a clean catch and minimize the return.

"It's not unusual for NFL punters to develop a "changeup" of sorts, but no one has ever had multiple options at the ready. ... The NFL changes every day, but there are only a few moments in each generation when it transforms. This is one of them. In plain sight, Sam Koch and the Ravens have introduced a new way to punt."



Punts In 20
NFL's Fourth Most
Since 2014



Net Punt Average
NFL's Fourth Best
Since 2014



Gross Punt Average
NFL's Ninth Best
Since 2014



JUSTIN TUCKER NOTES

TUCKER THE ALL-TIME BEST

K Justin Tucker, the most accurate kicker of all time, has hit 205 of 227 FGAs to post a 90.3% mark. He is 3-for-3 on FGAs this season, and dating back to 2017, has made 22-straight boots, ranking as the NFL's second-longest active streak (Robbie Gould, 29).

BEST CAREER FIELD GOAL PERCENTAGE (NFL History / Min. 100 Att.)

Rk.	Player	FGM-FGA	Pct.
1.	Justin Tucker	205-227	90.3
2.	Dan Bailey	186-211	88.2
3.	Stephen Gostkowski	344-393	87.5
4.	Stephen Hauschka	223-256	87.1
	Robbie Gould	331-380	87.1



9 TUCKER
7TH SEASON
2 PRO BOWLS
6-1, 183
KICKER

In 2017's Week 16 win vs. the Colts, Tucker (then 802 points) became the fastest pure kicker in league history to reach the 800 milestone, doing so in his 95th game. Of overall players, only Gino Cappelletti (a WR/PK combo from 1960-70) did it faster (93 games).

TUCKER'S CAREER STATS

Year	1-19	20-29	30-39	40-49	50+	Total	Pct.	LG	PAT	Pts
2012	0-0	8-8	8-8	10-13	4-4	30-33	90.9	56	42-42	132
2013	0-0	10-10	12-13	10-11	6-7	38-41	92.7	61	26-26	140
2014	0-0	10-10	11-11	4-4	4-9	29-34	85.3	55	42-42	129
2015	0-0	10-10	9-9	10-11	4-10	33-40	82.5	52	29-29	128
2016	0-0	4-4	10-11	14-14	10-10	38-39	97.4	57	27-27	141
2017	0-0	7-7	11-11	11-12	5-7	34-37	91.9	57	39-39	141
2018	0-0	0-0	1-1	1-1	1-1	3-3	100.0	55	7-7	16
Totals	0-0	49-49	62-64	60-66	34-48	205-227	90.3	61	212-212	827



FGs Made
NFL's Most
Since 2012



Points Scored
NFL's Second
Most Since 2012



Career FG Pct.
Best Mark
in NFL History



40-Plus-Yard FGs
NFL's Most
Since 2012



50-Plus-Yard FGs
NFL's Most
Since 2012

2016: PERHAPS THE BEST YEAR EVER

In 2016, All-Pro **K Justin Tucker** connected on 38 of 39 FGAs (lone miss was a block), posting the fifth-best pct. in NFL single-season history. In addition to making 35-straight FGs at one point (tied for fifth-best streak ever), here are facts about his remarkable season, arguably the best ever by a kicker:

- ✓ Tucker's 38 FGs made ranked No. 1 in the NFL. He was also 27-of-27 on PATs. An NFL single-season record 24 of Tucker's 38 FGs made in 2016 came from 40 yards or beyond.
- ✓ Tucker's 10 FGs of 50-plus yards are a Ravens' single-season record. They tie (Blair Walsh, 2012) for the most in NFL history. (Tucker was a perfect 10-for-10 from 50 yards and out during the 2016 season.)
- ✓ Tucker's 141 points ranked second in the league only behind Atlanta's Matt Bryant (158).
- ✓ In Week 12 vs. Cincy, Tucker became just the ninth kicker in league history to make 3 FGs of 50-plus yards in a single game (52, 57 & 54). He is also the first kicker in NFL history to make 3 FGs of 50-plus yards in the first half of a game. (These feats earned him AFC ST POW honors.)

BEST FG PERCENTAGE / NFL SINGLE-SEASON HISTORY

Rk.	Player (Team)	FGM-FGA	Pct.
1.	Gary Anderson (1998)	35-35	100.0
	Mike Vanderjagt (2003)	37-37	100.0
	Jeff Wilkins (2000)	17-17	100.0
	Tony Zendejas (1991)	17-17	100.0
5.	Justin Tucker (2016)	38-39	97.4

TUCKER TIDBITS

- ✓ Since PATs were moved back in 2015, Tucker (102-of-102) is the only NFL kicker yet to miss.
- ✓ Tucker is a four-time AFC Special Teams Player of the Month, which ranks one more than legends S Ed Reed & K Matt Stover for the most POM awards in Ravens history. (Tucker has also earned seven AFC Special Teams Player of the Week honors.) "Tuck" earned his fourth POM award in Nov. 2017, going 8-for-8 on FGAs and 6-for-6 on PATs.
- ✓ Tucker's 6 FGs on 12/16/13 at Det. set a team record and a single-game NFL high in 2013. Against the Lions, he became the first NFL kicker ever to connect from the 20-, 30-, 40-, 50- & 60-yard range in a game.
- ✓ Tucker's 93.8 career FG% when kicking on grass (106-of-113) ranks as the NFL's best of all time.
- ✓ Tucker's 92.5 career FG% (99-of-107) in the second half/overtime ranks as the NFL's best second half/OT mark of all time.



JUSTIN TUCKER & ERIC WEDDLE NOTES

TUCK'S CHART TALK

MOST FIELD GOALS MADE / SINCE 2012

Rk.	Player (Team)	FGM
1.	Justin Tucker (Bal.)	205
2.	Stephen Gostkowski (NE)	203
3.	Stephen Hauschka (Buf.)	182
4.	Adam Vinatieri (Ind.)	175
5.	Matt Bryant (Atl.)	171

MOST NFL POINTS / SINCE 2012

Rk.	Player (Team)	Points
1.	Stephen Gostkowski (NE)	918
2.	Justin Tucker (Bal.)	827
3.	Stephen Hauschka (Buf.)	777
4.	Matt Bryant (Atl.)	757
5.	Adam Vinatieri (Ind.)	749

CONSECUTIVE FIELD GOALS MADE (All-Time NFL Streaks)

Rk.	Kicker (Years)	FGs Made
1.	Adam Vinatieri (2015-16)	44
2.	Mike Vanderjagt (2002-04)	42
3.	Gary Anderson (1997-98)	40
4.	Matt Stover (2005-06)	36
5.	Justin Tucker (2015-16) Adam Vinatieri (2013-14)	35

BEST NFL FIELD GOAL PERCENTAGE (2016 Season)

Rk.	Player (Team)	FGM-FGA	Pct.
1.	Justin Tucker (Bal.)	38-39	97.4
2.	Matt Bryant (Atl.)	34-37	91.9
3.	Ryan Succop (Ten.)	22-24	91.7
4.	Stephen Hauschka (Sea.)	33-37	89.2
5.	Cairo Santos (KC)	31-35	88.6
6.	Two Players	27-31	87.1

BEST FIELD GOAL PERCENTAGE / ROOKIES (NFL History)

Rk.	Player (Year)	FGM-FGA	Pct.
1.	Blair Walsh (2012)	35-38	92.1
2.	Justin Tucker (2012)	30-33	90.9
3.	Harrison Butker (2017)	38-42	90.5
4.	Cody Parkey (2014)	32-36	88.9
	Alex Henery (2011)	24-27	88.9
6.	Chandler Catanzaro (2014)	29-33	87.9

BEST FIELD GOAL PERCENTAGE (Ravens Single-Season History)

Rk.	Player (Year)	FGM-FGA	Pct.
1.	Justin Tucker (2016)	38-39	97.4
2.	Matt Stover (2006)	28-30	93.3
3.	Justin Tucker (2013)	38-41	92.7
4.	Justin Tucker (2017)	34-37	91.9
5.	Justin Tucker (2012)	30-33	90.9

(min. 16 att.)

TUCKER'S GAME-WINNERS

12

Career game-winning FGs by K Justin Tucker:

- 2016: Week 3 at Jax., 53 yards
- 2016: Week 2 at Cle., 49 yards
- 2015: Week 11 vs. STL, 47 yards
- 2015: Week 8 vs. SD, 39 yards
- 2015: Week 4 at Pit., 52 yards OT
- 2014: Week 3 at Cle., 32 yards
- 2013: Week 15 at Det., 61 yards
- 2013: Week 10 vs. Cin., 46 yards OT
- 2013: Week 5 at Mia., 44 yards
- 2012: Div. at Den., 47 yards 2OT
- 2012: Week 12 at SD, 38 yards OT
- 2012: Week 3 vs. NE, 27 yards

"He's very valuable. I'm a Justin Tucker guy, along with Morgan [Cox, snapper] and Sam [Koch, holder]. It's a team effort in there with the protection, and those guys do a good job. But when it's all said and done, the kicker is key. He's the guy that's going to knock it through the uprights, and there's nobody better than Justin Tucker."

– John Harbaugh, Ravens Head Coach

THE SECONDARY'S SERGEANT

A five-time Pro Bowler (including two as a Raven), **S Eric Weddle's** 29-career INTs rank second among active safeties. In his first year (2016) as a Raven, he produced a team-high 4 picks (tied, C.J. Mosley) and 89 tackles. In 2017, he posted 6 INTs (including 1 "pick-6"), ranking as a team best and tying (A.J. Bouye) for third overall in the NFL.

NFL INTERCEPTIONS LEADERS / ACTIVE NFL SAFETIES

Rk.	Player (Team)	INTs	Yards	TDs
1.	Reggie Nelson (Oak.)	36	486	1
2.	Eric Weddle (Bal.)	29	467	4
3.	Mike Adams (Car.)	27	326	2
4.	Earl Thomas (Sea.)	26	417	2

32 WEDDLE
12TH SEASON
5 PRO BOWLS
5-11, 200
SAFETY



INTERCEPTIONS LEADERS / SAFETIES / SINCE 2016

Rk.	Player (Team)	INTs	Yards	TDs
1.	Eric Weddle (Bal.)	10	177	1
	Ha Ha Clinton-Dix (GB)	9	104	0
	D.J. Swearinger Sr. (Was.)	9	56	0
4.	Kevin Byard (Ten.)	8	130	0
	Micah Hyde (Buf.)	8	75	0



1
Active NFL Safety
(Weddle) w/ at least
900 tackles, 25 INTs & 5 sacks



2
Active NFL Safeties
(Weddle & Reggie Nelson)
w/ 25 INTs & 85 PD



6
INTs in 2017
Ranked Third in NFL
(tied, A.J. Bouye)

Weddle earned his first-ever AFC Defensive Player of the Week honor for his performance in 2017's Week 13 win over Detroit. In the game, he tallied 3 tackles, 1 strip-sack and a 45-yard interception return for a touchdown, leading the Ravens to a 44-20 victory.



CRABTREE, BROWN & SNEAD IV NOTES

TOUCHDOWN TRIOS

In Week 1's 47-3 win over Buffalo, three Ravens wideouts (**John Brown**, **Michael Crabtree** & **Willie Snead IV**) each caught a touchdown. It marked just the fifth time in franchise history (and first since 2014) that such a feat was accomplished.

GAMES WITH A TD CATCH BY THREE DIFFERENT RECEIVERS (Ravens History)

- 9/9/18 vs. Buf. – Ravens 47, Bills 3**
 - John Brown, Michael Crabtree, Willie Snead IV
- 10/12/14 at TB – Ravens 48, Bucs 17**
 - Kamar Aiken, Michael Campanaro, Torrey Smith, Steve Smith Sr.
- 12/5/99 vs. Ten. – Ravens 41, Titans 14**
 - Justin Armour, Jermaine Lewis, Patrick Johnson
- 11/1/98 vs. Jax. – Jaguars 45, Ravens 19**
 - Patrick Johnson, Jermaine Lewis, Floyd Turner
- 10/27/96 vs. STL – Ravens 37, Rams 31**
 - Derrick Alexander, Michael Jackson, Floyd Turner

"We have guys who allow us to attack defenses in a lot of different ways. They are really good football players who we expect big things from."

– Joe Flacco on his new WRs

83 SNEAD IV

4TH SEASON
5-11, 205
WIDE RECEIVER



13 BROWN
5TH SEASON
5-11, 178
WIDE RECEIVER

RAVENS NEW WIDEOUTS

In addition to **WR Michael Crabtree** (Oak.), the Ravens signed free agents **WR John Brown** (unrestricted, Ari.) and **WR Willie Snead IV** (restricted, NO) in 2018. Below are notes about the duo:

- Through two games, Brown leads Baltimore with 136 receiving yards and 2 TDs on 7 catches. Snead IV ranks second on the team with 103 receiving yards and 1 TD on 9 catches.
- In 2015 with Arizona, Brown set career highs in receptions (65), receiving yards (1,003) and TDs (7).
- In 2016 with New Orleans, Snead IV posted career highs with 72 catches and 4 TDs, adding 895 receiving yards.



15 CRABTREE

10TH SEASON
6-1, 215
WIDE RECEIVER

SCORING THREAT

MOST NFL RECEIVING TOUCHDOWNS (Since 2015)

Rk.	Player (Team)	TDs
1.	Antonio Brown (Pit.)	32
2.	Doug Baldwin (Sea.)	29
	DeAndre Hopkins (Hou.)	29
4.	Michael Crabtree (Bal.)	26
	Odell Beckham Jr. (NYG)	26
	A.J. Green (Cin.)	26



NFL Players
Crabtree & Antonio Brown
to record at least 8 TD
catches in each of the past
three full seasons (2015-17)

KING CRAB NOTES

WR Michael Crabtree, a 10-year NFL veteran, signed with the Ravens as a free agent this past spring. Through two games, he has tallied 8 catches for 94 yards and 1 TD. Here are several career fast facts about the standout wideout:

- Crabtree has produced at least 8 receiving TDs in a season four times, including in each of the past three years (9 – 2015, 8 – 2016 & 8 – 2017).
- His 25 receiving TDs since 2015 (see chart above) tie for the NFL's fourth most.
- Crabtree and Steelers WR Antonio Brown are the only NFL players to post at least 8 TD catches in each of the past three full seasons.
- Crabtree has totaled at least 85 catches in a season three times, with a career-high 89 during the 2016 campaign (earned Pro Bowl alternate honors).
- He has twice surpassed 1,000 receiving yards, tallying a career-high 1,105 (on 85 receptions) in 2012.

RED ZONE & TD FAST FACTS

- ✓ *When Crabtree scores at least 1 receiving TD, his team has produced a 29-12-1 record. When he has 2 TDs, they are 6-2.*
- ✓ *Of Crabtree's 52 career receiving TDs, 26 have come in the red zone.*
- ✓ *Since 2015, 14 of Crabtree's 26 receiving TDs occurred in the red zone.*



RAVENS IN OUR COMMUNITY

PASS IT FORWARD

This year marked the 17th anniversary of the attacks on 9/11. Partnering with Verizon for the third-consecutive year, the Ravens continued to honor first responders and military families with the “Pass It Forward” campaign. This community-wide campaign is a season-long initiative where current and alumni players, along with Ravens cheerleaders and mascot Poe, surprise fans through random acts of kindness at various Baltimore-area locations. The initiative’s mission is to create a positive social movement that begins with these events and encourages recipients and the community to “pass it forward.” Ravens fans are encouraged to carry out their own personal random acts of kindness and share them by using the hashtags #RavensFlock, #PassItForward and #VerizonBAL. Monday, Sept. 17, kicked off the 2018 “Pass It Forward” campaign. Former Ravens **S Ed Reed** visited the Maryland State Police Headquarters and Medstar emergency room nurses, doctors and ambulance drivers, surprising them with coffee and pizza, respectively. The day highlighted multiple events throughout the Baltimore-area to show gratitude for the services our first responders provide.



CLEAT DISTRIBUTION

On Monday, Sept. 17, the Ravens celebrated their new charitable partnership with local nonprofit Leveling the Playing Field (LPF). Teaming up with Under Armour and the UA House/Living Classrooms Foundation, the Ravens donated new cleats to over 100 local middle school students in the Baltimore community. Official Ravens mascot Poe was onsite to help with the distribution of the footwear and to get the students excited about not only the Ravens’ season but their own. Leveling the Playing Field’s mission is to give underprivileged children an opportunity to enjoy the mental and physical benefits of youth sports participation. Through donations of used and excess sporting equipment, LPF gives programs and schools serving low-income communities the opportunity to allocate funds saved to lower registration fees, expand their scholarship programs, enhance their existing athletic program and/or develop new ones. The six schools that received cleats included Banneker Blake School (pictured below), Hampstead Hill Academy, Thomas Jefferson School, Calvin Rodwell School, Green Street Academy and Afya Public Charter School.



HONOR ROWS

The Ravens, the Governor’s Office on Service and Volunteerism and M&T Bank present the 19th annual Honor Rows program. Throughout the 2018 regular season, local youth-led service organizations will be honored for their commitments to the community. For each home contest, different groups of Maryland youth will receive up to 100 tickets to a game, Honor Rows t-shirts and pre-game sideline passes. In order to be selected for the program, youth must demonstrate their dedication to serving and meeting the needs of their community while developing leadership, personal and social skills. The 14 organizations honored this season include: Baltimore Area Council, Boy Scouts of America (pictured below), Snow Hill-NJHS, Bennett Middle School-NJHS, Big Brothers Big Sisters at the Y, Maryland National Guard Freestate Challenge Academy, Historic Elkridge Young Marines, Montgomery County Recreation, Sisters Academy of Baltimore, Best Buddies, Bundles of Love Club, Key Club, CASA Club, Laurel Highland Council, Boy Scouts of America and Boys 2 Men-Harford County.





JOHN HARBAUGH MONDAY PRESS CONFERENCE: WEEK 3 VS. BRONCOS

Opening statement: “All right, good to see everybody – appreciate you guys being here. A couple roster moves: Albert McClellan was re-signed. As we said [weeks ago], that might be a possibility, so we’re happy to be able to do that. Maurice Canady was put on IR, although he’ll be eligible to return, potentially. He does not have a season-ending injury, as we said before, so he’s a guy that could come back in due time. And, we re-signed Kai [Nacua] to the practice squad. Kai had a heck of a training camp. He dealt with some injuries but fought through it, played very well whenever he was out there, so it’s good to have him back in the mix. With that, I’ll take questions.”

While you mentioned CB Maurice Canady, RB Kenneth Dixon was placed on IR last week. Is he someone that could potentially return later in the season? (Luke Jones) “He is. He is, same category – correct. He’s another guy that could come back, so that would be – if both those guys came back – those would be our two guys for the year. I think it’s a wise choice by Ozzie [Newsome] and Eric [DeCosta] to make the move the way they did and just see how it plays out.”

Is it reassuring to be able to turn to a guy like LB Albert McClellan? You’re dealing with a little bit of uncertainty with ILB C.J. Mosley. (Childs Walker) “Albert is a veteran player. He’s a very good football player. He knows everything we do. He gives us a lot on special teams, as well. He can play middle linebacker, to your point. It’s a very good point. I would say [he] kind of solidifies us in there a little bit, having so many young players in the group.”

Can we go back to Thursday night, now that you’ve has a chance, of course, to look at the film? When ILB C.J. Mosley left, was there a temporary ... Was there some sort of communication breakdown in terms of the mic helmet and ILB Patrick Onwuasor taking over and then eventually sliding to S Eric Weddle? (Jerry Coleman) “We got it to Eric. We wanted to get it to Eric. What the situation was with the phones, or how they were working or stuff like that, I really don’t know. We have the best phone guys in the world; love those guys. They do a great job, and they work all that stuff out. Patrick had it, I think, for a short period of time, and then it went to Eric, which is who we want to have it in those situations.”

Is that a contingency? In other words, if the main guy – and you’ve identified these guys in the past – if they go down, does it just fall on to the next guy who’s in line? (Jerry Coleman) “Yes. There’s an order, a pecking order. In my mind, it’s Eric [Weddle]. That’s the No. 2 guy, and that’s what we got to. We didn’t have too many communication problems, as far as getting calls in. We didn’t play things the way we wanted to play them all the time, but we had the calls in, for the most part. We had a few strength calls that weren’t right, but those aren’t ... It’s not too much of an issue, because the defense is still sound, as long as we’re all on the same page. On-the-field communication, getting everybody on the same page, talking things through, that’s what we emphasize. We have smart players, and it’s early in the season. I watch games all around the league. There are a lot of communication issues early in the year, and we’re no different. So, we’ve been pretty good with that stuff, and we continue to get better and improve, and before it’s all said and done, you want to be humming in the area of communication. When you lose a player like C.J. [Mosley], it’s a factor with that, certainly.”

Do you have an update on ILB C.J. Mosley? (Jerry Coleman) “No. It’s just what was reported. It’s a bone bruise, and that’s good news. It wasn’t a structural issue, so we’ll just see how that thing comes along and keep our fingers crossed.”

It’s been about four weeks since both TE Hayden Hurst and DT Willie Henry had their surgeries. Any chance they practice this week? (Aaron Kasnitz) “No. No, they won’t practice this week.”

One other question regarding Thursday: Going back looking at the film, the decision with Bengals WR A.J. Green, single coverage versus double coverage, was he alone in single coverage perhaps too much? (Jerry Coleman) “No. You can’t double him all the time. It’s impossible. So, we played our defense. We mixed our defenses, and he caught three touchdown passes. We didn’t play him as well as we need to. We didn’t cover him as tight as we need to, the way we wanted to cover him, obviously, so he made some plays.”

You’re on the other end of what was a short week. Now, a little longer. Good timing to get a few extra days of rest for the next one? You’ve been off since Thursday, I guess, Thursday night. (David Ginsburg) “Yes, that’s valuable to have that. As far



as recovery and things like that, and studying. This will be our opportunity. Everybody will get that at some point in time during the season, so it has value. That's right"

The rushing game averaging 3.3 yards, I know that's probably not what you want it to be. What, do you feel, is the biggest problem to get that running game back on track? (Jamison Hensley) "We just have to get the running game going. We need to pop some runs. That's the biggest issue. When you hit some long runs, that average goes to where you want it to be. We've had some steadiness with it. I don't think we've been hit in the backfield too many times, but we've had a few pretty solid runs. We didn't have nearly as many runs as we wanted on Thursday night. It's only the second game. People are playing us a certain way. The Bills made it a point to stop the run. That was kind of where they went with their defense, and then Bengals didn't have to, because they jumped out to a big lead. That's a big priority. We're not, in any way, pleased with the numbers. And, we are very determined to run the ball well, because we think it fits our offense, and it's something that opens everything else up. So, we have to get that going."

Most defenses go with a linebacker wearing the defensive headset. Is there anything that you guys have to be wary of with S Eric Weddle being the guy, the safety who's also the one relaying the play calls? (Jonas Shaffer) "The biggest thing is that he's not in the middle of the defense. That's probably your point. I think it's valid point. It's a little harder for the safety to communicate to the whole defense, but we do a good job of echoing our calls. Don [Martindale] does a good job of getting them in quickly, although we can always do that better. You want to get them in as quick as you can, but there are a lot of factors there. You're not just going down a list. You have to determine what the personnel is and what the situation is before you can make your call, so that's probably the biggest issue with it, sure."

How have you seen LB Kenny Young come along since training camp? He's obviously gotten a lot of snaps, particularly on Thursday. (Jeff Zrebiec) "Kenny continues to get better. He's doing a great job. We're really happy with him. I wouldn't say he's a finished project – nobody is ever a finished project – but he has a lot to learn. There are a lot of plays that Kenny, I think I saw him say, he didn't play everything right, and it led to a few plays for [Cincinnati]. But, he played a lot of things really fast and really well, and it led to a few plays for us. He keeps building on the plusses and the playmaking and keeps minimizing, in terms of just understanding where he's supposed to be with all the pattern reads and things like that. He's only going to get better. Very smart, very studious, very conscientious. So, his learning curve is steep. He's going to do a good job."

Along the same lines, what have you seen from TE Mark Andrews? (Ryan Mink) "Very similar. Mark had the slow start in in training camp because of the physical issues, and man, he's kind of a gamer. He steps up and make plays, and that's what we thought we had when we drafted. He's worked very hard in practice, and to see that show up in the games is good. [He's a] pass catcher, but, I'll tell you, a better runner or a better blocker, than probably anybody thought. In the games, he kind of steps it up, so that's a very big plus for us."

You had those two fourth-down conversions [in the last game]. What's your process of figuring out the math behind it in real time? (Aaron Kasinitz) "That's a good question. The math is already done. We study all that, we have all those numbers, and that's given to me during the game. The math, in both of those, was pretty overwhelming to go for them. But I also ... While I'm no Copernicus – I passed math all the times I took it (*laughter*) – I have a pretty good understanding that while the statistics might be overwhelming a certain direction, there are also factors that ... I had stats class, so the more things are done, the more the statistics tend to balance out. Like I tell our stats guys all the time, 'We don't want to be the factor that balances the stat back out – especially on fourth down.' So we were down by a lot, and we wanted to ... I think on the road, there are two ways to look at it. One way to look at it is that you get the points and you chip your way back in – which is generally what we've always done. The other way to look at it is [that] we needed touchdowns, we need to score, and we were running out of possessions. I went with the idea to go for it, figuring that we could convert it. The fact that we didn't convert them makes me feel like we shouldn't have gone for them, we should have kicked it. In the end, that's really what you judge it on – whether you make it or not. But the analytics, to your question, was pretty strongly favorable for going for it."

It seems like it comes up every year, but when you see all those missed kicks around the league, is there a nice feeling inside about having K Justin Tucker? (Childs Walker) "Yes, and you know, you never take it for granted that the kick is going to get made, because I know how hard it is. It reminds you of how hard it is to make field goals, right? In Baltimore, we don't



ever take those three guys for granted. They're a team. They'll be the first to tell you that they have to make the next kick. So, they work really hard to do that. But, 'yes' is the answer to your question."

Two ties in consecutive weeks. Were you in favor of shortening the overtime? (Todd Karpovich) "I was. I think it's ... Gosh – it's hard to come back. You play all that time, but I don't know if five minutes make that big of difference or not. I'm not sure. I'm sure there are some studies on that, too. Who knows? We're going to try to win them in regulation as much as we can."

When you go up against a pass rusher like Broncos OLB Von Miller, how big of a challenge is it to stop him? (Jamison Hensley) "Big challenge. He's the bell cow. They have a very good defense. I go to Darian Stewart, who was here – he's playing very well and been playing well for them there. Two really good corners, inside 'backers that fly around – very strong, solid defensive front. He's the straw that stirs the drink, no doubt – one of the very best in the league at what he does. We will have to have him accounted for at all times, on every play. If we don't do that, he'll wreck the game. That's job [No.] 1 on offense – that's where it starts."

When you watched the tape of the offensive line from Thursday, did you see any systemic problems on some of the pass protection? Was it more individual matchups? What stood out to you? (Childs Walker) "Well, no systemic, in the terms of what type of protections we were running. We were mixing the protections pretty well. We had one bad matchup: We had our tight end on their best pass rusher on a play-action when he lined up on the right side – which he does occasionally but not all the time. That was a tough one, and he ended up hitting Joe [Flacco] as we were trying to get a deep throw, which would've been a big play for us potentially. It looked like it was going to be, but you have to get it off. When you run the seven-step drops, especially even off a play-action ... When the defensive end doesn't bite off the play-action, he pass rushes, and you have a tight end on him – that's tough. Those kinds of things ... I think they won some one-on-one battles at times – you've all seen that. We just have to work really hard to protect our quarterback. When we did, I think we had a lot of success throwing the ball. Joe made some really good plays, too, creating some things under duress. When we didn't, that makes it tougher."

You recovered WR/RS Janarion Grant's fumble. Is there concern with him and how he's doing? (Cliff Brown) "Yes, I'm concerned. It's twice in two games, and you don't want to see that. Whether he fumbles or not catching the ball the first time, you want to see the ball secured. He did secure it well a number of times – high hangers, people buzzing around him two weeks ago in the rain. But any time the ball is on the ground it is not a good situation. He knows that, and he's working hard at that. We'll kind of monitor that as we go here."

After the game, we talked to T Ronnie Stanley, and he deferred to you in terms of how he is. Is he fine going forward? (Jeff Zrebiec) "What did he tell you? You asked him." (Reporter: "He said, 'You're going to have to ask coach Harbaugh.'") "Did he? I read a different quote." (Reporter: "He said, 'I'm fine,' and somebody asked him, 'What's wrong?' Then he said, 'You'll have to ask ...'") "Oh, so now we have the whole quote. It's always good to get the whole thing in context – see! (laughter) (Reporter: "He deferred to you twice.") "He did defer to me twice. I appreciate that. OK, but he said he was 'fine?'" (Reporter: "He said he was fine – that was the first thing, yes.") "Well, we'll just go with that. He said he's fine – he's fine. We'll see. I don't know, we'll see. I think he's OK. We'll see."

What stood out about Denver's rookie RB Phillip Lindsay? He's set records, been really productive and is an undrafted guy (Luke Jones) "Amazing, because we looked at him – we liked him. He's a free agent guy, we had some pretty good free agent backs in here, too. It's incredible, these free agent running backs around the league. He's fast – that's what stands out about him. He's quick, he's kind of fearless. They put him in good situations, they get the ball to both rookie backs – [Royce] Freeman from Oregon, too. They get the ball outside quick on the edge couple different ways. They run a lot of draws really well, some screens, they get him in space. The offensive line has done a good job, but this kid is running and he's making plays with his speed and his fearlessness. He's doing it as a kick returner, [too]. He's back there as a kick returner as well – pretty impressive."

How did you think the run defense was against the Bengals? (Cliff Brown) "It was OK – not great. It needs to be better. Not to our standards. All our guys will probably echo that. We have a high, high standard. So, it might be good enough for other teams around the league, but it's not going to be good enough for us."



I believe you guys are 9-for-9 for converting inside the red zone so far this year. Have you seen anything different? (Jerry Coleman) “Man, I’ll tell you – I don’t know. What I’m seeing is good players. I think we have guys making plays, and we ran the ball in a few times, and that’s big to our running backs and our offensive line. But man, you don’t want to start patting yourself on the back. This league is too tough. The one thing you do see is – and I told the team this today – when you do have a weekend, kind of what you’re talking about [to] get a step back and watch games, boy, it gives you good perspective. You see it’s a crazy league. You see how tough it is. You see how tough it is to score in the red zone, how tough it is to stop somebody in the red zone. Everything is tough! Guys make plays, guys make mistakes, games go down to the wire, somebody gets blown out that you don’t expect to get blown out. You just can’t beat yourself up too much, because if you do, that just takes you to a downward path. You can’t do it. What it’s going to boil down to in the end is who is mentally tougher over the long haul. You have to keep grinding. You start with a lead? Keep grinding. You start out down in a hole? Keep grinding. It’s a long game. If it’s tight? Keep grinding. Someone has to pull ahead. I think it’s true for a game; I think it’s true for a season. That’s where we’re at right now. It’s early and we just have to grind and become better and become mentally tough and fight and become a good football team. Nobody in the NFL is a good football team yet. So. it remains to be seen who the good football teams are, and that’s what we’ve got to try to become.”

Two games, 10 plays for QB Lamar Jackson. How do you think that’s going, and do you think that could even expand? You know, he’s started getting big plays. (Jamison Hensley) “It’s week to week, gameplan to gameplan, game to game during the game. There are more plays than five in the gameplan for him. We’ll just try to do what we can do with all the weapons we have to try to put as many points up as we can. That’s really what we’re trying to do with all our guys. I put him in the same category that way.”

ALPHABETICAL ROSTER

As of Sept. 18

No.	Name	Pos.	Ht.	Wt.	Birthdate	Exp.	College	Hometown
37	Allen, Javorius	RB	6-0	218	8/27/91	4	Southern California	Miccosukee, FL
89	Andrews, Mark	TE	6-4	256	9/6/95	R	Oklahoma	Scottsdale, AZ
28	Averett, Anthony	CB	5-11	178	11/30/94	R	Alabama	Woodbury, NJ
49	Board, Chris	LB	6-2	229	7/23/95	R	North Dakota State	Orlando, FL
54	Bowser, Tyus	OLB	6-3	242	5/23/95	2	Houston	Tyler, TX
86	Boyle, Nick	TE	6-4	270	2/17/93	4	Delaware	Sussex, NJ
77	Bozeman, Bradley	C	6-3	317	11/24/94	R	Alabama	Roanoke, AL
78	Brown Jr., Orlando	T	6-8	345	5/2/96	R	Oklahoma	Baltimore, MD
13	Brown, John	WR	5-11	178	4/3/90	5	Pittsburg State	Homestead, FL
24	Carr, Brandon	CB	6-0	210	5/19/86	11	Grand Valley State	Flint, MI
36	Clark, Chuck	S	6-0	205	4/19/95	2	Virginia Tech	Suffolk, VA
34	Collins, Alex	RB	5-10	208	8/26/94	3	Arkansas	Ft. Lauderdale, FL
46	Cox, Morgan	LS	6-4	235	4/26/86	9	Tennessee	Collierville, TN
15	Crabtree, Michael	WR	6-1	215	9/14/87	10	Texas Tech	Dallas, TX
71	Eluemunor, Jermaine	G/T	6-4	335	12/13/94	2	Texas A&M	London, England
5	Flacco, Joe	QB	6-6	245	1/16/85	11	Delaware	Audubon, NJ
84	Grant, Janarion	WR/RS	5-10	173	11/20/93	R	Rutgers	Trilby, FL
3	Griffin III, Robert	QB	6-2	213	2/12/90	6	Baylor	Copperas Cove, TX
69	Henry, Willie	DT	6-3	291	3/20/94	3	Michigan	Cleveland, OH
29	Humphrey, Marlon	CB	6-0	197	7/8/96	2	Alabama	Hoover, AL
81	Hurst, Hayden	TE	6-4	245	8/24/93	R	South Carolina	Jacksonville, FL
74	Hurst, James	G/T	6-5	310	12/17/91	5	North Carolina	Plainfield, IN
8	Jackson, Lamar	QB	6-2	212	1/7/97	R	Louisville	Pompano Beach, FL
23	Jefferson, Tony	S	5-11	211	1/27/92	6	Oklahoma	Chula Vista, CA
99	Judon, Matthew	OLB	6-3	261	8/15/92	3	Grand Valley State	West Bloomfield, MI
4	Koch, Sam	P	6-1	222	8/13/82	13	Nebraska	Seward, NE
17	Lasley, Jordan	WR/RS	6-1	213	11/13/96	R	UCLA	Compton, CA
41	Levine Sr., Anthony	DB/LB	5-11	207	3/27/87	7	Tennessee State	Abbeville, LA
72	Lewis, Alex	G/T	6-6	305	4/21/92	3	Nebraska	Tempe, AZ
50	McClellan, Albert	LB	6-2	235	6/4/86	8	Marshall	Lakeland, FL
10	Moore, Chris	WR/RS	6-1	200	6/16/93	3	Cincinnati	Tampa, FL
57	Mosley, C.J.	ILB	6-2	250	6/19/92	5	Alabama	Mobile, AL
48	Onwuasor, Patrick	ILB	6-0	227	8/22/92	3	Portland State	Inglewood, CA
97	Pierce, Michael	DT	6-0	340	11/6/92	3	Samford	Daphne, AL
42	Ricard, Patrick	FB/DL	6-3	311	5/27/94	2	Maine	Spencer, MA
95	Sieler, Zach	DT	6-6	290	9/7/95	R	Ferris State	Pinckney, MI
68	Skura, Matt	G/C	6-3	313	2/17/93	2	Duke	Columbus, OH
90	Smith, Za'Darius	OLB	6-4	272	9/8/92	4	Kentucky	Greenville, AL
83	Snead IV, Willie	WR	5-11	205	10/17/92	4	Ball State	Muskegon (MI)
79	Stanley, Ronnie	T	6-6	315	3/18/94	3	Notre Dame	Las Vegas, NV
55	Suggs, Terrell	OLB	6-3	265	10/11/82	16	Arizona State	Chandler, AZ
9	Tucker, Justin	K	6-1	183	11/21/89	7	Texas	Austin, TX
47	Turner, De'Lance	RB	5-11	214	8/23/95	R	Alcorn State	McClain, MS
96	Urban, Brent	DE	6-7	300	5/5/91	5	Virginia	Mississauga, ON, CAN
32	Weddle, Eric	S	5-11	195	1/4/85	12	Utah	Alta Loma, CA
98	Williams, Brandon	DT	6-1	336	2/21/89	6	Missouri Southern St.	Kirkwood, MO
27	Williams, Darius	CB	5-9	187	3/15/93	R	Alabama-Birmingham	Jacksonville, FL
87	Williams, Maxx	TE	6-4	252	4/12/94	4	Minnesota	Waconia, MN
56	Williams, Tim	OLB	6-3	252	11/12/93	2	Alabama	Baton Rouge, LA
93	Wormley, Chris	DE	6-5	300	10/25/93	2	Michigan	Toledo, OH
73	Yanda, Marshal	G/T	6-3	305	9/15/84	12	Iowa	Anamosa, IA
40	Young, Kenny	LB	6-1	234	11/15/94	R	UCLA	Boutte, LA
25	Young, Tavon	CB	5-9	185	3/14/94	3	Temple	Oxon Hill, MD

Practice Squad

60	Creelius, Randin	G	6-5	300	8/5/96	R	Portland State	Lake Stevens, WA
31	Daniel, Robertson	DB	6-1	209	10/1/91	1	Brigham Young	San Jose, CA
35	Edwards, Gus	RB	6-1	238	4/13/95	R	Rutgers	Staten Island, NY
45	Ezeala, Christopher (IPP)	FB	5-11	248	9/19/95	R	German Football League	Munich, Germany
59	Humphrey, Myles	DE/LB	6-3	238	9/7/95	R	Shepherd	Upper Marlboro, MD
33	Jones, Cyrus	CB/RS	5-10	200	11/29/93	3	Alabama	Baltimore, MD
91	LaCouture, Christian	DE	6-4	290	9/4/94	R	Louisiana State	Lincoln, NE
39	Nacua, Kai	DB	6-0	211	3/3/95	2	BYU	Henderson, NV
65	Siragusa, Nico	G	6-4	330	5/10/94	2	San Diego State	San Diego, CA
80	Waller, Darren	TE	6-6	255	9/13/92	3	Georgia Tech	Kennesaw, GA
14	White, Tim	WR/RS	5-10	175	7/15/94	2	Arizona State	Los Angeles, CA

Non-Football Injury List

6	Vedvik, Kaare	P/K	6-3	210	3/16/94	R	Marshall	Stavanger, Norway
---	---------------	-----	-----	-----	---------	---	----------	-------------------

Injured Reserve

26	Canady, Maurice	CB	6-1	193	5/26/94	3	Virginia	Richmond, VA
30	Dixon, Kenneth	RB	5-10	228	1/21/94	3	Louisiana Tech	Strong, AR
21	Elliott, DeShon	S	6-0	210	4/21/97	R	Texas	Dallas, TX
38	Jean-Baptiste, Stanley	CB	6-3	216	4/12/90	3	Nebraska	Miami, FL
12	Scott, Jaleel	WR	6-5	210	2/23/95	R	New Mexico State	Rock Hill, SC
64	Senat, Greg	T	6-6	305	9/8/94	R	Wagner	Elmont, NY

Physically Unable to Perform

16	Adeboyejo, Quincy	WR	6-3	200	5/26/95	1	Mississippi	Cedar Hill, TX
53	Bradley, Bam	ILB	5-11	232	6/26/94	2	Pittsburgh	Trotwood, OH
43	Hill, Jaylen	CB	5-10	175	5/26/94	2	Jacksonville State	Marietta, GA

Commissioner Suspension List (first 4 games)

22	Smith, Jimmy	CB	6-2	210	7/26/88	8	Colorado	Colton, CA
----	--------------	----	-----	-----	---------	---	----------	------------



NUMERICAL ROSTER

As of Sept. 18

No.	Name	Pos.	Ht.	Wt.	Birthdate	Exp.	College	How Acq.	2018 Games			
									P	S	DNP	INA
3	Robert Griffin III	QB	6-2	213	2/12/90	6	Baylor	FA '18	0	0	0	2
4	Sam Koch	P	6-1	222	8/13/82	13	Nebraska	D6a '06	2	0	0	0
5	Joe Flacco	QB	6-6	245	1/16/85	11	Delaware	D1 '08	2	2	0	0
8	Lamar Jackson	QB	6-2	212	1/7/97	R	Louisville	D1b '18	2	0	0	0
9	Justin Tucker	K	6-1	183	11/21/89	7	Texas	FA '12	2	0	0	0
10	Chris Moore	WR/RS	6-1	200	6/16/93	3	Cincinnati	D4b '16	2	0	0	0
13	John Brown	WR	5-11	178	4/3/90	5	Pittsburg State	UFA (ARI) '18	2	2	0	0
15	Michael Crabtree	WR	6-1	215	9/14/87	10	Texas Tech	FA '18	2	2	0	0
17	Jordan Lasley	WR/RS	6-1	213	11/13/96	R	UCLA	D5 '18	0	0	0	2
23	Tony Jefferson	S	5-11	211	1/27/92	6	Oklahoma	UFA (ARI) '17	2	2	0	0
24	Brandon Carr	CB	6-0	210	5/19/86	11	Grand Valley State	UFA (DAL) '17	2	2	0	0
25	Tavon Young	CB	5-9	185	3/14/94	3	Temple	D4a '16	2	1	0	0
27	Darrious Williams	CB	5-9	187	3/15/93	R	Alabama-Birmingham	FA '18	1	0	0	1
28	Anthony Averett	CB	5-11	178	11/30/94	R	Alabama	D4a '18	2	0	0	0
29	Marlon Humphrey	CB	6-0	197	7/8/96	2	Alabama	D1 '17	2	2	0	0
32	Eric Weddle	S	5-11	195	1/4/85	12	Utah	UFA (SD) '16	2	2	0	0
34	Alex Collins	RB	5-10	208	8/26/94	3	Arkansas	FA '17	2	2	0	0
36	Chuck Clark	S	6-0	205	4/19/95	2	Virginia Tech	D6 '17	2	0	0	0
37	Javorius Allen	RB	6-0	218	8/27/91	4	Southern California	D4b '15	2	0	0	0
40	Kenny Young	LB	6-1	234	11/15/94	R	UCLA	D4b '18	2	0	0	0
41	Anthony Levine Sr.	DB/LB	5-11	207	3/27/87	7	Tennessee State	FA '12	2	0	0	0
42	Patrick Ricard	FB/DL	6-3	311	5/27/94	2	Maine	FA '17	2	0	0	0
46	Morgan Cox	LS	6-4	235	4/26/86	9	Tennessee	FA '10	2	0	0	0
47	De'Lance Turner	RB	5-11	214	8/23/95	R	Alcorn State	FA '18	1	0	0	0
48	Patrick Onwuasor	ILB	6-0	227	8/22/92	3	Portland State	FA '16	2	2	0	0
49	Chris Board	LB	6-2	229	7/23/95	R	North Dakota State	FA '18	2	0	0	0
50	Albert McClellan	LB	6-2	235	6/4/86	8	Marshall	FA '10	0	0	0	0
54	Tyus Bowser	OLB	6-3	242	5/23/95	2	Houston	D2 '17	2	0	0	0
55	Terrell Suggs	OLB	6-3	265	10/11/82	16	Arizona State	D1a '03	2	2	0	0
56	Tim Williams	OLB	6-3	252	11/12/93	2	Alabama	D3b '17	2	0	0	0
57	C.J. Mosley	ILB	6-2	250	6/19/92	5	Alabama	D1 '14	2	2	0	0
68	Matt Skura	G/C	6-3	313	2/17/93	2	Duke	FA '16	2	2	0	0
69	Willie Henry	DT	6-3	291	3/20/94	3	Michigan	D4d '16	0	0	0	2
71	Jermaine Eluemunor	G/T	6-4	335	12/13/94	2	Texas A&M	D5 '17	0	0	0	2
72	Alex Lewis	G/T	6-6	305	4/21/92	3	Nebraska	D4c '16	2	2	0	0
73	Marshal Yanda	G/T	6-3	305	9/15/84	12	Iowa	D3b '07	2	2	0	0
74	James Hurst	G/T	6-5	310	12/17/91	5	North Carolina	FA '14	2	2	0	0
77	Bradley Bozeman	C	6-5	317	11/24/94	R	Alabama	D6c '18	2	0	0	0
78	Orlando Brown Jr.	T	6-8	345	5/2/96	R	Oklahoma	D3a '18	2	0	0	0
79	Ronnie Stanley	T	6-6	315	3/18/94	3	Notre Dame	D1 '16	2	2	0	0
81	Hayden Hurst	TE	6-4	245	8/24/93	R	South Carolina	D1a '18	0	0	0	2
83	Willie Snead IV	WR	5-11	205	10/17/92	4	Ball State	RFA (NO) '18	2	1	0	0
84	Janarion Grant	WR/RS	5-10	173	11/20/93	R	Rutgers	FA '18	2	0	0	0
86	Nick Boyle	TE	6-4	270	2/17/93	4	Delaware	D5a '15	2	1	0	0
87	Maxx Williams	TE	6-4	252	4/12/94	4	Minnesota	D2 '15	2	1	0	0
89	Mark Andrews	TE	6-5	256	9/6/95	R	Oklahoma	D3b '18	2	1	0	0
90	Za'Darius Smith	OLB	6-4	272	9/8/92	4	Kentucky	D4a '15	2	1	0	0
93	Chris Wormley	DE	6-5	300	10/25/93	2	Michigan	D3a '17	2	1	0	0
95	Zach Sieler	DT	6-6	290	9/7/95	R	Ferris State	D7 '18	0	0	0	2
96	Brent Urban	DE	6-7	300	5/5/91	5	Virginia	D4a '14	2	2	0	0
97	Michael Pierce	DT	6-0	340	11/6/92	3	Samford	FA '16	2	0	0	0
98	Brandon Williams	DT	6-1	336	2/21/89	6	Missouri Southern St.	D3 '13	2	2	0	0
99	Matthew Judon	OLB	6-3	261	8/15/92	3	Grand Valley State	D5 '16	2	1	0	0
Practice Squad												
14	Tim White	WR/RS	5-10	175	7/15/94	2	Arizona State	FA '17	0	0	0	0
31	Robertson Daniel	DB	6-0	209	10/1/91	1	Brigham Young	FA '18	0	0	0	0
33	Cyrus Jones	CB/RS	5-10	200	11/29/93	3	Alabama	FA '18	0	0	0	0
35	Gus Edwards	RB	6-1	238	4/13/95	R	Rutgers	FA '18	0	0	0	0
39	Kai Nacua	DB	6-0	211	3/3/95	2	BYU	WAV (CLE) '18	0	0	0	0
45	Christopher Ezeala (IPP)	FB	5-11	248	9/19/95	R	German Football League	IPP '18	0	0	0	0
59	Myles Humphrey	DE/LB	6-3	238	9/7/95	R	Shepherd	FA '18	0	0	0	0
60	Randin Crecelius	G	6-5	300	8/5/96	R	Portland State	FA '18	0	0	0	0
65	Nico Siragusa	G	6-4	330	5/10/94	2	San Diego State	D4 '17	0	0	0	0
80	Darren Waller	TE	6-6	255	9/13/92	3	Georgia Tech	D6 '15	0	0	0	0
91	Christian LaCouture	DE	6-4	290	9/4/94	R	Louisiana State	FA '18	0	0	0	0
Non-Football Injury List												
6	Kaare Vedvik	P/K	6-3	210	3/16/94	R	Marshall	FA '18	0	0	0	0
Injured Reserve												
12	Jaleel Scott	WR	6-5	210	2/23/95	R	New Mexico State	D4c '18	0	0	0	0
21	DeShon Elliott	S	6-1	210	4/21/97	R	Texas	D6a '18	0	0	0	0
26	Maurice Canady	CB	6-1	193	5/26/94	3	Virginia	D6b '16	1	0	0	1
30	Kenneth Dixon	RB	5-10	228	1/21/94	3	Louisiana Tech	D4e '16	1	0	0	0
38	Stanley Jean-Baptiste	CB	6-3	216	4/12/90	3	Nebraska	FA '17	0	0	0	0
64	Greg Senat	T	6-6	305	9/8/94	R	Wagner	D6b '18	0	0	0	0
Physically Unable to Perform												
16	Quincy Adebeyejo	WR	6-3	200	5/26/95	1	Mississippi	FA '17	0	0	0	0
43	Jaylen Hill	CB	5-10	175	5/26/94	2	Jacksonville State	FA '17	0	0	0	0
53	Bam Bradley	ILB	5-11	232	6/26/94	2	Pittsburgh	FA '17	0	0	0	0
Commissioner Suspension List (first 4 games)												
22	Jimmy Smith	CB	6-2	210	7/26/88	8	Colorado	D1 '11	0	0	0	0



POSITIONAL ROSTER

As of Sept. 18

QUARTERBACKS

3 Robert Griffin IIIQB
 5 Joe FlaccoQB
 8 Lamar JacksonQB

WIDE RECEIVERS

10 Chris Moore WR/RS
 13 John Brown WR
 15 Michael Crabtree WR
 17 Jordan Lasley WR/RS
 83 Willie Snead IV. WR
 84 Janarion Grant WR/RS

RUNNING BACKS

34 Alex Collins RB
 37 Javorius Allen. RB
 42 Patrick Ricard. FB/DL
 47 De'Lance Turner RB

TIGHT ENDS

81 Hayden Hurst TE
 86 Nick Boyle TE
 87 Maxx Williams TE
 89 Mark Andrews TE

OFFENSIVE LINE

68 Matt Skura G/C
 71 Jermaine Eluemunor G/T
 72 Alex Lewis G/T
 73 Marshal Yanda G/T
 74 James Hurst G/T
 77 Bradley Bozeman C
 78 Orlando Brown Jr. T
 79 Ronnie Stanley. T

SPECIALISTS

4 Sam Koch.P
 9 Justin TuckerK
 46 Morgan CoxLS

SECONDARY

23 Tony Jefferson S
 24 Brandon Carr. CB
 25 Tavon Young CB
 27 Darius Williams. CB
 28 Anthony Averett CB
 29 Marlon Humphrey CB
 32 Eric Weddle S
 36 Chuck Clark S
 41 Anthony Levine Sr. DB/LB

LINEBACKERS

40 Kenny Young LB
 48 Patrick Onwuasor ILB
 49 Chris Board. LB
 50 Albert McClellan. LB
 54 Tyus Bowser OLB
 55 Terrell Suggs OLB
 56 Tim Williams OLB
 57 C.J. Mosley. ILB
 90 Za'Darius Smith OLB
 99 Matthew Judon OLB

DEFENSIVE LINE

69 Willie Henry DT
 93 Chris Wormley DE
 95 Zach Sieler DT
 96 Brent Urban DE
 97 Michael Pierce. DT
 98 Brandon Williams DT

PRACTICE SQUAD

14 Tim White WR/RS
 31 Robertson Daniel DB
 33 Cyrus Jones CB/RS
 35 Gus Edwards RB
 39 Kai Nacua DB
 45 Christopher Ezeala (IPP). FB
 59 Myles Humphrey DE/LB
 60 Randin Crecelius G
 65 Nico Siragusa. G
 80 Darren Waller TE
 91 Christian LaCouture DE

INJURED RESERVE

12 Jaleel Scott. WR
 21 DeShon Elliott S
 26 Maurice Canady CB
 30 Kenneth Dixon RB
 38 Stanley Jean-Baptiste CB
 64 Greg Senat T

PHYSICALLY UNABLE TO PERFORM (PUP)

16 Quincy Adeboyejo WR
 43 Jaylen Hill CB
 53 Bam Bradley ILB

NON-FOOTBALL INJURY LIST

6 Kaare Vedvik P/K

COMMISSIONER SUSPENSION LIST (4 GAMES)

22 Jimmy Smith CB



2018 COACHING STAFF

John Harbaugh Head Coach
 Jerry Rosburg Special Teams Coord. / Assc. Head Coach
 Don Martindale Defensive Coordinator
 Marty Mornhinweg Offensive Coordinator
 Greg Roman Assistant Head Coach / Tight Ends Coach
 Richard Angulo Assistant Offensive Line Coach
 Juney Barnett Assistant Strength & Conditioning Coach
 Andy Bischoff Offensive Assistant / TEs
 Randy Brown Specialists Coach
 Joe Cullen Defensive Line Coach
 Joe D'Alessandris Offensive Line Coach

Bobby Engram Wide Receivers Coach
 Thomas Hammock Running Backs Coach
 Chris Hewitt Secondary Coach
 Chris Horton Assistant Special Teams Coach
 Sterling Lucas Quality Control - Defense
 Mike Macdonald Linebackers Coach
 Steve Saunders Head Strength & Conditioning Coach
 James Urban Quarterbacks Coach
 Craig Ver Steeg Senior Offensive Assistant
 Matt Weiss Football Strategy Coordinator / WRs
 Drew Wilkins Assistant Defensive Line / OLBs



DEPTH CHART

Updated by Ravens PR on Sept. 18

OFFENSE

WR	83	Willie Snead IV	10	Chris Moore		
WR	15	Michael Crabtree	<u>17</u>	<u>Jordan Lasley</u>		
WR	13	John Brown	<u>84</u>	<u>Janarion Grant</u>		
LT	79	Ronnie Stanley	74	James Hurst	71	Jermaine Eluemunor
LG	72	Alex Lewis	74	James Hurst	71	Jermaine Eluemunor
C	68	Matt Skura	72	Alex Lewis	<u>77</u>	<u>Bradley Bozeman</u>
RG	73	Marshal Yanda	74	James Hurst	71	Jermaine Eluemunor
RT	74	James Hurst	<u>78</u>	<u>Orlando Brown Jr.</u>		
TE	86	Nick Boyle	87	Maxx Williams	<u>81</u>	<u>Hayden Hurst*</u> <u>89</u> <u>Mark Andrews</u>
QB	5	Joe Flacco	<u>8</u>	<u>Lamar Jackson</u>	3	Robert Griffin III
RB	34	Alex Collins	37	Javorius Allen	47	De'Lance Turner
						42 Patrick Ricard (FB)

DEFENSE

DT	98	Brandon Williams	69	Willie Henry*	42	Patrick Ricard
NT	97	Michael Pierce	93	Chris Wormley		
DE	96	Brent Urban	<u>95</u>	<u>Zach Sieler</u>		
RUSH	55	Terrell Suggs	90	Za'Darius Smith	56	Tim Williams
MLB	57	C.J. Mosley	50	Albert McClellan	<u>49</u>	<u>Chris Board</u>
WLB	48	Patrick Onwuasor	<u>40</u>	<u>Kenny Young</u>		
SAM	99	Matthew Judon	54	Tyus Bowser		
LCB	24	Brandon Carr	<u>28</u>	<u>Anthony Averett</u>	<u>27</u>	<u>Darius Williams</u>
SS	23	Tony Jefferson	41	Anthony Levine Sr.		
FS	32	Eric Weddle	36	Chuck Clark		
RCB	29	Marlon Humphrey	25	Tavon Young		

SPECIAL TEAMS

P	4	Sam Koch				
K	9	Justin Tucker				
H	4	Sam Koch				
LS	46	Morgan Cox				
KOR	<u>84</u>	<u>Janarion Grant</u>	<u>17</u>	<u>Jordan Lasley</u>		
PR	<u>84</u>	<u>Janarion Grant</u>	83	Willie Snead IV		

All Rookies Underlined *Missed last game with injury

PRONUNCIATIONS

PLAYERS: Quincy Adebayo (add-ah-BOY-joe); Javorius Allen (juh-VAR-us); Anthony Averett (AY-vrett); Maurice Canady (CAN-uh-dee); Randin Crecelius (cruh-SILL-ee-us); Jermaine Eluemunor (EE-lew-mun-or); Chris Ezeala (ee-ZAH-lah); Janarion Grant (juh-NAIR-ee-on); Stanley Jean-Baptiste (GENE bap-TEEST); Sam Koch (Cook); Anthony Levine Sr. (Iuh-VEEN); Patrick Onwuasor (oh-WAH-so); Greg Senat (suh-NOT); Zach Sieler (SEE-ler); Matt Skura (SKUR-uh); Za'Darius Smith (zuh-DARE-ee-us); Marshal Yanda (YAWN-da); Kaare Vedvik (CORE-ee, VED-vick); Tavon Young (TAY-von) **COACHES:** Richard Angulo (an-GOO-low); Andy Bischoff (BISH-off); Joe D'Alessandris (dell-ah-SAN-dress); Marty Mornhinweg (MORE-ning-wig); Craig Ver Steeg (ver-STEGG)



HOW THE RAVENS ARE BUILT

BY YEAR SIGNED

YEAR	PLAYER	ACQ.
2003	OLB Terrell Suggs	D1a
2006	P Sam Koch	D6a
2007	G/T Marshal Yanda	D3b
2008	QB Joe Flacco	D1
2010	LS Morgan Cox	RFA
	LB Albert McClellan	RFA
2011	CB Jimmy Smith [NFL Suspension]	D1
2012	DB/LB Anthony Levine Sr.	FA
	K Justin Tucker	RFA
2013	DT Brandon Williams	D3
2014	OL James Hurst	RFA
	LB C.J. Mosley	D1
	DE Brent Urban	D4a
2015	RB Javorius Allen	D4b
	TE Nick Boyle	D5a
	OLB Za'Darius Smith	D4a
	TE Maxx Williams	D2
2016	CB Maurice Canady [Injured Reserve]	D6b
	RB Kenneth Dixon [Injured Reserve]	D4e
	DT Willie Henry	D4d
	OLB Matthew Judon	D5
	G/T Alex Lewis	D4c
	WR Chris Moore	D4b
	ILB Patrick Onwuasor	RFA
	DT Michael Pierce	RFA
	G/C Matt Skura	FA
	T Ronnie Stanley	D1
	S Eric Weddle	UFA (SD)
	CB Tavon Young	D4a
2017	WR Quincy Adeboyejo [PUP List]	RFA
	OLB Tyus Bowser	D2
	LB Bam Bradley [PUP List]	RFA
	CB Brandon Carr	UFA (Dal.)
	S Chuck Clark	D6
	RB Alex Collins	FA
	G Jermaine Eluemunor	D5
	CB Jaylen Hill [PUP List]	RFA
	CB Marlon Humphrey	D1
	CB Stanley Jean-Baptiste [Injured Reserve]	FA
	S Tony Jefferson	UFA (Ari.)
	FB/DL Patrick Ricard	RFA
	OLB Tim Williams	D3b
	DE Chris Wormley	D3a
2018	TE Mark Andrews	D3b
	CB Anthony Averett	D4a
	LB Chris Board	RFA
	C Bradley Bozeman	D6c
	WR John Brown	FA
	T Orlando Brown Jr.	D3a
	WR Michael Crabtree	FA
	S DeShon Elliott [Injured Reserve]	D6a
	WR/RS Janarion Grant	RFA
	QB Robert Griffin III	FA
	TE Hayden Hurst	D1a
	QB Lamar Jackson	D1b
	WR Jordan Lasley	D5
	WR Jaleel Scott [Injured Reserve]	D4c
	T Greg Senat [Injured Reserve]	D6b
	DT Zach Sieler	D7
	WR Willie Snead IV	Res. FA (NO)
	RB De'Lance Turner	RF
	P/K Kaare Vedvik [Non-Football Injury List]	RFA
	CB Darius Williams	RFA
	LB Kenny Young	D4b

BY DRAFT ROUND

1st ROUND (10)	TEAM	YEAR
OLB Terrell Suggs	Baltimore	2003 (10th)
QB Joe Flacco	Baltimore	2008 (18th)
WR Michael Crabtree	San Francisco	2009 (10th)
CB Jimmy Smith [NFL Suspension]	Baltimore	2011 (27th)
QB Robert Griffin III	Washington	2012 (2nd)
LB C.J. Mosley	Baltimore	2014 (17th)
T Ronnie Stanley	Baltimore	2016 (6th)
CB Marlon Humphrey	Baltimore	2017 (16th)
TE Hayden Hurst	Baltimore	2018 (21st)
QB Lamar Jackson	Baltimore	2018 (32nd)
2nd ROUND (4)		
S Eric Weddle	San Diego	2007
CB Stanley Jean-Baptiste [Injured Reserve]	New Orleans	2014
TE Maxx Williams	Baltimore	2015
OLB Tyus Bowser	Baltimore	2017
3rd ROUND (7)		
G/T Marshal Yanda	Baltimore	2007
DT Brandon Williams	Baltimore	2013
WR John Brown	Arizona	2014
OLB Tim Williams	Baltimore	2017
DE Chris Wormley	Baltimore	2017
TE Mark Andrews	Baltimore	2018
T Orlando Brown Jr.	Baltimore	2018
4th ROUND (11)		
DE Brent Urban	Baltimore	2014
RB Javorius Allen	Baltimore	2015
OLB Za'Darius Smith	Baltimore	2015
DT Willie Henry	Baltimore	2016
RB Kenneth Dixon [Injured Reserve]	Baltimore	2016
G/T Alex Lewis	Baltimore	2016
WR Chris Moore	Baltimore	2016
CB Tavon Young	Baltimore	2016
CB Anthony Averett	Baltimore	2018
WR Jaleel Scott [Injured Reserve]	Baltimore	2018
LB Kenny Young	Baltimore	2018
5th ROUND (6)		
CB Brandon Carr	Kansas City	2008
TE Nick Boyle	Baltimore	2015
RB Alex Collins	Seattle	2016
OLB Matthew Judon	Baltimore	2016
G Jermaine Eluemunor	Baltimore	2017
WR Jordan Lasley	Baltimore	2018
6th ROUND (6)		
P Sam Koch	Baltimore	2006
CB Maurice Canady [Injured Reserve]	Baltimore	2016
S Chuck Clark	Baltimore	2017
C Bradley Bozeman	Baltimore	2018
S DeShon Elliott [Injured Reserve]	Baltimore	2018
T Greg Senat [Injured Reserve]	Baltimore	2018
7th ROUND (1)		
DT Zach Sieler	Baltimore	2018
UNDRAFTED (19)		
LS Morgan Cox	Baltimore	2010
DB Anthony Levine Sr.	Green Bay	2010
LB Albert McClellan	Baltimore	2010
K Justin Tucker	Baltimore	2012
S Tony Jefferson	Arizona	2013
OL James Hurst	Baltimore	2014
WR Willie Snead IV	Cleveland	2014
ILB Patrick Onwuasor	Baltimore	2016
DT Michael Pierce	Baltimore	2016
G/C Matt Skura	Baltimore	2016
WR Quincy Adeboyejo [PUP]	Baltimore	2017
LB Bam Bradley PUP]	Baltimore	2017
CB Jaylen Hill [PUP]	Baltimore	2017
FB/DL Patrick Ricard	Baltimore	2017
LB Chris Board	Baltimore	2018
WR/RS Janarion Grant	Baltimore	2018
RB De'Lance Turner	Baltimore	2018
P/K Kaare Vedvik [Non-Football Injury List]	Baltimore	2018
CB Darius Williams	Baltimore	2018



PARTICIPATION CHART

Player	9/9 vs. Buf.	9/13 @ Cin.	9/23 vs. Den.	9/30 @ Pit.	10/7 @ Cle.	10/14 @ Ten.	10/21 vs. NO	10/28 @ Car.	11/4 vs. Pit.	11/18 vs. Cin.	11/25 vs. Oak.	12/2 @ Atl.	12/9 @ KC	12/16 vs. TB	12/22-23 @ LAC	12/30 vs. Cle.	REGULAR SEASON TOTALS			
	GAMES PLAYED	GAMES STARTED	DID NOT PLAY	INACTIVE																
Adeboyejo, Quincy	PUP	PUP															0	0	0	0
Allen, Javorius	X	X															2	0	0	0
Andrews, Mark	X	TE															2	1	0	0
Averett, Anthony	X	X															2	0	0	0
Board, Chris	X	X															2	0	0	0
Bowser, Tyus	X	X															2	0	0	0
Boyle, Nick	TE	X															2	1	0	0
Bozeman, Bradley	X	X															2	0	0	0
Bradley, Bam	PUP	PUP															0	0	0	0
Brown Jr., Orlando	X	X															2	0	0	0
Brown, John	WR	WR															2	2	0	0
Canady, Maurice	X	INA															1	0	0	1
Carr, Brandon	LCB	LCB															2	2	0	0
Clark, Chuck	X	X															2	0	0	0
Collins, Alex	RB	RB															2	2	0	0
Cox, Morgan	X	X															2	0	0	0
Crabtree, Michael	WR	WR															2	2	0	0
Creceilius, Randin	PS	PS															0	0	0	0
Daniel, Robertson	PS	PS															0	0	0	0
Dixon, Kenneth	X	IR															1	0	0	0
Edwards, Gus	PS	PS															0	0	0	0
Elliott, DeShon	IR	IR															0	0	0	0
Eluemunor, Jermaine	INA	INA															0	0	0	2
Ezeala, Christopher	PS	PS															0	0	0	0
Flacco, Joe	QB	QB															2	2	0	0
Grant, Janarion	X	X															2	0	0	0
Griffin III, Robert	INA	INA															0	0	0	2
Henry, Willie	INA	INA															0	0	0	2
Hill, Jaylen	PUP	PUP															0	0	0	0
Humphrey, Marlon	RCB	RCB															2	2	0	0
Humphrey, Myles	PS	PS															0	0	0	0
Hurst, Hayden	INA	INA															0	0	0	2
Hurst, James	RT	RT															2	2	0	0
Jackson, Lamar	X	X															2	0	0	0
Jean-Baptiste, Stanley	IR	IR															0	0	0	0
Jefferson, Tony	SS	SS															2	2	0	0
Jones, Cyrus	PS	PS															0	0	0	0
Judon, Matthew	X	SAM															2	1	0	0
Koch, Sam	X	X															2	0	0	0
LaCouture, Christian	PS	PS															0	0	0	0
Lasley, Jordan	INA	INA															0	0	0	2
Levine Sr., Anthony	X	X															2	0	0	0
Lewis, Alex	LG	LG															2	2	0	0
Moore, Chris	X	X															2	0	0	0
Mosley, C.J.	MLB	MLB															2	2	0	0
Onwuasor, Patrick	WLB	WLB															2	2	0	0
Pierce, Michael	X	X															2	0	0	0
Ricard, Patrick	X	X															2	0	0	0
Scott, Jaleel	IR	IR															0	0	0	0
Senat, Greg	IR	IR															0	0	0	0
Sieler, Zach	INA	INA															0	0	0	2
Siragusa, Nico	PS	PS															0	0	0	0
Skura, Matt	C	C															2	2	0	0
Smith, Jimmy	SUS	SUS															0	0	0	0
Smith, Za'Darius	OLB	X															2	1	0	0
Snead IV, Willie	X	WR															2	1	0	0
Stanley, Ronnie	LT	LT															2	2	0	0
Suggs, Terrell	RUSH	RUSH															2	2	0	0
Tucker, Justin	X	X															2	0	0	0
Turner, De'Lance	PS	X															1	0	0	0
Urban, Brent	DE	DE															2	2	0	0
Vedvik, Kaare	NFI	NFI															0	0	0	0
Waller, Darren	PS	PS															0	0	0	0
Weddle, Eric	FS	FS															2	2	0	0
White, Tim	PS	PS															0	0	0	0
Williams, Brandon	DT	DT															2	2	0	0
Williams, Darius	INA	X															1	0	0	1
Williams, Maxx	TE	X															2	1	0	0
Williams, Tim	X	X															2	0	0	0
Wormley, Chris	X	NT															2	1	0	0
Yanda, Marshal	RG	RG															2	2	0	0
Young, Kenny	X	X															2	0	0	0
Young, Tavon	CB	X															2	1	0	0

Position in Caps = Starter; X = Played/Substituted; IR = Injured Reserve; NOR = Not on Roster; PS = Practice Squad; NFI = Non-Football Injury List



GAME-BY-GAME STARTERS

OFFENSE

GAME	WR	LT	LG	C	RG	RT	TE	WR	QB	RB	WR	OTHER
Sept. 9 vs. Buffalo	Crabtree	Stanley	Lewis	Skura	Yanda	J. Hurst	Boyle	J. Brown	Flacco	Collins	M. Williams	(TE)
Sept. 13 at Cincinnati	Crabtree	Stanley	Lewis	Skura	Yanda	J. Hurst	Andrews	J. Brown	Flacco	Collins	Snead	IV
Sept. 23 vs. Denver												
Sept. 30 at Pittsburgh												
Oct. 7 at Cleveland												
Oct. 14 at Tennessee												
Oct. 21 vs. New Orleans												
Oct. 28 at Carolina												
Nov. 4 vs. Pittsburgh												
Nov. 18 vs. Cincinnati												
Nov. 25 vs. Oakland												
Dec. 2 at Atlanta												
Dec. 9 at Kansas City												
Dec. 16 vs. Tampa Bay												
Dec. 22/23 at LAC												
Dec. 30 vs. Cleveland												

DEFENSE

GAME	DT	DE	NT	SAM	MIKE	WILL	RUSH	RCB	LCB	SS	FS	OTHER
Sept. 9 vs. Buffalo	B. Williams	Urban	n/a	Z. Smith	Mosley	Onwuasor	Suggs	Humphrey	Carr	Jefferson	Weddle	T Young (CB)
Sept. 13 at Cincinnati	B. Williams	Urban	Wormley	Judon	Mosley	Onwuasor	Suggs	Humphrey	Carr	Jefferson	Weddle	n/a
Sept. 23 vs. Denver												
Sept. 30 at Pittsburgh												
Oct. 7 at Cleveland												
Oct. 14 at Tennessee												
Oct. 21 vs. New Orleans												
Oct. 28 at Carolina												
Nov. 4 vs. Pittsburgh												
Nov. 18 vs. Cincinnati												
Nov. 25 vs. Oakland												
Dec. 2 at Atlanta												
Dec. 9 at Kansas City												
Dec. 16 vs. Tampa Bay												
Dec. 22/23 at LAC												
Dec. 30 vs. Cleveland												

Bold denotes first NFL start



2018 TRANSACTIONS

- **Jan. 1:** Re-signed RB John Crockett, T Steven Moore, FB Ricky Ortiz and QB Josh Woodrum to Reserve/Future contracts
- **Jan. 2:** Re-signed CB Robertson Daniel to a Reserve/Future contract.
- **Jan. 3:** Signed **CB Bennett Jackson** to a Reserve/Future contract.
- **Jan. 11:** Re-signed CB Robert Nelson to a Reserve/Future contract.
- **Feb. 6:** Signed free agent **WR DeVier Posey**.
- **March 6:** Signed a new renegotiated deal with DE Brent Urban.
- **March 12:** Terminated the contract of vested veteran DB Lardarius Webb; Signed a new renegotiated deal with G/T James Hurst.
- **March 13:** Terminated the contract of vested veteran RB Danny Woodhead.
- **March 14:** Terminated the contract of vested veteran WR Jeremy Maclin.
- **March 15:** Signed UFA (Ari.) **WR John Brown**.
- **March 16:** Signed free agent **WR Michael Crabtree**.
- **April 11:** Signed free agent **QB Robert Griffin III**.
- **April 14:** Re-signed exclusive rights free agent RB Alex Collins.
- **April 16:** Re-signed exclusive rights free agents WR Quincy Adeboyejo, DB Stanley Jean-Baptiste, TE Vince Mayle, LB Patrick Onwuasor, G Maurquice Shakir and G/C Matt Skura.
- **April 24:** Waived (failed physical) C Brandon Kublanow and T Stephane Nembot.
- **April 26:** Signed restricted free agent (NO) **WR Willie Snead IV**.
- **May 1:** Claimed off waivers (Cle.) **DB Kai Nacua**.
- **May 2:** Waived RB John Crockett.
- **May 3:** Waived CB Robertson Daniel.
- **May 4:** Signed 15 undrafted rookie free agents: **WR Jaelon Acklin, G Randin Crecelius, RB Gus Edwards, G Justin Evans, ILB Alvin Jones, TE Nick Keizer, DE Christian LaCouture, WR Andre Levrone, LB Mason McKenrick, LS Trent Sieg, C Alex Thompson, RB Mark Thompson, RB De'Lance Turner, P Kaare Vedvik and DB Darious Williams**; Waived T Steven Moore.
- **May 5:** Signed 2018 draft picks **CB Anthony Averett, C Bradley Bozeman, S DeShon Elliott, WR Jordan Lasley, WR Jaleel Scott, T Greg Senat, DE Zach Sieler and LB Kenny Young**.
- **May 7:** Waived LB Mason McKenrick and FB Ricky Ortiz; Signed rookie free agents **WR Janarion Grant** and **DE Myles Humphrey**.
- **May 14:** Signed rookie free agent **DE Da'Sean Downey** and International Practice Player **FB Christopher Ezeala**.
- **May 17:** Signed 2018 draft picks **TE Mark Andrews** and **T Orlando Brown Jr.**
- **June 1:** Waived DE Da'Sean Downey; Signed rookie free agent **LB Chris Board**.
- **June 5:** Signed 2018 first-round draft pick QB Lamar Jackson.
- **June 11:** Waived CB Robert Nelson Jr.; Signed rookie free agent **CB Jackson Porter**.
- **June 20:** Signed 2018 draft pick **TE Hayden Hurst**.
- **July 12:** Placed rookie G/C Alex Thompson on Reserve - Did Not Report.
- **July 21:** Signed free agent **G Cameron Lee**.
- **Aug. 6:** Waived (injured) WR Jaelon Acklin, who reverted to Injured Reserve; **TE Darren Waller** was reinstated by the Commissioner following suspension.
- **Aug 27:** Placed WR Jaleel Scott on Injured Reserve and re-signed DB Robertson Daniel.
- **Aug 28:** Traded LB Kamalei Correa to the Tennessee Titans for a 2019 sixth-round draft choice.
- **Aug. 31:** Waived DB Robertson Daniel, G/T Andrew Donnal, G Justin Evans, TE Nick Keizer, DE Christian LaCouture, DB Kai Nacua, CB Jackson Porter, WR DeVier Posey and LS Trent Sieg; Waived (injured) ILB Alvin Jones, who reverted to Injured Reserve; Placed S DeShon Elliott, DB Bennett Jackson, CB Stanley Jean-Baptiste and T Greg Senat on Injured Reserve; WR Quincy Adeboyejo, LB Bam Bradley and CB Jaylen Hill remained on the Physically Unable to Perform list.
- **Sept. 1:** Waived G Randin Crecelius, DT Carl Davis, RB Gus Edwards, FB Christopher Ezeala, DE/LB Myles Humphrey, DE Bronson Kaufusi, G Cameron Lee, WR Andre Levrone, TE/WR Vince Mayle, WR Breshad Perriman, G Maurquice Shakir, G Nico Siragusa, RB Mark Thompson, RB De'Lance Turner, TE Darren Waller, WR/RS Tim White and QB Josh Woodrum; Terminated the contract of vested veteran LB Albert McClellan; Placed K/P Kaare Vedvik on the Non-Football Injury list.
- **Sept. 2:** Signed G Randin Crecelius, RB Gus Edwards, DE/LB Myles Humphrey, G Nico Siragusa, RB De'Lance Turner, TE Darren Waller and WR/RS Tim White to the practice squad; Signed FB Christopher Ezeala to the practice squad as part of the NFL's International Player Pathway program.
- **Sept. 3:** Signed DB Robertson Daniel, DE Christian LaCouture and **CB Cyrus Jones** to the practice squad.
- **Sept. 4:** Waived (injury settlement) WR Jaelon Acklin.
- **Sept. 6:** Waived (injury settlements) DB Bennett Jackson and ILB Alvin Jones.
- **Sept. 12:** Placed RB Kenneth Dixon (knee) on Injured Reserve; Elevated RB De'Lance Turner from the practice squad to the 53-man roster.
- **Sept. 15:** Re-signed DB Kai Nacua to the practice squad.
- **Sept. 17:** Placed CB Maurice Canady on Injured Reserve; Re-signed LB Albert McClellan to the 53-man roster.

(Bold denotes first time player has joined the Ravens.)



2018 RAVENS STATISTICS

WON 1, LOST 1

09/09	W 47- 3	Buffalo	70,591
09/13	L 23-34	at Cincinnati	50,018
09/23		Denver	
09/30		at Pittsburgh	
10/07		at Cleveland	
10/14		at Tennessee	
10/21		New Orleans	
10/28		at Carolina	
11/04		Pittsburgh	
11/18		Cincinnati	
11/25		Oakland	
12/02		at Atlanta	
12/09		at Kansas City	
12/16		Tampa Bay	
12/23		at L.A. Chargers	
12/30		Cleveland	

	Balt.	Opp.
TOTAL FIRST DOWNS	54	34
Rushing	16	9
Passing	33	19
Penalty	5	6
3rd Down: Made/Att	13/30	7/28
3rd Down Pct.	43.3	25.0
4th Down: Made/Att	2/4	0/1
4th Down Pct.	50.0	0.0
POSSESSION AVG.	31:42	28:18
TOTAL NET YARDS	794	526
Avg. Per Game	397.0	263.0
Total Plays	155	131
Avg. Per Play	5.1	4.0
NET YARDS RUSHING	183	191
Avg. Per Game	91.5	95.5
Total Rushes	56	50
NET YARDS PASSING	611	335
Avg. Per Game	305.5	167.5
Sacked/Yards Lost	6/25	6/28
Gross Yards	636	363
Att./Completions	93/58	75/35
Completion Pct.	62.4	46.7
Had Intercepted	2	2
PUNTS/AVERAGE	8/53.3	14/45.6
NET PUNTING AVG.	8/45.4	14/41.9
PENALTIES/YARDS	16/129	19/192
FUMBLES/BALL LOST	6/2	2/0
TOUCHDOWNS	9	4
Rushing	4	0
Passing	5	4
Returns	0	0

* SCORE BY PERIODS	Q1	Q2	Q3	Q4	OT	PTS	
TEAM	14	26	17	13	0	70	
OPPONENTS	14	14	3	6	0	37	
* SCORING	TD-Ru	Pa	Rt	K-PAT	FG	S	PTS
Tucker	0	0	0	7/7	3/3	0	16
Allen	2	2	0	0		0	12
J. Brown	2	0	2	0		0	12
Andrews	1	0	1	0		0	6
Collins	1	1	0	0		0	6
Crabtree	1	0	1	0		0	6
Dixon	1	1	0	0		0	6
Snead	1	0	1	0		0	6
TEAM	9	4	5	0	7/7	3/3	70
OPPONENTS	4	0	4	0	4/4	3/4	37

2-Pt Conv: TEAM 0-2, OPPONENTS 0-0

SACKS: T. Young 2, Z. Smith 1, Suggs 1, T. Williams 1, K. Young 1, TEAM 6, OPPONENTS 6

FUM/LOST: Flacco 2/1, Grant 2/0, Collins 1/1, L. Jackson 1/0

* RUSHING	No.	Yds	Avg	Long	TD
Collins	16	48	3.0	14	1
L. Jackson	9	45	5.0	16	0
Dixon	13	44	3.4	15	1
Allen	10	25	2.5	8	2
Flacco	5	11	2.2	3	0
M. Williams	1	7	7.0	7	0
C. Moore	1	2	2.0	2	0
J. Brown	1	1	1.0	1	0
TEAM	56	183	3.3	16	4
OPPONENTS	50	191	3.8	21	0

* RECEIVING	No.	Yds	Avg	Long	TD
Allen	10	51	5.1	16	0
Snead	9	103	11.4	20	1
Crabtree	8	94	11.8	20	1
J. Brown	7	136	19.4	45	2
M. Williams	6	63	10.5	25	0
Andrews	6	48	8.0	12	1
Boyle	5	66	13.2	25	0
Collins	4	61	15.3	24	0
C. Moore	3	14	4.7	5	0
TEAM	58	636	11.0	45	5
OPPONENTS	35	363	10.4	32t	4

* INTERCEPTIONS	No.	Yds	Avg	Long	TD
Carr	1	32	32.0	32	0
Jefferson	1	15	15.0	15	0
TEAM	2	47	23.5	32	0
OPPONENTS	2	22	11.0	21	0

* PUNTING	No.	Yds	Avg	Net	TB	In	Lg	B
Koch	8	426	53.3	45.4	1	3	63	0
TEAM	8	426	53.3	45.4	1	3	63	0
OPPONENTS	14	638	45.6	41.9	0	7	58	0

* PUNT RETURNS	Ret	FC	Yds	Avg	Long	TD
Grant	7	4	52	7.4	51	0
TEAM	7	4	52	7.4	51	0
OPPONENTS	5	0	43	8.6	16	0

* KICKOFF RETURNS	No.	Yds	Avg	Long	TD
Grant	2	56	28.0	32	0
TEAM	2	56	28.0	32	0
OPPONENTS	8	221	27.6	49	0

* FIELD GOALS	1-19	20-29	30-39	40-49	50+
Tucker	0/0	0/0	1/1	1/1	1/1
TEAM	0/0	0/0	1/1	1/1	1/1
OPPONENTS	0/0	1/1	1/1	1/1	0/1
Tucker: (41G,39G)(55G)					
OPP: (52N,35G)(28G,40G)					

* PASSING	Att	Cmp	Yds	Cmp%	Yds/Att	TD	TD%	Int	Int%	Long	SK/Lost	Rating
Flacco	89	57	612	64.0	6.88	5	5.6	2	2.2	45	5/17	93.5
L. Jackson	4	1	24	25.0	6.00	0	0.0	0	0.0	24	1/8	52.1
TEAM	93	58	636	62.4	6.84	5	5.4	2	2.2	45	6/25	91.5
OPPONENTS	75	35	363	46.7	4.84	4	5.3	2	2.7	32t	6/28	67.8

2018 DEFENSIVE STATISTICS

from Press Box Stats

Name	Total	Solo	Assists	Sacks	Yds.	INT	Yds.	PD	FF	FR
Jefferson, Tony	13	8	5	0	0	1	15	3	0	0
Young, Kenny	11	8	3	1	0	0	0	0	0	0
Humphrey, Marlon	9	7	2	0	0	0	0	4	0	0
Onwuasor, Patrick	9	4	5	0	0	0	0	0	0	0
Weddle, Eric	7	6	1	0	0	0	0	1	0	0
Young, Tavon	7	7	0	2	7	0	0	1	0	0
Carr, Brandon	6	5	1	0	0	1	32	4	0	0
Smith, Za'Darius	6	5	1	1	4	0	0	0	0	0
Mosley, C.J.	5	4	1	0	0	0	0	0	0	0
Judon, Matthew	4	3	1	0	0	0	0	0	0	0
Williams, Brandon	4	2	2	0	0	0	0	0	0	0
Pierce, Michael	3	0	3	0	0	0	0	0	0	0
Urban, Brent	3	2	1	0	0	0	0	1	0	0
Wormley, Chris	3	3	0	0	0	0	0	2	0	0
Canady, Maurice	2	2	0	0	0	0	0	0	0	0
Suggs, Terrell	2	2	0	1	5	0	0	3	0	0
Williams, Tim	2	1	1	1	12	0	0	0	0	0
Ricard, Patrick	2	2	0	0	0	0	0	0	0	0
Averett, Anthony	1	1	0	0	0	0	0	1	0	0
Bowser, Tyus	1	1	0	0	0	0	0	0	0	0
Totals	100	73	27	6	28	2	47	20	0	0

2018 SPECIAL TEAMS TACKLES

from Press Box Stats

Name	Total	Solo	Assists	FF	FR	Blocked Kicks
Board, Chris	3	2	1	0	0	0
Averett, Anthony	2	2	0	0	0	0
Canady, Maurice	2	2	0	0	0	0
Clark, Chuck	2	1	1	0	0	0
Williams, Tim	2	1	1	0	0	0
Allen, Javorius	1	1	0	0	0	0
Bowser, Tyus	1	1	0	0	0	0
Levine Sr., Anthony	1	1	0	0	0	0
Young, Kenny	1	1	0	0	0	0
Young, Tavon	0	0	0	0	1	0
Totals	15	12	3	0	1	0

2018 SINGLE-GAME BESTS

Tackles:	9 by Tony Jefferson at Cin. (9/13)
Sacks:	2 by Tavon Young vs. Buf. (9/9)
Interceptions:	1 by two different players; last by Brandon Carr and Tony Jefferson vs. Buf. (9/9)
Passes Defensed:	3 by three different players; last by Terrell Suggs at Cin. (9/13)
Forced Fumbles:	N/A
Fumble Recoveries:	N/A
Special Teams Tackles:	2 by three different players; last by Chris Board at Cin. (9/13)

