



BALTIMORE RAVENS PRESS RELEASE

UNDER ARMOUR PERFORMANCE CENTER | 1 WINNING DRIVE | OWINGS MILLS, MD 21117
PH: 410-701-4000 | BALTIMORERAVENS.COM | TWITTER: @RAVENS

TWO-TIME WORLD CHAMPIONS: SUPER BOWL XXXV (2000) & SUPER BOWL XLVII (2012)



BALTIMORE RAVENS AT INDIANAPOLIS COLTS



PRESEASON GAME 3 – Aug. 20, 2018

8:00 P.M. ET – LUCAS OIL STADIUM (70,000)

JUST THE FACTS

• The Baltimore Ravens (2-0) will square off against the Indianapolis Colts (1-0) at Lucas Oil Stadium on ESPN's Monday Night Football (Aug. 20, 8 p.m. ET). Before that, the Ravens travel to Indy on Aug. 16 and will then spend two days (Aug. 17-18) holding joint practices with the Colts at the Grand Park Sports Complex in Westfield, IN.

• After kicking off the preseason with a 17-16 win over Chicago in the Hall of Fame Game, Baltimore bested the L.A. Rams, 33-7, last Thursday in front of a home crowd. Led by QB Joe Flacco for one series, the first-team offense opened the game by driving 70 yards in 10 plays, with Flacco finding FB/DL Patrick Ricard for a 9-yard TD to cap the push. The 11th-year signal-caller was 5-of-7 for 71 yards (143.5 rating), hitting offseason additions WR John Brown (17 yards), WR Michael Crabtree (30) and TE Hayden Hurst (12) in the process. Baltimore's defense held L.A. to 170 total yards while posting 4 sacks – including 1 by OLB Terrell Suggs – and forcing 2 turnovers.

• In 2017, the Ravens won six of their last nine games, finishing second in the AFC North with a 9-7 record and falling one game short of earning a playoff berth (lost on tiebreaker to Buffalo).

• A Week 17 home win over the Bengals was needed to earn the playoffs. However, Baltimore's hopes were dashed when Cincinnati produced a 49-yard touchdown pass on fourth-and-12 with just 44 seconds remaining to earn a hard-fought, 31-27 victory that closed out the season in heartbreaking fashion.

• John Harbaugh is in his 11th year at the Ravens' helm, leading the team to a playoff berth in six (2008-12 & 2014) of his 10 full seasons. Under "Harbs," the Ravens have played in three AFC Championships, while in 2012, he guided the franchise to its second Super Bowl title. Including playoffs (10-5), the Ravens are 104-71 since Harbaugh's 2008 arrival, posting the NFL's fourth-most total victories.

WEEKLY SCHEDULE

Tues. Aug. 14: 11:55 a.m. Practice / Media Viewing
1:25 p.m. Podium & On-Field Interviews

Wed. Aug. 15: Players Off / No Media Availability

Thur. Aug. 16: 9:40 a.m. Practice / Media Viewing
12:25 p.m. Podium & On-Field Interviews

Fri. Aug. 17: 1:20 p.m. Joint Practice at Colts / Media Viewing
3:40 p.m. Interview Availability

Sat. Aug. 18: 1:20 p.m. Joint Practice at Colts / Media Viewing
3:40 p.m. Interview Availability

Sun. Aug. 19: Game Walk-Through / No Media Availability

CALLING THE ACTION

Television: ESPN (Nationally Televised) / WBAL Ch. 11 (Baltimore)
- Joe Tessitore (play-by-play) - Jason Witten (analyst)
- Lisa Salters (sideline) - Booger McFarland (field-level analyst)
- Jay Rothman (producer) - Chip Dean (director)

Local Radio: WBAL (1090 AM) & 98Rock (97.9 FM)
- Gerry Sandusky (play-by-play) - Jarret Johnson (analyst)

HARBS SAYS

HEAD COACH JOHN HARBAUGH ON HIS PLAYERS' ENERGY AND ATTITUDE:

"The guys are keeping the energy up. They're doing a great job. Guys are working hard every day. The attitude has been A-plus, and the effort has been A-plus from Day One until now, and that's all you can ask for as a coach. And not just on the practice field – in the meeting room, in the training room, in the weight room, everywhere – the guys have been just outstanding. I'm really excited about the guys."

INJURY UPDATE

Six-time Pro Bowl G Marshal Yanda (offseason shoulder surgery) was activated from the PUP list on Aug. 4, but has not played. Yanda missed 14 games in 2017 with a broken ankle. Currently on PUP are WR Quincy Adebeyejo (thigh), LB Bam Bradley (knee) and CB Jaylen Hill (knee).

NOTE THE QUOTE

WILLIE SNEAD IV ON BALTIMORE'S OFFSEASON FREE AGENT WR SIGNINGS:

"I think Joe [Flacco] has a lot of confidence in us. Just from the little time that we've been together, just talking to him in the locker room, to coming out here on the field and making plays while he's throwing us the ball – he has a lot of confidence in our group. We just all bring something very different to the table. [Michael] Crabtree is 10 years in and brings that old vet mentality, that different swagger. Me and 'J.B.' [John Brown] came in together in 2014, and he brings that speed downfield. Me – I work the slot, I work everywhere, blocking, especially."

WHAT'S GOING ON?



Baltimore's offense began to hit its stride in the second half of the 2017 campaign. Here is where the Ravens' offense ranked in the NFL over the season's final seven games:

RAVENS OFFENSIVE RANKINGS

– FINAL SEVEN GAMES OF 2017 –

Category	Stat	NFL Rank
Total Points Per Game	29.3	2
Offensive Points Per Game	27.3	3
Offensive Touchdowns	20	3
Turnovers	3	1t
Sacks Allowed	8	2



#RAVENSFLOCK



2018 RAVENS INFORMATION

SCHEDULE / RESULTS (2-0)

Date	Opponent	Result/Time
Thurs. Aug. 2	vs. Chicago Bears (HOF)	W, 17-16
Thurs. Aug. 9	LOS ANGELES RAMS	W, 33-7
Mon. Aug. 20	at Indianapolis Colts	8 p.m. (ESPN)
Sat. Aug. 25	at Miami Dolphins	7 p.m.
Thurs. Aug. 30	WASHINGTON REDSKINS	7:30 p.m.
Sun. Sept. 9	BUFFALO BILLS	1 p.m.
Thurs. Sept. 13	at Cincinnati Bengals	8:20 p.m. (NFLN)
Sun. Sept. 23	DENVER BRONCOS	1 p.m.
Sun. Sept. 30	at Pittsburgh Steelers	8:20 p.m. (NBC)
Sun. Oct. 7*	at Cleveland Browns	1 p.m.
Sun. Oct. 14*	at Tennessee Titans	4:25 p.m.
Sun. Oct. 21*	NEW ORLEANS SAINTS	4:05 p.m.
Sun. Oct. 28*	at Carolina Panthers	1 p.m.
Sun. Nov. 4*	PITTSBURGH STEELERS	1 p.m.
Sun. Nov. 11	BYE	
Sun. Nov. 18*	CINCINNATI BENGALS	1 p.m.
Sun. Nov. 25*	OAKLAND RAIDERS	1 p.m.
Sun. Dec. 2*	at Atlanta Falcons	1 p.m.
Sun. Dec. 9*	at Kansas City Chiefs	1 p.m.
Sun. Dec. 16*	TAMPA BAY BUCCANEERS	1 p.m.
Sat./Sun. Dec. 22/23*	at Los Angeles Chargers	TBD
Sun. Dec. 30*	CLEVELAND BROWNS	1 p.m.

*Flexible Scheduling Games Home Games in CAPS All Times Eastern

2018 KEY ADDITIONS & LOSSES

KEY ADDITIONS

2017 GP/GS

WR John Brown – UFA (Ari.) (one-year contract) 10/5

- In 2015, set career highs in receptions (65), receiving yards (1,003) and TDs (7).

WR Michael Crabtree – FA (Oak.) (three-year contract) . . . 14/14

- His 25 receiving TDs over the past three years rank as the NFL's fifth most. ... He and WR Antonio Brown are the only NFL players to post at least 8 TD catches in each of the past three seasons. ... Has totaled at least 85 catches in a season three times, with a career-high 89 in 2016.

WR Willie Snead IV – RFA (NO) (two-year contract) 11/7

- In 2016, posted career highs with 72 catches and 4 TDs, adding 895 receiving yards for the NFL's No. 1 offense.

QB Robert Griffin III – FA (one-year contract) NOR

- Set NFL rookie records in 2012 for passer rating (102.4), INT percentage (1.27) and rushing yards by a QB (815).

KEY FREE AGENTS RETAINED

G/T James Hurst – UFA (four-year contract) 16/16

DE Brent Urban – UFA (one-year contract) 3/3 (IR)

KEY PLAYERS LOST/RELEASED

T Austin Howard – did not pick up option (Ind.) 16/16

C Ryan Jensen – UFA (TB) 16/16

WR Jeremy Maclin – released. 12/12

WR Mike Wallace – UFA (Phi.) 15/14

TE Benjamin Watson – UFA (NO) 16/12

RETURNING PLAYERS

- The Ravens return all **11 defensive starters** from 2017. This unit produced NFL bests in INTs (22), takeaways (34) and shutouts (3). Baltimore allowed 18.9 points per game, sixth best in the NFL.

- The Ravens return **six offensive players** who started at least 12 games in 2017. Additionally, six-time Pro Bowl **G Marshal Yanda**, who missed 14 games with a broken ankle, returns from injury.

SPOTLIGHT: RB ALEX COLLINS



Ht. 5-10 Wt. 208 Exp. (NFL/Ravens): 3/2

College: Arkansas Hometown: Fort Lauderdale, FL

Tell us about the two German Shepherds you own? "Their names are Scrappy and Chaos. I got them while I was in college. They look vicious, but they're not. I trained them myself."

Was it difficult training the dogs yourself?

"They're eager dogs and full of energy. No, teaching them isn't hard. I can teach them anything. Obedience is their best 'trick.' They listen and follow directions, but sometimes they're like me [and don't]. They like to play and run around."

You have a lot of tattoos. Which tattoo is the most meaningful to you? "I have on my left arm just random tattoos, like animals. I have a snake, a dog paw, a shark, a scorpion – just random stuff. Then on my other arm, it's more spiritual. I have the sacred heart, the date I got saved, a cross, the Bible verse, 'Walk by faith, not by sight,' and a stairway to heaven. It's a whole bunch of spiritual stuff."

What was your reasoning behind the two distinct themes? "One is just the tattoo-side of it, because once you start getting tattoos, it's addicting, and you're going to want to fill space. The other arm was all meaningful to me."

Do you have a favorite show that you binge watch? "I was a Netflix kind of guy. I used to binge watch Prison Break. I pulled a few all-nighters watching Grey's Anatomy – there's a lot of drama I enjoy. Anything that has action and drama and makes you want to keep watching and wonder what happens next. That's what gets me hooked. It's like a super long movie – a three-, four-day movie [while] eating a bunch of snacks."

What's your favorite emoji? "The smirk face. I like to miscommunicate, so I'll just put a bunch of emojis down and have somebody try to figure out what I'm trying to say."

Who is the best player that's ever covered you? "That's a tough one, because the linebacker position is the main one that covers running backs. Going against Pro Bowlers like C.J. Mosley in practice is difficult. But I was also at Seattle and had to go against Bobby Wagner and K.J. Wright. But to have C.J. Mosley and Bobby Wagner, and to get that great work from those caliber of players, it's hard to decide."

Do you trade jerseys with fellow players? "For the most part, it's people I know or am cool with. I don't just go ask random guys, because it's more meaning behind it [if you know them]. I have them hanging up in my house."

If you weren't playing football, what would you be doing? "I would probably want to be coaching, or getting into something like social work to be able to change kids' lives and lead them in the right direction."

2018 DRAFT CLASS

Rd.	Pick	Name	Pos.	Ht.	Wt.	College
1a	25	Hayden Hurst	TE	6-4	245	South Carolina
1b	32	Lamar Jackson	QB	6-2	212	Louisville
3a	83	Orlando Brown Jr.	T	6-8	345	Oklahoma
3b	86	Mark Andrews	TE	6-5	256	Oklahoma
4a	118	Anthony Averett	CB	5-11	178	Alabama
4b	122	Kenny Young	LB	6-1	234	UCLA
4c	132	Jaleel Scott	WR	6-5	210	New Mexico St.
5	162	Jordan Lasley	WR	6-1	213	UCLA
6a	190	DeShon Elliott	S	6-1	210	Texas
6b	212	Greg Senat	T	6-6	305	Wagner
6c	215	Bradley Bozeman	C	6-5	317	Alabama
7	238	Zach Sieler	DT	6-6	290	Ferris State



DT BRANDON WILLIAMS ON 16-YEAR VETERAN OLB TERRELL SUGGS:

“He’s pretty much the blueprint of what a Raven is. If you’re not watching what ‘Sizz’ does, and how ‘Sizz’ prepares, how he studies his film, how he works out here on the field every day, then there’s something wrong with you. You shouldn’t be out here.”

Assistant head coach/tight ends Greg Roman on what has surprised him about rookie TE Hayden Hurst:

“He was so impressive before the draft. We really felt like, I think to a man, that he was a very professional young man. I don’t know that anything really jumps out at me other than once he gets to do something and understand it, he’s got it, he locks it down. We always knew he was fast, we knew he had good hands, we knew he was competitive. I think he’s showing us [that] we’re going to be able to use him in a variety of ways. He might be spilt out there, split out here in the backfield, wherever. He’s a guy that you can line up anywhere, and that’s been very encouraging.”

John Harbaugh on the development of rookie T Orlando Brown Jr.:

“They say one of the best abilities is availability, and he’s been available every single practice to improve. He’s the kind of player that gets better with every rep, too. He’s very smart. He takes the lesson learned from the previous rep and applies it to the next rep, and I think you see, in his play, the results of that.”

WR Willie Snead IV on if he feels like people hope the three free agent wide receiver additions (John Brown, Michael Crabtree and himself) will revive the Ravens’ passing game:

“Yes, I think so. I think it’s just a matter of time. These [next] couple weeks, we’re going to be trying to get better and better. ‘Crab’ [Michael Crabtree] tells me every day, ‘We’re going to be doing something serious this year.’ And I believe it, too. I just think that we just need to keep building that time with [Joe] Flacco and just know, when he flushes the pocket, what we need to do to get open. Or, what he’s looking for in certain coverages and how he sees each of us. ‘J.B.’ [John Brown] is the ‘go get it.’ For me, he’s going to put it on me and ‘Crab.’ I think once we all get a feel for each other, once the season starts, it’s going to be exciting, man. I can’t wait. It’s definitely going to revive this whole offense.”

S Eric Weddle, entering his third year in Baltimore, on why he feels at home with the Ravens:

“From the outside, I was just always envious of Baltimore, the city, the defense, the playoff atmosphere, the head coach. My personality, my work ethic, my team-first attitude fits exactly with what ‘Harbs’ [John Harbaugh] and this place is all about. I didn’t have to change anything about who I am, my personality. I can be a little outspoken at times, but at the end of the day, all my coaches and all my teammates know that all I want to do is win and have what’s best for the team. It’s been an amazing two-plus years. I never would have thought in a million years that I’d have this much fun and love this place as much as I have. I feel like I’ve been here my whole career.”

OLB Terrell Suggs on what excites him about the Ravens’ defense in 2018:

“A lot of things excite me about this year’s unit. It’s the same thing we’ve had for a couple years. It’s definitely depth. The personnel we have is very rare. We’ve had legendary defenses in the past, but we’ve never been this deep at every position, so that’s something exciting to look forward to. And we can be a fresher team coming down the stretch in December and January football.”

NFL Network’s Nate Burleson on why WR Michael Crabtree will be successful in Baltimore:

“I’ve learned not to question Crabtree’s skill level, as he’s been one of my favorite receivers to watch the last few seasons. He’s a chain-mover with great hands and someone a quarterback can count on when in dire need of a first down. Joe Flacco’s going to look for him often in the red zone, and Crabtree will eventually become Flacco’s favorite target in 2018.”

John Harbaugh on if free agent WR John Brown has been better than expected:

“I would agree with that. He has been better than we expected. Obviously, we’ve had high hopes for him, but [he’s] better than advertised – probably even better than what the tape showed, I would say. He’s been a complete receiver for us.”

NFL.com’s Marc Sessler on K Justin Tucker:

“He’s nothing short of the best kicker in club history and a future Hall of Famer. Tucker is 15-for-17 on kicks of 50-plus yards over the past two seasons and – while others tediously botch chip shots – perfect on all 205 of his career extra points. NFL.com senior analyst Gil Brandt listed Tucker as the greatest kicker of all time, a sentiment tough to disagree with.”

CB Brandon Carr on how much his starting streak of 160-consecutive games means:

“I take pride in just being available each and every week. I take pride in taking care of my body, trying to play through as many injuries – whether they’re big or small – as I can. But, I’ve been blessed throughout my career just to kind of be lucky and stay out of the way, stay out the fray of everything and play through the injuries I have. But at this point in my career, I’m just enjoying the game of playing football. I’m enjoying being back on the East Coast. I’m enjoying being back in Baltimore. This environment is nothing but football-friendly for me. But as far as just the streak and all, everything has to come to an end at some point. But my goal, my job, is to come out here and compete, battle for a starting job and to keep the streak alive as long as I can.”



RAVENS / OPPONENT INFORMATION

FINAL 2017 RANKINGS

DEFENSE

Category	--Ravens--		--Colts--	
	Stats	Rank	Stats	Rank
Total Defense	325.1	12	367.1	30
Rush Defense	111.3	15	120.4	26
Pass Defense	213.8	10	246.6	28
Points Per Game	18.9	6	25.3	30
3rd-Down Def. %	36.9	10	44.7	31
4th-Down Def. %	37.5	11	500	19t
Red Zone Def. (TD%)	48.9	11	52.9	16

OFFENSE

Category	--Ravens--		--Colts--	
	Stats	Rank	Stats	Rank
Total Offense	305.4	27	284.6	31
Rush Offense	116.0	11	103.8	22
Pass Offense	189.4	29	180.8	30
Points Per Game	24.7	9	16.4	30
3rd-Down Off. %	34.1	27	38.2	18
4th-Down Off. %	62.5	4	47.2	15
Red Zone Off. (TD%)	57.7	10	40.0	31

TEAM

Category	--Ravens--		--Colts--	
	Stats	Rank	Stats	Rank
Turnover Ratio	+17	1	+5	12t
Penalties	91	3t	92	5t
Penalty Yards	749	3	779	4

SERIES HISTORY

- **Preseason:** Ravens lead, 1-0. • **Regular Season:** Colts lead, 8-4.
- **Postseason:** Colts lead series, 2-1.

Date	Location	Result	Attendance
10-13-96	Indianapolis	Colts, 26-21	56,978
11-29-98	Baltimore	Ravens, 38-31	68,898
12-02-01	Baltimore	Ravens, 39-27	69,382
10-13-02	Indianapolis	Colts, 22-20	56,174
12-09-04	Indianapolis	Colts, 20-10	57,240
09-11-05	Baltimore	Colts, 24-7	70,501
01-13-07*	Baltimore	Colts, 15-6	71,162
12-09-07	Baltimore	Colts, 44-20	70,513
10-12-08	Indianapolis	Colts, 31-3	66,153
11-22-09	Baltimore	Colts, 17-15	71,320
01-16-10*	Indianapolis	Colts, 20-3	67,535
12-11-11	Baltimore	Ravens, 24-10	71,187
01-06-13^	Baltimore	Ravens, 24-9	71,379
10-05-14	Indianapolis	Colts, 20-13	65,258
08-20-16#	Indianapolis	Ravens, 19-18	65,327
12-23-17	Baltimore	Ravens, 23-16	70,590

* Divisional Playoffs ^ Wild Card Playoff # Preseason

PRESEASON NOTES

- The Ravens are 57-32 all time in preseason play, winning 29 of their last 38 preseason games.
- Under head coach **John Harbaugh** (2008-17), Baltimore has compiled a 30-12 record during the preseason.
- Baltimore is 27-17 all time in preseason *road* games, producing victories in 11 of its last 16 contests.
- The Ravens have won 10-consecutive preseason games dating back to 2016.

2017 RAVENS / COLTS LEADERS

PASSING YARDS (TDs/INTs)

Joe Flacco 3,141 (18/13) Jacoby Brissett . . . 3,098 (13/7)

RUSHING YARDS (YPC)

Alex Collins 973 (4.6) Frank Gore 961 (3.7)
 Javorius Allen 591 (3.9) Marlon Mack 358 (3.9)

RECEIVING YARDS (CATCHES)

Mike Wallace 748 (52) T.Y. Hilton 966 (57)
 Benjamin Watson . . . 522 (61) Jack Doyle 690 (80)
 Jeremy Maclin 440 (40) Donte Moncrief 391 (26)

POINTS

Justin Tucker 141 Adam Vinatieri 109
 Javorius Allen 36 Five Players 24
 Alex Collins 36 n/a n/a

INTERCEPTIONS (YARDS)

Eric Weddle 6 (85) Malik Hooker 3 (73)
 Brandon Carr 4 (57) Rashaan Melvin 3 (28)
 Jimmy Smith 3 (58) Matthias Farley 2 (9)

SACKS (YARDS)

Terrell Suggs 11 (-71.5) Jabaal Sheard 5.5 (-46)
 Matthew Judon 8 (-70) Johnathan Hankins . . . 3 (-5)
 W. Henry/Z. Smith . . . 3.5 (n/a) Hassan Ridgeway 3 (-22)

TACKLES (SOLO)

C.J. Mosley 132 (96) Antonio Morrison . . . 109 (64)
 Patrick Onwuasor 88 (65) Jon Bostic 97 (57)
 Tony Jefferson 79 (56) Matthias Farley 95 (58)

GROSS PUNTING (NET)

Sam Koch 44.8 (40.3) Rigoberto Sanchez . . . 44.8 (42.6)

FIELD GOALS (PCT.)

Justin Tucker 34/37 (91.9) Adam Vinatieri . . . 29/34 (85.3)

PUNT RETURN YARDS (AVG.)

Mike Campanaro . . . 291 (10.8) Quan Bray 90 (5.3)

KICKOFF RETURN YARDS (AVG.)

Chris Moore 346 (26.6) Quan Bray 430 (23.9)

2017 TALE OF THE TAPE

Category	Ravens	Colts
Record	9-7	4-12
Best Streak	Won 3	Won 1
Points Scored	395	263
TDs Scored	42	25
Rushing TDs Scored	14	11
Passing TDs Scored	20	13
TDs on Returns	8	1
Points Against	303	404
TDs Allowed	32	44
Rushing TDs Allowed	12	15
Passing TDs Allowed	18	23
TDs on Returns Allowed	2	6
Time of Poss. Avg.	30:38	29:07
KOR Avg. For	27.5	21.1
KOR Avg. Against	18.6	19.2
PR Avg. For	10.1	6.0
PR Avg. Against	8.1	4.2
Sacks	41	25
Sacks Allowed	27	56
Interceptions	22	13
Interceptions Thrown	13	9
Fumbles Lost/Recovered	4/12	6/7



2017 / 2018 RAVENS INFORMATION

2017 AFC NORTH STANDINGS

Teams	W	L	T	Home	Road	Div.	Con.	PF	PA
Pittsburgh	13	3	0	6-2	7-1	6-0	10-2	406	308
Baltimore	9	7	0	5-3	4-4	3-3	7-5	395	303
Cincinnati	7	9	0	4-4	3-5	3-3	6-6	290	349
Cleveland	0	16	0	0-8	0-8	0-6	0-12	234	410

2018 COACHING CHANGES

- The Ravens promoted **Don “Wink” Martindale** to defensive coordinator, **Mike Macdonald** to linebackers coach and **Sterling Lucas** to quality control – defense. The moves came following the departure of former defensive coordinator Dean Pees, who originally retired following the season, but later decided to return to coaching as Tennessee’s defensive coordinator.
- Martindale, 54, enters his seventh year with the Ravens after serving as LBs coach from 2016-17 and ILBs coach from 2012-15. Under his guidance, **LB C.J. Mosley** has developed into one of the NFL’s top defenders, earning three Pro Bowls in his first four seasons.
- The Ravens also hired **James Urban** as their quarterbacks coach, while **Greg Roman** was promoted to assistant head coach. Urban spent the past seven years as the Bengals’ wide receivers coach. Prior to that, he was the Philadelphia Eagles’ quarterbacks coach in 2009 and 2010, when he helped direct Pro Bowl seasons for Donovan McNabb (’09) and Michael Vick (’10).
- Roman, who was hired by the Ravens in 2017 as the team’s senior offensive assistant/tight ends coach, will continue his work coaching the TEs.

2017 SEASON HONORS

OLB TYUS BOWSER

- Pepsi Rookie of the Week (Week 2 vs. Cle.)

WR/RS MICHAEL CAMPANARO

- PFWA All-AFC (punt returner)

G/T JERMAINE ELUEMUNOR

- PFWA All-Rookie Team

OLB MATTHEW JUDON

- AFC Defensive Player of the Week (Week 11 at GB)

P SAM KOCH

- AFC Special Teams POW (Week 12 vs. Hou. & Week 15 at Cle.)

LB C.J. MOSLEY

- Pro Bowl (third selection)
- *Associated Press* second-team All-Pro
- PFWA All-AFC



OLB TERRELL SUGGS

- Pro Bowl (seventh selection)
- Team MVP (by Baltimore media)



K JUSTIN TUCKER

- Pro Bowl first-alternate
- *Associated Press* second-team All-Pro
- PFWA All-AFC
- AFC Special Teams Player of the Month (November)

TE BENJAMIN WATSON

- Bart Starr NFL Award Winner
- Walter Payton NFL Man of the Year Finalist

S ERIC WEDDLE

- Pro Bowl (fifth selection)
- PFWA All-AFC
- AFC Defensive Player of the Week (Week 13 vs. Det.)



2018 SCHEDULING NOTES

- The Ravens will open and close their 2018 regular season schedule by playing home games at M&T Bank Stadium (Week 1 vs. the Buffalo Bills and Week 17 vs. the Cleveland Browns).
- Two of the Ravens’ first four games this season will be nationally televised, with both of those primetime contests occurring on the road (including a Week 4 Sunday night game at Pittsburgh).
- The Week 4 primetime battle at Pittsburgh (9/30) begins a stretch when Baltimore will play four of five games on the road. (This includes three-consecutive away games from Weeks 4-6: at Pittsburgh, at Cleveland and at Tennessee.)
- Four of the Ravens’ first six games will be played on the road, as will five of their first eight.
- The Ravens will not leave Baltimore in the month of November, with all three games being played at M&T Bank Stadium. (Baltimore’s bye falls on Nov. 11, marking the second-straight year with a Week 10 bye.)
- Six of the Ravens’ first nine games are against 2017 playoff teams. Starting in Week 4 at Pittsburgh, Baltimore embarks on a six-game stretch when the Ravens will face five 2017 postseason participants.
- The Ravens play five division opponents in the first 10 games.
- All three of Baltimore’s divisional road games will be completed by Week 5. (This is the earliest the Ravens will have ever finished their AFC North Division road schedule, with the previous earliest occurring in Week 9 of 2014.)
- After playing five preseason games, including the final three in 11 days, Baltimore opens the regular season by playing two games in a five-day span, with the second on the road (at Cincinnati).

2018 TV/RADIO BROADCASTS



PRESEASON TV/RADIO

- The Ravens’ preseason games (with the exception of the Aug. 2 and Aug. 20 national telecasts) will be called by Gerry Sandusky (right), the “Voice of the Ravens,” with analysis provided by former Ravens head coach and Super Bowl XXXV Champion Brian Billick (middle) and sideline reporting from CBS Sports’ Evan Washburn (left).
- Produced by the Emmy Award-winning Ravens Productions team, preseason games will air on WBAL-TV, WJLA (Washington, D.C.), WGAL (Harrisburg, Pa.), WFXR (Roanoke, Va.), WWCW (Roanoke, Va.), WMDT (Delmarva area) and KFVE (Honolulu, Hawaii), and will be simulcast on WBAL Radio and 98Rock.

REGULAR SEASON RADIO

- The Ravens’ 2018 regular season radio team will feature Sandusky, with former Ravens standouts OLB Jarret Johnson and TE Dennis Pitta. Sandusky delivers the play-by-play for the broadcast team, while Johnson and Pitta will rotate games as analysts. All Ravens games can be heard on 98Rock WIYY (97.9 FM), WBAL 1090 AM, baltimoreravens.com, in the Ravens mobile app (when fans are in Baltimore) and on 21 regional affiliates. This network broadcasts each Ravens game and spans three states – Maryland, Pennsylvania and Delaware – and Washington, D.C.



2017 RAVENS HIGHLIGHTS

STOP & SCORE

Over the last nine games of 2017, when the Ravens posted a 6-3 record, Baltimore ranked No. 2 in the NFL in points per game (29.4). Additionally, the Ravens' points differential (+110) stood No. 2 in the league during this span.

POINTS DIFFERENTIAL (Weeks 8-17 / Last 9 Games)

1. New England . . . +133
2. Baltimore+110
3. Philadelphia +109

MOST POINTS PER GAME (Weeks 8-17 / Last 9 Games)

1. LA Rams 29.6
2. Baltimore 29.4
3. New England 29.2

2017 NUMBERS TO RAVE ABOUT

11

Sacks by **OLB Terrell Suggs**, tying for the NFL's 11th most. In an amazing 15 completed seasons, his 125.5 career sacks rank No. 2 among active players, only behind Julius Peppers (154.5).

6

INTs by **S Eric Weddle**, who in 2017 tied (A.J. Bouye) for the NFL's third most. In his first two seasons (2016-17) as a Raven, he has 10 INTs, which rank No. 1 among all NFL safeties in that span.

5

NFL defenders, including Ravens second-year **OLB Matthew Judon**, who posted at least 50 tackles, 15 tackles for loss, 8 sacks and 2 forced fumbles in 2017. Judon joined Jadeveon Clowney, Chandler Jones, Cameron Jordan and Von Miller in the elite group.

4

NFL ranking of 2017 rookie **CB Marlon Humphrey's** defensive passer rating (49.6), among players who were targeted a minimum of 15 times. The first-round pick also snagged 2 INTs.

1

All-time NFL ranking for **K Justin Tucker's** FG% (90.2), including a 91.9 mark (34 of 37) in 2017. Tucker made 19-straight boots to close out the season, with his lone misses coming from 58, 62 and 46 (blocked) yards.

FLACCO HEATED UP

QB Joe Flacco missed all of training camp with a back injury, but returned to start Week 1. As he eased back into football shape, his first several weeks of the season weren't up to his standards. Additionally, Flacco was adjusting to the Ravens' reshuffled offensive line, which experienced many early-season injuries, but eventually gelled to become a team strength. Below are Flacco's statistics in the final seven games, when he and Baltimore's offense began to hit its stride, and the team went 5-2.

QB JOE FLACCO'S LAST SEVEN GAMES

Opp.	Result	Att.	Cmp.	Pct.	Yds.	TD	INT	Sk	Rate
@ GB	W	28	22	78.6	183	1	1	3	90.9
vs. Hou.	W	32	20	62.5	141	0	0	1	72.5
vs. Det.	W	36	23	63.9	269	2	0	0	105.0
@ Pit.	L	35	20	57.1	269	2	1	1	88.9
@ Cle.	W	42	26	61.9	288	1	0	1	90.2
vs. Ind.	W	38	29	76.3	237	2	0	1	109.2
vs. Cin.	L	47	25	53.2	203	2	1	1	69.7
Totals	5-2	258	165	64.0	1,590	10	3	8	89.1

NO. 1 TURNOVER MARGIN

The Ravens tallied the NFL's No. 1 turnover differential (+17) in 2017. Baltimore also registered the NFL's most takeaways (34).

2017 TURNOVER DIFFERENTIAL

1. Baltimore+17
2. Kansas City+15
3. LA Chargers+12

2017 TURNOVERS FORCED

1. Baltimore 34
2. Jacksonville 33
3. Detroit 32

TOPS IN PICKS

Baltimore's defense racked up an NFL-best 22 INTs, tying (2009) for the sixth most in franchise single-season history. Pro Bowl **S Eric Weddle** led the charge, producing 6 thefts, which tied (A.J. Bouye) for third most in the NFL.

RAVENS INTERCEPTIONS (2017 Season)

Rk.	Player	INTs
1.	Eric Weddle	6
2.	Brandon Carr	4
3.	Jimmy Smith	3
4.	C.J. Mosley	2
	L. Webb, M. Humphrey . .	2

NFL INTERCEPTIONS (2017 Season)

Rk.	Team	INTs
1.	Baltimore*	22
2.	Jacksonville	21
3.	New Orleans	20
4.	Detroit/Philadelphia . .	19

* Includes 3 INT-TDs (tied for NFL high)

LIMITING THE MISTAKES

Baltimore committed the NFL's third-fewest penalties (91, tied, NYG) in 2017. (The 91 also stand as the third fewest in Ravens history.) Additionally, Baltimore's 32 *offensive* penalties in 2017 tied (GB) for the league's fewest.

FEWEST OVERALL PENALTIES (2017 Season)

1. Carolina 83
2. Tennessee 85
3. Baltimore/NYG 91

FEWEST OFFENSIVE PENALTIES (2017 Season)

1. Baltimore 32
- Green Bay 32
3. Dal., Cin., Car. 35

OPPORTUNISTIC DEFENSE

Baltimore produced the NFL's second-most defensive touchdowns (tied, Det. & Phi.) in 2017. It marked the most D-TDs by the Ravens in a single season since 2008, when they posted six.

DEFENSIVE TOUCHDOWNS / 2017 SEASON

Rk.	Team	D-TDs	INTs	FRs
1.	Jacksonville Jaguars	7	2	5
2.	Baltimore Ravens	5	3	2
	Detroit Lions	5	3	2
	Philadelphia Eagles	5	1	4

SHUTOUT CITY

The Ravens have posted an NFL-high 13 shutouts since their 1996 inception, a mark that includes three opponent "blankings" in 2017. Baltimore is the fifth team – and first since 2003 (NE) – in the past 30 years to record at least three shutouts in a season.

MOST SHUTOUTS

(Since 1996 / Ravens' Inception)	
Rk.	Team
1.	Baltimore Ravens 13
2.	San Francisco 49ers11
	Seattle Seahawks11
4.	New England Patriots . .10
	Pittsburgh Steelers10

MOST SHUTOUTS IN A SEASON (Past 30 Years)

Rk.	Team	Shutouts
1.	Baltimore (2000)	4
2.	Baltimore (2017)	3
	New England (2003)	3
	San Francisco (2001)	3
	Washington (1991)	3



RAVENS WINNING WAYS

TOP FRANCHISES / SINCE 2000

TOTAL WINS

1. New England Patriots . . . 241
2. Pittsburgh Steelers . . . 203
3. Indianapolis Colts . . . 192
4. Green Bay Packers . . . 190
5. Philadelphia Eagles . . . 185
- 6. BALTIMORE RAVENS . . . 181**

SUPER BOWL BERTHS

1. New England Patriots . . . 8
2. New York Giants . . . 3
- Pittsburgh Steelers . . . 3
- Seattle Seahawks . . . 3
- 5. BALTIMORE RAVENS . . . 2**
- Car., Den., Ind., Phi. . . . 2

SUPER BOWL TITLES

1. New England Patriots . . . 5
- 2. BALTIMORE RAVENS . . . 2**
- New York Giants . . . 2
- Pittsburgh Steelers . . . 2
- Den., GB, Ind., 1
- NO, Phi., Sea., TB 1

CONF. TITLE GAMES

1. New England Patriots . . 12
- Philadelphia Eagles 6
- Pittsburgh Steelers 6
- 4. BALTIMORE RAVENS 4**
- Green Bay Packers 4
- Indianapolis Colts 4

WINNING SEASONS

1. New England Patriots . . 17
- Green Bay, Pittsburgh . . 14
- Indianapolis Colts 13
- 5. Baltimore Ravens 12**
- Philadelphia, Seattle . . . 12

PLAYOFF BERTHS

1. New England Patriots . . 15
- Green Bay, Indianapolis . . 13
- Pittsburgh Steelers 12
- Philadelphia, Seattle . . 11
- 7. BALTIMORE RAVENS 10**

PLAYOFF GAMES

1. New England Patriots . . 37
- Pittsburgh Steelers 25
- Green Bay Packers 24
- Indianapolis Colts 24
- 5. BAL., Phi., Sea. 23**

PLAYOFF WINS

1. New England Patriots . . 27
- 2. BALTIMORE RAVENS . . . 15**
- Pittsburgh Steelers 15
- Philadelphia Eagles . . . 13
- Seattle Seahawks 13

SUPER BOWL CHAMPIONS



**LB Ray Lewis - 2000
Super Bowl XXXV MVP**

In a magnificent effort showcasing thrilling performances by their defense, offense and special teams units, the Baltimore Ravens won Super Bowl XXXV with a 34-7 victory over the New York Giants. Allowing the Giants a meager 152 total net yards, New York's attack crossed midfield just twice, while Baltimore's "D" posted 4 INTs. LB Ray Lewis was named the game's MVP, capping an accolade-filled season in which he was also tabbed the NFL's Defensive Player of the Year.



**QB Joe Flacco - 2012
Super Bowl XLVII MVP**

Baltimore defeated San Francisco, 34-31, in Super Bowl XLVII, capturing the franchise's second World Championship. After an amazing first-half performance, the Ravens took a commanding 28-6 lead. But following a bizarre, 34-minute power outage that halted play, the 49ers stormed back into contention. Clinging to a 34-29 edge late in the game, the Ravens stood firm on a pivotal goal-line stand, jamming SF on four-straight plays inside the 7-yard line. QB Joe Flacco was named the game's MVP.

PLAYOFF PERFORMERS

PLAYOFF WINNING PERCENTAGE (Since 1970 Merger)

Rk.	Team	Record	Pct.
1.	BALTIMORE RAVENS**	15-8	.652
2.	New England Patriots****	33-19	.635
3.	New York Giants****	20-12	.625
4.	San Francisco 49ers*****	30-19	.612
5.	Pittsburgh Steelers*****	36-24	.600

* Number of Super Bowl Titles

JOHN HARBAUGH ERA (SINCE 2008)

PLAYOFF BERTHS

1. New England Patriots . . . 9
- Green Bay Packers 8
- Pittsburgh Steelers 7
- 4. BALTIMORE RAVENS 6**
- Atlanta Falcons 6
- Cincinnati Bengals 6
- Indianapolis Colts 6
- Seattle Seahawks 6

TOTAL WINS

1. New England Patriots . . 136
- Pittsburgh Steelers . . . 114
- Green Bay Packers . . . 109
- 4. BALTIMORE RAVENS . . 104**
- New Orleans Saints . . 101
- Atlanta Falcons 99
- Denver Broncos 98

PLAYOFF WINS

1. New England Patriots . . 13
- 2. BALTIMORE RAVENS . . . 10**
- Green Bay Packers 9
- Seattle Seahawks 9
- Pittsburgh Steelers 8

PLAYOFF GAMES

1. New England Patriots . . 20
- Green Bay Packers 16
- 3. BALTIMORE RAVENS . . . 15**
- Pittsburgh Steelers . . . 14
- Seattle Seahawks 14

AFC TITLE GAMES

1. New England Patriots . . . 7
- 2. BALTIMORE RAVENS . . . 3**
- Pittsburgh Steelers 3
- Denver Broncos 2
- Indianapolis Colts 2
- New York Jets 2

PLAYOFF ROAD WINS

- 1. BALTIMORE RAVENS 7**
- Green Bay Packers 5
- New York Jets 4
- San Francisco 49ers . . . 3
- NY Giants, Philadelphia . . 2
- Pittsburgh, Seattle 2

REG. SEASON WINS

1. New England Patriots . . 123
- Pittsburgh Steelers . . . 106
- Green Bay Packers . . . 100
- Atlanta Falcons 95
- New Orleans Saints . . . 95
- 6. BALTIMORE RAVENS . . . 94**
- Denver Broncos 92

REG. SEASON HOME WINS

1. New England Patriots . . 68
- 2. BALTIMORE RAVENS . . . 59**
- Green Bay Packers . . . 59
- Pittsburgh Steelers . . . 58
- New Orleans Saints . . . 55
- Minnesota Vikings . . . 54
- Atlanta, Seattle 53

SUPER BOWL SUCCESS

The Baltimore Ravens are one of four franchises (New England, NY Giants and Pittsburgh) to win multiple Super Bowls since 2000.



HEAD COACH JOHN HARBAUGH

ALL-TIME RAVENS COACHING RECORDS

John Harbaugh is the third head coach in Baltimore Ravens history. He is the franchise's all-time winningest coach (104 total victories), with Brian Billick (85) ranking second.

SEASONS
RAVENS: 11TH
NFL: 21ST

Coach	Seasons	Reg. Season	Playoffs	Total
John Harbaugh	2008-18	94-66	10-5	104-71
Brian Billick	1999-2007	80-64	5-3	85-67
Ted Marchibroda	1996-98	16-31-1	n/a	16-31-1



HARBAUGH HEAD COACHING RECORDS (2008-18)

- Overall Career Record . . . 104-71
- Regular Season Record . . . 94-66
- at Home 59-21
- on Road 35-45
- vs. AFC 71-49
- vs. AFC North 37-23
- vs. NFC 23-17
- Playoffs Record 10-5
- Home Playoff Games 2-0
- Road Playoff Games 7-5
- Super Bowl Record 1-0
- Preseason Record 20-12

RAVENS WINS UNDER HARBAUGH

Including playoffs (10-5), the Ravens are 104-71 since **John Harbaugh's** 2008 arrival, posting the NFL's fourth-most victories.

TOTAL NFL WINS / INCLUDING PLAYOFFS / SINCE 2008

Rk.	Team	Total Wins
1.	New England Patriots	136
2.	Pittsburgh Steelers	114
3.	Green Bay Packers	109
4.	Baltimore Ravens	104
5.	New Orleans Saints	101

HARBAUGH SEASON-BY-SEASON

Year	Record	Playoffs (Result)
2017	9-7	No Playoff Berth
2016	8-8	No Playoff Berth
2015	5-11	No Playoff Berth
2014	10-6	1-1 (Advanced to Divisional Round)
2013	8-8	No Playoff Berth
2012	10-6	4-0 (Won Super Bowl XLVII)
2011	12-4	1-1 (Advanced to AFC Championship)
2010	12-4	1-1 (Advanced to Divisional Round)
2009	9-7	1-1 (Advanced to Divisional Round)
2008	11-5	2-1 (Advanced to AFC Championship)

HARBS IS HISTORICALLY GOOD

MOST PLAYOFF WINS BY A COACH / FIRST 10 SEASONS (Since 1970 Merger)

Coach (Team)	Playoff Wins	Seasons
Joe Gibbs (Was.)	12	1981-90
Chuck Knoll (Pit.)	11	1968-78
John Harbaugh (Bal.)	10	2008-17
Bill Belichick (Cle. & NE)	10	1991-95, 2000-04
Andy Reid (Phi.)	10	1999-2008
George Seifert (SF, Car.)	10	1989-96, '99-'00
Bill Walsh (SF)	10	1979-88

THE HARBAUGH FILE

John Harbaugh has led the Ravens to a playoff berth in six (2008-12 & 2014) of his 10 seasons in Baltimore, and in 2012, captured the franchise's second Super Bowl title. Under "Harbs," the Ravens have secured an appearance in three AFC Championships (2008, 2011 & 2012).

Here are several Harbaugh quick hits:

- The Ravens are one of only eight teams (NE – 9; GB – 8; Pit. – 7; Atl., Bal., Cin., Ind. & Sea. – 6) to earn at least six postseason berths in the last 10 years. (Baltimore has won at least one game in each of those playoff campaigns.)
- The Ravens' 10 playoff wins since 2008 rank second only to New England's 13.
- "Harbs" is the only head coach in NFL history to win a playoff game in each of his first four and five seasons.
- John and his brother, Jim (formerly of the 49ers), are the only head coaches to advance to three conference title games in the first five years as NFL bosses.
- Harbaugh is the only coach in NFL history to win a playoff game in six of the first seven seasons of a coaching career.
- In 2012, Harbaugh became the third coach (with Bill Cowher & Chuck Knox) since the 1970 merger to guide his team to the playoffs in each of his first five seasons.
- Harbaugh owns the third-most playoff wins (10, tied) by a coach in his first 10 seasons (since the 1970 merger).
- With the Ravens' 2014 playoff berth, Harbaugh became one of eight coaches in NFL history to make the postseason in six of their first seven seasons coaching.
- For coaches to make the playoffs in at least six of their first 10 years, "Harbs" is one of five active coaches to do so (Pete Carroll, Mike McCarthy, Andy Reid & Mike Tomlin).
- Harbaugh, Tom Landry (Dal.) and Tom Coughlin (Jax./NYG) own the most road playoff wins (7) by a HC in NFL history.



HEAD COACH JOHN HARBAUGH

ACTIVE HEAD COACH WINNING PERCENTAGE

Entering 2018, **John Harbaugh** owns the fifth-best winning percentage (.594) among active coaches (min. 75 games), compiling an impressive 104-71 record (including playoffs).

ACTIVE HEAD COACHES / CAREER WINNING PERCENTAGE (Totals Include Regular Season and Playoff Games / Min. 75 Games)

Rk.	Coach	Team	Seasons	Record	Pct.
1.	Bill Belichick	Cle./NE	1991-95, 2000-17	278-129	.683
2.	Mike Tomlin	Steelers	2007-17	124-67	.649
3.	Mike McCarthy	Packers	2006-17	131-78-1	.626
4.	Sean Payton	Saints	2006-17	112-76	.596
5.	John Harbaugh	Ravens	2008-17	104-71	.594
6.	Andy Reid	Phi./KC	1999-2017	194-133-1	.593
7.	Pete Carroll	NYJ/NE/Sea.	'94, '97-99, '10-17	122-86-1	.586

TRENDS UNDER HARBS

On grass.	38-29
Artificial turf	56-37
September.	22-11
October	16-22
November	30-12
December	23-19
January	3-2
Leading at halftime	75-17
Leading after 3 quarters	83-15
When scoring first.	70-20
Positive or even turnover ratio.	75-27
Scoring 20 or more points	77-28
Scoring 30 or more points	35-5
Totaling 350 or more net yards.	49-23
Rushing for 150 or more yards	28-6
Holding opp. under 250 net yards	32-6
Holding opp. under 21 points.	77-14
Holding opp. under 15 points.	56-6

POSTSEASON SUCCESS: ACTIVE COACHES

PLAYOFFS WIN PERCENTAGE (Min. 5 Games)

Rk.	Coach	Rec.	Pct.
1.	Bill Belichick	28-11	.718
2.	John Harbaugh	10-5	.667
3.	Dan Quinn	3-2	.600
4.	Pete Carroll	10-7	.588
5.	Sean Payton	7-5	.583

SUPER BOWL TITLES

1. Bill Belichick	5
2. John Harbaugh	1
Pete Carroll	1
Mike McCarthy	1
Sean Payton.	1
Doug Pederson	1
Mike Tomlin.	1

HARBAUGH'S PATH TO THE NFL

Team	Position	Years
Baltimore Ravens	Head Coach	2008-18
Philadelphia Eagles	Secondary	2007
Philadelphia Eagles	Special Teams Coord.	1998-2006
Indiana University	DBs/Special Teams Coord.	1997
University of Cincinnati	Assistant Head Coach	1995-96
University of Cincinnati	TEs/OLBs/RBs/Special Teams	1989-94
Morehead State	DBs/ST Coord./S&C Coach	1988
University of Pittsburgh	Tight Ends	1987
Western Michigan	Graduate Assistant	1984-86

RAVENS UNDER HARBAUGH: SINCE 2008

3	7	10	59	104
AFC TITLE GAMES (2nd Most - tied, Pit.)	ROAD PLAYOFF WINS (NFL High)	PLAYOFF WINS (2nd Most, NE - 13)	WINS AT HOME (2nd Most - tied, GB)	TOTAL VICTORIES (4th Most)



"I like the message that John brings. He doesn't talk like a guy who has been here 10 years. It's amazing how he tends to rejuvenate himself and his message, and we're lucky to have a leader like him."

- Steve Bisciotti, Ravens Owner

JERRY ROSBURG & SPECIAL TEAMS NOTES



ROSBURG LEADS RAVENS SPECIALISTS

SEASONS
RAVENS: 11TH
NFL: 18TH

Special teams coordinator/associate head coach **Jerry Rosburg** has guided a stellar special teams group since arriving in Baltimore in 2008. Below are several standout notes about the coach and his successful group of specialists.

SIX PRO BOWLERS

• Six Ravens have earned eight combined Pro Bowl honors while playing for Rosburg: ST **Brendon Ayanbadejo** (2008), K **Billy Cundiff** (2010), RS **Jacoby Jones** (2012), K **Justin Tucker** (2013 & 2016), LS **Morgan Cox** (2015 & 2016) and P **Sam Koch** (2015).

PRIME KICKER & PUNTER

• Two-time Pro Bowl K **Justin Tucker**, who Rosburg scouted and helped sign as a rookie free agent, owns the NFL's most FGs (202) since entering the NFL in 2012. With an 90.2% career success mark, "Tuck" is the most accurate kicker in league history (202-of-224 on FGAs). Earning his first Pro Bowl nod in 2015, P **Sam Koch's** 46.7 gross average ranked No. 9 in the NFL that season, while his 42.9 net average was No. 2. In 2017, Koch led the NFL in both punts inside the 10 (16) and inside the 20 (a franchise-record 40).

RAVENS' BIG RETURNS

• Led by Pro Bowl RS **Jacoby Jones** in the 2012 Super Bowl season, Baltimore ranked first in the NFL in KOR average (27.3). Jones, who became the first player ever to record dual KORs of at least 105 yards in a career, tied for a league-leading 3 kick return TDs (2 KORs & 1 PR). He also tied an NFL record for longest KOR in a Super Bowl with his 108-yard KOR-TD. (In 2014's game at Pit., he added another 108-yarder to his resume, marking 4 total KOR-TDs over 100 yards in his career.)

2017: RAVENS RETURN GAMES SOARS IN WEEK 6 vs. CHICAGO

• In Week 6 vs. Chicago, for the first time in franchise history, the Ravens returned a kickoff and punt return for a TD in the same game. RB **Bobby Rainey Jr.** posted a 96-yard KOR-TD, while WR **Michael Campanaro** registered a 77-yard PR-TD. The Ravens became the first NFL team to have KOR and PR touchdowns in the same game since 2013, when Detroit and Kansas City each accomplished the feat on 12/8/13.

BALTIMORE BLOCK PARTY

Since 2014, the Ravens have produced the NFL's second-most blocked kicks (13, tied), including an NFL-high (tied) 4 in 2016.

MOST BLOCKED KICKS (Since 2014)

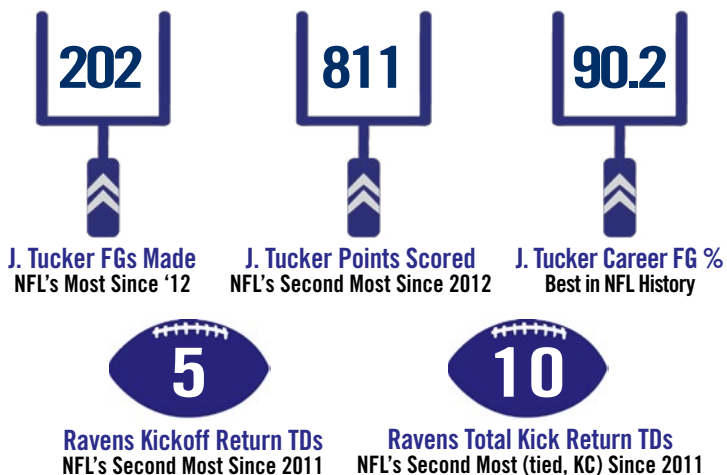
Rk.	Team	Blocks
1.	Philadelphia	15
2.	Baltimore	13
	Miami	13

MOST BLOCKED KICKS (2016 Season)

Rk.	Team	Blocks
1.	Baltimore	4
	Miami	4
3.	Five Teams	3

RAVENS' 13 BLOCKS: BREAKDOWN (SINCE 2014)

Total Blocks	13	1st Qtr.	3	When Losing	8
FG Blocks	7	2nd Qtr.	1	When Winning	3
PAT Blocks	3	3rd Qtr.	3	When Tied	2
Punt Blocks	3	4th Qtr.	6	Record w/ Block	.8-5



SIX STRAIGHT IN THE TOP 5

In the past six seasons (2012-17), the Ravens' special teams units have consistently been acknowledged as one of the league's best. In the annual special teams report from senior NFL writer **Rick Gosselin**, Baltimore has ranked in the NFL's Top 5 for six-straight seasons. (Gosselin's report is recognized by NFL teams as a special teams measuring stick.)

RAVENS SPECIAL TEAMS RANKINGS IN RICK GOSSELIN'S ANNUAL REPORT (Past Six Seasons)

Season	Ranking
2017	4th
2016	5th
2015	1st
2014	5th
2013	5th
2012	2nd

No other NFL team has been in the Top 5 (or even the Top 10) in each of the past six seasons.

TOP KOR AVERAGE

Since 2008, when **Jerry Rosburg** became the Ravens' ST coordinator, Baltimore owns the NFL's No. 1 KOR average (25.4).

NFL KICKOFF RETURN AVERAGE (Since 2008 / Rosburg's Baltimore Tenure)

Rk.	Team	KOR	Yards	Avg.	Long	TDs
1.	Baltimore Ravens	444	11,263	25.4	108t	7
2.	Minnesota Vikings	498	12,222	24.5	109t	10
3.	Atlanta Falcons	376	9,023	24.0	102t	1
4.	Seattle Seahawks	461	10,949	23.8	105t	5
5.	New York Jets	497	11,768	23.7	107t	6



MARTY MORNHINWEG & OFFENSIVE NOTES

MARTY MANS THE OFFENSE

Marty Mornhinweg was elevated to offensive coordinator on Oct. 10, 2016. A 23-year NFL coaching veteran, Mornhinweg, who joined Baltimore as QBs coach in 2015, is a former head coach of the Lions (2001-02). He has also served as offensive coordinator for the New York Jets (2013-14), Philadelphia Eagles (2004-12) and San Francisco 49ers (1997-2000).

FIVE PRO BOWLERS

• Throughout his NFL coaching career, five quarterbacks have earned Pro Bowl honors under Mornhinweg's direction: Michael Vick, Donovan McNabb, Steve Young, Jeff Garcia and Brett Favre.

SEASONS

RAVENS: 4TH
NFL: 24TH



MARTY'S NFL COORDINATOR ROLES

1997-2000: 49ers – Offensive Coordinator/QBs Coach

- During this span, SF offense ranked third in total net yards (364.6 ypg), including third in rushing (131.4 ypg) and fifth in passing (233.2 ypg).
- In 1999, the 49ers boasted the NFL's No. 1 rush offense (130.9 ypg).
- In 1998, SF offense ranked No. 1 in the NFL (425.0 ypg), including first in rushing (159.0 ypg) and second in passing (266.0 ypg).

2004-12: Eagles – Offensive Coordinator/Asst. Head Coach

- Under Mornhinweg, 10 offensive players earned a total of 17 Pro Bowl honors. Philly set a then-franchise best with 6,386 total net yards in 2011.
- In his first season (2004) guiding the offense, Philadelphia advanced to Super Bowl XXXIX.

2013-14: NY Jets – Offensive Coordinator

- Jets ranked third in the NFL rush offense (138.7 ypg) during this span.
- In 2014, helped guide a rushing attack that finished third in the NFL (142.5 ypg) behind RBs Chris Ivory and Chris Johnson.

2016-18: Baltimore Ravens – Offensive Coordinator

- In 2016, QB Joe Flacco threw for a franchise-record 4,317 yards.
- Over 2017 season's last nine games, Baltimore scored the NFL's second-most points per contest (29.4). During this span, the Ravens also ranked No. 1 in fewest giveaways (5) and No. 2 in sacks allowed (10).

TOP "O" UNDER HARBAUGH

The Ravens' Top 6 all-time single-game offensive outputs have come during the **John Harbaugh/QB Joe Flacco** Era, including a 496-yard performance vs. Miami with **Marty Mornhinweg** as O.C. in 2016.

RAVENS TOP TOTAL NET YARDS (Single-Game History)

Yards	Game/Date	Results
553	09/25/11 at STL	W, 37-7
548	12/13/09 vs. Det.	W, 48-3
533	12/23/12 vs. NYG	W, 33-14
503	09/23/12 vs. NE	W, 31-30
501	09/13/09 vs. KC	W, 38-24
496	12/04/16 vs. Mia.	W, 38-6

BALTIMORE RAVENS MOST TOTAL YARDS (Since 2012 / Past Six Years)

12/23/12 vs. NYG	533
09/23/12 vs. NE	503
12/04/16 vs. Mia.	496
09/20/15 at Oak.	493
10/12/14 at TB	475
09/28/14 vs. Car.	454

RUN GAME QUICK HITS

- ✓ Under John Harbaugh (since 2008), the Ravens have averaged the NFL's 13th-most rushing yards per game (115.3).
- ✓ Since 2008, the Ravens' 140 rushing TDs tie (Ten.) for seventh.
- ✓ Under Harbaugh, when rushing for at least 125 yards in a game, the Ravens have produced a 49-10 record. Baltimore is 28-6 when rushing for at least 150 yards during the Harbaugh Era.

RAVENS' BEST MARKS

With **Marty Mornhinweg** as a member of the Ravens' coaching staff (QB's coach in 2015 & O.C. for much of 2016), Baltimore tallied the Top 2 net passing yards seasons in team history. (The Ravens also posted the second-most net yards in team history in 2015.)

RAVENS "O" OUTPUT / SINGLE-SEASON HISTORY

NET PASSING YARDS		TOTAL NET YARDS	
Year	Yards	Year	Yards
2015	4,271	2014	5,838
2016	4,100	2015	5,749
1996	3,978	1996	5,723

PRIME PROTECTION

Since 2014 (a 64-game span), Baltimore's 103 sacks permitted tie (Oak.) for the NFL's fewest. The Ravens have allowed zero sacks in 15 games since 2014, a mark that stands as the NFL's third most.

NFL'S FEWEST SACKS ALLOWED / SINCE 2014

Rk.	Team	Sacks
1.	Baltimore Ravens	103
	Oakland Raiders	103
3.	New Orleans Saints	109

ZERO SACKS ALLOWED / GAMES / SINCE 2014

New York Giants	16
Oakland Raiders	16
Baltimore Ravens	15
Minnesota/Pittsburgh	14



4.6
RB Alex Collins' YPC
Rushing Average
(No. 8 in 2017 among RBs)



973
Rushing Yards
by RB Alex Collins
(NFL's 11th best in 2017)



29.4
Points Per Game
by Ravens from Weeks 8-17
(No. 2 in NFL in 2017)



6
2017 Games w/ at
Least 135 Rushing Yards
(5-1 record)



116.0
Rush Yards Per Game
by Ravens in 2017
(NFL's 11th best)



32
Offensive Penalties
by Ravens in 2017
(tied, GB for NFL's fewest)



DON "WINK" MARTINDALE & DEFENSIVE NOTES

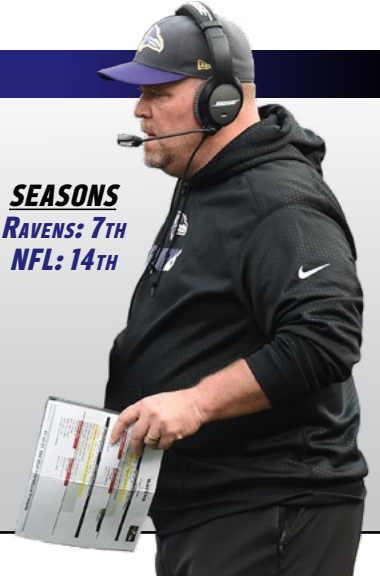
"WINK" TO LEAD THE DEFENSE

On Jan. 9, 2018, the Ravens promoted **Don "Wink" Martindale** to defensive coordinator following the retirement of Dean Pees. Martindale, 54, enters his seventh year with the Ravens after serving as LBs coach from 2016-17 and ILBs coach from 2012-15. Under his guidance, **LB C.J. Mosley** has become one of the league's top defenders, earning three Pro Bowls.

The 2018 campaign will mark Martindale's 14th season coaching in the NFL, where he has also spent time with Oakland (2004-08) and Denver (2009-10). In 2010, he served as the Broncos' defensive coordinator.

"'Wink' has earned the promotion to defensive coordinator," **John Harbaugh** stated. "His aggressive mentality will serve to take our defense to new levels. He is obviously respected by players, many of whom have already benefited from his direct coaching at the linebacker position. He knows the ins and outs of what we have been about on defense and has been an important contributor to our success on that side of the ball. This is an exciting day for Wink and his family, and also one for the Ravens."

SEASONS
RAVENS: 7TH
NFL: 14TH



2017 DEFENSIVE QUICK HITS

- ✓ *The Ravens produced NFL bests in INTs (22), takeaways (34) and shutouts (3 – the most in a season since the 2003 Patriots).*
- ✓ *Baltimore allowed 18.9 points per game, which ranked No. 6 in the league. It marked the seventh time during the John Harbaugh Era (2008-17) the Ravens produced a Top 10 scoring "D."*
- ✓ *The Ravens' defense ranked 12th overall (325.1 ypg), producing the NFL's 10th-best pass defense (213.8 ypg).*

SHUT 'EM DOWN

The Ravens have posted an NFL-high 13 shutouts since their 1996 inception, a mark that includes three opponent "blankings" this season. Baltimore is the fifth team – and first since 2003 (NE) – in the past 30 years to record at least three shutouts in a season.

MOST SHUTOUTS (Since 1996 / Ravens' Inception)		MOST SHUTOUTS IN A SEASON (Past 30 Years)	
Rk.	Team	Rk.	Team
1.	Baltimore Ravens13	1.	Baltimore (2000) 4
2.	San Francisco 49ers11	2.	Baltimore (2017) 3
	Seattle Seahawks11		New England (2003) 3
4.	New England Patriots . . .10		San Francisco (2001) 3
	Pittsburgh Steelers10		Washington (1991) 3

ALL-TIME RAVENS 'D' COORDINATORS

Don Martindale joins a long line of great Ravens defensive coordinators, four of whom have gone on to become NFL head coaches: Marvin Lewis (1996-2001), Mike Nolan (2002-04), Rex Ryan (2005-08) and Chuck Pagano (2011).

RAVENS ALL-TIME DEFENSIVE COORDINATORS

Don Martindale (2018)	Rex Ryan (2005-08)
Dean Pees (2012-17)*	Mike Nolan (2002-04)
Chuck Pagano (2011)	Marvin Lewis (1996-2001)*
Greg Mattison (2009-10)	* Super Bowl-winning DC

TOPS IN TURNOVER MARGIN IN 2017

The Ravens tallied the NFL's most INTs (22) in 2017. Baltimore also registered the NFL's most takeaways (34).

2017 NFL INTERCEPTIONS

1. Baltimore 22
2. Jacksonville 21
3. New Orleans 20

2017 TURNOVERS FORCED

1. Baltimore 34
2. Jacksonville 33
3. Detroit 32



Ravens 2017
Defensive
Passer Rating
No. 2 in NFL



Ravens 2017
Sacks
11th Most (tied)

RAVENS "D" UNDER HARBAUGH

Don Martindale leads a defensive unit that, during the **John Harbaugh Era** (2008-17), has been superb.

POINTS PER GAME ALLOWED

1. Pittsburgh 18.8
2. Baltimore 19.2
3. New England 19.3

TOUCHDOWNS ALLOWED

1. Baltimore 322
2. Pittsburgh 324
3. Seattle 335

TOTAL NET YARDS ALLOWED

1. Pittsburgh 307.0
2. Baltimore 317.7
3. NY Jets 318.4

OPPONENT PASSER RATING

1. Baltimore 79.2
2. Cincinnati 80.4
3. Buffalo 80.7

RUSHING YARDS ALLOWED

1. Pittsburgh 93.6
2. Baltimore 98.2
3. Min./NYJ 101.1

THIRD-DOWN DEFENSE

1. Houston 35.7
2. Denver 36.1
3. Baltimore 36.2

DEFENSIVE TOUCHDOWNS / 2017

Rk.	Team	D-TDs	INTs	FRs
1.	Jacksonville Jaguars	7	2	5
2.	Baltimore Ravens	5	3	2
	Detroit Lions	5	3	2
	Philadelphia Eagles	5	1	4


Ravens LB C.J. Mosley on Don "Wink" Martindale: "Wink' is a great players' coach. He'll always make sure to guide you in the right direction, and he cares more about what you do outside of football than what you do on the field. He wants to make sure you're doing the right thing at all times. He always wants the best for you. He always says, 'I treat you like my kids,' and I appreciate that. He's a great coach."



OZZIE NEWSOME / PERSONNEL NOTES

THE WIZARDRY OF OZ

SEASONS
RAVENS: 22
NFL: 40



Ozzie Newsome's legacy is unlike any the game has seen. Known throughout all of sports as a premier leader, Newsome is a Hall of Fame player, the architect of Baltimore's 2000 and 2012 Super Bowl championship teams and an elite personnel evaluator who became the NFL's first African American GM.

OZZIE NEWSOME CAREER SNAPSHOT

- NFL's first African American General Manager (promoted in 2002)
- Architect of Ravens 2000 & 2012 Super Bowl Championship Teams
- NFL Executive of the Year (2000)
- Pro Football Hall of Fame (class of 1999)
- State of Alabama Hall of Fame (class of 1995)
- National Football Foundation College Hall of Fame and NCAA Hall of Fame (class of 1994)
- 13-Year NFL Tight End with Cleveland Browns (1978-90)
- Three-Time Pro Bowler (1981, 1984-85)
- Four-Time Cleveland Touchdown Club Offensive Player of the Year
- Current Member of Two Major NFL Policy-Making Groups: Competition Committee and Player Care Foundation Board

FIRST-ROUND FINDS

Led by Ozzie Newsome, the Ravens have selected 24 players in the first round. These picks have earned 60 combined Pro Bowls, many All-Rookie honors, multiple Defensive Player of the Year Awards, two Super Bowl MVPs and two Hall of Fame enshrinements.

RAVENS ALL-TIME FIRST-ROUND DRAFT PICKS

Year	Name	Pick	Pro Bowls
1996	T Jonathan Ogden*~	4	11
1996	LB Ray Lewis* ++ ~-	26	13
1997	LB Peter Boulware*	4	4
1998	CB Duane Starks*	10	
1999	CB Chris McAlister*	10	3
2000	RB Jamal Lewis* =	5	1
2000	WR Travis Taylor	10	
2001	TE Todd Heap*	31	2
2002	S Ed Reed* +	24	9
2003	OLB Terrell Suggs* +	10	7
2003	QB Kyle Boller	19	
2005	WR Mark Clayton*	22	
2006	DT Haloti Ngata*	12	5
2007	G Ben Grubbs*	29	2
2008	QB Joe Flacco^ ~	18	
2009	T Michael Oher*	23	
2011	CB Jimmy Smith	27	
2013	S Matt Elam	32	
2014	LB C.J. Mosley*	17	3
2015	WR Breshad Perriman	26	
2016	T Ronnie Stanley	6	
2017	CB Marlon Humphrey	16	
2018	TE Hayden Hurst	25	
2018	QB Lamar Jackson	32	

* All-Rookie Team ^ Rookie of the Year (*NFL.com* Fan Vote)
 ~ Super Bowl MVP + Defensive Player of the Year Awards
 = Offensive Player of the Year Award - Pro Football Hall of Fame

HOMEGROWN PRO BOWLERS

Year Drafted (Rd.)	Name	Pro Bowls
1996 (1st)	LB Ray Lewis	13
1996 (1st)	T Jonathan Ogden	11
2002 (1st)	S Ed Reed	9
2003 (1st)	OLB Terrell Suggs	7
2007 (3rd)	G Marshal Yanda	6
2006 (1st)	DT Haloti Ngata	5
1997 (1st)	OLB Peter Boulware	4
1999 (1st)	CB Chris McAlister	3
2008 (2nd)	RB Ray Rice	3
2015 (RFA)	LS Morgan Cox #	2
2001 (1st)	TE Todd Heap	2
1996 (5th)	WR/RS Jermaine Lewis	2
2007 (4th)	FB Le'Ron McClain	2
2014 (1st)	LB C.J. Mosley	3
2000 (6th)	OLB Adalius Thomas	2
2012 (RFA)	K Justin Tucker #	2
2007 (1st)	G Ben Grubbs	1
2013 (4th)	FB Kyle Juszczyk	1
2006 (6th)	P Sam Koch	1
2000 (1st)	RB Jamal Lewis	1
2002 (RFA)	LB Bart Scott #	1

Undrafted rookie free agent **Bold** indicates 2017 Pro Bowler



HOMEGROWN
RAVENS PRO BOWL
PLAYERS



RAVENS
DRAFT PICKS
To Earn Pro Bowls



RAVENS
ROOKIE FREE AGENTS
To Earn Pro Bowls

Ozzie's First Two Draft Choices: Jonathan Ogden & Ray Lewis – Hall of Fame Legends

According to ESPN Stats & Info, with Ray Lewis' 2018 Hall of Fame selection, it marks the first time that two players (Ogden & Lewis in 1996) were drafted in the same round by the same team and reached the HOF in their first year of eligibility.

OZZIE NEWSOME / PERSONNEL NOTES

AN ELITE CLUB

The Ravens have won two Super Bowls during their 22-year history, doing so in 2000 and 2012. Baltimore is one of four franchises to win multiple World Championships since 2000.



MOST SUPER BOWL CHAMPIONSHIPS (Since 2000 Season)

Titles	Team	Seasons
5	New England Patriots	2001, '03-04, '14, '16
2	Baltimore Ravens	2000, '12
2	New York Giants	2007, '11
2	Pittsburgh Steelers	2005, '08

CONSISTENT CONTENDERS

The Ravens have earned 10 playoff berths in their history (2014, 2012, 2011, 2010, 2009, 2008, 2006, 2003, 2001 & 2000). Baltimore's 11 berths from 2000-17 rank fourth in the AFC and seventh overall in the NFL.

MOST NFL PLAYOFF BERTHS / 2000-17 / PAST 18 SEASONS

AFC	NFC
15 - New England	13 - Green Bay
13 - Indianapolis	11 - Philadelphia
12 - Pittsburgh	11 - Seattle
10 - Baltimore	

PLAYOFFS SINCE 2008

Baltimore is one of eight teams to earn a playoff berth in six of the past 10 full seasons. In each of those respective playoff years, the Ravens won at least one playoff game.

MOST PLAYOFF BERTHS / 2008-17 / PAST 10 SEASONS

Berths	Team	Seasons
9	New England Patriots	2009-17
8	Green Bay Packers	2009-16
7	Pittsburgh Steelers	2008, 2010-11, 2014-17
6	Baltimore Ravens	2008-12, 2014
6	Atlanta Falcons	2008, 2010-12, 2016-17
6	Cincinnati Bengals	2009, 2011-15
6	Indianapolis Colts	2008-10, 2012-14
6	Seattle Seahawks	2010, 2012-16

RAVENS "20/20" CLUB

The "20/20 Club" includes members of the team's personnel staff who started with the Ravens as young assistants and grew into evaluators with more input. The term "20/20" refers to hiring 20-year-olds for \$20,000. But according to **Ozzie Newsome**: "The guys actually started when they were a little older than 20 and for more than \$20,000, but that's what we call them."

RAVENS "20/20 CLUB" GRADUATES / CURRENT SCOUTS

Name	Joined Ravens	Current Title
George Kokinis (Cle.)	1991	Senior Personnel Assistant
Eric DeCosta	1996	Assistant General Manager
Joe Hortiz	1998	Director of College Scouting
Chad Alexander	1999	Asst. Dir. of Pro Personnel
Mark Azevedo	2005	Northeast Area Scout
David Blackburn	2007	West Area Scout
Andrew Raphael	2013	Southeast Area Scout
Brandon Berning	2015	Midwest/SW Area Scout
Joey Cleary	2015	College & Pro Scout

UNDRAFTED GEMS

Undrafted rookie free agents **LB Bam Bradley**, **CB Jaylen Hill**, **FB/DL Patrick Ricard** made the Ravens' 2017 Week 1 roster. Their statuses marked the 14th-straight season a RFA has made Baltimore's roster, tying for the NFL's second-longest active streak.

CONSECUTIVE SEASONS W/ ROOKIE FA ON WEEK 1 ROSTER (Current NFL Streaks)

Rk.	Team	Seasons
1.	Indianapolis Colts	18
2.	Baltimore Ravens	14
	Denver, New England	14

ROOKIE FREE AGENTS

The Ravens have a history of unearthing rookie free agent gems. On their final 2017 roster, the Ravens had nine such players who were originally signed by the team as undrafted players.

ORIGINAL RAVENS ROOKIE FA SIGNINGS / FINAL 2017 ROSTER

2010: LS Morgan Cox*	2016: G/C Matt Skura*
2012: K Justin Tucker*	2017: WR Quincy Adebayo
2014: T James Hurst*	2017: FB/DL Patrick Ricard
2016: LB Patrick Onwuasor*	2017: G Maurquice Shakir
2016: DT Michael Pierce*	* starter in 2017

RAVENS FIND SUCCESS IN EVERY ROUND

1st → Jonathan Ogden ('96), Ray Lewis ('96), Peter Boulware ('97), Chris McAlister ('99), Jamal Lewis ('00), Todd Heap ('01), Ed Reed ('02), Terrell Suggs ('03), Haloti Ngata ('06), Joe Flacco ('08), Jimmy Smith ('11), C.J. Mosley ('14), Ronnie Stanley ('16), Marlon Humphrey ('17)

2nd → Jamie Sharper ('97), Ray Rice ('08), Torrey Smith ('11), Courtney Upshaw ('12), Kelechi Osemele ('12), Timmy Jernigan ('14)

3rd → Casey Rabach ('01), Marshal Yanda ('07), Lardarius Webb ('09), Brandon Williams ('13), Crockett Gillmore ('14)

4th → Edwin Mulitalo ('99), Jarret Johnson ('03), Le'Ron McClain ('07), Dennis Pitta ('10), Kyle Juszczyk ('13), Alex Lewis ('16), Tavon Young ('16)

5th → Jermaine Lewis ('96), Dawan Landry ('06), Arthur Jones ('10), Pernell McPhee ('11), Rick Wagner ('13), Matthew Judon ('16)

6th → Adalius Thomas ('00), Chester Taylor ('02), Sam Koch ('06), Haruki Nakamura ('08), Tyrod Taylor ('11), Maurice Canady ('16)

7th → DeAngelo Tyson ('12), Michael Campanaro ('14)

RFA → Mike Flynn ('97), Priest Holmes ('97), Will Demps ('02), Bart Scott ('02), Ma'ake Kemoeatu ('02), Jameel McClain ('08), Dannell Ellerbe ('09), Morgan Cox ('10), Justin Tucker ('12), James Hurst ('14), Zach Orr ('14), Patrick Onwuasor ('16), Michael Pierce ('16), Matt Skura ('16)



IRONMEN & TURNOVER NOTES

NFL IRONMEN

Among active NFL players, Ravens **P Sam Koch** (192) & **CB Brandon Carr** (160) each rank third and second at their respective positions for current streaks of most consecutive games played. Koch's streak also ranks as the longest in Ravens history.

CONSECUTIVE GAMES PLAYED / CURRENT NFL STREAKS

PUNTERS		CORNERBACKS	
1. Shane Lechler (Hou.) . . . 254		1. William Gay (NYG) 176	
2. Donnie Jones (FA) 208		2. Brandon Carr (Bal.) . . . 160	
3. Sam Koch (Bal.) 192		3. Patrick Peterson (Ari.) . . 112	
4. Brett Kern (Ten.) 160		4. Justin Bethel (Atl.) 96	

CARR IS THE IRON HORSE

Ravens **CB Brandon Carr's** 160-consecutive *starts* rank as the NFL's longest active streak among defensive players, and it stands second overall among all NFL players entering 2018.

NFL CONSECUTIVE GAMES STARTED / CURRENT STREAKS

Rk.	Player	Games
1.	Philip Rivers (LAC)	192
2.	Brandon Carr (Bal.)	160
3.	Glover Quin (Det.)	132
4.	Matt Ryan (Atl.)	131
5.	Ryan Kerrigan (Was.)	112
	Patrick Peterson (Ari.)	112
	Matthew Stafford (Det.)	112

RAVENS IRONMEN

RAVENS CONSECUTIVE GAMES PLAYED / CURRENT STREAKS

Rk.	Player	Games
1.	Sam Koch	192
2.	Justin Tucker	96
3.	Anthony Levine Sr.	80

RAVENS CONSECUTIVE GAMES PLAYED / ALL-TIME STREAKS

Rk.	Player	Games	Years
1.	Sam Koch	192	2006-present
2.	Jarret Johnson	129	2003-11
3.	Joe Flacco	122	2008-2015
4.	Peter Boulware	111	1997-2003
5.	Matt Stover	110	2002-08

BALTIMORE RAVENS MOST ALL-TIME GAMES PLAYED

Rk.	Player	Games	Years
1.	Ray Lewis	228	1996-2012
2.	Terrell Suggs	213	2003-present
3.	Matt Stover	207	1996-2008
4.	Sam Koch	192	2006-present
5.	Jonathan Ogden	177	1996-2007
6.	Ed Reed	160	2002-12
7.	Joe Flacco	154	2008-present
8.	Marshal Yanda	146	2007-present
9.	Jarret Johnson	143	2003-11
10.	Chris McAlister	135	1999-2008
	Haloti Ngata	135	2006-14
12.	Kelly Gregg	134	2001-10
13.	Mike Flynn	133	1998-2007
	Todd Heap	133	2001-10

TURNOVER MARGIN SINCE 2008

Rk.	Team	Takeaways	Giveaways	Turnover Diff.
1.	New England	279	156	+123
2.	Green Bay	279	186	+93
3.	Kansas City	257	208	+49
4.	Baltimore*	266	220	+46
5.	Seattle	257	214	+43
6.	Carolina	281	244	+37
7.	Atlanta	247	212	+35
8.	San Francisco	247	213	+34

* Ravens (+17) ranked No. 1 in the NFL in 2017.

2017 TURNOVER DIFFERENTIAL

• In 2017, the Ravens' +17 turnover ratio ranked No. 1 in the NFL. Baltimore's 34 total takeaways (22 INTs & 12 FRs) also ranked No. 1 for the season.

• Baltimore's +14 turnover margin since Week 8 (final nine games) was the NFL's best mark (Chargers were second at +10).

• The Ravens' 22 interceptions ranked No. 1 in the NFL, with the Jaguars finishing second with 21.

• After registering a +4 turnover ratio in Week 1 at Cincy, the Ravens followed up that performance with a +3 outing vs. Cleveland. In each game, Baltimore produced 5 takeaways, marking the first time in franchise history the Ravens have boasted back-to-back games forcing 5 turnovers.

TURNOVER TABLE SINCE 2000

Year	TA/TO	Plus/Minus	Record
2017	34/17	+17	9-7
2016	28/23	+5	8-8
2015	14/28	-14	5-11
2014	22/20	+2	10-6
2013	24/29	-5	8-8
2012	25/16	+9	10-6
2011	26/24	+2	12-4
2010	27/20	+7	12-4
2009	32/22	+10	9-7
2008	34/21	+13	11-5
2007	23/40	-17	5-11
2006	40/23	+17	13-3
2005	26/36	-10	6-10
2004	34/23	+11	9-7
2003	41/38	+3	10-6
2002	31/32	-1	7-9
2001	28/36	-8	10-6
2000	49/26	+23	12-4
Total	538/474	+64	166-122

RAVENS ARE...

Since 2000, here are the Ravens' records in a game:

When turnover ratio is +2 or better 76-5

When turnover ratio is +1 or better 108-16

When turnover ratio is even 30-22

When turnover ratio is negative 27-82

Note: Since 2000, the Ravens own a 76-5 record when posting at least a +2 turnover margin in a game, with the only losses coming in 2010 (23-20 OT at NE), 2012 (24-23 at Phi.), 2014 (34-33 vs. SD) and twice in 2016 (27-23 at NYG & 30-23 at NE).



THAT M&T MAGIC



AT HOME UNDER HARBAUGH

Under **John Harbaugh** (since 2008) the Ravens own the NFL's third-best home winning pct. (.737), going 59-21 at M&T Bank Stadium.

NFL'S BEST REGULAR SEASON HOME RECORDS (John Harbaugh Era / Since 2008)

Rk.	Team	Record	Pct.
1.	New England Patriots	68-12	.850
2.	Green Bay Packers	59-20-1	.744
3.	Baltimore Ravens	59-21	.738
4.	Pittsburgh Steelers	58-22	.725
5.	New Orleans Saints	55-25	.688

RAVENS DOMINATE AT HOME

Simply put, the Ravens have been dominant at home since the day they arrived in Baltimore. Below are the Ravens' respective home records and corresponding NFL rankings during several periods.

RAVENS HOME RECORDS / NFL RANKINGS

Time Period (Milestone)	Record	NFL Rank
Since 2010 (Past Eight Seasons)	47-17	3 rd
Since 2008 (John Harbaugh's Arrival)	59-21	3
Since 2000 (First Super Bowl Season)	105-39	2
Since 1998 (M&T Bank Stadium Opened)	113-47	3
Since 1996 (Team's Inception)	120-55-1	5

AT HOME, RAVENS ARE...

- Under **John Harbaugh**, the Ravens are 15-2 in September home games. The Ravens have won 18 of their past 20 home games in the month of September.
- Under Harbaugh, the Ravens are 18-3 in November home games, producing the NFL's best record. The Ravens have won 16 of their past 18 home games during the month.
- The Ravens are 16-8 at home in the month of December under Harbaugh and 36-16 in such games during their history.
- Under coach Harbaugh, the Ravens are 21-9 in home games played against AFC North foes.
- Baltimore has won 16 of its last 22 home games vs. AFC North foes.
- Baltimore has won 19 of its last 23 home games vs. NFC teams.
- The Ravens are 12-3 at home all time against teams from the *West Coast* (Oak. – 5-1, SD – 3-1, SF – 2-0 and Sea. – 2-1).
- In the Ravens' history, Baltimore has hosted 18 games when the temperature was below 40 degrees. Impressively, the Ravens are 15-3 in these contests.

TOP "D" AT HOME

Baltimore has permitted an NFL-best 16.6 ppg at home during the **John Harbaugh** Era. Under "Harbs," the Ravens are 29-0 at home when allowing 10 points or fewer. In 18 of those games, the Ravens gave up no more than 7 points.

FEWEST POINTS/GAME ALLOWED AT HOME (Since 2008)

Rk.	Team	PPG
1.	Baltimore	16.6
2.	Seattle	18.1
3.	Pittsburgh	18.4

RAVENS DEFENSE AT HOME (SINCE 2008)



Points Per Game Allowed (NFL's Fewest)



Opponent Passer Rating (NFL's Best)



Yards Per Game Allowed (NFL's Best)

M&T BANK STADIUM FAST FACTS

✓ Dating back to 2008, the Ravens have outscored opponents 1,988 to 1,327 at home. In their 59 wins during this span, the margin of victory has been a strong 14.1 points per game.

✓ In 2017, the Ravens produced the NFL's No. 8 scoring defense at home, allowing 18.3 points per game.

QUITE THE HOME HISTORY

The Ravens' "D" has been stout at home for many seasons. Since 2003, Baltimore ranks first in fewest points allowed per game (16.4) among home teams. The Ravens have also registered the top mark in terms of fewest yards allowed per game (293.1).

BEST NFL DEFENSES AT HOME / SINCE 2003

TOTAL DEFENSE (Fewest Yards Allowed)	POINTS PER GAME (Fewest Allowed)
1. Baltimore 293.1	1. Baltimore 16.4
2. Pittsburgh 296.8	2. New England 17.1
3. NY Jets 306.3	3. Seattle 17.8
INTERCEPTIONS (Most in NFL)	SACKS (Most in NFL)
1. Baltimore 150	1. Minnesota 328
2. Cincinnati 146	2. Baltimore 320
Green Bay 146	3. Pittsburgh 312
4. New England 145	4. Seattle 310



ALL-TIME RESULTS / TRENDS

RAVENS ALL-TIME RECORDS

	<u>Overall Record</u>	<u>Home</u>	<u>Away</u>
Overall	190-161-1	120-55-1	70-106
In M&T Bank Stadium (since 1998)	113-47	113-47	n/a
Coached by Ted Marchibroda	16-31-1	11-12-1	5-19
Coached by Brian Billick	80-64	50-22	30-42
Coached by John Harbaugh	94-66	59-21	35-45
vs. AFC Teams	147-125	93-49	54-76
vs. AFC North	55-41	33-15	22-26
vs. AFC Central (1996-2001)	26-28	13-14	13-14
vs. AFC East	22-21	16-5	6-16
vs. AFC South	17-17	12-5	5-12
vs. AFC West	23-18	15-7	8-11
vs. NFC Teams	48-37-1	32-9-1	16-28
vs. NFC North	8-8	6-2	2-6
vs. NFC Central (1996-2001)	3-5	3-1	0-4
vs. NFC East	13-9-1	8-2-1	5-7
vs. NFC South	10-6	5-3	5-3
vs. NFC West	14-9	10-1	4-8
On Monday Night Football - ABC/ESPN	12-11	5-2	7-9
On NBC/ESPN - Sunday Night or Thursday Night	16-14	12-5	4-9
On NFL Network	7-2	5-0	2-2
In Overtime	12-11-1	7-4-1	5-7
Ravens Shutout Wins	13-0	6-0	7-0
In Season Openers	10-11	7-4	4-7
Indoors	6-15	n/a	6-15

Note: Baltimore has played in Houston's Reliant/NRG Stadium five times (3-2), Indy's Lucas Oil Stadium twice (0-2) and Dallas' Texas Stadium once (1-0). Three of those games at Reliant Stadium (12/13/10, 10/21/12 & 12/21/14) came when the roof was closed, meaning those games were "indoors," while the other games listed are considered "outdoors" due to open roofs.

In August	0-1	0-1	0-0
In September	45-29	29-7	16-22
In October	35-49	19-19	16-30
In November	55-38-1	33-12-1	22-26
In December	50-40	36-16	14-24
In January	5-4	3-0	2-4

RAVENS RESULTS WHEN...

<u>Team</u>	<u>Since 2000</u>	<u>Since 2008</u>	<u>2017</u>
Record	166-122	94-66	9-7
vs. AFC North (since 2002)	55-41	37-23	3-3
vs. AFC	125-92	71-49	7-5
vs. NFC	41-30	23-17	2-2
Home	105-39	59-21	5-3
Away	61-83	35-45	4-4
On grass	76-65	38-29	8-6
Artificial turf	90-57	56-37	1-1
Outdoors	161-110	88-58	9-6
Indoors	5-12	4-7	0-1
September	37-22	22-11	2-1
October	32-38	16-22	2-3
November	50-26	30-12	2-1
December	42-33	23-19	3-2
January	5-3	3-2	0-0
Leading at halftime	130-23	75-17	9-0
Trailing at halftime	27-86	14-44	0-7
Tied at halftime	9-13	5-5	0-0
Tied after 3 quarters	3-6	1-2	0-0
Leading after 3 quarters	141-17	83-15	9-1
Trailing after 3 quarters	23-98	10-52	0-6
Decided by 7 points or less	70-67	39-43	2-4
Decided by 3 points or less	39-38	23-24	0-3
When scoring first	116-35	70-20	8-1
When not scoring first	51-87	24-46	1-6
Positive or even turnover ratio	139-39	75-27	9-2
Negative turnover ratio	27-83	19-39	0-5
Winning penalty ratio	75-49	44-23	5-4
Losing penalty ratio	79-63	42-35	4-3
Overtime	9-9	6-6	0-1
When returning a KOR for a TD	5-3	5-2	0-1
When returning a PR for a TD	8-3	4-1	0-1

<u>Offense</u>	<u>Since 2000</u>	<u>Since 2008</u>	<u>2017</u>
Scoring 20 or more points	128-43	77-28	9-4
Scoring 30 or more points	55-7	35-5	3-1
Having 20 or more first downs	73-45	51-26	4-2
Totaling 350 or more net yards	74-38	49-23	3-1
At least 35 minutes time of poss.	41-7	21-5	2-0
Rushing for 150 or more yards	53-14	28-6	2-1
When not throwing an INT	92-20	54-13	6-1
With a 100-yard rusher	52-21	24-8	1-1
Without a 100-yard rusher	114-101	70-58	8-6
With a 100-yard receiver	37-22	24-15	2-0
Without a 100-yard receiver	129-100	70-51	7-7
With a 300-yard passer	21-18	18-13	0-0
Without a 300-yard passer	145-104	76-53	9-7

<u>Defense</u>	<u>Since 2000</u>	<u>Since 2008</u>	<u>2017</u>
When scoring a defensive TD	42-7	20-5	4-0
When returning an INT for a TD	33-3	15-2	2-0
When returning a fumble for a TD	9-4	5-3	2-0
Recording 3 or more sacks	90-37	44-23	6-3
Holding opp. under 250 net yards	48-6	32-6	3-0
Holding opp. under 21 points	133-35	77-14	9-0
Holding opp. under 15 points	104-15	56-6	5-0
Allowing a 100-yard rusher	17-27	10-16	0-3
Not allowing a 100-yard rusher	148-96	84-50	9-4
Allowing a 100-yard receiver	35-39	18-23	3-1
Not allowing a 100-yard receiver	132-82	76-43	6-6
Allowing a 300-yard passer	22-25	14-17	0-1
Not allowing a 300-yard passer	143-97	80-49	9-6

JOE FLACCO NOTES



THE FRANCHISE QUARTERBACK

5 FLACCO

11TH SEASON

SUPER BOWL
XLVII MVP

6-6, 245

QUARTERBACK

QB Joe Flacco is the Ravens' all-time leading passer in every major category. Flacco, who led Baltimore to a Super Bowl XLVII victory in 2012 (and earned game MVP honors), has completed 10 seasons as the Ravens' signal caller. In 2017, he connected on 64.1 percent of his passes for 3,141 yards, 18 TDs and 13 INTs.

RAVENS CAREER PASSING LEADERS

Rk.	Player	G	Att	Cmp	Pct	Yards	TDs	INTs	Rate
1.	Joe Flacco	154	5,291	3,267	61.7	35,780	200	130	84.1
2.	Kyle Boller	53	1,311	746	56.9	7,846	45	44	71.9
3.	V. Testaverde	29	1,019	596	58.5	7,148	51	34	82.8

PLAYOFF PERFECTION

Super Bowl XLVII MVP QB Joe Flacco was masterful during the Ravens' 2012 playoff run, completing 73 of 126 passes for 1,140 yards, 11 TDs and 0 INTs to produce a 117.2 passer rating. Flacco joined Hall of Fame QB Joe Montana (1989) as the only players to produce 11 TDs and 0 INTs during an NFL postseason.

JOE FLACCO STATISTICS / 2012 PLAYOFFS

Game (Opp./Rd.)	Cmp-Att	Pct.	Yards	TDs	INTs	Rate
1/06/13 vs. Ind. (WC)	12-23	52.2	282	2	0	125.6
1/12/13 at Den. (Div.)	18-34	52.9	331	3	0	116.2
1/20/13 at NE (AFC)	21-36	58.3	240	3	0	106.3
2/03/13 at SF (SB)	22-33	66.6	287	3	0	124.2
Totals (Record: 4-0)	73-126	57.9	1,140	11	0	117.2

FLACCO POSTSEASON QUICK HITS

- ✓ Flacco, Joe Montana (1989) and Kurt Warner (2008) are the only QBs in NFL history to throw 11 TDs in a single postseason. Neither Flacco nor Montana threw an INT.
- ✓ In the Ravens' last 10 playoff games (since the 2010 season), Flacco is 196-of-327 for 2,563 yards, 24 TDs and 4 INTs (104.1 rating). He has led the Ravens to a 7-3 record in these contests.
- ✓ In Baltimore's last six playoff games (5-1 record), Flacco has thrown 17 TDs and 2 INTs. Completing 119 of 200 passes for 1,691 yards, he owns a magnificent 111.1 QB rating.
- ✓ Flacco has thrown at least 2 TDs in eight-straight playoff games, marking the longest streak in NFL postseason history.

QUARTERBACK WINS

MOST TOTAL WINS BY QBs

(Includes Playoffs / Since 2008)

Rk.	Player	Record
1.	Tom Brady	123-38
2.	Ben Roethlisberger	104-53
3.	Aaron Rodgers	103-55
4.	Joe Flacco	102-67
5.	Drew Brees	101-67

MOST REGULAR SEASON WINS BY QBs

(First SEVEN Seasons / NFL History)

Rk.	Player	Wins
1.	Joe Flacco (2008-14)	72
2.	Tom Brady (2000-06)	70
3.	Ben Roethlisberger (2004-10)	69

MOST REGULAR SEASON WINS BY QBs

(First EIGHT Seasons / NFL History)

Rk.	Player	Wins
1.	Tom Brady (2000-07)	86
2.	Ben Roethlisberger (2004-11)	80
	Peyton Manning (1998-2005)	80
4.	Jim Kelly (1986-93)	76
5.	Joe Flacco (2008-15)	75

MOST REGULAR SEASON WINS BY QBs

(First NINE Seasons / NFL History)

Rk.	Player	Wins
1.	Peyton Manning (1998-2006)	92
2.	Tom Brady (2000-08)	87
	Ben Roethlisberger (2004-12)	87
4.	Matt Ryan (2008-16)	85
5.	Joe Flacco (2008-16)	83
	Jim Kelly (1986-94)	83

QB PLAYOFF VICTORIES

PLAYOFF WINS (ACTIVE QBs / SINCE 2008)

1.	Tom Brady	13
2.	Joe Flacco	10
3.	Aaron Rodgers	9
4.	Ben Roethlisberger	8
	Russell Wilson	8

ROAD PLAYOFF WINS (By QBs / NFL HISTORY)

1.	Joe Flacco	7
2.	E. Manning, A. Rodgers	5
	B. Roethlisberger	5
5.	L. Dawson, J. Delhomme	4
	M. Sanchez, R. Staubach	4

QB/HC DUOS

MOST REGULAR SEASON STARTS BY A QUARTERBACK / ENTIRE CAREER WITH SAME HEAD COACH (NFL History)

Rk.	Quarterback/Head Coach (Years)	Starts
1.	Tom Brady/Bill Belichick (2001-present)	251
2.	Terry Bradshaw/Chuck Knoll (1970-83)	158
3.	Joe Flacco/John Harbaugh (2008-present)	154



JOE FLACCO NOTES

JOE'S RAVENS PASSING RECORDS

300-YARD PASSING GAMES (Ravens Single Seasons)

Rk.	Player (Year)	Games
1.	Joe Flacco (2015)	5
	Joe Flacco (2014)	5
	Joe Flacco (2012)	5
	Vinny Testaverde (1996)	5
5.	Joe Flacco (2016, 2011)	4

300-YARD PASSING GAMES (Ravens Career History)

Rk.	Player (Year)	Games
1.	Joe Flacco (2008-17)	30
2.	Vinny Testaverde (1996-97)	8
3.	Steve McNair (2006-07)	2
	Jeff Blake (2002)	2
	Eric Zeier (1996-97)	2

MOST PASSES WITHOUT AN INT (Ravens History)

Rk.	Player (Year)	Passes
1.	Joe Flacco (2016)	176
2.	Eric Zeier (1997-98)	175
3.	Steve McNair (2006)	162
4.	Joe Flacco (2010)	137
5.	Joe Flacco (2014, 2012)	126

MORE RAVENS RECORDS

RAVENS SINGLE-GAME PASSING YARDS

Yards	Player	(Opp./Date)
429	Vinny Testaverde	vs. STL, 10/27/96
389	Joe Flacco	at STL, 9/25/11
385	Joe Flacco	at Min., 10/18/09
384	Joe Flacco	at Oak., 9/20/15
382	Joe Flacco	vs. NE, 9/23/12

RAVENS SINGLE-SEASON PASSING YARDS

Rk.	Player (Year)	Cmp-Att	Pct.	Yards	TD	INT	Rate
1.	Joe Flacco ('16)	436-672	64.9	4,317	20	15	83.5
2.	V. Testaverde ('96)	325-549	59.2	4,177	33	19	88.7
3.	Joe Flacco ('14)	344-554	62.0	3,986	27	12	91.0
4.	Joe Flacco ('13)	362-614	59.0	3,912	19	22	73.1
5.	Joe Flacco ('12)	317-531	59.7	3,817	22	10	87.7

QUARTERBACK IRONMAN

Prior to his knee injury in 2015, QB Joe Flacco made 122-straight regular season starts, the sixth-longest streak in NFL history.

MOST CONSECUTIVE STARTS / QUARTERBACKS / NFL HISTORY

Rk.	Player (Years)	Games
1.	Brett Favre (1992-2010)	297
2.	Eli Manning (2004-2017)	210
3.	Peyton Manning (1998-2011)	208
4.	Philip Rivers (2006-present)	192
5.	Matt Ryan (2009-present)	131
6.	Joe Flacco (2008-15)	122

RAVENS RECORD & FLACCO...

With 300 passing yards	18-12	vs. AFC North	35-22
With 3-or-more TD passes	13-3	vs. AFC	69-46
When not throwing an INT	54-14	vs. NFC	23-16
With at least 4 comps. 25+ yards	9-4	In September	22-11
With at least a 100 QB rating	40-6	In October	16-22
With at least a 110 QB rating	22-3	In November	29-12
When not sacked	18-6	In December/January	25-17
Playing in < 40 degree weather	12-8	In season's final four games	22-14



Passing Touchdowns
Since 2010,
12th in NFL



Passing Yards
Since 2010,
Ninth in NFL

GAME-WINNING DRIVES: 26 (24 REGULAR SEASON & 2 PLAYOFFS)

GAME-WINNING DRIVES IN FOURTH QUARTER OR OVERTIME (26 TOTAL)

Date/Opp.	Drive Length	Scoring Play	Time Left	Score
11/02/08 at Cle.	5 plays, 59 yards in 1:54	Stover 22-yard field goal	5:36	30-27
01/10/09 at Ten. (Div.)	9 plays, 51 yards in 3:30	Stover 43-yard field goal	0:53	13-10
09/13/09 vs. KC	8 plays, 74 yards in 3:15	Clayton 31-yard pass from Flacco	2:06	38-24
11/29/09 vs. Pit.	6 plays, 17 yards in 3:23	Cundiff 29-yard field goal	6:42 (OT)	20-17
09/26/10 vs. Cle.	10 plays, 69 yards in 5:41	Boldin 27-yard pass from Flacco	9:13	21-17
10/03/10 at Pit.	4 plays, 40 yards in 0:36	Houshmandzadeh 18-yard pass from Flacco	0:32	17-14
10/24/10 vs. Buf.	4 plays, 9 yards in 1:58	Cundiff 38-yard field goal	10:54 (OT)	37-34
12/19/10 vs. NO	5 plays, 66 yards in 1:31	Cundiff 32-yard field goal	10:03	27-24 (30-24 final)
10/30/11 vs. Ari.	5 plays, 37 yards in 0:52	Cundiff 25-yard field goal	0:00	30-27
11/06/11 at Pit.	13 plays, 92 yards in 2:16	T. Smith 26-yard pass from Flacco	0:08	23-20
11/24/11 vs. SF	16 plays, 76 yards in 7:34	Pitta 8-yard pass from Flacco	14:56	13-6 (16-6 final)
09/23/12 vs. NE	7 plays, 70 yards in 1:55	Tucker 27-yard field goal	0:00	31-30
11/04/12 at Cle.	9 plays, 81 yards in 4:22	T. Smith 19-yard pass from Flacco	4:26	22-15 (25-15 final)
11/25/12 at SD	12 plays, 40 yards in 3:09	Tucker 38-yard field goal	0:00	13-13
	12 plays, 69 yards in 3:49	Tucker 38-yard field goal	1:07 (OT)	16-13
01/12/13 at Den. (Div.)	3 plays, 77 yards in :38	J. Jones 70-yard pass from Flacco	0:31	35-35
	6 plays, 16 yards in 2:33	Tucker 47-yard field goal	13:18 (2OT)	38-35
10/06/13 at Mia.	7 plays, 34 yards in 2:25	Tucker 44-yard field goal	1:42	26-23
11/10/13 vs. Cin.	8 plays, 28 yards in 4:34	Tucker 46-yard field goal	5:27 (OT)	20-17
12/08/13 vs. Min.	5 plays, 80 yards in 0:41	M. Brown 9-yard pass from Flacco	0:04	29-26
12/16/13 at Det.	7 plays, 24 yards in 1:43	Tucker 61-yard field goal	0:38	18-16
09/21/14 at Cle.	6 plays, 37 yards in 1:58	Tucker 32-yard field goal	0:00	23-21
12/28/14 vs. Cle.	2 plays, 69 yards in :50	T. Smith 16-yard pass from Flacco	7:33	13-10 (20-10 final)
10/01/15 at Pit.	7 plays, 45 yards in :58	J. Tucker 42-yard field goal	0:03	20-20
	8 plays, 32 yards in 4:33	J. Tucker 52-yard field goal	5:08 (OT)	23-20
11/01/15 vs. SD	9 plays, 59 yards in 2:27	J. Tucker 39-yard field goal	0:00	29-26
11/22/15 vs. STL	5 plays, 12 yards in :54	J. Tucker 47-yard field goal	0:00	16-13
09/18/16 at Cle.	5 plays, 27 yards in 2:35	J. Tucker 49-yard field goal	11:19	22-20 (25-20 final)
09/25/16 at Jax.	8 plays, 22 yards in 1:57	J. Tucker 54-yard field goal	1:02	19-17

TERRELL SUGGS NOTES



55 SUGGS
16TH SEASON
7 PRO BOWLS
2011 NFL DPOY
6-3, 265
OUTSIDE LINEBACKER

SUGGS SIZZLES

OLB Terrell Suggs, the 2011 Defensive Player of the Year and Ravens' all-time sacks leader (125.5), produced a team-high 11 sacks (his seventh year with double-digit totals) during the 2017 campaign, earning his seventh Pro Bowl honor. "Sizzle" also ranks No. 2 in career Ravens tackles (907).

RAVENS ALL-TIME SACKS

Rk.	Player (Years)	Sacks
1.	Terrell Suggs (2003-17)	125.5
2.	Peter Boulware (1997-2005)	70.0
3.	Michael McCrary (1997-2002)	51.0
4.	Ray Lewis (1996-2012)	41.5
5.	Adalius Thomas (2000-06)	38.5

RAVENS ALL-TIME TACKLES

Rk.	Player (Years)	Tackles
1.	Ray Lewis (1996-2012)	2,643
2.	Terrell Suggs (2003-17)	907
3.	Kelly Gregg (2001-10)	721
4.	Ed Reed (2002-12)	661
5.	Haloti Ngata (2006-14)	528

*"It's a no-brainer. He's such a phenomenal football player and leader. Everything he brings to the game of football is special."
 – Ben Roethlisberger, Steelers QB, on if Terrell Suggs should be a Hall of Fame player*

SUGGS' STANDINGS

SUGGS' CAREER SACKS (Most vs. a Single Team)

1. Cleveland Browns 18
2. Pittsburgh Steelers 15
3. Cincinnati Bengals 12.5
4. Miami Dolphins 8.5

Note: Including playoffs, Suggs has totaled 20 sacks vs. Pittsburgh.

RAVENS SACKS LEADERS (2017 Season)

1. **Terrell Suggs** 11
2. Matthew Judon 8
3. Willie Henry 3.5
- Za'Darius Smith 3.5
5. Tyus Bowser 3
- Anthony Levine Sr. 3

RAVENS SACKS LEADERS (Single-Season Records)

1. Elvis Dumervil (2014) 17
2. Peter Boulware (2001) 15
3. Michael McCrary (1998) .. 14.5
4. **Terrell Suggs (2011)** 14
5. Trevor Pryce (2006) 13
6. **Terrell Suggs (2014, 2003)** .. 12

RAVENS FORCED FUMBLES (Career Leaders)

1. **Terrell Suggs** 36
2. Ray Lewis 20
3. Adalius Thomas 17
4. Peter Boulware 13
5. Ed Reed 11
6. Jarret Johnson 9

ACTIVE NFL SACK LEADERS

Entering 2018, **OLB Terrell Suggs'** 125.5 career sacks rank second among active players. Suggs had a team-, career- and AFC-high 14 sacks in 2011. He posted 10 QB drops during the 2013 campaign, 12 in 2014, 8 in 2016 and had 11 in 2017.

NFL SACKS LEADERS / ACTIVE PLAYERS

Rk.	Player	Sacks	Yards
1.	Julius Peppers (Car.)	154.5	934.5
2.	Terrell Suggs (Bal.)	125.5	893.5
3.	Cameron Wake (Mia.)	92.0	574.5
4.	Von Miller (Den.)	83.5	525.5
5.	Clay Matthews (GB)	80.0	506.0
6.	J.J. Watt (Hou.)	76.0	519.0
7.	Ryan Kerrigan (Was.)	71.5	498.0
8.	Calais Campbell (Jax.)	71.0	494.0
9.	Justin Houston (KC)	69.5	395.5
10.	Two Players	64.5	n/a

A PLAYOFF PERFORMER

OLB Terrell Suggs has posted 12.5 sacks in the playoffs, producing a mark that ranks third in all-time NFL postseason history.

NFL POSTSEASON SACKS LEADERS / ALL TIME

Rk.	Player	Sacks	Yards
1.	Willie McGinest	16.0	113.5
2.	Bruce Smith	14.5	109.5
3.	Terrell Suggs	12.5	79.0

VETERAN DEFENDERS

MOST REGULAR SEASON GAMES PLAYED (Active Defenders / Entering 2018)

Rk.	Player (Year Entered NFL)	Games
1.	DE Julius Peppers (2002)	250
2.	CB Terence Newman (2003)	221
3.	OLB Terrell Suggs (2003)	213

SUGGS FAST FACTS

- ✓ *The Ravens are 72-30 all time when Suggs records at least a half-sack and 20-1 when he tallies 2-or-more sacks.*
- ✓ *The Ravens are 5-0 when he posts 3 sacks.*
- ✓ *Suggs is the only active NFL player with 900 tackles, 100 sacks & 30 FFs.*

SUGGS A STRIP-SACK ARTIST

MOST CAREER STRIP-SACKS (Active Defenders / Entering 2018)

Rk.	Players	Strip-Sacks
1.	Julius Peppers (Car.)	37
2.	Terrell Suggs (Bal.)	30

Note: Suggs tallied 4 strip-sacks in 2017.



C.J. MOSLEY NOTES

MOSLEY MANS THE MIDDLE

NFL DEFENDERS W/ 450 TACKLES, 5 INTs & 5 SACKS
(Since 2014)

Player (Team)	Tackles	INTs	Sacks
Luke Kuechly (Car.)	498	9	7.5
C.J. Mosley (Bal.)	469	8	8.0



57 MOSLEY
5TH SEASON
3 PRO BOWLS
6-2, 250
INSIDE LINEBACKER

C.J.'s STOPS

LB C.J. Mosley, Baltimore's 2014 first-round draft pick and a three-time Pro Bowler (including in 2017), owns the NFL's fifth-most total tackles (469) over the past four seasons.

NFL'S TACKLE LEADERS (Since 2014)

Rk.	Player (Team)	Tackles
1.	Bobby Wagner (Sea.)	518
2.	Preston Brown (Buf.)	504
3.	Luke Kuechly (Car.)	498
4.	Lavonte David (TB)	481
5.	C.J. Mosley (Bal.)	469
6.	K.J. Wright (Sea.)	456
7.	Lawrence Timmons (FA)	449
8.	Telvin Smith (Jax.)	447
9.	Demario Davis (NO)	438
10.	Karlos Dansby (FA)	410

A TACKLE MACHINE

In 2017, three-time Pro Bowler LB C.J. Mosley ranked eighth in the NFL in total tackles (132). He tallied 11 TFL, 2 INTs (1 for a 63-yard TD), 1 sack, 3 FRs and 3 FFs to earn All-Star honors.

NFL'S TACKLES LEADERS / 2017 SEASON

Rk.	Player	Total Tackles	Solo
1.	Preston Brown (Buf.)	144	84
2.	Blake Martinez (GB)	142	94
	Joe Schobert (Cle.)	142	85
4.	Deion Jones (Atl.)	138	91
	Christian Kirksey (Cle.)	138	86
6.	Demario Davis (NYJ)	135	97
7.	Bobby Wagner (Sea.)	133	97
8.	C.J. Mosley (Bal.)	132	96

MOSLEY QUICK HITS

- ✓ In 2017, LB C.J. Mosley tallied 132 total tackles, 11 TFL, 2 INTs (1 for a 63-yard TD), 1 sack, 3 FRs and 3 FFs to earn his third Pro Bowl honor.
- ✓ Mosley was the NFL's only player with at least 125 tackles, 3 sacks and 2 INTs in 2014, when he finished second to DT Aaron Donald in the 2014 NFL Defensive Rookie of the Year voting.
- ✓ Mosley (2014), Daryl Smith (2013) & Ray Lewis (1998, 1999, 2000 & 2001) are the only Raven defenders to register at least 115 tackles, 3 sacks and 2 INTs in a single season.
- ✓ Mosley is the first-ever Ravens rookie to earn Pro Bowl honors (2014).

469

Total Tackles
NFL's 5th Most
Since 2014

132

Total Tackles
Ravens Most in 2017
(Eighth in NFL)

3

2017 NFL Defenders
w/ 120 tackles, 10 TFL, 2 INTs & 1 sack
(Mosley, Deion Jones & Bobby Wagner)

3

Pro Bowls
for Mosley in Just
Four Seasons

'BACKER THEFTS

LB C.J. Mosley has produced the NFL's second-most INTs by a linebacker (8) since he entered the NFL in 2014. Mosley had 2 thefts in 2017, including a 63-yard pick-6 in Week 8 vs. the Dolphins.

INTS / NFL LINEBACKERS (Since 2014)

1.	Luke Kuechly (Car.)	9
2.	C.J. Mosley (Bal.)	8
3.	Thomas Davis (Car.)	7
3.	Jordan Hicks (Phi.)	7
5.	Ryan Shazier (Pit.)	7
6.	Telvin Smith (Jax.)	7

INTS / RAVENS LINEBACKERS (All-Time Career Leaders)

1.	Ray Lewis	31
2.	C.J. Mosley	8
3.	Terrell Suggs	7
4.	Adalius Thomas	6
5.	Daryl Smith	5

INTS / RAVENS LINEBACKERS (Single-Season History)

1.	Ray Lewis (2003)	6
2.	C.J. Mosley (2016)	4
3.	Zachary Orr (2016)	3
	Ray Lewis (3 times)	3
	Daryl Smith (2013)	3



YANDA, B. WILLIAMS & JUDON NOTES

STANDING GUARD

73 YANDA
12TH SEASON
6 PRO BOWLS
6-3, 305
GUARD



G Marshal Yanda, who in Week 2 of 2017 sustained an ankle injury and missed the remainder of the season on Injured Reserve, owns six-career Pro Bowls, which stand fifth in Ravens history. Entering 2017, Yanda's six-straight All-Star nods ranked as the NFL's second-longest active streak among linemen (first by guards).

MOST PRO BOWLS (Ravens History)

LB Ray Lewis	13
T Jonathan Ogden	11
S Ed Reed	9
OLB Terrell Suggs	7
G Marshal Yanda	6

CONSECUTIVE PRO BOWLS NFL O-Linemen Streaks (Entering 2017 Season)

T Joe Thomas (Cle.)	10
G Marshal Yanda (Bal.)	6
T Trent Williams (Was.)	5
T Tyron Smith (Dal.)	4

*"Only the elite of the elite guards earn serious Hall of Fame consideration. Yanda belongs in that realm."
- Childs Walker, The Baltimore Sun*

PERENNIAL PRO BOWLER

- ✓ 2016 marked the sixth-straight Pro Bowl invitation for **G Marshal Yanda**, who was drafted (third round) by the Ravens in 2007.
- ✓ The 12-year veteran has played in 146 games (135 starts) during his career, ranking as the second-most games played among offensive linemen in Ravens history (Jonathan Ogden – 177).
- ✓ Prior to the 2015 campaign, Ravens' season ticket holders voted Yanda as one of the Top 10 players in the franchise's 20-year existence.

MOST PRO BOWL SELECTIONS (Active NFL Offensive Linemen / Entering 2018)

Rk.	Player (Team)	Pro Bowls
1.	T Jason Peters (Phi.)	9
2.	G Marshal Yanda (Bal.)	6
	C Maurkice Pouncey (Pit.)	6
	T Joe Staley (SF)	6
	T Trent Williams (Was.)	6

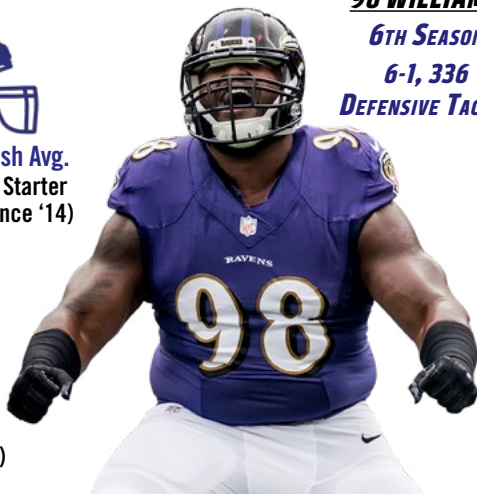
98 WILLIAMS
6TH SEASON
6-1, 336
DEFENSIVE TACKLE

3.86

Ravens Opp. Rush Avg.
w/ Williams as a Starter
(NFL's 5th best since '14)

3

Ravens 2017 Run "D"
Ranking Weeks 8-17
(84.8 Rush YPG Allowed)



WILLIAMS ANCHORS RUN "D"

DT Brandon Williams continued to be a powerful force in the trenches in 2017, even though he missed Weeks 3-6 (four games) with a toe injury. During that time, Baltimore struggled to stop the run. Over the final nine games, however, with Williams at full strength, the Ravens were stout battling opposing ground games.

RUSHING YPG ALLOWED (Weeks 8-17 / Last 9 Games)

1. Arizona Cardinals	77.0
2. Tennessee Titans	79.9
3. Baltimore Ravens	84.8
4. Philadelphia Eagles	88.7

10-YARD+ RUNS ALLOWED (Weeks 8-17 / Last 9 Games)

1. Minnesota Vikings	13
2. Arizona/Tennessee	16
4. New York Jets	17
5. Baltimore Ravens	18

1

AFC Def. POW Award
Week 11 vs. GB

8

Sacks in 2017
Second on the Team

17

Tackles for Loss
Most on the Team &
Tied for Fourth in NFL

99 JUDON
3RD SEASON
6-3, 261
OLB



ALL-AROUND DEFENDER

NFL DEFENDERS / 2017 SEASON

(w/ at Least 55 Tackles, 15 TFL, 5 Sacks, 2 FFs & 1 FR)

Defender	Tackles	TFL	Sacks	FFs	FRs
Matthew Judon (Bal.)	58	17	8.0	2	1
Jadeveon Clowney (Hou.)	59	21	9.5	2	2
Von Miller (Den.)	57	17	10.0	2	1

Note: Judon's 17 TFL rank fourth in a Ravens' single season since the stat began being tracked in 2008. The record is 20 set by OLB Terrell Suggs in 2011, while Suggs also had 19 (2008) & 18 (2010).



JEFFERSON, HUMPHREY & CARR NOTES



DROPPIN' FOR LOSS

23 JEFFERSON
6TH SEASON
5-11, 211
SAFETY

While with Arizona in 2016, **S Tony Jefferson's** 13 tackles for loss led all NFL defensive backs. The 13 TFL rank as the NFL's most by a DB in a season since the stat began being tracked in 2008. Since 2015, Jefferson leads the NFL in TFL by a DB, with 24 such stops, including 7 in his first year (2017) with the Ravens.

MOST TACKLES FOR LOSS / NFL DEFENSIVE BACKS / SINCE 2015

Rk.	Player	Tackles for Loss
1.	Tony Jefferson (Bal.)	24
2.	Tyrann Mathieu (Hou.)	20
3.	Reshad Jones (Mia.)	19
4.	Kenny Vaccaro (FA)	18

"No disrespect to any of the guys I've played with, but it's nice not to have to explain why I do certain things or why I'm doing this in this coverage. From Day One, [Jefferson] already had a feel for how I play and how to work off me. ... It frees me up a lot more mentally. I don't have to tell him after each play why I did this or, before the snap, say, 'Let's do this.' He already knows. That is just light years ahead of most guys I've played with. I've loved every guy I've played with, but he's just on another level."

– Eric Weddle, Ravens Safety



TACKLES FOR LOSS
Fifth (tied) Among
NFL Safeties in 2017



TACKLES FOR LOSS
Most Among NFL
Safeties since 2015



TOTAL TACKLES
Eighth (tied) Among NFL
DBs since 2015

JEFFERSON MAKES HIS MARK

MOST SINGLE-SEASON TACKLES FOR LOSS / NFL DBs / SINCE 2008

Rk.	Player	Year	Tackles for Loss
1.	Tony Jefferson (Ari.)	2016	13
2.	Antoine Winfield (Min.)	2008	12
3.	Six Players	n/a	11

29 HUMPHREY
2ND SEASON
6-0, 197
CORNERBACK



MARLON MAKES BIG DEBUT

49.6

Defensive passer rating in 2017 by **CB Marlon Humphrey**, who proved to be a promising defender during his rookie season. This figure ranked fourth-best in the NFL among CBs targeted at least 15 times.

2

Interceptions by Humphrey in 2017, part of the Ravens' NFL-high 22 picks on the season.

24 CARR
11TH SEASON
6-0, 210
CORNERBACK



12
Passes Defensed
Ravens Most in 2017

4
Interceptions
in 2017, tied (2011)
for a career
best

CARR A STEADY VETERAN

RAVENS INTERCEPTIONS (2017 Season)

Rk.	Player	INTs
1.	Eric Weddle	6
2.	Brandon Carr	4
3.	Jimmy Smith	3
4.	C.J. Mosley	2
	L. Webb, M. Humphrey	2

NFL INTERCEPTIONS (2017 Season)

Rk.	Team	INTs
1.	Baltimore	22
2.	Jacksonville	21
3.	New Orleans	20
4.	Detroit	19
	Philadelphia	19

Quick Hit: Brandon Carr's 12 PD ranked No. 1 on the team in 2017.



SAM KOCH NOTES

SOARING WITH SAM


Pro Bowl P **Sam Koch** owns a 45.2 career gross average and 39.5 career net, both marks that rank first in Ravens history. In 2014, Koch posted a career-high and Ravens franchise-record 47.4-yard gross and 43.3-yard net average.

CAREER GROSS PUNTING AVG. (Ravens History)

Rk.	Player	Avg.
1.	Sam Koch	45.2
2.	Greg Montgomery	43.2
3.	Dave Zastudil	41.6

CAREER NET PUNTING AVG. (Ravens History)

Rk.	Player	Avg.
1.	Sam Koch	39.5
2.	Greg Montgomery	37.2
3.	Kyle Richardson	35.4



4 KOCH
13TH SEASON
1 PRO BOWL
6-1, 222
PUNTER

KOCH DOMINATED

No punter in 2017 was more dominant at pinning opponents deep in their own territory than P **Sam Koch**.

PUNTS INSIDE 20

1.	Sam Koch	40
2.	Chris Jones	34
3.	Two Players	33

PUNTS INSIDE 10

1.	Sam Koch	16
2.	Marquette King	14
3.	Three Players	13

PUNTS INSIDE 5

1.	Andy Lee	6
2.	Sam Koch	5
	Three Others	5

"He is composed, he is resilient, and he's not easily rattled. People don't really expect it from a punter, but I definitely think Sam Koch carries that special Raven persona."

— Terrell Suggs, Ravens Outside Linebacker

SAM IN THE 20

P **Sam Koch** is the Ravens' all-time leader in punts inside the 20 (357). In 2017, he posted a franchise-record 40 boots inside the 20, which ranked as the NFL's most.

* In 2017, Koch's 40 punts inside the 20 ranked No. 1 in the NFL.

PUNTS INSIDE THE 20 (Ravens All-Time History)

Rk.	Player	In 20
1.	Sam Koch	357
2.	Kyle Richardson	128
3.	Dave Zastudil	89

PUNTS INSIDE THE 20 (Ravens Single Seasons)

Rk.	Player (Year)	In 20
1.	Sam Koch (2017)*	40
2.	Sam Koch (2010)	39
	Kyle Richardson (1999)	39

RAVENS IRONMAN

RAVENS CONSECUTIVE GAMES PLAYED / ALL-TIME STREAKS

Rk.	Player	Games	Years
1.	Sam Koch	192	2006-present
2.	Jarret Johnson	129	2003-11
3.	Joe Flacco	122	2008-15

BALTIMORE RAVENS MOST ALL-TIME GAMES PLAYED

Rk.	Player	Games	Years
1.	Ray Lewis	228	1996-2012
2.	Terrell Suggs	212	2003-present
3.	Matt Stover	207	1996-2008
4.	Sam Koch	192	2006-present
5.	Jonathan Ogden	177	1996-2007

PINNING 'EM DEEP

Dating back to 2006, when he entered the NFL, P **Sam Koch**'s 357 punts inside the 20 rank second in the NFL.

NFL PUNTS INSIDE THE 20 / SINCE 2006

Rk.	Player	In 20
1.	Dustin Colquitt (KC)	393
2.	Sam Koch (Bal.)	357
3.	Andy Lee (Ari.)	332

In 2017, Koch twice earned AFC Special Teams Player of the Week honors (Week 12 vs. Hou. & Week 15 at Cle.). He is the first punter to win multiple POW awards in a single season since Buffalo's Brian Moorman in 2006.

PRO BOWL PUNTER




In his 10th season (2015), P **Sam Koch** was finally named to his first Pro Bowl, as the standout punter's net average (42.9) ranked No. 2 in the NFL, while his gross average (46.7) was ninth. Koch also dominated the league in 2014, producing the No. 1 net (43.3) and No. 3 gross (47.4) averages.

NOTE THE QUOTE

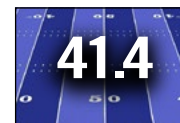
ESPN.com's Kevin Seifert on Sam Koch's arsenal of punts:

"Some are designed to hook toward the sideline with maximum hang time. Others use an intentionally low trajectory to aid coverage teams. He has a knuckler and one kick that drops, from the returner's perspective, roughly in the shape of the letter 'S.' He's debuted a "boomerang" punt that does just what you would imagine it might. Most, but not all, of these punts are intended to discourage a clean catch and minimize the return.

"It's not unusual for NFL punters to develop a "changeup" of sorts, but no one has ever had multiple options at the ready. ... The NFL changes every day, but there are only a few moments in each generation when it transforms. This is one of them. In plain sight, Sam Koch and the Ravens have introduced a new way to punt."



Punts In 20
NFL's Fourth Most Since 2014



Net Punt Average
NFL's Fourth Best Since 2014



Gross Punt Average
NFL's 13th Best Since 2014



JUSTIN TUCKER NOTES

TUCKER THE ALL-TIME BEST

K Justin Tucker is the NFL's most accurate kicker of all time, hitting on 202 of 224 FGAs to produce a 90.2 success rate. In 2017, he made 34 of 37 attempts (including 19 straight to close the year). His lone misses came from 58, 62 and 46 (blocked) yards.

BEST CAREER FIELD GOAL PERCENTAGE (NFL History / Min. 100 Att.)

Rk.	Player	FGM-FGA	Pct.
1.	Justin Tucker	202-224	90.2
2.	Dan Bailey	186-211	88.2
3.	Stephen Gostkowski	340-388	87.6
4.	Stephen Hauschka	220-252	87.3
5.	Robbie Gould	325-374	86.9



9 TUCKER
7TH SEASON
2 PRO BOWLS
6-1, 183
KICKER

In 2017's Week 16 win vs. the Colts, Tucker (then 802 points) became the fastest pure kicker in league history to reach the 800 milestone, doing so in his 95th game. Of overall players, only Gino Cappelletti (a WR/PK combo from 1960-70) did it faster (93 games).

TUCKER'S CAREER STATS

Year	1-19	20-29	30-39	40-49	50+	Total	Pct.	LG	PAT	Pts
2012	0-0	8-8	8-8	10-13	4-4	30-33	90.9	56	42-42	132
2013	0-0	10-10	12-13	10-11	6-7	38-41	92.7	61	26-26	140
2014	0-0	10-10	11-11	4-4	4-9	29-34	85.3	55	42-42	129
2015	0-0	10-10	9-9	10-11	4-10	33-40	82.5	52	29-29	128
2016	0-0	4-4	10-11	14-14	10-10	38-39	97.4	57	27-27	141
2017	0-0	7-7	11-11	11-12	5-7	34-37	91.9	57	39-39	141
Totals	0-0	49-49	61-63	59-65	33-47	202-224	90.2	61	205-205	811



FGs Made
NFL's Most
Since 2012



Points Scored
NFL's Second
Most Since 2012



Career FG Pct.
Best Mark
in NFL History



40-Plus-Yard FGs
NFL's Most
Since 2012



50-Plus-Yard FGs
NFL's Most
Since 2012

PERHAPS THE BEST YEAR EVER

In 2016, All-Pro **K Justin Tucker** connected on 38 of 39 FGAs (lone miss was a block), posting the fifth-best percentage in NFL single-season history. In addition to making 35-straight FGs at one point (tied for fifth-best streak ever), here are several facts about his remarkable season, which is arguably the best ever by a kicker:

- ✓ Tucker's 38 FGs made ranked No. 1 in the NFL. He was also 27-of-27 on PATs. An NFL single-season record 24 of Tucker's 38 FGs made in 2016 came from 40 yards or beyond.
- ✓ Tucker's 10 FGs of 50-plus yards are a Ravens' single-season record. They tie (Blair Walsh, 2012) for the most in NFL history. (Tucker was a perfect 10-for-10 from 50 yards and out during the 2016 season.)
- ✓ Tucker's 141 points ranked second in the league only behind Atlanta's Matt Bryant (158).
- ✓ In Week 12 vs. Cincy, Tucker became just the ninth kicker in league history to make 3 FGs of 50-plus yards in a single game (52, 57 & 54). He is also the first kicker in NFL history to make 3 FGs of 50-plus yards in the first half of a game. (These feats earned him AFC ST POW honors.)

BEST FG PERCENTAGE / NFL SINGLE-SEASON HISTORY

Rk.	Player (Team)	FGM-FGA	Pct.
1.	Gary Anderson (1998)	35-35	100.0
	Mike Vanderjagt (2003)	37-37	100.0
	Jeff Wilkins (2000)	17-17	100.0
	Tony Zendejas (1991)	17-17	100.0
5.	Justin Tucker (2016)	38-39	97.4

TUCKER TIDBITS

- ✓ Since PATs were moved back in 2015, Tucker (95-of-95) is the only NFL kicker yet to miss.
- ✓ Tucker is a four-time AFC Special Teams Player of the Month, which ranks one more than legends S Ed Reed & K Matt Stover for the most POM awards in Ravens history. (Tucker has also earned seven AFC Special Teams Player of the Week honors.) "Tuck" earned his fourth POM award in Nov. 2017, going 8-for-8 on FGAs and 6-for-6 on PATs.
- ✓ Tucker's 6 FGs on 12/16/13 at Det. set a team record and a single-game NFL high in 2013. Against the Lions, he became the first NFL kicker ever to connect from the 20-, 30-, 40-, 50- & 60-yard range in a game.
- ✓ Tucker's 93.7 career FG% when kicking on grass (104-of-111) ranks as the NFL's best of all time.
- ✓ Tucker's 92.5 career FG% (98-of-106) in the second half/overtime ranks as the NFL's best second half/OT mark of all time.



JUSTIN TUCKER & ERIC WEDDLE NOTES

TUCK'S CHART TALK

MOST FIELD GOALS MADE / SINCE 2012

Rk.	Player (Team)	FGM
1.	Justin Tucker (Bal.)	202
2.	Stephen Gostkowski (NE)	199
3.	Stephen Hauschka (Buf.)	179
4.	Adam Vinatieri (Ind.)	172
5.	Matt Bryant (Atl.)	168

MOST NFL POINTS / SINCE 2012

Rk.	Player (Team)	Points
1.	Stephen Gostkowski (NE)	901
2.	Justin Tucker (Bal.)	811
3.	Stephen Hauschka (Buf.)	766
4.	Matt Bryant (Atl.)	744
5.	Adam Vinatieri (Ind.)	735

CONSECUTIVE FIELD GOALS MADE (All-Time NFL Streaks)

Rk.	Kicker (Years)	FGs Made
1.	Adam Vinatieri (2015-16)	44
2.	Mike Vanderjagt (2002-04)	42
3.	Gary Anderson (1997-98)	40
4.	Matt Stover (2005-06)	36
5.	Justin Tucker (2015-16) Adam Vinatieri (2013-14)	35

BEST NFL FIELD GOAL PERCENTAGE (2016 Season)

Rk.	Player (Team)	FGM-FGA	Pct.
1.	Justin Tucker (Bal.)	38-39	97.4
2.	Matt Bryant (Atl.)	34-37	91.9
3.	Ryan Succop (Ten.)	22-24	91.7
4.	Stephen Hauschka (Sea.)	33-37	89.2
5.	Cairo Santos (KC)	31-35	88.6
6.	Two Players	27-31	87.1

BEST FIELD GOAL PERCENTAGE / ROOKIES (NFL History)

Rk.	Player (Year)	FGM-FGA	Pct.
1.	Blair Walsh (2012)	35-38	92.1
2.	Justin Tucker (2012)	30-33	90.9
3.	Harrison Butker (2017)	38-42	90.5
4.	Cody Parkey (2014)	32-36	88.9
	Alex Henery (2011)	24-27	88.9
5.	Chandler Catanzaro (2014)	29-33	87.9

BEST FIELD GOAL PERCENTAGE (Ravens Single-Season History)

Rk.	Player (Year)	FGM-FGA	Pct.
1.	Justin Tucker (2016)	38-39	97.4
2.	Matt Stover (2006)	28-30	93.3
3.	Justin Tucker (2013)	38-41	92.7
4.	Justin Tucker (2017)	34-37	91.9
5.	Justin Tucker (2012)	30-33	90.9

(min. 16 att.)

TUCKER'S GAME-WINNERS

12

Career game-winning FGs by K Justin Tucker:

- 2016: Week 3 at Jax., 53 yards
- 2016: Week 2 at Cle., 49 yards
- 2015: Week 11 vs. STL, 47 yards
- 2015: Week 8 vs. SD, 39 yards
- 2015: Week 4 at Pit., 52 yards OT
- 2014: Week 3 at Cle., 32 yards
- 2013: Week 15 at Det., 61 yards
- 2013: Week 10 vs. Cin., 46 yards OT
- 2013: Week 5 at Mia., 44 yards
- 2012: Div. at Den., 47 yards 2OT
- 2012: Week 12 at SD, 38 yards OT
- 2012: Week 3 vs. NE, 27 yards

"He's very valuable. I'm a Justin Tucker guy, along with Morgan [Cox, snapper] and Sam [Koch, holder]. It's a team effort in there with the protection, and those guys do a good job. But when it's all said and done, the kicker is key. He's the guy that's going to knock it through the uprights, and there's nobody better than Justin Tucker."

– John Harbaugh, Ravens Head Coach

THE SECONDARY'S SERGEANT

A five-time Pro Bowler (including two as a Raven), **S Eric Weddle's** 29-career INTs rank second among active safeties. In his first year (2016) as a Raven, he produced a team-high 4 picks (tied, C.J. Mosley) and 89 tackles. In 2017, he posted 6 INTs (including 1 "pick-6"), ranking as a team best and tying (A.J. Bouye) for third overall in the NFL.

NFL INTERCEPTIONS LEADERS / ACTIVE NFL SAFETIES

Rk.	Player (Team)	INTs	Yards	TDs
1.	Reggie Nelson (Oak.)	36	486	1
2.	Eric Weddle (Bal.)	29	467	4
3.	Mike Adams (Car.)	27	326	2
4.	Earl Thomas (Sea.)	25	392	2

32 WEDDLE
12TH SEASON
5 PRO BOWLS
5-11, 200
SAFETY



INTERCEPTIONS LEADERS / SAFETIES / SINCE 2016

Rk.	Player (Team)	INTs	Yards	TDs
1.	Eric Weddle (Bal.)	10	177	1
2.	Kevin Byard (Ten.)	8	130	0
	Ha Ha Clinton-Dix (GB)	8	80	0
	Micah Hyde (Buf.)	8	75	0
5.	Three Players	7	n/a	n/a



1
Active NFL Safety
(Weddle) w/ at least
900 tackles, 25 INTs & 5 sacks



2
Active NFL Safeties
(Weddle & Reggie Nelson)
w/ 25 INTs & 85 PD



6
INTs in 2017
Ranked Third in NFL
(tied, A.J. Bouye)

Weddle earned his first-ever AFC Defensive Player of the Week honor for his performance in 2017's Week 13 win over Detroit. In the game, he tallied 3 tackles, 1 strip-sack and a 45-yard interception return for a touchdown, leading the Ravens to a 44-20 victory.



RAVENS IN OUR COMMUNITY

AMERICA'S VETDOGS

In continued support of our military, the Ravens have sponsored a VetDog, aptly naming her Raven, through *America's VetDogs - Veteran's K-9 Corps*. Raven's sponsorship includes support for her room and board, training and any other necessities for her success. America's VetDogs was created to provide enhanced mobility and renewed independence to veterans, active-duty service members and first responders with disabilities. Their mission is to help the men and women who have honorably served our country by matching them with a service dog who will support their daily activities, as well as provide motivation to tackle every day challenges. Making a special appearance during the dual practice with the L.A. Rams, Raven, the five-month old Black Labrador Retriever, continued her training through interaction with fans, players and coaches. As she continues through intensive behavioral and physical training, Raven will be placed as either a guide, service, seizure response, hearing or PTSD companion.



LB Kamalei Correa



DT Carl Davis

PLAY 60 GRANT

The Ravens Foundation, Inc. recently awarded \$100,000 in grants to 26 nonprofit organizations around the Baltimore area. Providing up to \$5,000 in financial support to each nonprofit, the Ravens' Play 60 Grant continues to provide for both new and expanding programs that promote physical fitness and/or nutrition education among youth. Since 2006, the Ravens Foundation has provided over \$1.2 million towards supporting the fitness and education of youth around the Baltimore area. This year, the Play 60 Grant helped fund a multitude of projects, including interscholastic athletic programs for students with disabilities, such as the **Maryland School for the Blind** (pictured below), running clubs, boxing training and after-school mentorship programs. Committed to improving, encouraging and enabling the healthy development of youth in Baltimore and throughout the state of Maryland, the Ravens Foundation provides more than \$500,000 annually in grant funding to local nonprofits.



2018 RAVENS SCHOLARS

For the ninth-consecutive year, five outstanding area high school seniors were awarded a \$5,000 renewable scholarship (\$20,000 over four years to each scholar). Ravens Scholars are chosen based on their remarkable academic achievement, extra-curricular participation and community service. The scholarship, funded by the Ravens Foundation, Inc., enables local youth to continue their education at the collegiate level. Having a long-standing history of service to local communities, the Ravens, once again, partnered with CollegeBound Foundation to encourage and promote the education of the fans who support them. After receiving a record-breaking 240 applications, the scholarship committee selected the following students to receive the 2018 Ravens Scholarship: **Adonijah Bourne, Clarity Love, Victoria Able and Kyra Davis** (seen below) and **Ashely Pena** (not pictured). The scholars were honored on field during the Ravens' first preseason game against the Los Angeles Rams on Aug. 9.



ALPHABETICAL ROSTER

As of Aug. 13

No.	Name	Pos.	Ht.	Wt.	Birthdate	Exp.	College	Hometown
16	Adeboyejo, Quincy (PUP)	WR	6-3	200	5/26/95	1	Mississippi	Cedar Hill, TX
37	Allen, Javorius	RB	6-0	218	8/27/91	4	Southern California	Miccosukee, FL
89	Andrews, Mark	TE	6-4	256	9/6/95	R	Oklahoma	Scottsdale, AZ
28	Averett, Anthony	CB	5-11	178	11/30/94	R	Alabama	Woodbury, NJ
49	Board, Chris	LB	6-2	229	7/23/95	R	North Dakota State	Orlando, FL
54	Bowser, Tyus	OLB	6-3	242	5/23/95	2	Houston	Tyler, TX
86	Boyle, Nick	TE	6-4	270	2/17/93	4	Delaware	Sussex, NJ
77	Bozeman, Bradley	C	6-3	317	11/24/94	R	Alabama	Roanoke, AL
53	Bradley, Bam (PUP)	ILB	5-11	232	6/26/94	2	Pittsburgh	Trotwood, OH
78	Brown Jr., Orlando	T	6-8	345	5/2/96	R	Oklahoma	Baltimore, MD
13	Brown, John	WR	5-11	178	4/3/90	5	Pittsburg State	Homestead, FL
26	Canady, Maurice	CB	6-1	193	5/26/94	3	Virginia	Richmond, VA
24	Carr, Brandon	CB	6-0	210	5/19/86	11	Grand Valley State	Flint, MI
36	Clark, Chuck	S	6-0	205	4/19/95	2	Virginia Tech	Suffolk, VA
34	Collins, Alex	RB	5-10	208	8/26/94	3	Arkansas	Ft. Lauderdale, FL
51	Correa, Kamalei	LB	6-3	249	4/27/94	3	Boise State	Honolulu, HI
46	Cox, Morgan	LS	6-4	235	4/26/86	9	Tennessee	Collierville, TN
15	Crabtree, Michael	WR	6-1	215	9/14/87	10	Texas Tech	Dallas, TX
60	Crecelius, Randin	G	6-5	300	8/5/96	R	Portland State	Lake Stevens, WA
94	Davis, Carl	DT	6-5	321	3/2/92	4	Iowa	Detroit, MI
30	Dixon, Kenneth	RB	5-10	228	1/21/94	3	Louisiana Tech	Strong, AR
70	Donnal, Andrew	G/T	6-6	305	3/3/92	4	Iowa	Monclova, OH
35	Edwards, Gus	RB	6-1	238	4/13/95	R	Rutgers	Staten Island, NY
21	Elliott, DeShon	S	6-0	210	4/21/97	R	Texas	Dallas, TX
71	Eluemunor, Jermaine	G/T	6-4	335	12/13/94	2	Texas A&M	London, England
63	Evans, Justin	G	6-5	310	8/19/95	R	South Carolina State	Florence, SC
45	Ezeala, Christopher (IPP)	FB	5-11	248	9/19/95	R	German Football League	Munich, Germany
5	Flacco, Joe	QB	6-6	245	1/16/85	11	Delaware	Audubon, NJ
84	Grant, Janarion	WR/RS	5-10	173	11/20/93	R	Rutgers	Tribby, FL
3	Griffin III, Robert	QB	6-2	213	2/12/90	6	Baylor	Copperas Cove, TX
69	Henry, Willie	DT	6-3	291	3/20/94	3	Michigan	Cleveland, OH
43	Hill, Jaylen (PUP)	CB	5-10	175	5/26/94	2	Jacksonville State	Marietta, GA
29	Humphrey, Marlon	CB	6-0	197	7/8/96	2	Alabama	Hoover, AL
59	Humphrey, Myles	DE/LB	6-3	238	9/7/95	R	Shepherd	Upper Marlboro, MD
81	Hurst, Hayden	TE	6-4	245	8/24/93	R	South Carolina	Jacksonville, FL
74	Hurst, James	G/T	6-5	310	12/17/91	5	North Carolina	Plainfield, IN
39	Jackson, Bennett	DB	6-0	192	9/16/91	2	Notre Dame	Hazlet, NJ
8	Jackson, Lamar	QB	6-2	212	1/7/97	R	Louisville	Pompano Beach, FL
38	Jean-Baptiste, Stanley	CB	6-3	216	4/12/90	3	Nebraska	Miami, FL
23	Jefferson, Tony	S	5-11	211	1/27/92	6	Oklahoma	Chula Vista, CA
58	Jones, Alvin	ILB	5-10	231	12/2/94	R	UTEP	El Paso, TX
99	Judon, Matthew	OLB	6-3	261	8/15/92	3	Grand Valley State	West Bloomfield, MI
92	Kaufusi, Bronson	DE	6-6	275	7/6/91	3	BYU	Provo, UT
82	Keizer, Nick	TE	6-4	251	5/2/95	R	Grand Valley State	Portage, MI
4	Koch, Sam	P	6-1	222	8/13/82	13	Nebraska	Seward, NE
91	LaCouture, Christian	DE	6-4	290	9/4/94	R	Louisiana State	Lincoln, NE
17	Lasley, Jordan	WR/RS	6-1	213	11/13/96	R	UCLA	Compton, CA
61	Lee, Cameron	G	6-5	312	12/28/93	1	Illinois State	Danville, IL
41	Levine Sr., Anthony	DB/LB	5-11	207	3/27/87	7	Tennessee State	Abbeville, LA
18	Levrone, Andre	WR	6-2	222	3/9/95	R	Virginia	Laurel, MD
72	Lewis, Alex	G/T	6-6	305	4/21/92	3	Nebraska	Tempe, AZ
88	Mayle, Vince	TE/WR	6-2	247	6/12/91	3	Washington State	Sacramento, CA
50	McClellan, Albert	LB	6-2	235	6/4/86	8	Marshall	Lakeland, FL
10	Moore, Chris	WR/RS	6-1	200	6/16/93	3	Cincinnati	Tampa, FL
57	Mosley, C.J.	ILB	6-2	250	6/19/92	5	Alabama	Mobile, AL
31	Nacua, Kai	DB	6-0	211	3/3/95	2	BYU	Henderson, NV
48	Onwuasor, Patrick	ILB	6-0	227	8/22/92	3	Portland State	Inglewood, CA
11	Perriman, Breshad	WR	6-2	215	9/10/93	4	Central Florida	Lithonia, GA
97	Pierce, Michael	DT	6-0	340	11/6/92	3	Samford	Daphne, AL
33	Porter, Jackson	CB	6-1	193	1/26/95	R	Massachusetts	Ellicott City, MD
85	Posey, DeVier	WR	6-1	214	3/15/90	3	Ohio State	Cincinnati, OH
42	Ricard, Patrick	FB/DL	6-3	311	5/27/94	2	Maine	Spencer, MA
12	Scott, Jaleel	WR	6-5	210	2/23/95	R	New Mexico State	Rock Hill, SC
64	Senat, Greg	T	6-6	305	9/8/94	R	Wagner	Elmont, NY
76	Shakir, Maurquice	G	6-4	326	10/14/93	2	Middle Tennessee State	Los Angeles, CA
67	Sieg, Trent	LS	6-3	240	5/19/95	R	Colorado State	Eaton, CO
95	Sieler, Zach	DT	6-6	290	9/7/95	R	Ferris State	Pinckney, MI
65	Siragusa, Nico	G	6-4	330	5/10/94	2	San Diego State	San Diego, CA
68	Skura, Matt	G/C	6-3	313	2/17/93	2	Duke	Columbus, OH
22	Smith, Jimmy	CB	6-2	210	7/26/88	8	Colorado	Colton, CA
90	Smith, Za'Darius	OLB	6-4	272	9/8/92	4	Kentucky	Greenville, AL
83	Snead IV, Willie	WR	5-11	205	10/17/92	4	Ball State	Muskegon (MI)
79	Stanley, Ronnie	T	6-6	315	3/18/94	3	Notre Dame	Las Vegas, NV
55	Suggs, Terrell	OLB	6-3	265	10/11/82	16	Arizona State	Chandler, AZ
44	Thompson, Mark	RB	6-1	235	12/9/94	R	Florida	Cheltenham, PA
9	Tucker, Justin	K	6-1	183	11/21/89	7	Texas	Austin, TX
47	Turner, De'Lance	RB	5-11	214	8/23/95	R	Alcorn State	McClain, MS
96	Urban, Brent	DE	6-7	300	5/5/91	5	Virginia	Mississauga, ON, CAN
6	Vedvik, Kaare	P/K	6-3	210	3/16/94	R	Marshall	Stavanger, Norway
80	Waller, Darren	TE	6-6	255	9/13/92	3	Georgia Tech	Kennesaw, GA
32	Weddle, Eric	S	5-11	195	1/4/85	12	Utah	Alta Loma, CA
14	White, Tim	WR/RS	5-10	175	7/15/94	2	Arizona State	Los Angeles, CA
98	Williams, Brandon	DT	6-1	336	2/21/89	6	Missouri Southern St.	Kirkwood, MO
27	Williams, Darious	CB	5-9	187	3/15/93	R	Alabama-Birmingham	Jacksonville, FL
87	Williams, Maxx	TE	6-4	252	4/12/94	4	Minnesota	Waconia, MN
56	Williams, Tim	OLB	6-3	252	11/12/93	2	Alabama	Baton Rouge, LA
7	Woodrum, Josh	QB	6-3	228	11/7/92	1	Liberty	Roanoke, VA
93	Wormley, Chris	DE	6-5	300	10/25/93	2	Michigan	Toledo, OH
73	Yanda, Marshal	G/T	6-3	305	9/15/84	12	Iowa	Anamosa, IA
40	Young, Kenny	LB	6-1	234	11/15/94	R	UCLA	Boutte, LA
25	Young, Tavon	CB	5-9	185	3/14/94	3	Temple	Oxon Hill, MD



NUMERICAL ROSTER

As of Aug. 13

No.	Name	Pos.	Ht.	Wt.	Birthdate	Exp.	College	How Acq.	2017 Games			
									P	S	DNP	INA
3	Robert Griffin III	QB	6-2	213	2/12/90	6	Baylor	FA '18	0	0	0	0
4	Sam Koch	P	6-1	222	8/13/82	13	Nebraska	D6a '06	16	0	0	0
5	Joe Flacco	QB	6-6	245	1/16/85	11	Delaware	D1 '08	16	16	0	0
6	Kaare Vedvik	P/K	6-3	210	3/16/94	R	Marshall	FA '18	0	0	0	0
7	Josh Woodrum	QB	6-3	228	11/7/92	1	Liberty	FA '17	0	0	0	0
8	Lamar Jackson	QB	6-2	212	1/7/97	R	Louisville	D1b '18	0	0	0	0
9	Justin Tucker	K	6-1	183	11/21/89	7	Texas	FA '12	16	0	0	0
10	Chris Moore	WR/RS	6-1	200	6/16/93	3	Cincinnati	D4b '16	13	4	0	3
11	Breshad Perriman	WR	6-2	215	9/10/93	4	Central Florida	D1 '15	11	3	0	5
12	Jaleel Scott	WR	6-5	210	2/23/95	R	New Mexico State	D4c '18	0	0	0	0
13	John Brown	WR	5-11	178	4/3/90	5	Pittsburg State	UFA (ARL) '18	10	5	0	6
14	Tim White	WR/RS	5-10	175	7/15/94	2	Arizona State	FA '17	0	0	0	0
15	Michael Crabtree	WR	6-1	215	9/14/87	10	Texas Tech	FA '18	14	14	0	2
16	Quincy Adebeyejo (PUP)	WR	6-3	200	5/26/95	1	Mississippi	FA '17	1	0	0	0
17	Jordan Lasley	WR/RS	6-1	213	11/13/96	R	UCLA	D5 '18	0	0	0	0
18	Andre Levrone	WR	6-2	222	3/9/95	R	Virginia	FA '18	0	0	0	0
21	DeShon Elliott	S	6-1	210	4/21/97	R	Texas	D6a '18	0	0	0	0
22	Jimmy Smith	CB	6-2	210	7/26/88	8	Colorado	D1 '11	12	12	0	0
23	Tony Jefferson	S	5-11	211	1/27/92	6	Oklahoma	UFA (ARI) '17	16	16	0	0
24	Brandon Carr	CB	6-0	210	5/19/86	11	Grand Valley State	UFA (DAL) '17	16	16	0	0
25	Tavon Young	CB	5-9	185	3/14/94	3	Temple	D4a '16	0	0	0	0
26	Maurice Canady	CB	6-1	193	5/26/94	3	Virginia	D6b '16	8	1	0	0
27	Darius Williams	CB	5-9	187	3/15/93	R	Alabama-Birmingham	FA '18	0	0	0	0
28	Anthony Averett	CB	5-11	178	11/30/94	R	Alabama	D4a '18	0	0	0	0
29	Marlon Humphrey	CB	6-0	197	7/8/96	2	Alabama	D1 '17	16	5	0	0
30	Kenneth Dixon	RB	5-10	228	1/21/94	3	Louisiana Tech	D4e '16	0	0	0	0
31	Kai Nacua	DB	6-0	211	3/3/95	2	BYU	WAV (CLE) '18	16	3	0	0
32	Eric Weddle	S	5-11	195	1/4/85	12	Utah	UFA (SD) '16	16	16	0	0
33	Jackson Porter	CB	6-1	193	1/26/95	R	Massachusetts	FA '18	0	0	0	0
34	Alex Collins	RB	5-10	208	8/26/94	3	Arkansas	FA '17	15	12	0	0
35	Gus Edwards	RB	6-1	238	4/13/95	R	Rutgers	FA '18	0	0	0	0
36	Chuck Clark	S	6-0	205	4/19/95	2	Virginia Tech	D6 '17	15	0	0	1
37	Javorius Allen	RB	6-0	218	8/27/91	4	Southern California	D4b '15	16	0	0	0
38	Stanley Jean-Baptiste	CB	6-3	216	4/12/90	3	Nebraska	FA '17	1	0	0	3
39	Bennett Jackson	DB	6-0	192	9/16/91	2	Notre Dame	FA '18	0	0	0	0
40	Kenny Young	LB	6-1	234	11/15/94	R	UCLA	D4b '18	0	0	0	0
41	Anthony Levine Sr.	DB/LB	5-11	207	3/27/87	7	Tennessee State	FA '12	16	0	0	0
42	Patrick Ricard	FB/DL	6-3	311	5/27/94	2	Maine	FA '17	16	0	0	0
43	Jaylen Hill (PUP)	CB	5-10	175	5/26/94	2	Jacksonville State	FA '17	6	0	0	9
44	Mark Thompson	RB	6-1	235	12/9/94	R	Florida	FA '18	0	0	0	0
45	Christopher Ezeala (IPP)	FB	5-11	248	9/19/95	R	German Football League	IPP '18	0	0	0	0
46	Morgan Cox	LS	6-4	235	4/26/86	9	Tennessee	FA '10	16	0	0	0
47	De'Lance Turner	RB	5-11	214	8/23/95	R	Alcorn State	FA '18	0	0	0	0
48	Patrick Onwuasor	ILB	6-0	227	8/22/92	3	Portland State	FA '16	16	13	0	0
49	Chris Board	LB	6-2	229	7/23/95	R	North Dakota State	FA '18	0	0	0	0
50	Albert McClellan	LB	6-2	235	6/4/86	8	Marshall	FA '10	0	0	0	0
51	Kamalei Correa	LB	6-3	249	4/27/94	3	Boise State	D2 '16	16	3	0	0
53	Bam Bradley (PUP)	ILB	5-11	232	6/26/94	2	Pittsburgh	FA '17	2	0	0	0
54	Tyus Bowser	OLB	6-3	242	5/23/95	2	Houston	D2 '17	16	0	0	0
55	Terrell Suggs	OLB	6-3	265	10/11/82	16	Arizona State	D1a '03	16	16	0	0
56	Tim Williams	OLB	6-3	252	11/12/93	2	Alabama	D3b '17	8	0	0	8
57	C.J. Mosley	ILB	6-2	250	6/19/92	5	Alabama	D1 '14	16	16	0	0
58	Alvin Jones	ILB	5-10	231	12/2/94	R	UTEP	FA '18	0	0	0	0
59	Myles Humphrey	DE/LB	6-3	238	9/7/95	R	Shepherd	FA '18	0	0	0	0
60	Randin Crecelius	G	6-5	300	8/5/96	R	Portland State	FA '18	0	0	0	0
61	Cameron Lee	G	6-5	312	12/28/93	1	Illinois State	FA '18	2	0	0	2
63	Justin Evans	G	6-5	310	8/19/95	R	South Carolina State	FA '18	0	0	0	0
64	Greg Senat	T	6-6	305	9/8/94	R	Wagner	D6b '18	0	0	0	0
65	Nico Siragusa	G	6-4	330	5/10/94	2	San Diego State	D4 '17	0	0	0	0
67	Trent Sieg	LS	6-3	240	5/19/95	R	Colorado State	FA '18	0	0	0	0
68	Matt Skura	G/C	6-3	313	2/17/93	2	Duke	FA '16	12	12	0	2
69	Willie Henry	DT	6-3	291	3/20/94	3	Michigan	D4d '16	14	3	0	2
70	Andrew Donnal	G/T	6-6	305	3/3/92	4	Iowa	WAV (LAR) '17	6	0	1	8
71	Jermaine Eluemunor	G/T	6-4	335	12/13/94	2	Texas A&M	D5 '17	8	2	0	8
72	Alex Lewis	G/T	6-6	305	4/21/92	3	Nebraska	D4c '16	0	0	0	0
73	Marshal Yanda	G/T	6-3	305	9/15/84	12	Iowa	D3b '07	2	2	0	0
74	James Hurst	G/T	6-5	310	12/17/91	5	North Carolina	FA '14	16	16	0	0
76	Maurquice Shakir	G	6-4	326	10/14/93	2	Middle Tennessee State	FA '17	0	0	0	8
77	Bradley Bozeman	C	6-5	317	11/24/94	R	Alabama	D6c '18	0	0	0	0
78	Orlando Brown Jr.	T	6-8	345	5/2/96	R	Oklahoma	D3a '18	0	0	0	0
79	Ronnie Stanley	T	6-6	315	3/18/94	3	Notre Dame	D1 '16	15	15	0	1
80	Darren Waller	TE	6-6	255	9/13/92	3	Georgia Tech	D6 '15	0	0	0	0
81	Hayden Hurst	TE	6-4	245	8/24/93	R	South Carolina	D1a '18	0	0	0	0
82	Nick Keizer	TE	6-4	251	5/2/95	R	Grand Valley State	FA '18	0	0	0	0
83	Willie Snead IV	WR	5-11	205	10/17/92	4	Ball State	RFA (NO) '18	11	7	0	2
84	Janarion Grant	WR/RS	5-10	173	11/20/93	R	Rutgers	FA '18	0	0	0	0
85	DeVier Posey	WR	6-1	214	3/15/90	3	Ohio State	FA '18	0	0	0	0
86	Nick Boyle	TE	6-4	270	2/17/93	4	Delaware	D5a '15	15	12	0	1
87	Maxx Williams	TE	6-4	252	4/12/94	4	Minnesota	D2 '15	11	8	0	5
88	Vince Mayle	TE/WR	6-2	247	6/12/91	3	Washington State	WAV (DAL) '16	16	0	0	0
89	Mark Andrews	TE	6-5	256	9/6/95	R	Oklahoma	D3b '18	0	0	0	0
90	Za'Darius Smith	OLB	6-4	272	9/8/92	4	Kentucky	D4a '15	14	4	0	2
91	Christian LaCouture	DE	6-4	290	9/4/94	R	Louisiana State	FA '18	0	0	0	0
92	Bronson Kaufusi	DE	6-6	275	7/6/91	3	BYU	D3 '16	3	1	0	13
93	Chris Wormley	DE	6-5	300	10/25/93	2	Michigan	D3a '17	7	2	0	9
94	Carl Davis	DT	6-5	321	3/2/92	4	Iowa	D3 '15	15	9	0	1
95	Zach Sieler	DT	6-6	290	9/7/95	R	Ferris State	D7 '18	0	0	0	0
96	Brent Urban	DE	6-7	300	5/5/91	5	Virginia	D4a '14	3	3	0	0
97	Michael Pierce	DT	6-0	340	11/6/92	3	Samford	FA '16	16	13	0	0
98	Brandon Williams	DT	6-1	336	2/21/89	6	Missouri Southern St.	D3 '13	12	12	0	4
99	Matthew Judon	OLB	6-3	261	8/15/92	3	Grand Valley State	D5 '16	16	12	0	0



POSITIONAL ROSTER

As of Aug. 13

QUARTERBACKS

3	Robert Griffin III	.QB
5	Joe Flacco	.QB
7	Josh Woodrum	.QB
8	Lamar Jackson	.QB

WIDE RECEIVERS

10	Chris Moore	WR/RS
11	Breshad Perriman	WR
12	Jaleel Scott	WR
13	John Brown	WR
14	Tim White	WR/RS
15	Michael Crabtree	WR
16	Quincy Adeboyejo (PUP)	WR
17	Jordan Lasley	WR/RS
18	Andre Levrone	WR
83	Willie Snead IV.	WR
84	Janarion Grant	WR/RS
85	DeVier Posey	WR

RUNNING BACKS

30	Kenneth Dixon	RB
34	Alex Collins	RB
35	Gus Edwards	RB
37	Javorius Allen	RB
42	Patrick Ricard	FB/DL
44	Mark Thompson	RB
45	Christopher Ezeala (IPP)	FB
47	De'Lance Turner	RB

TIGHT ENDS

80	Darren Waller	TE
81	Hayden Hurst	TE
82	Nick Keizer	TE
86	Nick Boyle	TE
87	Maxx Williams	TE
88	Vince Mayle	TE/WR
89	Mark Andrews	TE

OFFENSIVE LINE

60	Randin Crecelius	.G
61	Cameron Lee	.G
63	Justin Evans	.G
64	Greg Senat	.T
65	Nico Siragusa	.G
68	Matt Skura	G/C
70	Andrew Donnal	G/T
71	Jermaine Eluemunor	G/T
72	Alex Lewis	G/T
73	Marshal Yanda	G/T
74	James Hurst	G/T
76	Maurquice Shakir	.G
77	Bradley Bozeman	.C
78	Orlando Brown Jr.	.T
79	Ronnie Stanley	.T

SECONDARY

21	DeShon Elliott	.S
22	Jimmy Smith	CB
23	Tony Jefferson	.S
24	Brandon Carr	CB
25	Tavon Young	CB
26	Maurice Canady	CB
27	Darius Williams	CB
28	Anthony Averett	CB
29	Marlon Humphrey	CB
31	Kai Nacua	DB
32	Eric Weddle	.S
33	Jackson Porter	CB
36	Chuck Clark	.S
38	Stanley Jean-Baptiste	CB
39	Bennett Jackson	DB
41	Anthony Levine Sr.	DB/LB
43	Jaylen Hill (PUP)	CB

LINEBACKERS

40	Kenny Young	.LB
48	Patrick Onwuasor	.ILB
49	Chris Board	.LB
50	Albert McClellan	.LB
51	Kamalei Correa	.LB
53	Bam Bradley (PUP)	.ILB
54	Tyus Bowser	OLB
55	Terrell Suggs	OLB
56	Tim Williams	OLB
57	C.J. Mosley	.ILB
58	Alvin Jones	.ILB
90	Za'Darius Smith	OLB
99	Matthew Judon	OLB

DEFENSIVE LINE

59	Myles Humphrey	DE/LB
69	Willie Henry	.DT
91	Christian LaCouture	.DE
92	Bronson Kaufusi	.DE
93	Chris Wormley	.DE
94	Carl Davis	.DT
95	Zach Sieler	.DT
96	Brent Urban	.DE
97	Michael Pierce	.DT
98	Brandon Williams	.DT

SPECIALISTS

4	Sam Koch	.P
6	Kaare Vedvik	P/K
9	Justin Tucker	.K
46	Morgan Cox	.LS
67	Trent Sieg	.LS



2018 COACHING STAFF

John Harbaugh	Head Coach
Jerry Rosburg	Special Teams Coord. / Assc. Head Coach
Don Martindale	Defensive Coordinator
Marty Mornhinweg	Offensive Coordinator
Greg Roman	Assistant Head Coach / Tight Ends Coach
Richard Angulo	Assistant Offensive Line Coach
Juney Barnett	Assistant Strength & Conditioning Coach
Andy Bischoff	Offensive Assistant / TEs
Randy Brown	Specialists Coach
Joe Cullen	Defensive Line Coach
Joe D'Alessandris	Offensive Line Coach

Bobby Engram	Wide Receivers Coach
Thomas Hammock	Running Backs Coach
Chris Hewitt	Secondary Coach
Chris Horton	Assistant Special Teams Coach
Sterling Lucas	Quality Control - Defense
Mike Macdonald	Linebackers Coach
Steve Saunders	Head Strength & Conditioning Coach
James Urban	Quarterbacks Coach
Craig Ver Steeg	Senior Offensive Assistant
Matt Weiss	Football Strategy Coordinator / WRs
Drew Wilkins	Assistant Defensive Line / OLBs



DEPTH CHART

Compiled by Ravens PR staff on Aug. 13

OFFENSE

WR	83	Willie Snead IV	10	Chris Moore	<u>17</u>	<u>Jordan Lasley</u>	<u>18</u>	<u>Andre Levrone</u>
							<u>16</u>	<u>Quincy Adeboyejo (PUP)</u>
WR	15	Michael Crabtree	11	Breshad Perriman	<u>12</u>	<u>Jaleel Scott</u>	<u>84</u>	<u>Janarion Grant</u>
WR	13	John Brown	14	Tim White	85	DeVier Posey		
LT	79	Ronnie Stanley	<u>64</u>	<u>Greg Senat</u>				
LG	72	Alex Lewis	65	Nico Siragusa	<u>60</u>	<u>Randin Crecelius</u>		
C	68	Matt Skura	76	Maurquice Shakir	<u>77</u>	<u>Bradley Bozeman</u>		
RG	73	Marshal Yanda	71	Jermaine Eluemunor	61	Cameron Lee	<u>63</u>	<u>Justin Evans</u>
RT	74	James Hurst	<u>78</u>	<u>Orlando Brown Jr.</u>	70	Andrew Donnal		
TE	86	Nick Boyle	87	Maxx Williams	<u>81</u>	<u>Hayden Hurst</u>	88	Vince Mayle
					<u>89</u>	<u>Mark Andrews</u>	<u>82</u>	<u>Nick Keizer</u>
							80	Darren Waller
QB	5	Joe Flacco	3	Robert Griffin III	<u>8</u>	<u>Lamar Jackson</u>	7	Josh Woodrum
FB	42	Patrick Ricard	<u>45</u>	<u>Christopher Ezeala (IPP)</u>				
RB	34	Alex Collins	37	Javorius Allen	30	Kenneth Dixon	<u>35</u>	<u>Gus Edwards</u>
					<u>44</u>	<u>Mark Thompson</u>	<u>47</u>	<u>De'Lance Turner</u>

DEFENSE

DT	98	Brandon Williams	69	Willie Henry	<u>95</u>	<u>Zach Sieler</u>		
NT	97	Michael Pierce	93	Chris Wormley	<u>91</u>	<u>Christian LaCouture</u>		
DE	96	Brent Urban	94	Carl Davis	92	Bronson Kaufusi	<u>59</u>	<u>Myles Humphrey</u>
RUSH	55	Terrell Suggs	90	Za'Darius Smith	56	Tim Williams		
MLB	57	C.J. Mosley	50	Albert McClellan	<u>53</u>	<u>Bam Bradley (PUP)</u>	<u>58</u>	<u>Alvin Jones</u>
WLB	48	Patrick Onwuasor	<u>40</u>	<u>Kenny Young</u>	<u>49</u>	<u>Chris Board</u>		
SAM	99	Matthew Judon	54	Tyus Bowser	51	Kamalei Correa		
LCB	24	Brandon Carr	29	Marlon Humphrey	26	Maurice Canady	38	Stanley Jean-Baptiste
							<u>33</u>	<u>Jackson Porter</u>
SS	23	Tony Jefferson	41	Anthony Levine Sr.	31	Kai Nacua	<u>21</u>	<u>DeShon Elliott</u>
FS	32	Eric Weddle	36	Chuck Clark	39	Bennett Jackson		
RCB	22	Jimmy Smith	25	Tavon Young	<u>28</u>	<u>Anthony Averett</u>	<u>27</u>	<u>Darrious Williams</u>
							<u>43</u>	<u>Jaylen Hill (PUP)</u>

SPECIAL TEAMS

P	4	Sam Koch	<u>6</u>	<u>Kaare Vedvik</u>				
K	9	Justin Tucker	<u>6</u>	<u>Kaare Vedvik</u>				
H	4	Sam Koch						
LS	46	Morgan Cox	<u>67</u>	<u>Trent Sieg</u>				
KOR	14	Tim White	<u>84</u>	<u>Janarion Grant</u>	<u>17</u>	<u>Jordan Lasley</u>		
PR	14	Tim White	<u>84</u>	<u>Janarion Grant</u>	<u>17</u>	<u>Jordan Lasley</u>		

Physically Unable to Perform (PUP)

All Rookies Underlined

International Player Pathway/Practice Squad Exemption (IPP)

PRONUNCIATIONS

PLAYERS: Quincy Adeboyejo (add-ah-BOY-joe); Javorius Allen (juh-VAR-us); Maurice Canady (CAN-uh-dee); Kamalei Correa (KAH-mah-lay, core-RAY-uh); Randin Crecelius (cruh-SILL-ee-us); Andrew Donnal (DONE-elle); Jermaine Eluemunor (EE-lew-mun-or); Chris Ezeala (ee-ZAH-lah); Janarion Grant (juh-NAIR-ee-on); Stanley Jean-Baptiste (GENE bap-TEEST); Bronson Kaufusi (cow-FOO-see); Sam Koch (Cook); Christian LaCouture (la-co-CHURE); Anthony Levine Sr. (luh-VEEN); Kai Nacua (Kai [rhymes w/ "eye"], nah-COO-uh); Patrick Onwuasor (oh-WAH-so); DeVier Posey (duh-VEER); Greg Senat (suh-NOT); Trent Sieg (SEEG); Zach Sieler (SEE-ler); Matt Skura (SKUR-uh); Za'Darius Smith (zuh-DARE-ee-us); Marshal Yanda (YAWN-da); Kaare Vedvik (CORE-ee, VED-vick); Tavon Young (TAY-von) **COACHES:** Richard Angulo (an-GOO-low); Andy Bischoff (BISH-off); Joe D'Alessandris (dell-ah-SAN-dress); Marty Mornhinweg (MORE-ning-wig); Craig Ver Steeg (ver-STEGG)



2018 TRANSACTIONS

- **Jan. 1:** Re-signed RB John Crockett, T Steven Moore, FB Ricky Ortiz and QB Josh Woodrum to Reserve/Future contracts
- **Jan. 2:** Re-signed CB Robertson Daniel to a Reserve/Future contract.
- **Jan. 3:** Signed **CB Bennett Jackson** to a Reserve/Future contract.
- **Jan. 11:** Re-signed CB Robert Nelson to a Reserve/Future contract.
- **Feb. 6:** Signed free agent **WR DeVier Posey**.
- **March 6:** Signed a new renegotiated deal with DE Brent Urban.
- **March 12:** Terminated the contract of vested veteran DB Lardarius Webb; Signed a new renegotiated deal with G/T James Hurst.
- **March 13:** Terminated the contract of vested veteran RB Danny Woodhead.
- **March 14:** Terminated the contract of vested veteran WR Jeremy Maclin.
- **March 15:** Signed UFA (Ari.) **WR John Brown**.
- **March 16:** Signed free agent **WR Michael Crabtree**.
- **April 11:** Signed free agent **QB Robert Griffin III**.
- **April 14:** Re-signed exclusive rights free agent RB Alex Collins.
- **April 16:** Re-signed exclusive rights free agents WR Quincy Adeboyejo, DB Stanley Jean-Baptiste, TE Vince Mayle, LB Patrick Onwuasor, G Maurquice Shakir and G/C Matt Skura.
- **April 24:** Waived (failed physical) C Brandon Kublanow and T Stephane Nembot.
- **April 26:** Signed restricted free agent (NO) **WR Willie Snead IV**.
- **May 1:** Claimed off waivers (Cle.) **DB Kai Nacua**.
- **May 2:** Waived RB John Crockett.
- **May 3:** Waived CB Robertson Daniel.
- **May 4:** Signed 15 undrafted rookie free agents: **WR Jaelon Acklin**, **G Randin Crecelius**, **RB Gus Edwards**, **G Justin Evans**, **ILB Alvin Jones**, **TE Nick Keizer**, **DE Christian LaCouture**, **WR Andre Levrone**, **LB Mason McKenrick**, **LS Trent Sieg**, **C Alex Thompson**, **RB Mark Thompson**, **RB De'Lance Turner**, **P Kaare Vedvik** and **DB Darious Williams**; Waived T Steven Moore.
- **May 5:** Signed 2018 draft picks **CB Anthony Averett**, **C Bradley Bozeman**, **S DeShon Elliott**, **WR Jordan Lasley**, **WR Jaleel Scott**, **T Greg Senat**, **DE Zach Sieler** and **LB Kenny Young**.
- **May 7:** Waived LB Mason McKenrick and FB Ricky Ortiz; Signed rookie free agents **WR Janarion Grant** and **DE Myles Humphrey**.
- **May 14:** Signed rookie free agent **DE Da'Sean Downey** and International Practice Player **FB Christopher Ezeala**.
- **May 17:** Signed 2018 draft picks **TE Mark Andrews** and **T Orlando Brown Jr.**
- **June 1:** Waived DE Da'Sean Downey; Signed rookie free agent **LB Chris Board**.
- **June 5:** Signed 2018 first-round draft pick QB Lamar Jackson.
- **June 11:** Waived CB Robert Nelson Jr.; Signed rookie free agent **CB Jackson Porter**.
- **June 20:** Signed 2018 draft pick **TE Hayden Hurst**.
- **July 12:** Placed rookie G/C Alex Thompson on Reserve - Did Not Report.
- **July 21:** Signed free agent **G Cameron Lee**.
- **Aug. 6:** Waived (injured) WR Jaelon Acklin, who reverted to Injured Reserve; **TE Darren Waller** was reinstated by the Commissioner following suspension.

(Bold denotes first time player has joined the Ravens.)





2018 RAVENS STATISTICS

Won 2, Lost 0

8/2/2018	W	17- 16	Chicago Bears
8/9/2018	W	33- 7	Los Angeles Rams

	Baltimore	Opponent						
Total First Downs	36	30						
Rushing	13	7						
Passing	18	18						
Penalty	5	5						
3rd Down: Made/Att	8/30	10/32						
3rd Down Pct.	26.7%	31.3%						
4th Down: Made/Att	1/1	1/5						
4th Down Pct.	100.0%	20.0%						
Possession Avg.	31:16	28:45						
Total Net Yards	597	446						
Avg. Per Game	298.5	223.0						
Total Plays	134	130						
Avg. Per Play	4.5	3.4						
Net Yards Rushing	253	186						
Avg. Per Game	126.5	93.0						
Total Rushes	64	44						
Net Yards Passing	344	260						
Avg. Per Game	172.0	130.0						
Sacked/Yards Lost	11/62	8/63						
Gross Yards	406	323						
Attempts/Completions	59/34	78/39						
Completion Pct.	57.6%	50.0%						
Had Intercepted	2	3						
Punts/Average	12/48.7	13/46.0						
Net Punting Avg.	37.7	41.1						
Penalties/Yards	14/126	18/139						
Fumbles/Ball Lost	1/0	5/3						
Touchdowns	5	3						
Rushing	1	0						
Passing	4	3						
Returns	0	0						
Score By Periods	Q1	Q2	Q3	Q4	OT	Pts		
Team	27	6	10	7	0	50		
Opponents	7	0	0	16	0	23		
Scoring	TD	Ru	Pa	Rt	PAT	FG	2Pt	Pts
K.Vedvik	0	0	0	0	3/3	3/4	0	12
J.Tucker	0	0	0	0	2/2	2/3	0	8
M.Williams	1	0	1	0	0/0	0/0	0	6
B.Perriman	1	0	1	0	0/0	0/0	0	6
P.Ricard	1	0	1	0	0/0	0/0	0	6
L.Jackson	1	1	0	0	0/0	0/0	0	6
H.Hurst	1	0	1	0	0/0	0/0	0	6
Team	5	1	4	0	5/5	5/7	0	50
Opponents	3	0	3	0	2/2	1/1	0	23

2-Pt. Conversions: Team 0/ 0, Opponents: 0/ 1
 Sacks: K.Corraea 3.0, T.Williams 1.0, Z.Sieler 1.0, B.Jackson 1.0, M.Judon 1.0, T.Suggs 1.0 **Team: 8.0, Opponents: 11.0**

Rushing	No.	Yds	Avg	Long	TD
G.Edwards	22	93	4.2	25	0
L.Jackson	13	46	3.5	10	1
D.Turner	7	31	4.4	6	0
A.Collins	2	26	13.0	23	0
M.Thompson	11	23	2.1	9	0
J.Woodrum	1	17	17.0	17	0
R.Griffin	5	7	1.4	5	0
C.Moore	1	4	4.0	4	0
J.Flacco	1	3	3.0	3	0
J.Allen	1	3	3.0	3	0
Team	64	253	4.0	25	1
Opponents	44	186	4.2	40	0

Receiving	No.	Yds	Avg	Long	TD
B.Perriman	5	90	18.0	32t	1
M.Thompson	4	39	9.8	29	0
H.Hurst	4	26	6.5	12	1
J.Grant	3	42	14.0	26	0
V.Mayle	3	12	4.0	8	0
T.White	2	20	10.0	17	0
J.Allen	2	11	5.5	6	0
C.Moore	1	36	36.0	36	0
M.Crabtree	1	30	30.0	30	0
G.Edwards	1	23	23.0	23	0
J.Brown	1	17	17.0	17	0
J.Lasley	1	14	14.0	14	0
N.Boyle	1	12	12.0	12	0
J.Scott	1	9	9.0	9	0
D.Turner	1	8	8.0	8	0
D.Posey	1	6	6.0	6	0
P.Ricard	1	6	6.0	6t	1
M.Williams	1	5	5.0	5t	1
N.Keizer	0	0	0	0	0
A.Levrone	0	0	0	0	0
M.Andrews	0	0	0	0	0
Team	34	406	11.9	36	4
Opponents	39	323	8.3	25	3

Interceptions	No.	Yds	Avg	Long	TD
K.Corraea	1	19	19.0	19	0
C.Clark	1	15	15.0	15	0
M.Canady	1	9	9.0	9	0
Team	3	43	14.3	19	0
Opponents	2	4	2.0	4	0

Punting	No	Yds	Avg	Net	TB	In	Lg	B
K.Vedvik	11	526	47.8	37.1	0	4	63	0
S.Koch	1	58	58.0	44.0	0	0	58	0
Team	12	584	48.7	37.7	0	4	63	0
Opponents	13	598	46.0	41.1	2	3	59	0

Punt Returns	Ret	FC	Yds	Avg	Long	TD
J.Grant	3	3	-1	-0.3	0	0
T.White	2	0	25	12.5	13	0
Team	5	3	24	4.8	13	0
Opponents	10	1	132	13.2	29	0

Kickoff Returns	No.	Yds	Avg	Long	TD
J.Grant	3	72	24.0	26	0
T.White	1	18	18.0	18	0
Team	4	90	22.5	26	0
Opponents	9	201	22.3	27	0

Field Goals	1-19	20-29	30-39	40-49	50+
K.Vedvik	0/ 0	0/ 0	1/ 1	2/ 2	0/ 1
J.Tucker	0/ 0	1/ 1	0/ 0	1/ 1	0/ 1
Team	0/ 0	1/ 1	1/ 1	3/ 3	0/ 2
Opponents	0/ 0	1/ 1	0/ 0	0/ 0	0/ 0

Fumbles Lost
 Opponent Fumble Recoveries: B.Kaufusi 1, P.Ricard 1, D.Elliott 1
Total: 3

Passing	Att	Cmp	Yds	Cmp%	Yds/Att	TD	TD%	Int	Int%	Long	Sack	Lost	Rating
L.Jackson	28	11	152	39.3%	5.4	1	3.6%	1	3.6%	36	5/	24	54.4
R.Griffin	18	12	146	66.7%	8.1	2	11.1%	1	5.6%	32t	4/	25	105.3
J.Flacco	7	5	71	71.4%	10.1	1	14.3%	0	0.0%	30	0/	0	143.4
J.Woodrum	6	6	37	100.0%	6.2	0	0.0%	0	0.0%	17	2/	13	92.4
Team	59	34	406	57.6%	6.9	4	6.8%	2	3.4%	36	11/	62	87.3
Opponents	78	39	323	50.0%	4.1	3	3.8%	3	3.8%	25	8/	63	57.8

2018 DEFENSIVE STATISTICS

from Press Box Stats

Name	Total	Solo	Assists	Sacks	Yds.	INT	Yds.	PD	FF	FR
Board, Chris	10	4	6	0	0	0	0	0	0	0
Ricard, Patrick	8	3	5	0	0	0	0	0	0	1
Correa, Kamalei	7	6	1	3	15	1	19	2	1	0
Young, Kenny	7	4	3	0	0	0	0	0	0	0
Williams, Darius	7	4	3	0	0	0	0	2	0	0
Williams, Tim	7	3	4	1	15	0	0	0	1	0
Jean-Baptiste, Stanley	6	4	2	0	0	0	0	0	0	0
Jones, Alvin	5	3	2	0	0	0	0	0	0	0
Judon, Matthew	4	4	0	1	7	0	0	0	0	0
Levine Sr., Anthony	4	3	1	0	0	0	0	0	0	0
Elliott, DeShon	4	3	1	0	0	0	0	0	1	1
Sieler, Zach	4	2	2	1	12	0	0	0	0	0
Jackson, Bennett	3	3	0	1	8	0	0	0	0	0
Averett, Anthony	3	2	1	0	0	0	0	1	0	0
Nacua, Kai	3	2	1	0	0	0	0	0	0	0
Onwuasor, Patrick	3	2	1	0	0	0	0	0	0	0
Humphrey, Myles	3	0	3	0	0	0	0	0	0	0
Henry, Willie	2	2	0	0	0	0	0	0	0	0
Kaufusi, Bronson	2	2	0	0	0	0	0	0	0	1
McClellan, Albert	2	1	1	0	0	0	0	0	0	0
Smith, Za'Darius	2	1	1	0	0	0	0	0	0	0
Clark, Chuck	2	1	1	0	0	1	15	1	0	0
Urban, Brent	2	1	1	0	0	0	0	1	0	0
Wormley, Chris	1	1	0	0	0	0	0	2	0	0
Humphrey, Marlon	1	1	0	0	0	0	0	1	0	0
Canady, Maurice	1	1	0	0	0	1	9	1	0	0
Porter, Jackson	1	1	0	0	0	0	0	0	0	0
Suggs, Terrell	1	1	0	1	6	0	0	0	1	0
Young, Tavon	1	1	0	0	0	0	0	0	0	0
Smith, Jimmy	1	1	0	0	0	0	0	0	0	0
Pierce, Michael	1	1	0	0	0	0	0	0	0	0
Williams, Brandon	1	0	1	0	0	0	0	0	0	0
Davis, Carl	1	1	0	0	0	0	0	0	0	0
Totals	110	69	41	8	63	3	43	11	4	3

2018 SPECIAL TEAMS TACKLES

from Press Box Stats

Name	Total	Solo	Assists	FF	FR	Blocked Kicks
Jones, Alvin	5	3	2	0	0	0
Elliott, DeShon	4	4	0	0	0	0
Board, Chris	2	1	1	0	0	0
Acklin, Jaelon	1	1	0	0	0	0
Averett, Anthony	1	1	0	0	0	0
Jean-Baptiste, Stanley	1	1	0	0	0	0
Lasley, Jordan	1	1	0	0	0	0
McClellan, Albert	1	1	0	0	0	0
Porter, Jackson	1	1	0	0	0	0
Posey, DeVier	1	1	0	0	0	0
Thompson, Mark	1	1	0	0	0	0
Young, Kenny	1	1	0	0	0	0
Young, Tavon	1	1	0	0	0	0
Totals	21	18	3	0	0	0

2018 SINGLE-GAME BESTS

- Tackles:** 5 by Kamalei Correa vs. Chi. (8/2)
- Sacks:** 3 by Kamalei Correa vs. Chi. (8/2)
- Interceptions:** 1 twice; last by Maurice Canady vs. LAR (8/9)
- Passes Defensed:** 2 by Kamalei Correa vs. Chi. (8/2)
- Forced Fumbles:** 1 twice; last by Terrell Suggs and Tim Williams vs. LAR (8/9)
- Fumble Recoveries:** 1 twice; last by DeShon Elliott vs. LAR (8/9)
- Special Teams Tackles:** 2 twice; last by DeShon Elliott vs. LAR (8/9)



2017 STATISTICS

WON 9, LOST 7

09/10	W 20-0	at Cincinnati	55,254
09/17	W 24-10	Cleveland	70,605
09/24	L 7-44	at Jacksonville	84,592
10/01	L 9-26	Pittsburgh	71,126
10/08	W 30-17	at Oakland	54,980
10/15	L 24-27 OT	Chicago	70,616
10/22	L 16-24	at Minnesota	66,751
10/26	W 40-0	Miami	70,408
11/05	L 20-23	at Tennessee	67,322
11/19	W 23-0	at Green Bay	77,945
11/27	W 23-16	Houston	70,357
12/03	W 44-20	Detroit	70,500
12/10	L 38-39	at Pittsburgh	60,069
12/17	W 27-10	at Cleveland	56,434
12/23	W 23-16	Indianapolis	70,590
12/31	L 27-31	Cincinnati	70,507

	Balt.	Opp.
TOTAL FIRST DOWNS	311	296
Rushing	111	87
Passing	168	179
Penalty	32	30
3rd Down: Made/Att	76/223	82/222
3rd Down Pct.	34.1	36.9
4th Down: Made/Att	10/16	6/16
4th Down Pct.	62.5	37.5
POSSESSION AVG.	30:38	29:22
TOTAL NET YARDS	4886	5201
Avg. Per Game	305.4	325.1
Total Plays	1054	1045
Avg. Per Play	4.6	5.0
NET YARDS RUSHING	1856	1780
Avg. Per Game	116.0	111.3
Total Rushes	460	435
NET YARDS PASSING	3030	3421
Avg. Per Game	189.4	213.8
Sacked/Yards Lost	27/205	41/280
Gross Yards	3235	3701
Att./Completions	567/363	569/333
Completion Pct.	64.0	58.5
Had Intercepted	13	22
PUNTS/AVERAGE	85/44.3	77/44.6
NET PUNTING AVG.	85/40.3	77/40.2
PENALTIES/YARDS	91/749	96/807
FUMBLES/BALL LOST	19/4	22/12
TOUCHDOWNS	42	32
Rushing	14	12
Passing	20	18
Returns	8	2

* SCORE BY PERIODS	Q1	Q2	Q3	Q4	OT	PTS		
TEAM	46	148	66	135	0	395		
OPPONENTS	50	108	69	73	3	303		
* SCORING	TD-Ru	Pa-Rt	K-PAT	FG	S	PTS		
Tucker	0	0	0	39/39	34/37	0 141		
Allen	6	4	2	0	0	36		
Collins	6	6	0	0	0	36		
C. Moore	4	0	3	1	0	24		
Wallace	4	0	4	0	0	24		
Watson	4	0	4	0	0	24		
Maclin	3	0	3	0	0	18		
Campanaro	2	0	1	1	0	12		
Ricard	2	0	2	0	0	12		
J. Smith	2	0	0	2	0	12		
West	2	2	0	0	0	12		
Flacco	1	1	0	0	0	6		
Mayle	1	1	0	0	0	6		
Mosley	1	0	0	1	0	6		
Rainey	1	0	0	1	0	6		
Weddle	1	0	0	1	0	6		
B. Williams	1	0	0	1	0	6		
M. Williams	1	0	1	0	0	6		
Boyle	0	0	0	0	0	0		
TEAM	42	14	20	8	39/39	34/37	0	395
OPPONENTS	32	12	18	2	27/30	28/33	0	303
2-Pt Conv:	Boyle, TEAM 1-3, OPPONENTS 0-2							
SACKS:	Suggs 11, Judon 8, Henry 3.5, Z. Smith 3.5, Bowser 3, Levine 3, Jefferson 2.5, Webb 2, Mosley 1, Onwuasor 1, Pierce 1, Weddle 1, Davis 0.5, TEAM 41, OPPONENTS 27							
FUM/LOST:	Flacco 6/0, Campanaro 4/0, Collins 4/2, Jensen 1/0, Mallett 1/0, Watson 1/0, West 1/1, M. Williams 1/1							

* RUSHING	No.	Yds	Avg	Long	TD
Collins	212	973	4.6	50	6
Allen	153	591	3.9	37	4
West	39	138	3.5	13	2
Woodhead	14	56	4.0	10	0
Flacco	25	54	2.2	25	1
Campanaro	5	42	8.4	19	0
M. Williams	2	6	3.0	4	0
Wallace	1	4	4.0	4	0
Mayle	2	2	1.0	2t	1
Rainey	1	2	2.0	2	0
Mallett	4	-3	-0.8	0	0
C. Moore	2	-9	-4.5	-4	0
TEAM	460	1856	4.0	50	14
OPPONENTS	435	1780	4.1	59	12

* RECEIVING	No.	Yds	Avg	Long	TD
Watson	61	522	8.6	33t	4
Wallace	52	748	14.4	66	4
Allen	46	250	5.4	20	2
Maclin	40	440	11.0	48t	3
Woodhead	33	200	6.1	22	0
Boyle	28	203	7.3	16	0
Collins	23	187	8.1	37	0
Campanaro	19	173	9.1	18	1
C. Moore	18	248	13.8	30t	3
M. Williams	15	86	5.7	17	1
Perriman	10	77	7.7	14	0
Rainey	5	18	3.6	12	0
Whalen	4	23	5.8	9	0
Ricard	4	12	3.0	6t	2
Matthews	3	25	8.3	12	0
West	2	23	11.5	15	0
TEAM	363	3235	8.9	66	20
OPPONENTS	333	3701	11.1	57	18

* INTERCEPTIONS	No.	Yds	Avg	Long	TD
Weddle	6	85	14.2	45t	1
Carr	4	57	14.3	33	0
J. Smith	3	58	19.3	50t	1
Mosley	2	94	47.0	63t	1
Humphrey	2	33	16.5	18	0
Webb	2	10	5.0	10	0
Bowser	1	27	27.0	27	0
Jefferson	1	13	13.0	13	0
Levine	1	8	8.0	8	0
TEAM	22	385	17.5	63t	3
OPPONENTS	13	340	26.2	90t	2

* PUNTING	No.	Yds	Avg	Net	TB	In	Lg	B
Koch	84	3765	44.8	40.3	3	40	67	1
TEAM	85	3765	44.3	40.3	3	40	67	1
OPPONENTS	77	3438	44.6	40.2	1	12	67	0

* PUNT RETURNS	Ret	FC	Yds	Avg	Long	TD
Campanaro	27	18	291	10.8	77t	1
Rainey	2	0	22	11.0	13	0
Webb	2	8	7	3.5	7	0
Whalen	1	1	2	2.0	2	0
TEAM	32	27	322	10.1	77t	1
OPPONENTS	34	18	277	8.1	46	0

* KICKOFF RETURNS	No.	Yds	Avg	Long	TD
C. Moore	13	346	26.6	87	0
Rainey	11	338	30.7	96t	1
Campanaro	6	159	26.5	40	0
Collins	2	50	25.0	27	0
Mayle	2	43	21.5	29	0
TEAM	34	936	27.5	96t	1
OPPONENTS	33	615	18.6	37	0

* FIELD GOALS	1-19	20-29	30-39	40-49	50+
Tucker	0/0	7/7	11/11	11/12	5/7
TEAM	0/0	7/7	11/11	11/12	5/7
OPPONENTS	0/0	5/5	10/11	10/12	3/5
Tucker:	(25G, 25G) (58N, 28G) () (62N, 42G) (22G, 21G, 44G) (27G, 31G, 50G) (48G, 57G, 47G) (55G, 48G, 46B) (30G, 29G) (32G, 39G, 23G) (53G, 31G, 49G) (38G, 46G, 51G) (47G) (31G, 43G) (30G, 39G, 36G) (46G, 34G)				
OPP:	() (38G) (23G, 45G, 29G) (31G, 49G, 44N) (32G) (24G, 40G) (52G, 51G, 43G, 43G, 34G, 32G) (50N) (48G) () (25G, 36G, 37G) (43N) (52G, 43G, 24G, 46G) (45G) (38B, 60N, 48G, 38G, 30G) (32G)				

* PASSING	Att	Cmp	Yds	Cmp%	Yds/Att	TD	TD%	Int	Int%	Long	SK/Lost	Rating
Flacco	549	352	3141	64.1	5.72	18	3.3	13	2.4	66	27/205	80.4
Mallett	16	9	56	56.3	3.50	2	12.5	0	0.0	12	0/0	103.1
Koch	2	2	38	100.0	19.00	0	0.0	0	0.0	22	0/0	118.8
TEAM	567	363	3235	64.0	5.71	20	3.5	13	2.3	66	27/205	81.4
OPPONENTS	569	333	3701	58.5	6.50	18	3.2	22	3.9	57	41/280	72.4

2017 DEFENSIVE STATISTICS

from Press Box Stats

Name	Total	Solo	Assists	Sacks	Yds.	INT	Yds.	PD	FF	FR
Mosley, C.J.	132	96	36	1	13	2	94	7	3	3
Onwuasor, Patrick	88	65	23	1	1	0	0	2	1	1
Jefferson, Tony	79	56	23	2.5	13.5	1	13	2	1	0
Weddle, Eric	63	49	14	1	7	6	85	8	2	1
Judon, Matthew	58	50	8	8	70	0	0	3	2	1
Carr, Brandon	56	50	6	0	0	4	57	12	0	0
Pierce, Michael	49	32	17	1	5	0	0	0	0	2
Suggs, Terrell	49	37	12	11	71.5	0	0	4	4	0
Webb, Lardarius	37	35	2	2	13	2	10	4	1	0
Humphrey, Marlon	34	30	4	0	0	2	33	11	0	0
Henry, Willie	32	23	9	3.5	23	0	0	5	0	1
Williams, Brandon	30	18	12	0	0	0	0	2	0	1
Smith, Jimmy	28	26	2	0	0	3	58	9	0	1
Canady, Maurice	24	19	5	0	0	0	0	1	0	0
Smith, Za'Darius	24	15	9	3.5	22	0	0	1	1	0
Levine Sr., Anthony	20	18	2	3	21	1	8	3	0	1
Davis, Carl	19	12	7	0.5	7	0	0	1	0	0
Bowser, Tyus	9	7	2	3	13	1	27	3	0	0
Correa, Kamalei	8	6	2	0	0	0	0	1	0	0
Williams, Tim	6	5	1	0	0	0	0	0	0	0
Clark, Chuck	5	5	0	0	0	0	0	2	0	0
Ricard, Patrick	5	3	2	0	0	0	0	0	0	0
Wormley, Chris	5	5	0	0	0	0	0	0	0	0
Kaufusi, Bronson	4	1	3	0	0	0	0	0	0	0
Urban, Brent	4	3	1	0	0	0	0	1	0	0
Hill, Jaylen	1	1	0	0	0	0	0	1	0	0
Totals	869	667	202	41	280	22	385	83	15	12

2017 SPECIAL TEAMS TACKLES

from Press Box Stats

Name	Total	Solo	Assists	FF	FR	Blocked Kicks
Levine Sr., Anthony	9	5	4	0	0	0
Allen, Javorius	8	7	1	0	0	0
Clark, Chuck	8	7	1	0	0	0
Mayle, Vince	8	8	0	0	0	0
Correa, Kamalei	7	4	3	0	0	0
Johnson, Steven	5	4	1	0	0	0
Matthews, Chris	4	4	0	0	0	0
Canady, Maurice	3	3	0	0	0	0
Judon, Matthew	3	1	2	0	0	0
Tucker, Justin	3	3	0	0	0	0
Bowser, Tyus	2	2	0	0	0	0
Freeny, Jonathan	2	2	0	0	0	0
Hill, Jaylen	2	1	1	0	0	0
Onwuasor, Patrick	2	2	0	0	0	0
Webb, Lardarius	2	2	0	0	0	0
Cox, Morgan	1	1	0	0	0	0
Henry, Willie	1	1	0	0	0	0
Jean-Baptiste, Stanley	1	1	0	0	0	0
Kaufusi, Bronson	1	1	0	0	0	0
McRae, Tony	1	1	0	0	0	0
Moore, Chris	1	1	0	0	0	0
Jefferson, Tony	0	0	0	0	0	1
Totals	74	61	13	0	0	1

2017 SINGLE-GAME BESTS

Tackles:	14 by C.J. Mosley at Pit. (12/10)
Sacks:	2 by three different players; last by Terrell Suggs vs. Hou. (11/27)
Interceptions:	1 by nine different players; last by Brandon Carr and Eric Weddle at Cle. (12/17)
Passes Defensed:	4 by Brandon Carr vs. Cle. (9/17)
Forced Fumbles:	1 by eight different players; last by C.J. Mosley vs. Cin. (12/31)
Fumble Recoveries:	1 by nine different players; last by Eric Weddle vs. Cin. (12/31)
Special Teams Tackles:	3 by Javorius Allen at Pit. (12/10) and Chris Matthews vs. Chi. (10/15)

BALTIMORE RAVENS 2017 REGULAR SEASON GAME BY GAME OFFENSIVE STATISTICS

Game	9/10 at Cin.	9/17 vs Cle.	9/24 at Jax.	10/1 vs Pit.	10/8 at Oak.	10/15 vs Chi.	10/22 at Min.	10/26 vs Mia.	11/5 at Ten.	11/19 at GB.	11/27 vs Hou.	12/3 vs Det.	12/10 at Pit.	12/17 at Cle.	12/23 vs Ind.	12/31 vs Cin.
Points	20	24	7	9	30	24	16	40	20	23	23	44	38	27	23	27
1st Qtr	3	7	0	0	14	0	3	7	3	0	0	3	0	3	3	0
2nd Qtr	14	14	0	0	10	3	3	13	3	6	17	17	14	14	10	10
3rd Qtr	3	0	0	9	0	7	3	0	0	7	0	0	17	10	3	7
4th Qtr	0	3	7	0	6	14	7	20	14	10	6	24	7	0	7	10
Overtime	0	0	0	0	0	0	0	0	0	0	0	0	0	0	0	0
TDs (Ru-P-Ret)	1-1-0	1-2-0	0-1-0	0-1-0	2-0-1	0-0-2	0-1-0	0-2-3	0-2-0	1-1-0	2-0-0	2-2-1	3-2-0	1-1-1	0-2-0	1-2-0
PATs (M/A)	2/2	3/3	1/1	0/0	3/3	1/1	1/1	4/4	2/2	2/2	2/2	5/5	5/5	3/3	2/2	3/3
2PT Convs (M/A)	0/0	0/0	0/0	0/1	0/0	1/1	0/0	0/1	0/0	0/0	0/0	0/0	0/0	0/0	0/0	0/0
FGs (M/A)	2/2	1/2	0/0	1/2	3/3	3/3	3/3	2/3	2/2	3/3	3/3	3/3	1/1	2/2	3/3	2/2
Safeties	0	0	0	0	0	0	0	0	0	0	0	0	0	0	0	0
First Downs	17	24	12	18	19	16	16	19	24	14	17	24	26	23	23	19
Rushing	8	7	6	4	11	5	4	9	4	4	7	8	9	10	8	7
Passing	5	16	4	14	8	7	10	7	19	7	7	13	13	12	13	11
Penalty	4	1	2	0	0	2	2	3	1	3	3	3	4	1	2	1
3rd Down Conv (M/A)	6/14	4/11	3/11	5/13	7/14	3/18	6/16	3/13	6/16	3/14	3/14	5/12	4/10	7/16	6/14	5/17
3rd Down Conv Pct	43%	36%	27%	39%	50%	17%	38%	23%	38%	21%	21%	42%	40%	44%	43%	29%
4th Down Conv (M/A)	0-0	0/0	0/1	0/2	0/0	1/1	1/1	0/0	3/4	1/1	2/2	0/0	0/0	0/1	1/1	1/2
4th Down Conv Pct	0%	0%	0%	0%	0%	100%	100%	0%	75%	100%	100%	0%	0%	0%	100%	50%
Total Net Yards	268	337	186	288	365	291	208	295	341	219	294	370	413	376	323	312
Total Off. Plays	60	68	54	68	65	70	64	62	77	57	65	63	62	74	71	74
Avg. Gain Per Play	4.5	5.0	3.4	4.2	5.6	4.2	3.3	4.8	4.4	3.8	4.5	5.9	6.7	5.1	4.5	4.2
Net Yards Rushing	157	136	134	82	143	125	64	174	73	58	139	101	152	97	103	118
Total Rushing Plays	42	32	25	15	39	26	20	40	22	26	31	27	26	31	32	26
Avg. Gain Per Rush	3.7	4.3	5.4	5.5	3.7	4.8	3.2	4.4	3.3	2.2	4.5	3.7	5.8	3.1	3.2	4.5
Net Yards Passing	111	201	52	206	222	166	144	121	268	161	155	269	261	279	220	194
Times Sacked	1	2	2	4	0	3	5	0	2	3	1	0	1	1	1	1
Yards Lost on Sacks	10	16	12	29	0	14	42	0	9	22	8	0	8	9	17	9
Gross Yards Passing	121	217	64	235	222	180	186	121	277	183	163	269	269	288	237	203
Pass Attempts	17	34	27	49	26	41	39	22	53	28	33	36	35	42	38	47
Pass Completions	9	25	14	31	19	24	27	13	35	22	21	23	20	26	29	25
Completion Pct	52.9%	73.5%	51.9%	63.3%	73.1%	58.5%	69.2%	59.1%	66.0%	78.6%	63.6%	63.9%	57.1%	61.9%	76.3%	53.2%
Avg. Gain Per Pass	6.2	5.6	1.8	3.9	8.5	3.8	3.3	5.5	4.9	5.2	4.6	7.5	7.3	6.5	5.6	4.0
Interceptions	1	1	2	2	0	2	0	0	2	1	0	0	1	0	0	1
Fumbles / Fum. Lost	1/0	1/1	1/1	3/1	1/0	1/1	3/0	1/0	1/0	1/0	0/0	1/0	2/0	0/0	2/0	0/0
Penalties	11	7	10	6	1	8	3	5	6	3	7	2	5	7	5	5
Penalty Yards	85	45	88	55	5	69	15	40	39	30	89	25	35	57	25	47
Punts	6	5	7	5	3	7	6	5	4	7	6	5	3	5	3	8
Gross Punting Average	41.7	47.0	44.4	44.4	39	55.0	48.2	45.0	45.0	41.4	51.3	41.8	41.7	43.0	23.7	41.6
Touchbacks	0	1	1	0	0	0	0	0	0	1	0	0	0	0	0	0
Inside20	2	4	1	2	1	2	1	4	2	5	5	2	2	4	0	3
Punts Blocked	0	0	0	0	0	0	0	0	0	0	0	0	0	0	0	0
Net Punting Average	39.3	43	41.3	41.4	36.7	48.9	34.3	44.0	39.5	37.3	47.8	39.0	42.3	40.8	21	36.5
Punt Returns	3	3	0	1	2	5	0	3	2	1	0	3	1	1	1	6
Punt Return Yards	23	19	0	0	19	132	0	9	22	28	0	28	0	0	0	42
Punt Return Avg.	7.7	6.3	0.0	0.0	9.5	26.4	0.0	3.0	11.0	28.0	0.0	9.3	0.0	0.0	0.0	7.0
Fair Catches	1	1	2	1	1	2	1	4	1	4	2	2	2	2	2	1
Kickoff Returns	0	0	0	4	0	5	1	1	1	1	2	3	6	0	5	6
Kickoff Return Yards	0	0	0	96	0	191	113	26	22	35	50	80	126	0	0	197
Kickoff Return Avg.	0.0	0.0	0.0	24.0	0.0	36.2	22.6	26.0	22.0	35.0	25.0	26.7	21.0	0.0	0.0	32.8
Time of Possession	34:00	33:24	25:57	24:31	33:43	31:09	27:59	31:14	32:22	30:03	29:44	29:51	26:10	36:48	35:48	31:21

BALTIMORE RAVENS 2017 REGULAR SEASON GAME BY GAME DEFENSIVE STATISTICS

Game	9/10 @ Cin.	9/17 vs. Cle.	9/24 @ Jac.	10/1 vs. Pit.	10/8 @ Oak.	10/15 vs. Chi.	10/22 @ Min.	10/26 vs. Mia.	11/5 vs. Ten.	11/19 @ GB	11/27 vs. Hou.	12/3 vs. Det.	12/10 @ Pit.	12/17 @ Cle.	12/23 vs. Ind.	12/31 vs. Cin.
Points	0	10	44	26	17	27	24	0	23	0	16	20	39	10	16	31
1st Qtr	0	0	0	3	3	0	0	0	0	0	0	0	0	0	0	0
2nd Qtr	0	7	13	16	7	10	6	0	6	0	3	0	13	10	7	10
3rd Qtr	0	3	14	0	7	7	9	0	0	0	3	13	0	0	6	7
4th Qtr	0	0	7	7	0	7	6	0	7	0	3	7	19	0	3	7
Overtime	0	0	0	0	0	3	0	0	0	0	0	0	0	0	0	0
TDs (Ru-P-Ret)	0-0-0	0-1-0	1-4-0	2-1-0	1-1-0	0-2-1	1-0-0	0-0-0	1-2-0	0-0-0	1-0-0	2-1-0	2-2-0	1-0-0	0-1-0	0-3-1
PATs (M/A)	0-0	1-1	5-5	2-2	2-2	3-3	0-1	0-0	2-3	0-0	2-3	0-3	3-3	1-1	1-1	4-4
2PT Convs (M/A)	0-0	0-0	0-0	0-1	0-0	0-0	0-0	0-0	0-0	0-0	0-0	0-0	0-1	0-0	0-0	0-0
FGs (M/A)	0-0	1-1	3-3	2-3	1-1	2-2	6-6	0-1	1-1	0-0	3-3	0-1	4-4	1-1	3-5	1-1
Safeties	0	0	0	0	0	0	0	0-0	0	0	0	0	0	0	0	0
First Downs	14	20	24	22	15	18	17	13	14	16	20	18	31	15	17	22
Rushing	3	6	7	10	7	10	5	3	3	5	4	3	6	5	5	5
Passing	8	12	13	10	8	5	11	9	10	11	11	14	23	8	12	14
Penalty	3	2	4	2	0	3	1	1	1	0	5	1	2	2	0	3
3rd Down Conv (M/A)	4-13	2-12	3-12	7-15	6-12	5-17	7-15	4-15	3-11	4-13	6-14	4-13	12-18	5-14	5-13	5-15
3rd Down Conv Pct	30.8%	16.7%	25%	47%	50%	29%	47%	27%	27%	31%	43%	31%	67%	36%	38%	33%
4th Down Conv (M/A)	0-1	1-2	2-2	0-0	0-1	0-0	0-0	0-2	0-0	1-4	0-0	0-0	0-0	0-1	1-2	1-1
4th Down Conv Pct	0%	50%	100%	0%	0%	0%	0%	0%	0%	25%	0%	0%	0%	0%	50%	100%
Total Net Yards	221	386	410	381	245	342	357	196	257	265	303	372	545	266	296	359
Total Off. Plays	58	66	68	73	54	75	64	66	52	67	64	61	85	58	59	75
Avg. Gain Per Play	3.8	5.8	6.0	5.2	4.5	4.6	5.6	3.0	4.9	4.0	4.7	6.1	6.4	4.6	5.0	4.8
Net Yards Rushing	77	93	166	173	108	231	169	45	71	75	66	78	59	130	93	146
Total Rushing Plays	22	21	35	42	25	54	33	19	21	25	25	24	16	19	24	30
Avg. Gain Per Rush	3.5	4.4	4.7	4.1	4.3	4.3	5.1	2.4	3.4	3.0	2.6	3.3	3.7	6.8	3.9	4.9
Net Yards Passing	144	293	244	208	137	111	188	151	186	190	237	294	486	136	203	213
Times Sacked	5	3	0	1	3	4	0	3	3	6	2	3	3	2	2	1
Yards Lost on Sacks	26	7	0	8	22	23	0	25	32	49	15	22	20	10	12	9
Gross Yards Passing	170	300	244	216	159	134	188	176	218	239	252	316	506	146	215	222
Pass Attempts	31	42	33	30	26	17	31	44	28	36	37	34	66	37	33	44
Pass Completions	16	20	20	18	13	9	20	25	19	21	22	27	44	20	16	23
Completion Pct	51.6%	47.6%	60.6%	60.0%	50.0%	52.9%	64.5%	56.8%	67.9%	58.3%	59.5%	79.4%	66.7%	54.1%	48.5%	52.3%
Avg. Gain Per Pass	4.0	6.5	7.4	6.7	4.7	5.3	6.1	3.2	6.0	4.5	6.1	7.9	7.0	3.5	5.8	4.7
Interceptions	4	4	0	1	0	0	1	2	1	3	2	2	0	2	0	0
Fumbles / Fum. Lost	1-1	2-1	0-0	1-0	1-1	4-2	0-0	0-0	0-0	4-2	2-1	2-1	1-0	2-2	0-0	2-1
Penalties	9	11	9	8	3	5	4	7	3	5	6	6	6	6	2	6
Penalty Yards	66	65	70	60	24	44	47	43	39	53	36	45	101	35	19	60
Punts	5	4	3	4	4	9	2	8	5	5	4	6	3	5	2	8
Gross Punting Average	42.4	52.3	50.0	37.5	49.3	46.7	46.0	41.0	51.2	40.4	43.5	45.8	47.0	43.2	37.0	42.8
Touchbacks	0	0	0	0	1	0	0	0	0	0	0	0	0	0	0	0
Inside20	1	0	1	1	0	3	0	0	3	1	1	1	0	0	0	0
Punts Blocked	0	0	0	0	0	0	0	0	0	0	0	0	0	0	0	0
Net Punting Average	37.8	47.5	50.0	37.5	39.5	32.0	46.0	39.9	46.8	34.8	43.5	41.2	47.0	43.2	37.0	37.5
Punt Returns	3	1	2	2	1	4	3	2	2	2	2	2	1	1	1	5
Punt Return Yards	14	0	2	15	7	43	83	5	22	9	21	14	-2	11	8	25
Punt Return Avg.	4.7	0.0	1.0	7.5	7.0	10.8	27.7	2.5	11.0	4.5	10.5	7.0	-2.0	11.0	8.0	5.0
Fair Catches	2	1	1	1	0	0	0	0	1	2	3	2	1	1	0	3
Kickoff Returns	1	1	1	2	1	5	1	1	1	2	3	2	6	3	1	2
Kickoff Return Yards	11	18	12	36	31	105	20	4	4	48	67	42	78	77	34	17
Kickoff Return Avg.	11.0	18.0	12.0	18.0	31.0	21.0	20.0	15.0	4.0	24.0	22.3	21.0	13.0	25.7	34.0	8.5
Time of Possession	26:00	26:36	34:03	35:29	26:17	36:45	32:01	28:46	27:38	29:57	30:16	30:09	33:50	23:12	24:12	28:39