



# BALTIMORE RAVENS PRESS RELEASE

UNDER ARMOUR PERFORMANCE CENTER | 1 WINNING DRIVE | OWINGS MILLS, MD 21117  
PH: 410-701-4000 | BALTIMORERAVENS.COM | TWITTER: @RAVENS

TWO-TIME WORLD CHAMPIONS: SUPER BOWL XXXV (2000) & SUPER BOWL XLVII (2012)

## SEASON OVERVIEW

### GENERAL

- Winning six of its last seven games – all with **QB Lamar Jackson** as the starter – Baltimore (10-6) captured its first AFC North Division title since 2012 (and fifth ever), earning a playoff berth for the seventh time during head coach **John Harbaugh's** 11-year tenure. The Ravens return to the postseason for the first time since 2014 and will host a playoff game at M&T Bank Stadium for the first time since 2012, when Baltimore won Super Bowl XLVII.
- After going 3-1 to start the 2018 campaign, the Ravens dropped four of five games (including three straight) before heading into their Week 10 bye. With **QB Joe Flacco** sidelined with a significant hip injury sustained in Week 9, Jackson took over the starting role and kick-started Baltimore's charge to the postseason. (Jackson was officially named the team's starter in Week 15.)
- Under Harbaugh, the Ravens have now won at least 10 games in six of his 11 seasons, while Baltimore has also posted the NFL's fourth-most total victories (114, tied, NO) since his 2008 arrival.

### DEFENSE

- The Ravens produced the NFL's No. 1 defense, allowing 292.9 yards per game. Baltimore also permitted the league's second-fewest points per game (17.9), just behind Chicago's 17.7.
- Baltimore ranked third in the league in third-down defense (34.1), fourth in rushing yards allowed (82.9 ypg) and fifth in passing yards permitted (210.0 ypg). The Ravens' 80.6 defensive passer rating stood second, only behind the Bears' 72.9 mark.
- Behind 2018 Pro Bowlers **LB C.J. Mosley** (fourth) and **S Eric Weddle** (sixth), Baltimore ranked No. 1 in total defense for just the second time (2006) in team history. The Ravens have now produced a Top 10 defense in eight of John Harbaugh's 11 seasons at the helm.

### OFFENSE

- Boasting the NFL's No. 2 rushing attack (152.6 ypg), the Ravens racked up the second-most rushing yards (2,441) in franchise history. Baltimore also produced a franchise-record 5,999 total yards.
- Over the team's final seven games (with **QB Lamar Jackson** as starter), Baltimore piled up an NFL high 1,607 rushing yards (229.6 ypg), with Seattle (1,190) rushing for the next-highest total.
- In the season's final seven weeks, undrafted rookie **RB Gus Edwards** posted the NFL's third-most rushing yards (654, tied, Chris Carson), while Jackson's 556 ranked seventh. Overall, Edwards produced a team-high 718 rushing yards in just 11 games, after being elevated from the practice squad in Week 6.
- **RG Marshal Yanda** earned his seventh Pro Bowl nod, helping Jackson finish with the NFL's most rushing yards (695) by a QB. Jackson also ran for 5 TDs and threw for 1,201 yards, 6 TDs and 3 INTs.

### SPECIAL TEAMS

- The most accurate kicker in NFL history, **K Justin Tucker** (a Pro Bowl first alternate) made 35 of 39 FGAs. (His misses were from 53 and 65 yards, and he had 2 kicks blocked.) Tucker scored a franchise-record 141 points for the third-straight season, becoming the NFL's only kicker to surpass the 140 mark in each of the past three years.
- Baltimore ranked fifth in the NFL in punt return average (11.5), with **CB/RS Cyrus Jones** posting the league's fourth-best mark (13.2).

## SCHEDULE / 10-6 RECORD

Date	Opponent	Result	Score	Diff.
Sun. Sept. 9	Buffalo Bills	W	47-3	+44
Thurs. Sept. 13	at Cincinnati Bengals	L	23-34	-11
Sun. Sept. 23	Denver Broncos	W	27-14	+13
Sun. Sept. 30	at Pittsburgh Steelers	W	26-14	+12
Sun. Oct. 7	at Cleveland Browns	L	9-12 (OT)	-3
Sun. Oct. 14	at Tennessee Titans	W	21-0	+21
Sun. Oct. 21	New Orleans Saints	L	23-24	-1
Sun. Oct. 28	at Carolina Panthers	L	21-36	-15
Sun. Nov. 4	Pittsburgh Steelers	L	16-23	-7
Sun. Nov. 18	Cincinnati Bengals	W	24-21	+3
Sun. Nov. 25	Oakland Raiders	W	34-17	+17
Sun. Dec. 2	at Atlanta Falcons	W	26-16	+10
Sun. Dec. 9	at Kansas City Chiefs	L	24-27 (OT)	-3
Sun. Dec. 16	Tampa Bay Buccaneers	W	20-12	+8
Sat. Dec. 22	at Los Angeles Chargers	W	22-10	+12
Sun. Dec. 30	Cleveland Browns	W	26-24	+2

At Home: 6-2 On Road: 4-4 Division: 3-3 AFC: 8-4 NFC: 2-2

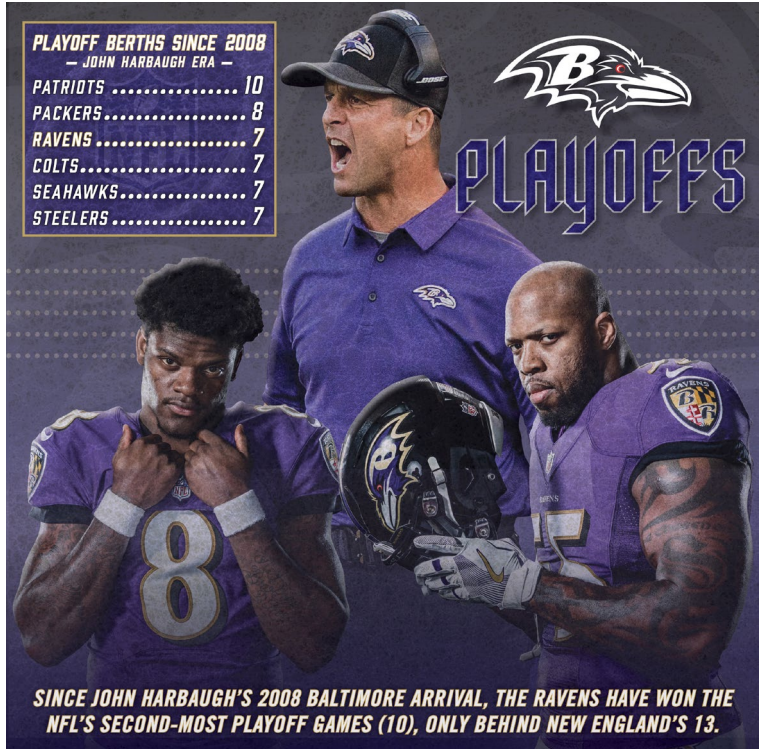
## HARBS SAYS

### JOHN HARBAUGH ON THE 2018 RAVENS, THE BEST TEAM HE'S EVER SEEN:

"This is what a real team looks like. It's the best team – T-E-A-M. It's the best bunch of guys who understand what it means to have each others' backs, to fight through adversity and never be divided by anything. They block out all the outside, turn to each other for strength and are there for one another. That, to me, is what makes a team. This is the best team I've been around."

## WHAT'S GOING ON?

PLAYOFF BERTHS SINCE 2008 — JOHN HARBAUGH ERA —	
PATRIOTS .....	10
PACKERS .....	8
RAVENS .....	7
COLTS .....	7
SEAHAWKS .....	7
STEELERS .....	7





# 2018 RAVENS HIGHLIGHTS

## THE RAVENS' NO. 1 DEFENSE

The Ravens produced the NFL's No. 1 overall defense (yards allowed per game) and permitted the league's second-fewest points per game. It marked the second time (2006) in team history that Baltimore posted the league's No. 1 unit.

### 2018 TOTAL DEFENSE

Rk. Team	YPG
1. Baltimore	292.9
2. Buffalo	294.1
3. Chicago	299.7
4. Minnesota	309.7
5. Jacksonville	311.4

### 2018 SCORING DEFENSE

Rk. Team	PPG
1. Chicago	17.7
2. Baltimore	17.9
3. Tennessee	18.9
4. Houston	19.8
Jacksonville	19.8

## DEFENSIVE NUMBERS TO RAVE ABOUT

**I** – NFL team (Baltimore) to rank in the NFL's Top 5 in rush (82.9 – fourth) and pass (210.0 – fifth) defense.

**4.81** – Yards per play the Ravens' defense allowed, ranking as the NFL's second-best mark. (Chicago was first at 4.78.)

**50** – Plays of 20+ yards Baltimore allowed, ranking as the NFL's fourth fewest (tied with Minnesota).

**58** – Points the Ravens allowed in the fourth quarter, the NFL's fewest. (Tennessee was second at 62.)

**III** – Points allowed by Baltimore in the second half, ranking as the NFL's fewest. (Tennessee was second at 125.)

## THIRD-DOWN SUCCESS

The Ravens produced the NFL's No. 3 third-down defense and the league's sixth-best third-down offense. No offense in the NFL was better on third-and-short (4 yards or less) than the Ravens, who converted 77.8% of their attempts (49 of 63).

### 2018 THIRD-DOWN DEFENSE

Rk. Team	PCT.
1. Minnesota	30.5
2. NY Jets	33.8
3. Baltimore	34.1
4. Chicago	34.2
5. Seattle	35.0
6. Philadelphia	35.3

### 2018 THIRD-DOWN OFFENSE

Rk. Team	PCT.
1. Indianapolis	48.6
2. Kansas City	47.2
3. Tampa Bay	46.0
4. Atlanta	45.3
5. LA Rams	45.03
6. Baltimore	45.02

## RAVENS PASS RUSH

The Ravens' 43 sacks tied (Det., Hou. and Sea.) for the NFL's 11th most. Baltimore had four players produce at least 5 sacks, including three with at least 7 apiece.

### RAVENS 2018 SACKS LEADERS

1. Za'Darius Smith	8.5
2. Matthew Judon	7
Terrell Suggs	7
4. Patrick Onwuasor	5.5

### QB Hits Quick Hit:

• **OLB Za'Darius Smith's** 25 QB hits ranked 10th in the NFL, tying Houston's J.J. Watt. Smith racked up a career-high 8.5 sacks. Overall, Baltimore tallied the league's sixth-most QB hits (104).

*Baltimore was one of two teams (Pittsburgh) to rank in the NFL's Top 10 in both total defense (first) and total offense (ninth). Prior to 2018, this feat had never been accomplished by a Ravens team.*

## RAVENS SET OFFENSIVE MARK

Boasting the NFL's No. 2 ground attack (152.6 ypg), the Ravens racked up the most total net yards (5,999) and second-most rushing yards (2,441) in single-season franchise history.

### NFL RUSHING YARDS / 2018 SEASON

Rk. Team	Att.	Yards	Avg.	TD	YPG
1. Seattle Seahawks	534	2,560	4.79	15	160.0
2. Baltimore Ravens	547	2,441	4.46	19	152.6
3. Los Angeles Rams	459	2,231	4.86	23	139.4
4. Carolina Panthers	416	2,136	5.13	17	133.5
5. New England Patriots	478	2,037	4.26	18	127.3

### RAVENS SINGLE-SEASON OFFENSIVE RECORDS

MOST RUSHING YARDS		MOST TOTAL NET YARDS	
Rk. Year	Yards	Rk. Year	Yards
1. 2003	2,674	1. 2018	5,999
2. 2018	2,441	2. 2014	5,838
3. 2008	2,376	3. 2015	5,749

## ROOKIES PROPEL THE RUN GAME

From Weeks 11-17, Baltimore racked up an NFL-best 1,607 rushing yards. Much of this can be attributed to rookie free agent **RB Gus Edwards** and rookie first-round pick **QB Lamar Jackson**, who each ranked in the NFL's Top 7 rushing leaders during this span.

### MOST RUSHING YARDS / SINCE WEEK 11 / FINAL SEVEN GAMES

Rk. Player	Att.	Yards	Avg.	LG	TDs
1. Saquon Barkley (NYG)	130	721	5.55	78t	6
2. Derrick Henry (Ten.)	114	701	6.15	99t	8
3. Gus Edwards (Bal.)	122	654	5.36	43	2
Chris Carson (Sea.)	136	654	4.81	61	7
5. Ezekiel Elliott (Dal.)	136	603	4.43	24	2
6. Joe Mixon (Cin.)	121	598	4.94	51	4
7. Lamar Jackson (Bal.)	119	556	4.67	39	4

## LAMAR'S GROUND ATTACK

Rookie **QB Lamar Jackson** rushed for 695 yards in 2018, the most among all NFL quarterbacks. In his last seven games alone (all starts with a 6-1 record), Jackson posted 556 rushing yards, which ranked as the NFL's seventh-most overall since Week 11.

### MOST RUSHING YARDS / QUARTERBACKS / 2018 SEASON

Rk. Quarterback	Att.	Yards	Avg.	LG	TDs
1. Lamar Jackson (Bal.)	147	695	4.73	39	5
2. Josh Allen (Buf.)	89	631	7.09	45	8
3. Deshaun Watson (Hou.)	99	551	5.57	34	5

### Rushing Quick Hit:

• **QB Lamar Jackson's** 695 rushing yards rank 11th most by a QB in NFL single-season history and stand third by a *rookie* QB, only behind Robert Griffin III (815 in 2012) and Cam Newton (706 in 2011).

## NO. 1 IN TIME OF POSSESSION

• The Ravens ranked No. 1 in time of possession, holding the ball for an average of 32:17 per game. (Philly - 32:03, Chicago - 31:48 and New Orleans - 31:41 were the next best.)

• With **QB Lamar Jackson** as its starter (final 7 games, 6-1 record), Baltimore's average TOP was an NFL-high 35:47.

• The Ravens were 8-0 when posting at least 34 minutes of possession in game.



# RAVENS / OPPONENT INFORMATION



## LOS ANGELES CHARGERS VS. BALTIMORE RAVENS



(12-4) **WILD CARD – SUNDAY, JAN. 6, 2019** (10-6)  
**1:05 P.M. ET – M&T BANK STADIUM (71,008)**

### BAL./LAC WEEK 16 RECAP

**RAVENS 22, CHARGERS 10**

**StubHub Center • Los Angeles, CA • Saturday, Dec. 22**

The Ravens beat the hottest team in the NFL when they stopped the Chargers, 22-10, at the StubHub Center in Los Angeles in Week 16. The Chargers had won 10 of their previous 11, including December road wins at Pittsburgh (33-30) and at Kansas City (29-28). Baltimore's No. 1 defense stymied the outstanding Chargers' offense, holding Pro Bowl QB Philip Rivers to just 181 yards on 23-of-37 passing. Rivers was sacked 4 times, tossed 2 INTs, and did not throw a TD pass for the first time this season. Baltimore's rookie QB Lamar Jackson, meanwhile, threw for 204 yards on 12-of-22 passing and produced the longest TD pass of his brief pro career – a 68-yard strike to fellow rookie TE Mark Andrews. The Ravens took a 6-0 lead on 2 K Justin Tucker field goals (24 and 35 yards) and held a 6-3 halftime advantage. Ravens RB Kenneth Dixon then fumbled on the first play from scrimmage in the second half, and LA's Melvin Ingram III recovered at Baltimore's 17-yard line. Three plays later, RB Melvin Gordon III scored on a 1-yard plunge to give the Chargers their only lead of the day, 10-6. Jackson and the Ravens' offense bounced right back when the first-year signal-caller hit Andrews with the long TD throw. A 56-yard Tucker FG gave the Ravens a 16-10 lead entering the fourth quarter. The Ravens' final TD came when CB Tavon Young scooped up a TE Antonio Gates' fumble, which was caused by LB Patrick Onwuasor, and raced 62 yards to the end zone. Along with his FF, Onwuasor added 2 sacks and helped hold the Chargers to only 198 total yards. CBs Brandon Carr and Marlon Humphrey each provided an INT. Baltimore rookie RB Gus Edwards rushed 14 times for 92 yards for an impressive 6.6 average. Jackson finished with a 101.3 QB rating, while Rivers was at 51.7.

### THIS WEEK'S SCHEDULE

**Wed. Jan. 2:** 11:15 a.m. .... Coach Harbaugh & Players at Podium  
11:25 a.m. .... Open Locker Room  
1:10 p.m. .... Practice/Media Viewing

**Thur. Jan. 3:** 10:45 a.m. .... Three Coordinators at Podium &  
Open Locker Room  
12:10 p.m. .... Practice/Media Viewing

**Fri. Jan. 4:** 11:10 a.m. .... Practice/Media Viewing  
12:45 p.m. .... Coach Harbaugh & Open Locker Room

### WEDNESDAY CONFERENCE CALLS

**Chargers:** Head Coach Anthony Lynn at 2:40 p.m. ET  
**Ravens:** Head Coach John Harbaugh at 11:30 a.m. ET

### CALLING THE ACTION

**Television:** CBS / WJZ Ch. 13 (Baltimore)  
- Jim Nantz (PBP) - Tony Romo (analyst) - Tracy Wolfson (sideline)  
- Jim Rikhoff (producer) - Mike Arnold (director)

**National Radio:** Westwood One Sports  
- Ian Eagle (PBP) - Tony Boselli (analyst) - Ben Leber (sideline)

**Local Radio:** WBAL (1090 AM) & 98Rock (97.9 FM)  
- Gerry Sandusky (PBP) - Dennis Pitta (analyst) - Kirk McEwen (sideline)

### RAVENS-CHARGERS LEADERS

#### PASSING YARDS (TDs/INTs)

Joe Flacco . . . . . 2,465 (12/6) Philip Rivers . . . . . 4,308 (32/12)  
Lamar Jackson . . . . . 1,201 (6/3) Geno Smith . . . . . 8 (0/0)

#### RUSHING YARDS (YPC)

Gus Edwards . . . . . 718 (5.2) Melvin Gordon III . . . . . 885 (5.1)  
Lamar Jackson . . . . . 695 (4.7) Austin Ekeler . . . . . 554 (5.2)

#### RECEIVING YARDS (CATCHES)

John Brown . . . . . 715 (42) Keenan Allen . . . . . 1,196 (97)  
Willie Snead IV. . . . . 651 (62) Mike Williams . . . . . 664 (43)  
Michael Crabtree . . . . . 607 (54) Tyrell Williams . . . . . 653 (41)

#### POINTS

Justin Tucker . . . . . 141 Melvin Gordon III . . . . . 88  
Alex Collins (IR) . . . . . 48 Michael Badgley . . . . . 72  
Three Players . . . . . 30 Mike Williams . . . . . 68

#### INTERCEPTIONS (YARDS)

Brandon Carr . . . . . 2 (26) Desmond King II . . . . . 3 (75)  
Marlon Humphrey . . . . . 2 (0) Derwin James . . . . . 3 (30)  
Jimmy Smith . . . . . 2 (4) Seven Players . . . . . n/a

#### SACKS (YARDS)

Za'Darius Smith . . . . . 8.5 (-61) Melvin Ingram III . . . . . 7 (-54.5)  
Matthew Judon . . . . . 7 (-41) Joey Bosa . . . . . 5.5 (-42.5)  
Terrell Suggs . . . . . 7 (-51) Isaac Rochell . . . . . 5 (-38)

#### TACKLES (SOLO)

C.J. Mosley . . . . . 105 (70) Derwin James . . . . . 105 (75)  
Tony Jefferson . . . . . 74 (53) Jatavis Brown . . . . . 93 (59)

#### GROSS PUNTING (NET)

Sam Koch . . . . . 47.4 (39.8) Donnie Jones . . . . . 42.3 (38.0)

#### FIELD GOALS (PCT.)

Justin Tucker . . . . . 35/39 (89.7) Mike Badgley . . . . . 15/16 (93.8)

#### PUNT RETURN YARDS (AVG.)

Cyrus Jones . . . . . 259 (14.4) Desmond King II . . . . . 318 (13.8)

#### KICKOFF RETURN YARDS (AVG.)

Chris Moore . . . . . 491 (22.3) Desmond King II . . . . . 522 (23.7)

### 2018 RANKINGS

#### DEFENSE

Category	--Ravens--		--Chargers--	
	Stats	Rank	Stats	Rank
Total Defense	292.9	1	333.7	9
Rush Defense	82.9	4	105.8	9
Pass Defense	210.0	5	227.9	9
Points Per Game	17.9	2	20.6	8
3rd-Down Def. %	34.1	3	39.1	18
4th-Down Def. %	50.0	10t	55.0	16t
Red Zone Def. (TD%)	63.4	24	50.0	5t

#### OFFENSE

Category	--Ravens--		--Chargers--	
	Stats	Rank	Stats	Rank
Total Offense	374.9	9	372.6	11
Rush Offense	152.6	2	117.1	15
Pass Offense	222.4	22	255.6	10
Points Per Game	24.3	13	26.8	6t
3rd-Down Off. %	45.0	6	39.5	16
4th-Down Off. %	59.1	14	87.5	1
Red Zone Off. (TD%)	55.9	20	64.2	10

#### TEAM

Category	--Ravens--		--Chargers--	
	Stats	Rank	Stats	Rank
Turnover Ratio	-3	22	+1	15t
Penalties	116	26t	113	21
Penalty Yards	940	16	967	23



# RAVENS / OPPONENT INFORMATION

## TOP RAVENS-CHARGERS CONNECTIONS

### PRO CONNECTIONS

- Ravens **S Eric Weddle** (Alto Loma, CA) was originally selected by San Diego in the second round of the 2007 NFL Draft. From 2007-15, Weddle posted 813 tackles, 19 INTs (3 returned for TDs), 71 PD and 5 FFs, earning three Pro Bowl nods.
- Baltimore offensive line coach **Joe D'Alessandris** served in the same role for the San Diego Chargers from 2013-15.
- Ravens director of player engagement **Harry Swayne** spent 1991-96 on the San Diego Chargers' roster, and along with Baltimore national scout **Lonnie Young**, helped contribute to the team's 1994 AFC Championship.
- Los Angeles offensive coordinator **Ken Whisenhunt** served as Baltimore's tight ends coach from 1997-98.
- Chargers Radio Network analyst **Daniel Jeremiah** began his career as a personnel assistant (2003-04) with the Ravens and was then promoted to West Coast area scout (2005-06).
- Chargers practice squad **TE Vince Mayle** played in all 16 games for Baltimore in 2017.

### STATE CONNECTIONS

- The Ravens have many players who hail from California: assistant offensive line coach **Richard Angulo** (Santa Ana), **S Tony Jefferson** (Chula Vista), **ILB Patrick Onwuasor** (Inglewood), **CB Jimmy Smith** (Colton) and practice squad members **CB Robertson Daniel** (San Jose), **RB Tyler Ervin** (San Bernardino) and **WR/RS Tim White** (Los Angeles).
- Ravens secondary coach **Chris Horton** is from Los Angeles and attended UCLA, where he played safety.
- Ravens **RB/WR Ty Montgomery** played at Stanford, while **RB Javorius Allen** attended USC. **LB Kenny Young** and **WR Jordan Lasley** attended UCLA. Lasley is also a native of Compton, CA.
- Los Angeles Injured Reserve **CB Trevor Williams** (Baltimore) attended Calvert Hall College HS, and practice squad **S A.J. Hendy** (Gaithersburg) attended Bowie HS. Hendy played collegiately at the University of Maryland.

## 2018 TALE OF THE TAPE

Category	Ravens	Chargers
Record	10-6	12-4
Current Streak	Won 3	Won 1
Points Scored	389	428
TDs Scored	41	51
Rushing TDs Scored	19	16
Passing TDs Scored	18	32
TDs on Returns	4	3
Points Against	287	329
TDs Allowed	33	38
Rushing TDs Allowed	11	11
Passing TDs Allowed	21	23
TDs on Returns Allowed	1	4
Time of Poss. Avg.	32:17	30:43
KOR Avg. For	22.1	23.3
KOR Avg. Against	23.3	21.7
PR Avg. For	11.5	10.5
PR Avg. Against	10.2	9.2
Sacks	43	38
Sacks Allowed	32	33
Interceptions	12	13
Interceptions Thrown	9	12
Fumbles Lost/Recovered	11/5	7/7

## SERIES HISTORY

- **Regular season series:** Ravens lead, 7-5.
- **In Baltimore:** Ravens are 3-1.
- **In SD/LA:** Ravens are 4-4.
- **Under John Harbaugh:** Ravens are 4-2.

Date	Location	Result	Attendance
09/28/97	San Diego	Chargers, 21-17	54,094
11/15/98	San Diego	Chargers, 14-13	54,388
12/10/00	Baltimore	Ravens, 24-3	68,805
09/21/03	San Diego	Ravens, 24-10	52,028
10/01/06	Baltimore	Ravens, 16-13	70,743
11/25/07	San Diego	Chargers, 32-14	63,337
09/20/09	San Diego	Ravens, 31-26	66,882
12/18/11	San Diego	Chargers, 34-14	67,242
11/25/12	San Diego	Ravens, 16-13 (OT)	57,882
11/30/14	Baltimore	Chargers, 34-33	71,060
11/01/15	Baltimore	Ravens, 29-26	70,829
12/22/18	Los Angeles	Ravens, 22-10	25,571

## KEY WEEK 16 NUMBERS AT CHARGERS

- 1** – AFC Defensive Player of the Week award won by **ILB Patrick Onwuasor** for his performance at the Chargers in Week 16's victory. "Peanut" finished with 9 tackles, 2 sacks and 1 FF.
- 10** – Points the Ravens' "D" limited LAC to in Week 16, marking the fewest by LAC in 2018, as were the Chargers' 198 yards.
- 62** – Yards covered by **CB Tavon Young** on his FR-TD in Week 16 at Los Angeles, sealing Baltimore's 22-10 victory.
- 68** – Yards of rookie **TE Mark Andrews'** TD catch at Los Angeles in Week 16's win, marking the longest offensive scoring play by Baltimore during the 2018 campaign.

## 2018 HONOR ROLL

- CB Brandon Carr**
  - Ravens Walter Payton Man of the Year
  - Team "Media Good Guy" (by Baltimore media)
- CB MARLON HUMPHREY**
  - Team MVP (by Baltimore Media)
- CB/RS CYRUS JONES**
  - AFC Special Teams Player of the Week (Week 12 vs. Oakland)
- LB C.J. MOSLEY**
  - Pro Bowl (fourth selection) 
- ILB PATRICK ONWUASOR**
  - AFC Defensive Player of the Week (Week 16 at LA Chargers)
- OLB ZA'DARIUS SMITH**
  - AFC Defensive Player of the Week (Week 6 at Tennessee)
- K JUSTIN TUCKER**
  - Pro Bowl first-alternate
  - AFC Special Teams POM (September & November)
  - AFC Special Teams POW (Week 3 vs. Denver)
- S ERIC WEDDLE**
  - Pro Bowl (sixth selection) 
- G/T MARSHAL YANDA**
  - Pro Bowl (seventh selection) 

## AFC NORTH FINAL STANDINGS

Team	W	L	T	Home	Road	Div.	Con.	PF	PA
<b>Baltimore</b>	10	6	0	6-2	4-4	3-3	8-4	389	287
Pittsburgh	9	6	1	5-3	4-3-1	4-1-1	6-5-1	428	360
Cleveland	7	8	1	5-2-1	2-6	3-2-1	5-6-1	359	392
Cincinnati	6	10	0	4-4	2-6	1-5	4-8	368	455



# RAVENS POSTSEASON NOTES

## ALL-TIME POSTSEASON RESULTS

The Ravens are 15-8 in playoff history: 3-2 at home, 10-6 on the road and 2-0 at a neutral site (Super Bowl XXXV in Tampa and Super Bowl XLVII in New Orleans).

Date	Game/Opponent	Winner/Result
12/31/00	Wild Card vs. Denver	Ravens, 21-3
01/07/01	Divisional at Tennessee	Ravens, 24-10
01/14/01	AFC Championship at Oakland	Ravens, 16-3
01/28/01	Super Bowl XXXV vs. NY Giants	Ravens, 34-7
01/13/02	Wild Card at Miami	Ravens, 20-3
01/20/02	Divisional at Pittsburgh	Steelers, 27-10
01/03/04	Wild Card vs. Tennessee	Titans, 20-17
01/13/07	Divisional vs. Indianapolis	Colts, 15-6
01/04/09	Wild Card at Miami	Ravens, 27-9
01/10/09	Divisional at Tennessee	Ravens, 13-10
01/18/09	AFC Championship at Pittsburgh	Steelers, 23-14
01/10/10	Wild Card at New England	Ravens, 33-14
01/16/10	Divisional at Indianapolis	Colts, 20-3
01/09/11	Wild Card at Kansas City	Ravens, 30-7
01/15/11	Divisional at Pittsburgh	Steelers, 31-24
01/15/12	Divisional vs. Houston	Ravens, 20-13
01/22/12	AFC Championship at New England	Patriots, 23-20
01/06/13	Wild Card vs. Indianapolis	Ravens, 24-9
01/12/13	Divisional at Denver	Ravens, 38-35 (2OT)
01/20/13	AFC Championship at New England	Ravens, 28-13
02/03/13	Super Bowl XLVII at San Francisco	Ravens, 34-31
01/03/15	Wild Card at Pittsburgh	Ravens, 30-17
01/10/15	Divisional at New England	Patriots, 35-31

## POSTSEASON TRENDS

Category	All Time	2018
vs. AFC	13-8	0-0
vs. NFC (Super Bowl XXXV and XLVII)	2-0	0-0
Home	3-2	0-0
Away	10-6	0-0
Leading at Halftime	11-3	0-0
Trailing at Halftime	1-5	0-0
Tied at Halftime	3-0	0-0
Leading After 3 Quarters	12-1	0-0
Tied After 3 Quarters	3-2	0-0
Trailing After 3 Quarters	0-5	0-0
Decided by 7 Points or Less	4-3	0-0
Decided By 3 Points or Less	3-2	0-0
When Scoring First	7-1	0-0
When Not Scoring First	8-7	0-0
Positive or Even Turnover Ratio	15-2	0-0
Negative Turnover Ratio	0-6	0-0
Winning or Even Penalty Ratio	11-3	0-0
Losing Penalty Ratio	4-5	0-0
With a 100-Yard Rusher	6-1	0-0
With a 100-Yard Receiver	4-1	0-0
Without a 100-Yard Rusher	9-7	0-0
Without a 100-Yard Receiver	11-7	0-0
When Allowing a 100-Yard Rusher	2-0	0-0
When Not Allowing a 100-Yard Rusher	13-8	0-0
When Allowing a 100-Yard Receiver	5-1	0-0
When Not Allowing a 100-Yard Receiver	10-7	0-0
With a 300-Yard Passer	1-1	0-0
Without a 300-Yard Passer	14-7	0-0
Allowing a 300-Yard Passer	3-1	0-0
Not Allowing a 300-Yard Passer	12-7	0-0

## AN ELITE CLUB

The Ravens have won two Super Bowls during their history, doing so in 2000 and 2012. Baltimore is one of four franchises to win multiple World Championships since 2000.



### MOST SUPER BOWL CHAMPIONSHIPS (Since 2000 Season)

Titles	Team	Seasons
5	New England Patriots	2001, '03-04, '14, '16
2	<b>Baltimore Ravens</b>	<b>2000, '12</b>
2	New York Giants	2007, '11
2	Pittsburgh Steelers	2005, '08

## CONSISTENT CONTENDERS

The Ravens have earned 11 playoff berths in their history (2018, 2014, 2012, 2011, 2010, 2009, 2008, 2006, 2003, 2001 & 2000). Baltimore's 11 berths from 2000-18 rank fourth in the AFC and are seventh overall in the NFL.

### MOST NFL PLAYOFF BERTHS / PAST 19 SEASONS / SINCE 2000

AFC	NFC
16 - New England	13 - Green Bay
14 - Indianapolis	12 - Philadelphia
12 - Pittsburgh	12 - Seattle
<b>11 - Baltimore</b>	8 - Atl./NO/NYG

## PLAYOFFS SINCE 2008

Baltimore is one of six teams to earn a playoff berth in seven of the past 11 seasons. In each of those respective playoff years (prior to this season), the Ravens won at least one playoff game.

### MOST PLAYOFF BERTHS / 2008-18 / PAST 11 SEASONS

Berths	Team	Seasons
10	New England Patriots	2009-18
8	Green Bay Packers	2009-16
<b>7</b>	<b>Baltimore Ravens</b>	<b>2008-12, 2014, 2018</b>
7	Indianapolis Colts	2008-10, 2012-14, 2018
7	Pittsburgh Steelers	2008, 2010-11, 2014-17
7	Seattle Seahawks	2010, 2012-16, 2018

## ROAD WARRIORS

The Ravens are 10-6 on the road in all-time postseason play, posting the best road winning % (.625) since the 1970 merger. (Baltimore is 7-5 on the road during the John Harbaugh Era.)

### NFL POSTSEASON WINNING PCT. / ROAD GAMES / SINCE 1970

Rk.	Team	Record	Pct.
<b>1.</b>	<b>Baltimore Ravens</b>	<b>10-6</b>	<b>.625</b>
2.	New York Giants	8-7	.533
3.	Carolina Panthers	4-4	.500
4.	Los Angeles Chargers	5-6	.455
5.	Pittsburgh Steelers	9-12	.429

## PLAYOFF PERFORMERS

### PLAYOFF WINNING PERCENTAGE / SINCE 1970 MERGER

Rk.	Team	Record	Pct.
<b>1.</b>	<b>Baltimore Ravens**</b>	<b>15-8</b>	<b>.652</b>
2.	New England Patriots*****	33-19	.635
3.	New York Giants****	20-12	.625
4.	San Francisco 49ers*****	30-19	.612
5.	Pittsburgh Steelers*****	36-24	.600

\* Number of Super Bowl Titles



# RAVENS POSTSEASON NOTES

## RAVENS IN THE WILD CARD

The Ravens are 7-1 all time in Wild Card playoff games, ranking as the NFL's best record since the 1970 merger. Baltimore has also won five-consecutive games in the Wild Card round.

### BEST RECORDS IN WILD CARD ROUND / SINCE 1970

Rk.	Team	Record	Pct.
1.	<b>Baltimore Ravens</b>	<b>7-1</b>	<b>.875</b>
2.	Arizona Cardinals	3-1	.750
	Carolina Panthers	3-1	.750
	Houston Texans	3-1	.750
	Tennessee Titans	3-1	.750



CONSECUTIVE WILD CARD GAMES WON BY RAVENS



RAVENS' ALL-TIME WILD CARD RECORD



RAVENS' POINTS DIFF. IN EIGHT WC GAMES

## POSTSEASON SCORING DEFENSE

The Ravens have allowed 16.4 points per game in postseason play, the best playoff mark since the 1970 merger. Limiting the Colts to 9 points in the 2012 Wild Card win, it marked the ninth playoff game Baltimore has allowed 10-or-fewer points since 2000.

### NFL POSTSEASON SCORING DEFENSE / SINCE 1970

Rk.	Team	G	Pts	Pts/Gm
1.	<b>Baltimore Ravens</b>	<b>23</b>	<b>378</b>	<b>16.4</b>
2.	Washington Redskins	35	589	16.8
3.	New York Giants	32	582	18.2

## STRONG PLAYOFFS "D"

In 23 all-time playoff games, the Ravens have allowed 207.4 passing yards and 91.5 rushing yards per contest. Baltimore's 298.9 net yards allowed since 2000 rank as the NFL's third-best mark.

### YARDS ALLOWED PER PLAYOFF / SINCE 2000 / MIN. 5 GAMES

Rk.	Team	Total	Rushing	Passing
1.	Tampa Bay Bucs	259.6	90.0	169.6
2.	Houston Texans	296.6	95.4	201.1
3.	<b>Baltimore Ravens</b>	<b>298.9</b>	<b>91.5</b>	<b>207.4</b>
4.	New York Giants	299.2	98.9	200.3
5.	Tennessee Titans	301.0	71.4	229.6

## PLAYOFFS PICKS

In 23 all-time playoff games, the Ravens' "D" has forced 43 INTs, including 31 thefts in their last 17 postseason contests. Baltimore's 43 INTs rank as the most (tied, NE) in NFL postseason play since 2000, while the 682 INT return yards also stand first.

### NFL POSTSEASON INTs LEADERS / SINCE 2000

Rk.	Team	INTs	Yards	TDs	Games
1.	<b>Baltimore Ravens</b>	<b>43</b>	<b>682</b>	<b>5</b>	<b>23</b>
	New England Patriots	43	665	5	37
3.	Carolina Panthers	24	157	2	15

### INTs Quick Hits:

• Under **John Harbaugh** (since 2008), the Ravens have posted an NFL-high 26 interceptions during postseason play. (Green Bay is next best with 20 picks).

## RAVENS W/ PLAYOFF EXPERIENCE (19 PLAYERS)

Player	GP	GS	Furthest Game Played In
Terrell Suggs	17	17	Super Bowl (2012 Bal.)
Sam Koch	16	0	Super Bowl (2012 Bal.)
Joe Flacco	15	15	Super Bowl (2012 Bal.)
Marshal Yanda	12	12	Super Bowl (2012 Bal.)
Michael Crabtree	9	8	Super Bowl (2012 SF)
Eric Weddle	8	5	AFC Championship (2007 SD)
Jimmy Smith	6	1	Super Bowl (2012 Bal.)
Morgan Cox	6	0	Super Bowl (2012 Bal.)
Justin Tucker	6	0	Super Bowl (2012 Bal.)
Jimmy Smith	6	1	Super Bowl (2012 Bal.)
Brandon Carr	4	4	NFC Divisional (2014, 2016 Dal.)
John Brown	3	2	NFC Championship (2015 Ari.)
Tony Jefferson	3	3	NFC Championship (2015 Ari.)
Ty Montgomery	3	3	NFC Championship (2016 GB)
James Hurst	2	2	AFC Divisional (2014 Bal.)
Anthony Levine Sr.*	2	0	AFC Divisional (2014 Bal.)
C.J. Mosley	2	2	AFC Divisional (2014 Bal.)
Willie Snead IV	2	0	NFC Divisional (2017 NO)
Robert Griffin III	1	1	NFC Wild Card (2012 Was.)

\* was on IR when Baltimore won Super Bowl XLVII

## RAVENS WIN TURNOVER BATTLE

In their playoff history, the Ravens have dominated the turnover battle, posting a +26 mark in 23 games. Under **John Harbaugh**, the Ravens have forced an NFL-best 42 turnovers in 15 playoff games (since 2008). Baltimore's +18 turnover differential under "Harbs" ranks as the NFL's No. 1 mark since 2008. (GB is second at +8.)

### RAVENS PLAYOFF TURNOVER TABLE (All-Time Postseason Play)

Date	Game	+/-	Result
12/31/00	Wild Card vs. Denver	+1	W
01/07/01	Divisional at Tennessee	+1	W
01/14/01	AFC Championship at Oakland	+3	W
01/28/01	Super Bowl XXXV vs. NY Giants	+5	W
01/13/02	Wild Card at Miami	+2	W
01/20/02	Divisional at Pittsburgh	-3	L
01/03/04	Wild Card vs. Tennessee	+1	L
01/13/07	Divisional vs. Indianapolis	-2	L
01/04/09	Wild Card at Miami	+4	W
01/10/09	Divisional at Tennessee	+3	W
01/18/09	AFC Championship at Pittsburgh	-3	L
01/10/10	Wild Card at New England	+2	W
01/16/10	Divisional at Indianapolis	-3	L
01/09/11	Wild Card at Kansas City	+3	W
01/15/11	Divisional at Pittsburgh	-1	L
01/15/12	Divisional vs. Houston	+4	W
01/22/12	AFC Championship at New England	+2	L
01/06/13	Wild Card vs. Indianapolis	E	W
01/12/13	Divisional at Denver	+2	W
01/20/13	AFC Championship at New England	+3	W
02/03/13	Super Bowl XLVII vs. San Francisco	+1	W
01/03/15	Wild Card at Pittsburgh	+2	W
01/10/15	Divisional at New England	-1	L
<b>Totals</b>		<b>+26</b>	<b>15-8</b>



RAVENS POSTSEASON TURNOVER DIFF. SINCE 2000 No. 1 in NFL



RAVENS POSTSEASON TAKEAWAYS SINCE 2008 No. 1 in NFL



RAVENS POSTSEASON TURNOVER DIFF. SINCE 2008 No. 1 in NFL



# RAVENS POSTSEASON NOTES

## HARBS A PLAYOFF WINNER



✓ Through any head coach's first 10 seasons of a career, **John Harbaugh's** 10 playoff victories tie four coaches for third most since the 1970 merger.

✓ If the Ravens win on Sunday vs. Los Angeles, "Harbs" would tie (Bill Belichick) for the third-most playoff wins (11) in the first 11 seasons of a career.

✓ Harbaugh, Tom Landry (Dal.) and Tom Coughlin (Jax./NYG) own the most road playoff wins (7) by a HC in NFL history.

### MOST PLAYOFF WINS BY HC / FIRST 10 FULL SEASONS (Since 1970 Merger)

Coach (Team)	Playoff Wins	Seasons
Joe Gibbs (Was.)	12	1981-90
Chuck Noll (Pit.)	11	1969-78
<b>John Harbaugh (Bal.)</b>	<b>10</b>	<b>2008-17</b>
Bill Belichick (Cle. & NE)	10	1991-95, 2000-04
Andy Reid (Phi.)	10	1999-2008
George Seifert (SF, Car.)	10	1989-96, '99-'00
Bill Walsh (SF)	10	1979-88

## POSTSEASON SUCCESS: ACTIVE COACHES

### PLAYOFF WIN PERCENTAGE

Rk.	Coach	Rec.	Pct.
1.	Bill Belichick	28-11	.718
<b>2.</b>	<b>John Harbaugh</b>	<b>10-5</b>	<b>.667</b>
3.	Dan Quinn	3-2	.600
4.	Pete Carroll	10-7	.588
5.	Sean Payton	7-5	.583

### SUPER BOWL TITLES

1.	Bill Belichick	5
<b>2.</b>	<b>John Harbaugh</b>	<b>1</b>
	Pete Carroll	1
	Sean Payton	1
	Doug Pederson	1
	Mike Tomlin	1

## OLB TERRELL SUGGS

✓ Terrell Suggs' 83 playoff tackles rank second in team history only behind LB Ray Lewis (236).

✓ Suggs' 17 career postseason games played rank No. 2 in Ravens history (Ray Lewis, 21).

✓ Suggs' 10 TFL since the 2008 playoffs rank No. 1 among active NFL players.

✓ Suggs' 12.5 playoff sacks rank third in NFL postseason history.



## A PLAYOFF PERFORMER

Seven-time Pro Bowler **OLB Terrell Suggs** has posted 12.5 career sacks in the playoffs, producing a mark that ranks an impressive third in all-time NFL postseason history.

### NFL POSTSEASON SACKS LEADERS / ALL TIME

Rk.	Player	Sacks	Yards
1.	Willie McGinest	16.0	113.5
2.	Bruce Smith	14.5	109.5
<b>3.</b>	<b>Terrell Suggs</b>	<b>12.5</b>	<b>79.0</b>
4.	Reggie White	12.0	70.0

## QB LAMAR JACKSON



✓ **QB Lamar Jackson** on Sunday will become the first Ravens rookie QB to start a playoff game since Joe Flacco in 2008.

✓ The last NFL rookie QB to start a playoff game was Dallas' Dak Prescott in 2016.

## JACKSON PLAYOFF QUICK HIT

✓ *This Sunday vs. Los Angeles, rookie QB Lamar Jackson (at 21 years, just 1 day before his 22nd birthday) will become the youngest QB to start a game in NFL postseason history.*

## QB JOE FLACCO

✓ In the Ravens' last 10 playoff games, **QB Joe Flacco** is 196-of-327 for 2,563 yards, 24 TDs & 4 INTs (104.1 rating). (The Ravens are 7-3.)

✓ In his last six playoff games (5-1 record), he's thrown 17 TDs & 2 INTs. Completing 119 of 200 passes for 1,691 yards, he owns a 111.1 rating.

✓ Flacco has thrown at least 2 TDs in eight-straight playoff games, the longest streak in NFL playoff history.



## QB PLAYOFF VICTORIES

### PLAYOFF WINS (ACTIVE QBs / SINCE 2008)

1.	Tom Brady	13
<b>2.</b>	<b>Joe Flacco</b>	<b>10</b>
3.	Aaron Rodgers	9
4.	Ben Roethlisberger	8
	Russell Wilson	8

### ROAD PLAYOFF WINS (BY QBs / NFL HISTORY)

<b>1.</b>	<b>Joe Flacco</b>	<b>7</b>
2.	E. Manning, A. Rodgers	5
	B. Roethlisberger	5
5.	L. Dawson, J. Delhomme	4
	M. Sanchez, R. Staubach	4

## PLAYOFF PERFECTION

Super Bowl XLVII MVP **QB Joe Flacco** was masterful during the Ravens' 2012 playoff run, completing 73 of 126 passes for 1,140 yards, 11 TDs and 0 INTs to produce a 117.2 passer rating. Flacco joined Hall of Fame QB Joe Montana (1989) as the only players to produce 11 TDs and 0 INTs during an NFL postseason.

### JOE FLACCO STATISTICS / 2012 PLAYOFFS

Game (Opp./Rd.)	Cmp-Att	Pct.	Yards	TDs	INTs	Rate
1/06/13 vs. Ind. (WC)	12-23	52.2	282	2	0	125.6
1/12/13 at Den. (Div.)	18-34	52.9	331	3	0	116.2
1/20/13 at NE (AFC)	21-36	58.3	240	3	0	106.3
2/03/13 at SF (SB)	22-33	66.6	287	3	0	124.2
<b>Totals (Record: 4-0)</b>	<b>73-126</b>	<b>57.9</b>	<b>1,140</b>	<b>11</b>	<b>0</b>	<b>117.2</b>

## NFL SINGLE-SEASON PLAYOFF RECORDS

### PASSING YARDS (Single-Season Playoff History)

1.	Eli Manning (2011)	1,219
2.	Kurt Warner (2008)	1,147
<b>3.</b>	<b>Joe Flacco (2012)</b>	<b>1,140</b>

### PASSING TOUCHDOWNS (Single-Season Playoff History)

<b>1.</b>	<b>Joe Flacco (2012)</b>	<b>11</b>
	Joe Montana (1989)	11
	Kurt Warner (2008)	11



# RAVENS WINNING WAYS

## TOP FRANCHISES / SINCE 2000

### TOTAL WINS

1. New England Patriots . . . 252
2. Pittsburgh Steelers . . . 212
3. Indianapolis Colts . . . 202
4. Green Bay Packers . . . 196
5. Philadelphia Eagles . . . 194
- 6. BALTIMORE RAVENS . . . 191**

### SUPER BOWL BERTHS

1. New England Patriots . . . 8
2. New York Giants . . . . . 3
- Pittsburgh Steelers . . . . . 3
- Seattle Seahawks . . . . . 3
- 5. BALTIMORE RAVENS . . . . . 2**
- Car., Den., Ind., Phi. . . . . 2

### SUPER BOWL TITLES

1. New England Patriots . . . 5
- 2. BALTIMORE RAVENS . . . . . 2**
- New York Giants . . . . . 2
- Pittsburgh Steelers . . . . . 2
- Den., GB, Ind., . . . . . 1
- NO, Phi., Sea., TB . . . . . 1

### CONF. TITLE GAMES

1. New England Patriots . . 12
- Philadelphia Eagles . . . . 6
- Pittsburgh Steelers . . . . 6
- 4. BALTIMORE RAVENS . . . . 4**
- Green Bay Packers . . . . 4
- Indianapolis Colts . . . . 4

### WINNING SEASONS

1. New England Patriots . . 18
2. Pittsburgh Steelers . . . . 15
3. Indianapolis Colts . . . . 14
- 4. Baltimore Ravens . . . . 13**
- GB, Phi. & Sea. . . . . 13

### PLAYOFF BERTHS

1. New England Patriots . . 16
2. Indianapolis Colts . . . . 14
3. Green Bay Packers . . . . 13
4. Phi., Pit. & Sea. . . . . 12
- 7. BALTIMORE RAVENS . . . . 11**

### PLAYOFF GAMES

1. New England Patriots . . 37
2. Pittsburgh Steelers . . . . 25
3. Green Bay Packers . . . . 24
- Indianapolis Colts . . . . 24
- 5. BAL., Phi., Sea. . . . . 23**

### PLAYOFF WINS

1. New England Patriots . . 27
- 2. BALTIMORE RAVENS . . . 15**
- Pittsburgh Steelers . . . . 15
4. Philadelphia Eagles . . . 13
- Seattle Seahawks . . . . 13

## SUPER BOWL CHAMPIONS



**LB Ray Lewis - 2000 Super Bowl XXXV MVP**

In a magnificent effort showcasing thrilling performances by their defense, offense and special teams units, the Baltimore Ravens won Super Bowl XXXV with a 34-7 victory over the New York Giants. Allowing the Giants a meager 152 total net yards, New York's attack crossed midfield just twice, while Baltimore's "D" posted 4 INTs. LB Ray Lewis was named the game's MVP, capping an accolade-filled season in which he was also tabbed the NFL's Defensive Player of the Year.



**QB Joe Flacco - 2012 Super Bowl XLVII MVP**

Baltimore defeated San Francisco, 34-31, in Super Bowl XLVII, capturing the franchise's second World Championship. After an amazing first-half performance, the Ravens took a commanding 28-6 lead. But following a bizarre, 34-minute power outage that halted play, the 49ers stormed back into contention. Clinging to a 34-29 edge late in the game, the Ravens stood firm on a pivotal goal-line stand, jamming SF on four-straight plays inside the 7-yard line. QB Joe Flacco was named the game's MVP.

## PLAYOFF PERFORMERS

### PLAYOFF WINNING PERCENTAGE (Since 1970 Merger)

Rk.	Team	Record	Pct.
1.	<b>BALTIMORE RAVENS**</b>	<b>15-8</b>	<b>.652</b>
2.	New England Patriots*****	33-19	.635
3.	New York Giants****	20-12	.625
4.	San Francisco 49ers*****	30-19	.612
5.	Pittsburgh Steelers*****	36-24	.600

\* Number of Super Bowl Titles

## JOHN HARBAUGH ERA

(SINCE 2008)

### PLAYOFF BERTHS

1. New England Patriots . . 10
2. Green Bay Packers . . . . 8
- 3. BALTIMORE RAVENS . . . . 7**
- Indianapolis Colts . . . . 7
- Pittsburgh Steelers . . . . 7
- Seattle Seahawks . . . . . 7

### TOTAL WINS

1. New England Patriots . . 147
2. Pittsburgh Steelers . . . 123
3. Green Bay Packers . . . 115
- 4. BALTIMORE RAVENS . . . 114**
- New Orleans Saints . . . 114
6. Seattle Seahawks . . . . 107

### PLAYOFF WINS

1. New England Patriots . . 13
- 2. BALTIMORE RAVENS . . . 10**
3. Green Bay Packers . . . . 9
- Seattle Seahawks . . . . . 9
5. Pittsburgh Steelers . . . . 8

### PLAYOFF GAMES

1. New England Patriots . . 20
2. Green Bay Packers . . . . 16
- 3. BALTIMORE RAVENS . . . 15**
4. Pittsburgh Steelers . . . . 14
- Seattle Seahawks . . . . 14

### AFC TITLE GAMES

1. New England Patriots . . 7
- 2. BALTIMORE RAVENS . . . 3**
- Pittsburgh Steelers . . . . 3
4. Denver Broncos . . . . . 2
- Indianapolis Colts . . . . 2
- New York Jets . . . . . 2

### PLAYOFF ROAD WINS

- 1. BALTIMORE RAVENS . . . . 7**
2. Green Bay Packers . . . . 5
3. New York Jets . . . . . 4
4. San Francisco 49ers . . . 3
5. NY Giants, Philadelphia . . 2
- Pittsburgh, Seattle . . . . 2

### REG. SEASON WINS

1. New England Patriots . . 134
2. Pittsburgh Steelers . . . 115
3. New Orleans Saints . . . 108
4. Green Bay Packers . . . 106
- 5. BALTIMORE RAVENS . . . 104**
6. Atlanta Falcons . . . . . 102
7. Indianapolis Colts . . . 101

### REG. SEASON HOME WINS

1. New England Patriots . . 76
- 2. BALTIMORE RAVENS . . . 65**
3. Green Bay Packers . . . . 64
4. Pittsburgh Steelers . . . . 63
5. New Orleans Saints . . . 61
6. Minnesota Vikings . . . . 59
- Seattle Seahawks . . . . 59

## SUPER BOWL SUCCESS

The Baltimore Ravens are one of four franchises (New England, NY Giants and Pittsburgh) to win multiple Super Bowls since 2000.





# HEAD COACH JOHN HARBAUGH

## ALL-TIME RAVENS COACHING RECORDS

John Harbaugh is the third head coach in Baltimore Ravens history. He is the franchise's all-time winningest coach (114 total victories), with Brian Billick (85) ranking second.

**SEASONS**  
RAVENS: 11<sup>TH</sup>  
NFL: 21<sup>ST</sup>

Coach	Seasons	Reg. Season	Playoffs	Total
John Harbaugh	2008-18	104-72	10-5	114-77
Brian Billick	1999-2007	80-64	5-3	85-67
Ted Marchibroda	1996-98	16-31-1	n/a	16-31-1



## HARBAUGH HEAD COACHING RECORDS (2008-18)

- Overall Career Record . . . 114-77
- Regular Season Record . . 104-72
- at Home . . . . . 65-23
- on Road . . . . . 39-49
- vs. AFC . . . . . 79-53
- vs. AFC North . . . . . 40-26
- vs. NFC . . . . . 25-19
- Playoffs Record . . . . . 10-5
- Home Playoff Games . . . . . 2-0
- Road Playoff Games . . . . . 7-5
- Super Bowl Record . . . . . 1-0
- vs. Chargers . . . . . 4-2

## RAVENS WINS UNDER HARBAUGH

Including playoffs (10-5), the Ravens are 114-77 since **John Harbaugh's** 2008 arrival, tying (NO) for the NFL's fourth-most wins.

### TOTAL NFL WINS / INCLUDING PLAYOFFS / SINCE 2008

Rk.	Team	Total Wins
1.	New England Patriots	147
2.	Pittsburgh Steelers	123
3.	Green Bay Packers	115
4.	<b>Baltimore Ravens</b>	<b>114</b>
	New Orleans Saints	114

## HARBAUGH SEASON-BY-SEASON

Year	Record	Playoffs (Result)
2018	10-6	Division Title / Wild Card Round
2017	9-7	No Playoff Berth
2016	8-8	No Playoff Berth
2015	5-11	No Playoff Berth
2014	10-6	1-1 (Advanced to Divisional Round)
2013	8-8	No Playoff Berth
2012	10-6	4-0 (Won Super Bowl XLVII)
2011	12-4	1-1 (Advanced to AFC Championship)
2010	12-4	1-1 (Advanced to Divisional Round)
2009	9-7	1-1 (Advanced to Divisional Round)
2008	11-5	2-1 (Advanced to AFC Championship)

## HARBS IS HISTORICALLY GOOD

### MOST PLAYOFF WINS BY A COACH / FIRST 10 FULL SEASONS (Since 1970 Merger)

Coach (Team)	Playoff Wins	Seasons
Joe Gibbs (Was.)	12	1981-90
Chuck Noll (Pit.)	11	1969-78
<b>John Harbaugh (Bal.)</b>	<b>10</b>	<b>2008-17</b>
Bill Belichick (Cle. & NE)	10	1991-95, 2000-04
Andy Reid (Phi.)	10	1999-2008
George Seifert (SF, Car.)	10	1989-96, '99-'00
Bill Walsh (SF)	10	1979-88

## THE HARBAUGH FILE

**John Harbaugh** has led the Ravens to a playoff berth in seven (2008-12, 2014 & 2018) of his 11 seasons, and in 2012, captured the franchise's second Super Bowl title. Under "Harbs," the Ravens have secured an appearance in three AFC Championships (2008, 2011 & 2012).

### Here are several Harbaugh quick hits:

- The Ravens are one of only six teams (NE – 10; GB – 8; Bal., Ind., Pit. & Sea. – 7) to earn at least seven postseason berths in the last 11 years. (Baltimore has won at least one game in each of those playoff campaigns, entering 2018.)
- The Ravens' 10 playoff wins since 2008 rank second only to New England's 13.
- "Harbs" is the only head coach in NFL history to win a playoff game in each of his first four and five seasons.
- John and his brother, Jim (formerly of the 49ers), are the only head coaches to advance to three conference title games in the first five years as NFL bosses.
- Harbaugh is the only coach in NFL history to win a playoff game in six of the first seven seasons of a coaching career.
- In 2012, Harbaugh became the third coach (with Bill Cowher & Chuck Knox) since the 1970 merger to guide his team to the playoffs in each of his first five seasons.
- Harbaugh owns the third-most playoff wins (10, tied) by a coach in his first 10 seasons (since the 1970 merger).
- With the Ravens' 2014 playoff berth, Harbaugh became one of eight coaches in NFL history to make the postseason in six of their first seven seasons coaching.
- For coaches to make the playoffs in at least six of their first 10 years, "Harbs" is one of four active coaches to do so (Pete Carroll, Andy Reid & Mike Tomlin).
- Harbaugh, Tom Landry (Dal.) and Tom Coughlin (Jax./NYG) own the most road playoff wins (7) by a HC in NFL history.



# HEAD COACH JOHN HARBAUGH

## ACTIVE HEAD COACH WINNING PERCENTAGE

Head coach **John Harbaugh** owns the fifth-best winning percentage (.597) among active coaches (min. 75 games), compiling a strong 114-77 record (including playoffs).

### ACTIVE HEAD COACHES / CAREER WINNING PERCENTAGE (Totals Include Regular Season and Playoff Games / Min. 75 Games)

Rk.	Coach	Team	Seasons	Record	Pct.
1.	Bill Belichick	Cle./NE	1991-95, 2000-18	289-134	.683
2.	Mike Tomlin	Steelers	2007-18	133-73-1	.645
3.	Sean Payton	Saints	2006-18	125-79	.613
4.	Andy Reid	Phi./KC	1999-2018	206-137-1	.600
5.	<b>John Harbaugh</b>	<b>Ravens</b>	<b>2008-18</b>	<b>114-77</b>	<b>.597</b>
6.	Pete Carroll	NYJ/NE/Sea.	'94, '97-99, '10-18	132-92-1	.589
7.	Mike Zimmer	Vikings	2014-18	48-34-1	.584

## TRENDS UNDER HARBS

On grass . . . . .	47-34
Artificial turf . . . . .	57-38
September . . . . .	25-12
October . . . . .	17-25
November . . . . .	32-13
December . . . . .	27-20
January . . . . .	3-2
Leading at halftime . . . . .	84-18
Leading after 3 quarters . . . . .	92-16
When scoring first . . . . .	76-24
Positive or even turnover ratio . . . . .	81-30
Scoring 20 or more points . . . . .	87-32
Scoring 30 or more points . . . . .	37-5
Totaling 350 or more net yards . . . . .	58-26
Rushing for 150 or more yards . . . . .	34-7
Holding opp. under 250 net yards . . . . .	38-6
Holding opp. under 21 points . . . . .	85-15
Holding opp. under 15 points . . . . .	62-7

## POSTSEASON SUCCESS: ACTIVE COACHES

### PLAYOFFS WIN PERCENTAGE (Min. 5 Games)

Rk.	Coach	Rec.	Pct.
1.	Bill Belichick	28-11	.718
2.	<b>John Harbaugh</b>	<b>10-5</b>	<b>.667</b>
3.	Dan Quinn	3-2	.600
4.	Pete Carroll	10-7	.588
5.	Sean Payton	7-5	.583

### SUPER BOWL TITLES

1. Bill Belichick . . . . . 5
2. **John Harbaugh** . . . . . 1
- Pete Carroll . . . . . 1
- Sean Payton . . . . . 1
- Doug Pederson . . . . . 1
- Mike Tomlin . . . . . 1

## HARBAUGH'S PATH TO THE NFL

Team	Position	Years
<b>Baltimore Ravens</b>	<b>Head Coach</b>	<b>2008-18</b>
Philadelphia Eagles	Secondary	2007
Philadelphia Eagles	Special Teams Coord.	1998-2006
Indiana University	DBs/Special Teams Coord.	1997
University of Cincinnati	Assistant Head Coach	1995-96
University of Cincinnati	TEs/OLBs/RBs/Special Teams	1989-94
Morehead State	DBs/ST Coord./S&C Coach	1988
University of Pittsburgh	Tight Ends	1987
Western Michigan	Graduate Assistant	1984-86

## RAVENS UNDER HARBAUGH: SINCE 2008

<b>AFC TITLE GAMES</b> (2nd Most - tied, Pit.)	<b>ROAD PLAYOFF WINS</b> (NFL High)	<b>PLAYOFF WINS</b> (2nd Most, NE - 13)	<b>WINS AT HOME</b> (2nd Most)	<b>TOTAL VICTORIES</b> (4th Most, tied, NO)

*"I can't think of a coach I respect any more than John. He's got an amazing presence about him. Look what he's done. He's done great things for this organization."*

*- Jim Nantz, CBS Announcer, Dec. 2018*





# JERRY ROSBURG & SPECIAL TEAMS NOTES



## ROSBURG LEADS RAVENS SPECIALISTS

**SEASONS**  
**RAVENS: 11TH**  
**NFL: 18TH**

Special teams coordinator/associate head coach **Jerry Rosburg** has guided a stellar special teams group since arriving in Baltimore in 2008. Below are several standout notes about the coach and his successful group of specialists.

### SIX PRO BOWLERS

• Six Ravens have earned eight combined Pro Bowl honors while playing for Rosburg: ST **Brendon Ayanbadejo** (2008), **K Billy Cundiff** (2010), **RS Jacoby Jones** (2012), **K Justin Tucker** (2013 & 2016), **LS Morgan Cox** (2015 & 2016) and **P Sam Koch** (2015).

### PRIME KICKER & PUNTER

• Two-time Pro Bowl **K Justin Tucker**, who Rosburg scouted and helped sign as a rookie free agent, owns the NFL's most FGs (237) since entering the NFL in 2012. With a 90.1% career success mark, "Tuck" is the most accurate kicker in league history (237-of-263 on FGAs). Earning his first Pro Bowl nod in 2015, **P Sam Koch's** 46.7 gross average ranked No. 9 in the NFL that season, while his 42.9 net average was No. 2. In 2017, Koch led the NFL in both punts inside the 10 (16) and the 20 (a franchise-record 40).

### 2018: ANOTHER RAVENS RETURN MAN SCORES BIG

• In Week 12's win over Oakland, Baltimore native **CB/RS Cyrus Jones** posted a 70-yard punt return TD in the second quarter, marking the Ravens' first PR-TD since 10/15/17, when Michael Campanaro had a 77-yarder vs. Chicago. Dating back to 2011, six different Ravens have returned punts for touchdowns: Campanaro, Kaelin Clay, Tandon Doss, C. Jones, Jacoby Jones and Lardarius Webb.

### RAVENS' BIG RETURNS IN JONES' MAGICAL SEASON

• Led by Pro Bowl **RS Jacoby Jones** in the 2012 Super Bowl season, Baltimore ranked first in the NFL in KOR average (27.3). Jones, who became the first player ever to record dual KORs of at least 105 yards in a career, tied for a league-leading 3 kick return TDs (2 KORs & 1 PR). He also tied an NFL record for longest KOR in a Super Bowl with his 108-yard KOR-TD. (In 2014's game at Pit., he added another 108-yarder to his resume, marking 4 total KOR-TDs over 100 yards in his career.)

## BALTIMORE BLOCK PARTY

Since 2014, the Ravens have produced the NFL's third-most blocked kicks (13, tied), including an NFL-high (tied) 4 in 2016.

MOST BLOCKED KICKS (Since 2014)			MOST BLOCKED KICKS (2016 Season)		
Rk.	Team	Blocks	Rk.	Team	Blocks
1.	Miami / Philly	15	1.	Baltimore	4
3.	New England	14		Miami	4
4.	Baltimore / Denver	13	3.	Five Teams	3

### RAVENS' 13 BLOCKS: BREAKDOWN (SINCE 2014)

Total Blocks	13	1st Qtr.	3	When Losing	8
FG Blocks	7	2nd Qtr.	1	When Winning	3
PAT Blocks	3	3rd Qtr.	3	When Tied	2
Punt Blocks	3	4th Qtr.	6	Record w/ Block	8-5

237

J. Tucker FGs Made  
NFL's Most Since '12

952

J. Tucker Points Scored  
NFL's 2nd Most Since 2012

90.1

J. Tucker Career FG %  
Best in NFL History

5

Ravens KOR-TDs  
NFL's 2nd Most Since '11

6

Ravens PR-TDs  
NFL's 2nd Most Since '11  
(tied with Chi.)

11

Ravens Total Return TDs  
NFL's 2nd Most Since '11  
(tied with KC)

## SIX STRAIGHT IN THE TOP 5

In the past six full seasons (2012-17), the Ravens' special teams units have consistently been acknowledged as one of the league's best. In the annual special teams report from senior NFL writer Rick Gosselin, Baltimore has ranked in the NFL's Top 5 for six-straight seasons. (Gosselin's report is recognized by NFL teams as a special teams measuring stick.)

### RAVENS SPECIAL TEAMS RANKINGS IN RICK GOSSELIN'S ANNUAL REPORT (Past Six Seasons)

Season	Ranking
2017	4th
2016	5th
2015	1st
2014	5th
2013	5th
2012	2nd

No other NFL team has been in the Top 5 (or even the Top 10) in each of the past six seasons.

## TOP KOR AVERAGE

Since 2008, when **Jerry Rosburg** became the Ravens' ST coordinator, Baltimore owns the NFL's No. 1 KOR average (25.1).

### NFL KICKOFF RETURN AVERAGE (Since 2008 / Rosburg's Baltimore Tenure)

Rk.	Team	KOR	Yards	Avg.	Long	TDs
1.	Baltimore Ravens	476	11,970	25.1	108t	7
2.	Minnesota Vikings	520	12,762	24.5	109t	10
3.	New York Jets	543	13,006	24.0	107t	7
4.	Atlanta Falcons	407	9,712	23.9	102t	1
5.	Seattle Seahawks	490	11,618	23.7	105t	6



# DON "WINK" MARTINDALE & DEFENSIVE NOTES

## "WINK" LEADS THE DEFENSE

On Jan. 9, 2018, the Ravens promoted **Don "Wink" Martindale** to defensive coordinator following the retirement of Dean Pees. Martindale, 54, is in his seventh year with the Ravens after serving as LBs coach from 2016-17 and ILBs coach from 2012-15. Under his guidance, **LB C.J. Mosley** has become one of the league's top defenders, earning three Pro Bowls.

The 2018 campaign marks Martindale's 14th season coaching in the NFL, where he has also spent time with Oakland (2004-08) and Denver (2009-10). In 2010, he served as the Broncos' defensive coordinator.

"Don has done a great job," **John Harbaugh** stated in November. "He has certain skills and gifts as a coach that are unique to him and are really strong. It's a team effort, too. We have a great staff. All those guys have done a great job, and our players are involved. We have the right kind of culture. I'm proud of all those guys. We have a bunch of young coaches who are really smart guys. Don does a great job of bringing them all in to it and including them."

**SEASONS**  
RAVENS: 7<sup>TH</sup>  
NFL: 14<sup>TH</sup>



## 2018 DEFENSIVE NUMBERS TO RAVE ABOUT

**4.81** — Yards per play allowed by the Ravens' defense, ranking as the NFL's second fewest. (Chicago was first at 4.78.)

**34.1** — Third-down percentage, ranking No. 3.

**43** — Sacks by Baltimore, tying (Det., Hou. & Sea.) for 11th.

**86** — Tackles for loss by Baltimore, tying (Chi. & Phi.) for fifth.

**89** — Passes defended by Baltimore, ranking third.

**80.6** — Defensive passer rating by Baltimore, ranking No. 2.

**104** — Quarterback hits by the Ravens, ranking sixth.

## SHUT 'EM DOWN

Dating back to 2017, 19 shutouts have been pitched by defenses throughout the NFL. Of those, a league-high 4, including 2018's Week 6, 21-0 win at Tennessee, have come courtesy of the Ravens.

### MOST SHUTOUTS

(Since 1996 / Ravens' Inception)

Rk.	Team	Shutouts
1.	Baltimore Ravens	14
2.	San Francisco 49ers	11
	Seattle Seahawks	11

### MOST SHUTOUTS

(Since 2017)

Rk.	Team	Shutouts
1.	Baltimore Ravens	4
2.	Jacksonville Jaguars	2
	Los Angeles Rams	2

## ALL-TIME RAVENS 'D' COORDINATORS

**Don Martindale** joins a long line of great Ravens defensive coordinators, four of whom have gone on to become NFL head coaches: **Marvin Lewis** (1996-2001), **Mike Nolan** (2002-04), **Rex Ryan** (2005-08) and **Chuck Pagano** (2011).

### RAVENS ALL-TIME DEFENSIVE COORDINATORS

<b>Don Martindale</b> (2018)	Rex Ryan (2005-08)
Dean Pees (2012-17)*	Mike Nolan (2002-04)
Chuck Pagano (2011)	Marvin Lewis (1996-2001)*
Greg Mattison (2009-10)	* Super Bowl-winning DC

## RAVENS' NO. 1 DEFENSE

In 2018, the Ravens produced the NFL's No. 1 defense (yards allowed per game) and permitted the league's second-fewest points per game. It marked the second time (2006) in team history that Baltimore posted the league's No. 1 unit.

### 2018 TOTAL DEFENSE

Rk.	Team	YPG
1.	Baltimore	292.9
2.	Buffalo	294.1
3.	Chicago	299.7
4.	Minnesota	309.7
5.	Jacksonville	311.4

### 2018 SCORING DEFENSE

Rk.	Team	PPG
1.	Chicago	17.7
2.	Baltimore	17.9
3.	Tennessee	18.9
4.	Houston	19.8
	Jacksonville	19.8

## RAVENS "D" UNDER HARBAUGH

**Don Martindale** leads a defensive unit that, during the **John Harbaugh Era** (2008-18), has been superb.

### POINTS PER GAME ALLOWED

1.	Baltimore	19.0
2.	Pittsburgh	19.2
3.	New England	19.4

### TOUCHDOWNS ALLOWED

1.	Baltimore	355
2.	Pittsburgh	366
3.	Seattle	374

### TOTAL NET YARDS ALLOWED

1.	Pittsburgh	308.9
2.	Baltimore	315.5
3.	NY Jets	324.0

### OPPONENT PASSER RATING

1.	Baltimore	79.3
2.	Buffalo	80.9
3.	Cincinnati	82.3

### RUSHING YARDS ALLOWED

1.	Pittsburgh	93.8
2.	Baltimore	96.8
3.	Minnesota	102.2

### THIRD-DOWN DEFENSE

1.	Baltimore	36.0
2.	Houston	36.1
3.	Denver	36.3

## SACK CITY, USA

In 2018's Week 6 win at the Titans, Baltimore racked up a franchise-best 11 sacks, tying for the second most by a team in league history. They also stand as the most in an NFL game since 2012 (SD, 11).

### MOST SINGLE-GAME SACKS RAVENS HISTORY

10/14/18 at Ten	11
11/24/11 vs. SF	9
11/26/06 vs. Pit	9
11/16/97 vs. Phi	9

**Second-Half "D" Dominates:** In 2018's Week 6 win vs. Tennessee, the Ravens became the first team since the 1934 Lions not to allow a touchdown after halftime in each of their first six games of a season. (Baltimore's streak was then snapped by New Orleans in Week 7.)



# MARTY MORNHINWEG & OFFENSIVE NOTES

## MARTY MANS THE OFFENSE

Marty Mornhinweg was elevated to offensive coordinator on Oct. 10, 2016. A 24-year NFL coaching veteran, Mornhinweg, who joined Baltimore as QBs coach in 2015, is a former head coach of the Lions (2001-02). He has also served as offensive coordinator for the New York Jets (2013-14), Philadelphia Eagles (2004-12) and San Francisco 49ers (1997-2000).

### FIVE PRO BOWLERS

• Throughout his NFL coaching career, five quarterbacks have earned Pro Bowl honors under Mornhinweg's direction: Michael Vick, Donovan McNabb, Steve Young, Jeff Garcia and Brett Favre.

### SEASONS

**RAVENS: 4TH**  
**NFL: 24TH**



## MARTY'S NFL COORDINATOR ROLES

### 1997-2000: 49ers – Offensive Coordinator/QBs Coach

- During this span, SF offense ranked third in total net yards (364.6 ypg), including third in rushing (131.4 ypg) and fifth in passing (233.2 ypg).
- In 1999, the 49ers boasted the NFL's No. 1 rush offense (130.9 ypg).
- In 1998, SF offense ranked No. 1 in the NFL (425.0 ypg), including first in rushing (159.0 ypg) and second in passing (266.0 ypg).

### 2004-12: Eagles – Offensive Coordinator/Asst. Head Coach

- Under Mornhinweg, 10 offensive players earned a total of 17 Pro Bowl honors. Philly set a then-franchise best with 6,386 total net yards in 2011.
- In his first season (2004) guiding the offense, Philadelphia advanced to Super Bowl XXXIX.

### 2013-14: NY Jets – Offensive Coordinator

- Jets ranked third in the NFL rush offense (138.7 ypg) during this span.
- In 2014, helped guide a rushing attack that finished third in the NFL (142.5 ypg) behind RBs Chris Ivory and Chris Johnson.

### 2016-18: Baltimore Ravens – Offensive Coordinator

- In 2016, QB Joe Flacco threw for a franchise-record 4,317 yards.
- In 2018, the Ravens racked up the most net yards (5,999) and second-most rushing yards (2,441) in single-season franchise history.
- In 2018, QB Lamar Jackson led Baltimore to a 6-1 record in the regular season's final seven games. The rookie tallied 695 rushing yards, which ranked as the league's most by a QB. They were also the 11th most ever by a QB in NFL single-season history.

## RAVENS SET OFFENSIVE MARK

Boasting the NFL's No. 2 ground attack (152.6 ypg) in 2018, the Ravens racked up the most total net yards (5,999) and second-most rushing yards (2,441) in single-season franchise history.

### RAVENS SINGLE-SEASON OFFENSIVE RECORDS

#### MOST RUSHING YARDS

Rk.	Year	Yards
1.	2003	2,674
2.	2018	2,441
3.	2008	2,376

#### MOST TOTAL NET YARDS

Rk.	Year	Yards
1.	2018	5,999
2.	2014	5,838
3.	2015	5,749

## RUN GAME QUICK HITS

- ✓ From Weeks 11-15 in 2018, the Ravens rushed for at least 190 yards in five-straight games. The last NFL team to achieve this feat was the 1976 Steelers.
- ✓ In their last seven games of 2018 (6-1 record), Baltimore rushed for an NFL-high 229.6 YPG. Overall, the Ravens' run game was No. 2 in the NFL (152.6 ypg).
- ✓ Under Harbaugh, when rushing for at least 125 yards in a game, the Ravens have produced a 55-11 record. Baltimore is 34-7 when rushing for at least 150 yards and 15-1 when tallying at least 200 under Harbaugh.

## RAVENS STOUT ON THIRD DOWN

In 2018, Baltimore ranked No. 6 in third-down offense, converting 104 of 231 attempts (45.0%). Here's a breakdown of the final third-down offensive rankings:

Third-and-short (<4 yards)	.49 of 63 (77.8%)	– No. 1
Third-and-2/3	.21 of 29 (72.4%)	– No. 2
Third-and-1	.28 of 34 (82.4%)	– No. 3
Third down overall	104 of 231 (45.0%)	– No. 6

## 10-PLAY TD DRIVES

Baltimore's offense posted an NFL-high 40 10-play drives in 2018, 19 of which produced TDs.

### 10-PLAY TOUCHDOWN DRIVES / 2018 SEASON

Rk.	Team	Poss.	10-Play Drives	10-Play TDs
1.	Baltimore	177	40	19*
2.	New England	182	35	15
3.	Kansas City	170	34	18

\* NFL high, with KC, NO & Pit. (18) in second



2018 Ravens Rushing Ranking (152.6 YPG) (Seattle, 160.0, No. 1)



NFL-High 200-Yard Rushing Games by Baltimore in 2018 (Weeks 11-13, Week 15 & Week 17)

## RUN IT UP

There were 32 200-yard rushing games in the NFL in 2018, with Baltimore producing a league-high five such performances, including 4 of the Top 14.

### MOST RUSHING YARDS / TOP 12 GAMES / 2018 SEASON

Rk.	Team	Week/Opp.	Yards	Result
1.	NY Jets	5 vs. Broncos	323	W
2.	Baltimore	17 vs. Browns	296	W
3.	Houston	12 vs. Titans	281	W
4.	New England	16 vs. Bills	273	W
	Seattle	10 at Rams	273	L
6.	LA Rams	6 at Broncos	270	W
7.	LA Rams	16 at Cardinals	269	W
8.	Baltimore	11 vs. Bengals	267	W
9.	Tennessee	14 vs. Jaguars	264	W
10.	Detroit	7 at Dolphins	248	W
11.	LA Chargers	6 at Browns	246	W
12.	New Orleans	10 at Bengals	244	W
13.	Baltimore	15 vs. Buccaneers	242	W
	Baltimore	12 vs. Raiders	242	W



## ASSISTANT COACHES

### JERRY ROSBURG

#### **SPECIAL TEAMS COORD. / ASSOC. HEAD COACH**

In his 40th season coaching, Rosburg has guided an exceptional special teams group over his 10 years (2008-17) with the Ravens. Specifically in the past six full seasons (2012-17), the Ravens' ST units have consistently been acknowledged as one of the league's best. In the annual special teams report from senior NFL writer Rick Gosselin, Baltimore has ranked in the NFL's Top 5 for six-straight seasons (and is the only team to do so).

### DON MARTINDALE

#### **DEFENSIVE COORDINATOR**

"Wink" was promoted to "D" coordinator on Jan. 9, 2018 after six years working with Baltimore's LBs. Originally joining the Ravens in 2012, during the past six seasons, Martindale has guided and helped grow a number of standout linebackers, most notably ILB C.J. Mosley. Martindale was the Broncos' "D" coordinator in 2010, and in 2009, coached all four LBs in the 3-4 scheme.

### MARTY MORNHINWEG

#### **OFFENSIVE COORDINATOR**

Mornhinweg is in his third year as offensive coordinator, originally assuming the role in Week 6 of 2016. A 34-year coaching veteran and former NFL head coach (Lions), he has an extensive background coordinating offenses and tutoring QBs. Throughout his NFL career, five QBs have earned Pro Bowl honors under his direction: Michael Vick, Donovan McNabb, Jeff Garcia, Steve Young and Brett Favre.

### GREG ROMAN

#### **ASSISTANT HEAD COACH / TIGHT ENDS COACH**

Roman is in his second stint with the Ravens, re-joining the team in 2017. In the latter part of '17, Baltimore's offense made big strides, and following the season, he was promoted to assistant head coach/TEs coach. Since his first term in Baltimore (2006-07), he has been a successful NFL offensive coordinator both in San Francisco and Buffalo.

### RICHARD ANGULO

#### **ASSISTANT OFFENSIVE LINE COACH**

Angulo is in his fifth year with the Ravens and his second as the team's assistant offensive line coach. In 2017, he helped coach an offensive line that allowed the league's seventh-fewest sacks (27, tied with Minnesota). From 2015-16, he served as Baltimore's tight ends coach after being promoted from his original position of offensive coaching intern (2014).

### ANDY BISCHOFF

#### **OFFENSIVE ASSISTANT / TIGHT ENDS**

Bischoff is in his fourth year with the Ravens and continues his work with the TEs, while aiding "O" coordinator Marty Mornhinweg and assistant head coach Greg Roman, who also coaches the TEs.

### RANDY BROWN

#### **SPECIALISTS COACH**

Brown works directly with the kicking group – K Justin Tucker, P Sam Koch (holder) and LS Morgan Cox – and has coached five Pro Bowlers in Baltimore: Koch (2015), Cox (2015 & 2016), Tucker (2013 & 2016), K Billy Cundiff (2010) and K Matt Stover (last kicked for Ravens in 2008).

### JOE CULLEN

#### **DEFENSIVE LINE COACH**

Cullen enters his third year as the Ravens' defensive line coach. He originally joined the team in 2016 following two seasons with the Buccaneers in the same role. A D-line specialist, he has 29 years of experience, including 11 in the NFL with five teams (Bal., TB, Cle., Jax. and Det.).

### JOE D'ALESSANDRIS

#### **OFFENSIVE LINE COACH**

Pronounced *dell-ah-SAN-dress*, he is a 40-year coaching veteran who enters his second season as Baltimore's O-line coach. "Joe D" has extensive experience guiding and developing linemen, both in the collegiate ranks and pros. Since transitioning to the NFL in 2008, he's mentored players for the Chiefs, Bills, Chargers and Ravens.

### BOBBY ENGRAM

#### **WIDE RECEIVERS COACH**

Engram, who enjoyed a 14-year NFL playing career, is in his fifth season as the Ravens' WRs coach. In his third year (2016) guiding Baltimore's receivers, his group helped record the second-most net passing yards in team history (4,100), including a franchise-best 4,317 by QB Joe Flacco.

### THOMAS HAMMOCK

#### **RUNNING BACKS COACH**

Hammock is in his fifth year as the Ravens' RBs coach. In 2017, he helped guide RB Alex Collins to a breakout season, when the back tallied 973 rushing yards and 1,160 yards from scrimmage. Prior to joining the Ravens, he spent 11 years on the collegiate circuit, including three (2011-13) as Wisconsin's assistant HC/RBs/recruiting coordinator.

### CHRIS HEWITT

#### **SECONDARY COACH**

Hewitt enters his second season as the secondary coach after being promoted prior to the 2017 campaign. He previously served as the team's DBs coach from 2015-16 and the assistant secondary coach in 2014. In his seventh-overall year in Baltimore, he also spent two years (2012-13) helping guide the special teams unit led by Jerry Rosburg.

### CHRIS HORTON

#### **ASSISTANT SPECIAL TEAMS COACH**

Horton is in his third year as the Ravens' assistant special teams coach, working directly with Jerry Rosburg. Horton has helped Baltimore's special teams units

perform outstandingly in the three years he's been involved. In the annual special teams report from senior NFL writer Rick Gosselin, Baltimore has ranked in the NFL's Top 5 for six-straight seasons.

### STERLING LUCAS

#### **QUALITY CONTROL - DEFENSE**

Lucas is in his third year with the Ravens after being promoted to a defensive quality control coach in January 2018, with responsibilities that include finding tips/tendencies on opponent offenses, self-scouting and working with the LBs.

### MIKE MACDONALD

#### **LINEBACKERS COACH**

Macdonald is in his first season as the team's LBs coach. In his fifth year with the Ravens, he previously spent time as the defensive backs coach (2017) and as a defensive assistant (2015-16). He originally joined Baltimore in 2014 as a coaching intern.

### JAMES URBAN

#### **QUARTERBACKS COACH**

Urban joined the Ravens in 2018. A 15-year NFL coaching veteran, he spent the past seven seasons with AFC North rival Cincinnati, coaching the WRs. He entered the NFL with the Eagles in 2004. After five seasons in two roles under Andy Reid, he was promoted to QBs coach his final two years (2009-10), coaching Pro Bowlers Donovan McNabb (2009) and Michael Vick (2010).

### CRAIG VER STEEG

#### **SENIOR OFFENSIVE ASSISTANT**

Pronounced *ver-STEEG*, he is in his 11th year working with the Ravens. Ver Steeg, who owns 35 years of coaching experience, has an extensive background working with QBs, WRs and RBs. As one of John Harbaugh's original coaching hires (2008), he has assisted in game preparation, game and practice analysis and guiding players.

### MATT WEISS

#### **FOOTBALL STRATEGY COORD. / WRs**

Weiss is in his 10th season with the Ravens after assisting with the QBs from 2016-17. Prior to joining the offense, he coached on defense in a variety of roles, including CBs, assistant LBs and quality control. In addition to his coaching duties, he's responsible for leading coaching staff analytics, advising John Harbaugh on game management and scripting situational practice periods.

### DREW WILKINS

#### **ASST. DEFENSIVE LINE / OLBS**


Wilkins originally joined the Ravens in 2010 and was promoted to assistant D-line/OLBs coach in 2018. Wilkins, who spent three seasons (2014-16) as a defensive assistant, was responsible for weekly production of the defensive playbook, scouting reports, film breakdown and assisting with the development of the D-line in practice.



# OZZIE NEWSOME / PERSONNEL NOTES

## THE WIZARDRY OF OZ

**SEASONS**  
**RAVENS: 22**  
**NFL: 40**



Ozzie Newsome's legacy is unlike any the game has seen. Known throughout all of sports as a premier leader, Newsome is a Hall of Fame player, the architect of Baltimore's 2000 and 2012 Super Bowl championship teams and an elite personnel evaluator who became the NFL's first African American GM.

### OZZIE NEWSOME CAREER SNAPSHOT

- NFL's first African American General Manager (promoted in 2002)
- Architect of Ravens 2000 & 2012 Super Bowl Championship Teams
- NFL Executive of the Year (2000)
- Pro Football Hall of Fame (class of 1999)
- State of Alabama Hall of Fame (class of 1995)
- National Football Foundation College Hall of Fame and NCAA Hall of Fame (class of 1994)
- 13-Year NFL Tight End with Cleveland Browns (1978-90)
- Three-Time Pro Bowler (1981, 1984-85)
- Four-Time Cleveland Touchdown Club Offensive Player of the Year
- Current Member of Two Major NFL Policy-Making Groups: Competition Committee and Player Care Foundation Board

## FIRST-ROUND FINDS

Led by Ozzie Newsome, the Ravens have selected 24 players in the first round. These picks have earned 61 combined Pro Bowls, many All-Rookie honors, multiple Defensive Player of the Year Awards, two Super Bowl MVPs and two Hall of Fame enshrinements.

### RAVENS ALL-TIME FIRST-ROUND DRAFT PICKS

Year	Name	Pick	Pro Bowls
1996	T Jonathan Ogden*~	4	11
1996	LB Ray Lewis* ++ ~-	26	13
1997	LB Peter Boulware*	4	4
1998	CB Duane Starks*	10	
1999	CB Chris McAlister*	10	3
2000	RB Jamal Lewis* =	5	1
2000	WR Travis Taylor	10	
2001	TE Todd Heap*	31	2
2002	S Ed Reed* +	24	9
2003	OLB Terrell Suggs* +	10	7
2003	QB Kyle Boller	19	
2005	WR Mark Clayton*	22	
2006	DT Haloti Ngata*	12	5
2007	G Ben Grubbs*	29	2
2008	QB Joe Flacco^ ~	18	
2009	T Michael Oher*	23	
2011	CB Jimmy Smith	27	
2013	S Matt Elam	32	
2014	LB C.J. Mosley*	17	4
2015	WR Breshad Perriman	26	
2016	T Ronnie Stanley	6	
2017	CB Marlon Humphrey	16	
2018	TE Hayden Hurst	25	
2018	QB Lamar Jackson	32	

\* All-Rookie Team    ^ Rookie of the Year (*NFL.com* Fan Vote)  
 ~ Super Bowl MVP    + Defensive Player of the Year Awards  
 = Offensive Player of the Year Award    - Pro Football Hall of Fame

## HOMEGROWN PRO BOWLERS

Year Drafted (Rd.)	Name	Pro Bowls
1996 (1st)	LB Ray Lewis	13
1996 (1st)	T Jonathan Ogden	11
2002 (1st)	S Ed Reed	9
2003 (1st)	OLB Terrell Suggs	7
<b>2007 (3rd)</b>	<b>G Marshal Yanda</b>	<b>7</b>
2006 (1st)	DT Haloti Ngata	5
1997 (1st)	OLB Peter Boulware	4
<b>2014 (1st)</b>	<b>LB C.J. Mosley</b>	<b>4</b>
1999 (1st)	CB Chris McAlister	3
2008 (2nd)	RB Ray Rice	3
2015 (RFA)	LS Morgan Cox #	2
2001 (1st)	TE Todd Heap	2
1996 (5th)	WR/RS Jermaine Lewis	2
2007 (4th)	FB Le'Ron McClain	2
2000 (6th)	OLB Adalius Thomas	2
2012 (RFA)	K Justin Tucker #	2
2007 (1st)	G Ben Grubbs	1
2013 (4th)	FB Kyle Juszczyk	1
2006 (6th)	P Sam Koch	1
2000 (1st)	RB Jamal Lewis	1
2002 (RFA)	LB Bart Scott #	1

# Undrafted rookie free agent    **Bold** indicates 2018 Pro Bowler



**HOMEGROWN  
RAVENS PRO BOWL  
PLAYERS**



**RAVENS  
DRAFT PICKS  
To Earn Pro Bowls**



**RAVENS  
ROOKIE FREE AGENTS  
To Earn Pro Bowls**

### Ozzie's First Two Draft Choices: Jonathan Ogden & Ray Lewis – Hall of Fame Legends

According to ESPN Stats & Info, with Ray Lewis' 2018 Hall of Fame induction, it marks the first time that two players (Ogden & Lewis in 1996) were drafted in the same round by the same team and reached the HOF in their first year of eligibility.



# OZZIE NEWSOME / PERSONNEL NOTES

## AN ELITE CLUB

The Ravens have won two Super Bowls during their 22-year history, doing so in 2000 and 2012. Baltimore is one of four franchises to win multiple World Championships since 2000.



### MOST SUPER BOWL CHAMPIONSHIPS (Since 2000 Season)

Titles	Team	Seasons
5	New England Patriots	2001, '03-04, '14, '16
2	<b>Baltimore Ravens</b>	<b>2000, '12</b>
2	New York Giants	2007, '11
2	Pittsburgh Steelers	2005, '08

## RAVENS "20/20" CLUB

The "20/20 Club" includes members of the team's personnel staff who started with the Ravens as young assistants and grew into evaluators with more input. The term "20/20" refers to hiring 20-year-olds for \$20,000. But according to **Ozzie Newsome**: "The guys actually started when they were a little older than 20 and for more than \$20,000, but that's what we call them."

### RAVENS "20/20 CLUB" GRADUATES / CURRENT SCOUTS

Name	Joined Ravens	Current Title
George Kokinis (Cle.)	1991	Senior Personnel Assistant
Eric DeCosta	1996	Assistant General Manager
Joe Hortiz	1998	Director of College Scouting
Chad Alexander	1999	Asst. Dir. of Pro Personnel
Mark Azevedo	2005	Northeast Area Scout
David Blackburn	2007	West Area Scout
Andrew Raphael	2013	Southeast Area Scout
Brandon Berning	2015	Midwest/SW Area Scout
Joey Cleary	2015	College & Pro Scout

## CONSISTENT CONTENDERS

The Ravens have earned 11 playoff berths in their history (2018, 2014, 2012, 2011, 2010, 2009, 2008, 2006, 2003, 2001 & 2000). Baltimore's 11 berths from 2000-18 rank fourth in the AFC and are seventh overall in the NFL.

### MOST NFL PLAYOFF BERTHS / PAST 19 SEASONS / SINCE 2000

AFC	NFC
16 - New England	13 - Green Bay
14 - Indianapolis	12 - Philadelphia
12 - Pittsburgh	12 - Seattle
<b>11 - Baltimore</b>	8 - Atl./NO/NYG

## UNDRAFTED GEMS

Undrafted rookies **LB Chris Board**, WR/RS Janarion Grant and CB Darius Williams made the Ravens' 2018 Week 1 roster. Their statuses marked the 15th-straight season a RFA has made Baltimore's roster, tying for the NFL's second-longest active streak.

### CONSECUTIVE SEASONS W/ ROOKIE FA ON WEEK 1 ROSTER (Current NFL Streaks)

Rk.	Team	Seasons
1.	Indianapolis Colts	20
2.	<b>Baltimore Ravens</b>	<b>15</b>
	Denver, New England	15

## ROOKIE FREE AGENTS

The Ravens have a history of unearthing rookie free agent gems. On their 2018 WC playoff roster, the Ravens have nine such players who were originally signed by the team as undrafted players.

### ORIGINAL RAVENS ROOKIE FA SIGNINGS / 2018 ROSTER

2010: LS Morgan Cox	2016: G/C Matt Skura
2012: K Justin Tucker	2017: FB/DL Patrick Ricard
2014: T James Hurst	2018: LB Chris Board
2016: LB Patrick Onwuasor	2018: RB Gus Edwards
2016: DT Michael Pierce	

With **Ozzie Newsome** at the helm, the Ravens have produced 15 playoff victories (all since 2000) in their 23-year existence. The 15 tie (Pittsburgh) for the NFL's second most since 2000.

## PLAYOFFS SINCE 2008

Baltimore is one of six teams to earn a playoff berth in seven of the past 11 seasons. In each of those respective playoff years (prior to this season), the Ravens won at least one playoff game.

### MOST PLAYOFF BERTHS / 2008-18 / PAST 11 SEASONS

Berths	Team	Seasons
10	New England Patriots	2009-18
8	Green Bay Packers	2009-16
<b>7</b>	<b>Baltimore Ravens</b>	<b>2008-12, 2014, 2018</b>
7	Indianapolis Colts	2008-10, 2012-14, 2018
7	Pittsburgh Steelers	2008, 2010-11, 2014-17
7	Seattle Seahawks	2010, 2012-16, 2018

## RAVENS FIND SUCCESS IN EVERY ROUND

**1st** → Jonathan Ogden ('96), Ray Lewis ('96), Peter Boulware ('97), Chris McAlister ('99), Jamal Lewis ('00), Todd Heap ('01), Ed Reed ('02), Terrell Suggs ('03), Haloti Ngata ('06), Joe Flacco ('08), Jimmy Smith ('11), C.J. Mosley ('14), Ronnie Stanley ('16), Marlon Humphrey ('17)

**2nd** → Jamie Sharper ('97), Ray Rice ('08), Torrey Smith ('11), Courtney Upshaw ('12), Kelechi Osemele ('12), Timmy Jernigan ('14)

**3rd** → Casey Rabach ('01), Marshal Yanda ('07), Lardarius Webb ('09), Brandon Williams ('13), Crockett Gillmore ('14)

**4th** → Edwin Mulitalo ('99), Jarret Johnson ('03), Le'Ron McClain ('07), Dennis Pitta ('10), Kyle Juszczyk ('13), Alex Lewis ('16), Tavon Young ('16)

**5th** → Jermaine Lewis ('96), Dawan Landry ('06), Arthur Jones ('10), Pernell McPhee ('11), Rick Wagner ('13), Matthew Judon ('16)

**6th** → Adalius Thomas ('00), Chester Taylor ('02), Sam Koch ('06), Haruki Nakamura ('08), Tyrod Taylor ('11), Maurice Canady ('16)

**7th** → DeAngelo Tyson ('12), Michael Campanaro ('14)

**RFA** → Mike Flynn ('97), Priest Holmes ('97), Will Demps ('02), Bart Scott ('02), Ma'ake Kemoeatu ('02), Jameel McClain ('08), Dannell Ellerbe ('09), Morgan Cox ('10), Justin Tucker ('12), James Hurst ('14), Zach Orr ('14), Patrick Onwuasor ('16), Michael Pierce ('16), Matt Skura ('16)





# IRONMEN & TURNOVER NOTES

## NFL IRONMEN

Among active NFL players, Ravens **P Sam Koch** (208) & **CB Brandon Carr** (176) each rank first at their respective positions for current streaks of most consecutive games played. Koch's streak also ranks as the longest in Ravens history.

### CONSECUTIVE GAMES PLAYED / CURRENT NFL STREAKS

PUNTERS		CORNERBACKS	
1. <b>Sam Koch (Bal.)</b> . . . . .	<b>208</b>	1. <b>Brandon Carr (Bal.)</b> . . .	<b>176</b>
2. Brett Kern (Ten.) . . . . .	176	2. Patrick Peterson (Ari.) . .	128
3. Dustin Colquitt (KC) . . .	168	3. Casey Hayward (LAC) . . .	80

## CARR IS THE IRON HORSE

Ravens **CB Brandon Carr's** 176-consecutive *starts* rank as the NFL's longest active streak among defensive players, and it stands second overall among all NFL players.

### NFL CONSECUTIVE GAMES STARTED / CURRENT STREAKS

Rk.	Player	Games
1.	Philip Rivers (LAC)	208
2.	<b>Brandon Carr (Bal.)</b>	<b>176</b>
3.	Glover Quin (Det.)	148
4.	Matt Ryan (Atl.)	147
5.	Patrick Peterson (Ari.)	128
	Matthew Stafford (Det.)	128
	Ryan Kerrigan (Was.)	128

## RAVENS IRONMEN

### RAVENS CONSECUTIVE GAMES PLAYED / CURRENT STREAKS

Rk.	Player	Games
1.	Sam Koch	208
2.	Justin Tucker	112
3.	Anthony Levine Sr.	96

### RAVENS CONSECUTIVE GAMES PLAYED / ALL-TIME STREAKS

Rk.	Player	Games	Years
1.	<b>Sam Koch</b>	<b>208</b>	<b>2006-present</b>
2.	Jarret Johnson	129	2003-11
3.	Joe Flacco	122	2008-2015
4.	<b>Justin Tucker</b>	<b>112</b>	<b>2012-present</b>
5.	Peter Boulware	111	1997-2003

### BALTIMORE RAVENS MOST ALL-TIME GAMES PLAYED

Rk.	Player	Games	Years
1.	<b>Terrell Suggs</b>	<b>229</b>	<b>2003-present</b>
2.	Ray Lewis	228	1996-2012
3.	<b>Sam Koch</b>	<b>208</b>	<b>2006-present</b>
4.	Matt Stover	207	1996-2008
5.	Jonathan Ogden	177	1996-2007
6.	<b>Joe Flacco</b>	<b>163</b>	<b>2008-present</b>
7.	<b>Marshal Yanda</b>	<b>162</b>	<b>2007-present</b>
8.	Ed Reed	160	2002-12
9.	Jarret Johnson	143	2003-11
10.	Chris McAlister	135	1999-2008
	Haloti Ngata	135	2006-14
12.	<b>Morgan Cox</b>	<b>134</b>	<b>2010-present</b>
	Kelly Gregg	134	2001-10
14.	Mike Flynn	133	1998-2007
	Todd Heap	133	2001-10

## TURNOVER MARGIN SINCE 2008

Since **John Harbaugh's** 2008 Baltimore arrival, the Ravens have produced the NFL's fifth-best turnover differential (+43).

### NFL's TOP TURNOVER DIFFERENTIALS (Since 2008 / John Harbaugh Era)

Rk.	Team	Takeaways	Giveaways	Turnover Diff.
1.	New England	307	174	+133
2.	Green Bay	294	201	+93
3.	Kansas City	284	226	+58
	Seattle	283	225	+58
5.	<b>Baltimore</b>	<b>283</b>	<b>240</b>	<b>+43</b>
6.	Carolina	304	266	+38
7.	Atlanta	266	230	+36

\* Ravens (+17) ranked No. 1 in the NFL in 2017.

## TURNOVERS AT HOME

Baltimore owns a +54 differential *at home* during the **John Harbaugh** Era, ranking as the league's third-best mark.

### NFL's TOP TURNOVER DIFFERENTIALS / AT HOME (Since 2008 / John Harbaugh Era)

Rk.	Team	Takeaways	Giveaways	Turnover Diff.
1.	Green Bay	166	87	+79
2.	New England	164	86	+78
3.	<b>Baltimore</b>	<b>157</b>	<b>103</b>	<b>+54</b>
4.	Seattle	159	107	+52

## TURNOVER TABLE SINCE 2000

Year	TA/TO	Plus/Minus	Record
<b>2018</b>	<b>17/20</b>	<b>-3</b>	<b>10-6</b>
2017	34/17	+17	9-7
2016	28/23	+5	8-8
2015	14/28	-14	5-11
2014	22/20	+2	10-6
2013	24/29	-5	8-8
2012	25/16	+9	10-6
2011	26/24	+2	12-4
2010	27/20	+7	12-4
2009	32/22	+10	9-7
2008	34/21	+13	11-5
2007	23/40	-17	5-11
2006	40/23	+17	13-3
2005	26/36	-10	6-10
2004	34/23	+11	9-7
2003	41/38	+3	10-6
2002	31/32	-1	7-9
2001	28/36	-8	10-6
2000	49/26	+23	12-4
<b>Total</b>	<b>555/494</b>	<b>+61</b>	<b>176-128</b>

## RAVENS ARE...

Since 2000, here are the Ravens' records in a game:

- When turnover ratio is +2 or better . . . . . 78-5
- When turnover ratio is +1 or better . . . . . 113-17
- When turnover ratio is even . . . . . 31-24
- When turnover ratio is negative . . . . . 31-85

**Note:** Since 2000, the Ravens are 78-5 when posting at least a +2 turnover margin, with the only losses coming in 2010 (23-20 OT at NE), 2012 (24-23 at Phi.), 2014 (34-33 vs. SD) and 2016 (27-23 at NYG & 30-23 at NE).



# THAT M&T MAGIC

## AT HOME UNDER HARBAUGH



Under **John Harbaugh** (since 2008) the Ravens own the NFL's second-best home winning pct. (tied, GB), going 65-23 at M&T Bank Stadium.

### NFL'S BEST REGULAR SEASON HOME RECORDS (John Harbaugh Era / Since 2008)

Rk.	Team	Record	Pct.
1.	New England Patriots	76-12	.864
2.	<b>Baltimore Ravens</b>	<b>65-23</b>	<b>.739</b>
	Green Bay Packers	64-22-2	.739
4.	Pittsburgh Steelers	63-25	.716
5.	New Orleans Saints	61-27	.693

## RAVENS STRONG AT HOME

Simply put, the Ravens have been outstanding at home since they arrived in Baltimore. Below are the Ravens' respective home records and corresponding NFL rankings during several periods.

### RAVENS HOME RECORDS / NFL RANKINGS

Time Period (Milestone)	Record	NFL Rank
Since 2010 (Past Eight-plus Seasons)	53-19	3t
Since 2008 (John Harbaugh's Arrival)	65-23	2t
Since 2000 (First Super Bowl Season)	110-41	2
Since 1998 (M&T Bank Stadium Opened)	118-49	3
Since 1996 (Team's Inception)	125-57-1	5

## AT HOME, RAVENS ARE...

- The Ravens are 3-2 in home playoff games.
- The Ravens are 18-8 at home in the month of December under **John Harbaugh** and 38-16 in such games during their history.
- Under Harbaugh (since 2008), Baltimore has gone 17-5 against NFC teams at M&T Bank Stadium, producing the best (tied, Den. & Pit.) home record by an AFC squad vs. the "other" conference.
- Baltimore has won 20 of its last 25 home games vs. NFC teams.
- In their history, the Ravens have hosted 18 games when the temperature was below 40 degrees. Baltimore is 15-3 in these games.
- Under Harbaugh, the Ravens are 20-4 in November home games, producing the NFL's best such record. The Ravens have won 18 of their past 21 home games during the month.
- Baltimore is 8-1 at home in November against AFC North foes under Harbaugh. Overall under Harbaugh, the Ravens are 23-10 in home games played against AFC North foes.
- Under Harbaugh, the Ravens are 17-2 in September home games. The Ravens have won 20 of their past 22 home games in the month of September (dating back to 2006).
- Baltimore has won 18 of its last 25 home games vs. AFC North foes.
- The Ravens are 13-3 at home all time against teams from the *West Coast* (Oak. – 6-1, SD – 3-1, SF – 2-0 and Sea. – 2-1).

## TOP "D" AT HOME

Baltimore has permitted an NFL-best 16.6 ppg at home during the **John Harbaugh** Era. Under "Harbs," the Ravens are 30-0 at home when allowing 10 points or fewer. In 19 of those games, the Ravens gave up no more than 7 points.

### FEWEST POINTS/GAME ALLOWED AT HOME (Since 2008)

Rk.	Team	PPG
1.	<b>Baltimore</b> . . . . .	<b>16.6</b>
2.	New England . . . . .	18.3
3.	Seattle . . . . .	18.4

## RAVENS DEFENSE AT HOME (SINCE 2008)



**16.6**  
Points Per Game Allowed  
(NFL's Fewest)



**74.2**  
Opponent Passer Rating  
(NFL's Best)



**299.0**  
Yards Per Game Allowed  
(NFL's Best)

## M&T BANK STADIUM FAST FACTS

- ✓ Dating back to 2008, the Ravens have outscored opponents 2,205 to 1,465 at home. In their 65 wins during this span, the margin of victory has been a strong 14.1 points per game.
- ✓ The Ravens own a +740 point differential at home under John Harbaugh, ranking No. 3 in the NFL (NE is +1,109 & GB is +780).
- ✓ Baltimore is 32-0 under Harbaugh when allowing 12 points or fewer at home, which it did twice (TB - 12 & Buf. - 3) in 2018.

## QUITE THE HOME HISTORY

The Ravens' "D" has been stout at home for many seasons. Since 2003, Baltimore ranks first in fewest points allowed per game (16.5) among home teams. The Ravens have also registered the top mark in terms of fewest yards allowed per game (293.2).

### BEST NFL DEFENSES AT HOME / SINCE 2003

#### TOTAL DEFENSE (Fewest Yards Allowed)

1.	<b>Baltimore</b> . . . . .	<b>293.2</b>
2.	Pittsburgh . . . . .	298.9
3.	Seattle . . . . .	311.1

#### POINTS PER GAME (Fewest Allowed)

1.	<b>Baltimore</b> . . . . .	<b>16.5</b>
2.	New England . . . . .	17.0
3.	Seattle . . . . .	18.0

#### INTERCEPTIONS (Most in NFL)

1.	<b>Baltimore</b> . . . . .	<b>157</b>
2.	New England . . . . .	155
3.	Cincinnati . . . . .	154

#### SACKS (Most in NFL)

1.	Minnesota . . . . .	361
2.	<b>Baltimore</b> . . . . .	<b>336</b>
3.	Pit. & Sea. . . . .	335



# ALL-TIME RESULTS / TRENDS

## RAVENS ALL-TIME RECORDS

	<u>Overall Record</u>	<u>Home</u>	<u>Away</u>
Overall	200-167-1	126-57-1	74-110
In M&T Bank Stadium (since 1998)	119-49	119-49	n/a
Coached by Ted Marchibroda	16-31-1	11-12-1	5-19
Coached by Brian Billick	80-64	50-22	30-42
Coached by John Harbaugh	104-72	65-23	39-49
vs. AFC Teams	155-129	98-50	57-79
vs. AFC North	58-44	35-16	23-28
vs. AFC Central (1996-2001)	26-28	13-14	13-14
vs. AFC East	23-21	17-5	6-16
vs. AFC South	18-17	12-5	6-12
vs. AFC West	26-19	17-7	9-12
vs. NFC Teams	50-39-1	33-10-1	17-29
vs. NFC North	8-8	6-2	2-6
vs. NFC Central (1996-2001)	3-5	3-1	0-4
vs. NFC East	13-9-1	8-2-1	5-7
vs. NFC South	12-8	6-4	6-4
vs. NFC West	14-9	10-1	4-8
On Monday Night Football	12-11	5-2	7-9
On Thursday Night Football	7-5	6-1	1-4
On Saturday	4-1	2-0	2-1
In Overtime	12-13-1	7-4-1	5-9
Ravens Shutout Wins	14-0	6-0	8-0
In Season Openers	12-11	8-4	4-7
Indoors	6-15	n/a	6-15
<b>Note:</b> Baltimore has played in Houston's Reliant/NRG Stadium five times (3-2), Indy's Lucas Oil Stadium twice (0-2), Dallas' Texas Stadium once (1-0) and Atlanta's Mercedes-Benz Stadium once (1-0). Three of those games at Reliant Stadium (12/13/10, 10/21/12 & 12/21/14) came when the roof was closed, meaning those games were "indoors," while the other games listed are considered "outdoors" due to open roofs.			
In August	0-1	0-1	0-0
In September	48-30	31-7	17-23
In October	36-52	19-20	17-32
In November	57-39-1	35-13-1	22-26
In December	54-41	38-16	16-25
In January	5-4	3-0	2-4

## RAVENS RESULTS WHEN...

<u>Team</u>	<u>Since 2000</u>	<u>Since 2008</u>	<u>2018</u>
Record	176-128	104-72	10-6
vs. AFC North (since 2002)	58-44	40-26	3-3
vs. AFC	133-96	79-53	8-4
vs. NFC	43-32	25-19	2-2
Home	111-41	66-23	6-2
Away	65-87	39-49	4-4
On grass	85-70	47-34	9-5
Artificial turf	91-58	57-38	1-1
Outdoors	171-116	98-64	10-6
Indoors	5-12	4-7	0-0
September	40-23	25-12	3-1
October	33-41	17-25	1-3
November	52-27	32-13	2-1
December	46-34	27-20	4-1
January	5-3	3-2	0-0
Leading at halftime	139-24	84-18	9-1
Trailing at halftime	27-91	14-49	0-5
Tied at halftime	10-13	6-5	1-0
Tied after 3 quarters	4-7	2-3	1-1
Leading After 3 quarters	150-18	92-16	9-1
Trailing after 3 quarters	23-102	10-56	0-4
Decided by 7 points or less	72-71	41-47	2-4
Decided by 3 points or less	41-40	25-26	2-2
When scoring first	122-39	76-24	6-4
When not scoring first	55-89	28-48	4-2
Positive or even turnover ratio	145-42	81-30	6-3
Negative turnover ratio	31-86	23-42	4-3
Winning penalty ratio	79-53	48-27	4-4
Losing penalty ratio	85-65	48-37	6-2
Overtime	9-11	6-8	0-2
When returning a KOR for a TD	5-3	5-2	0-0
When returning a PR for a TD	9-3	5-1	1-0

<u>Offense</u>	<u>Since 2000</u>	<u>Since 2008</u>	<u>2018</u>
Scoring 20 or more points	138-47	37-32	10-4
Scoring 30 or more points	57-7	37-5	2-0
Having 20 or more first downs	82-50	60-31	9-5
Totaling 350 or more net yards	83-41	58-26	9-3
At least 35 minutes time of poss.	48-7	28-5	7-0
Rushing for 150 or more yards	59-15	34-7	6-1
When not throwing an INT	98-23	60-16	6-3
With a 100-yard rusher	56-21	28-8	4-0
Without a 100-yard rusher	120-107	76-64	6-6
With a 100-yard receiver	38-23	25-16	1-1
Without a 100-yard receiver	138-105	79-56	9-5
With a 300-yard passer	22-19	19-14	1-1
Without a 300-yard passer	154-109	85-58	9-5
<u>Defense</u>	<u>Since 2000</u>	<u>Since 2008</u>	<u>2018</u>
When scoring a defensive TD	45-7	23-5	3-0
When returning an INT for a TD	33-3	15-2	0-0
When returning a fumble for a TD	12-4	8-3	3-0
Recording 3 or more sacks	96-39	50-25	6-2
Holding opp. under 250 net yards	54-6	38-6	6-0
Holding opp. under 21 points	141-36	85-15	8-1
Holding opp. under 15 points	110-16	62-7	6-1
Allowing a 100-yard rusher	17-28	10-17	0-1
Not allowing a 100-yard rusher	158-101	94-55	10-5
Allowing a 100-yard receiver	37-40	20-24	2-1
Not allowing a 100-yard receiver	140-87	84-48	8-5
Allowing a 300-yard passer	23-27	15-19	1-2
Not allowing a 300-yard passer	152-101	89-53	9-4



# TERRELL SUGGS NOTES



## SUGGS SIZZLES

**55 SUGGS**  
16TH SEASON  
7 PRO BOWLS  
2011 NFL DPOY  
6-3, 265  
OUTSIDE LINEBACKER

**OLB Terrell Suggs**, the 2011 DPOY and Ravens' all-time sacks leader (132.5), tallied 7 QB drops in 2018. In Week 12's win over Oakland, Suggs (age 36) scored a 43-yard FR-TD, becoming the second-oldest player in league history with a FR-TD of at least 40 yards (Sam Mills, 41 yards at age 36 in 1996).

### RAVENS ALL-TIME SACKS

Rk.	Player (Years)	Sacks
1.	<b>Terrell Suggs (2003-18)</b>	<b>132.5</b>
2.	Peter Boulware (1997-2005)	70.0
3.	Michael McCrary (1997-2002)	51.0
4.	Ray Lewis (1996-2012)	41.5
5.	Adalius Thomas (2000-06)	38.5

### RAVENS ALL-TIME TACKLES

Rk.	Player (Years)	Tackles
1.	Ray Lewis (1996-2012)	2,643
2.	<b>Terrell Suggs (2003-18)</b>	<b>941</b>
3.	Kelly Gregg (2001-10)	721
4.	Ed Reed (2002-12)	661
5.	C.J. Mosley (2014-18)	574
6.	Haloti Ngata (2006-14)	528

*"It's a no-brainer. He's such a phenomenal football player and leader. Everything he brings to the game of football is special."  
— Ben Roethlisberger, Steelers QB, on if Terrell Suggs should be a Hall of Fame player*

## SUGGS' STANDINGS

### SUGGS' CAREER SACKS (Most vs. a Single Team)

1. Cleveland Browns ..... 19
2. Pittsburgh Steelers ..... 15
3. Cincinnati Bengals .... 12.5
4. Miami Dolphins ..... 8.5

**Note:** Including playoffs, Suggs has totaled 20 sacks vs. Pittsburgh.

### RAVENS SACKS LEADERS (2018 Season)

1. Za'Darius Smith ..... 8.5
2. **Terrell Suggs** ..... 7
- Matthew Judon ..... 7
4. Patrick Onwuasor ..... 5.5
5. Kenny Young ..... 2.5
6. T. Williams, T. Young .... 2

### RAVENS SACKS LEADERS (Single-Season Records)

1. Elvis Dumervil (2014) ..... 17
2. Peter Boulware (2001) .... 15
3. Michael McCrary (1998) .. 14.5
4. **Terrell Suggs (2011)** ..... 14
5. Trevor Pryce (2006) ..... 13
6. **Terrell Suggs (2014, 2003)** .. 12

### RAVENS FORCED FUMBLES (Career Leaders)

1. **Terrell Suggs** ..... 37
2. Ray Lewis ..... 20
3. Adalius Thomas ..... 17
4. Peter Boulware ..... 13
5. Ed Reed ..... 11
6. Jarret Johnson ..... 9

## ALL-TIME NFL SACK LEADERS

**OLB Terrell Suggs'** 132.5 career sacks rank second among active players and tie for 13th most in NFL history.

### NFL SACKS LEADERS / ALL TIME

Rk.	Player	Sacks
1.	Bruce Smith*	200.0
2.	Reggie White*	198.0
3.	Kevin Greene*	160.0
4.	Julius Peppers (active)	159.5
5.	Chris Doleman*	150.5
6.	Michael Strahan*	141.5
7.	Jason Taylor*	139.5
8.	DeMarcus Ware	138.5
9.	Richard Dent*	137.5
	John Randle*	137.5
11.	Jared Allen	136.0
12.	John Abraham	133.5
13.	<b>Terrell Suggs (active)</b> ...	<b>132.5</b>
	Leslie O'Neal	132.5
	Lawrence Taylor*	132.5
16.	Rickey Jackson*	128.0
17.	Derrick Thomas*	126.5

\* Pro Football Hall of Famer



**Suggs' Career Sacks**  
(13th, tied, All Time)



**Defenders w/ Most Sacks for One Franchise**

Bruce Smith (Buf.)	171
Michael Strahan (NYG)	141.5
<b>Terrell Suggs (Bal.)</b>	<b>132.5</b>
Lawrence Taylor (NYG)	132.5
Jason Taylor (Mia.)	131

## A PLAYOFF PERFORMER

**OLB Terrell Suggs** has posted 12.5 sacks in the playoffs, producing a mark that ranks third in all-time NFL postseason history.

### NFL POSTSEASON SACKS LEADERS / ALL TIME

Rk.	Player	Sacks	Yards
1.	Willie McGinest	16.0	113.5
2.	Bruce Smith	14.5	109.5
3.	<b>Terrell Suggs</b>	<b>12.5</b>	<b>79.0</b>

## VETERAN DEFENDERS

### MOST REGULAR SEASON GAMES PLAYED (Active NFL Defenders)

Rk.	Player (Year Entered NFL)	Games
1.	DE Julius Peppers (2002)	266
2.	<b>OLB Terrell Suggs (2003)</b>	<b>229*</b>
3.	S Mike Adams (2004)	222

\* most in Ravens history

## SUGGS A STRIP-SACK ARTIST

### MOST CAREER STRIP-SACKS (Active NFL Defenders)

Rk.	Players	Strip-Sacks
1.	Julius Peppers (Car.)	39
2.	<b>Terrell Suggs (Bal.)</b>	<b>31</b>

**Note:** Suggs tallied 4 strip-sacks in 2017.

✓ *The Ravens are 76-33 all time when Suggs records at least a half-sack, 20-1 when he tallies 2-or-more sacks and 5-0 when he has 3 sacks.*

✓ *Suggs is the only active NFL player with 900 tackles, 100 sacks & 30 FFs.*



# C.J. MOSLEY NOTES

## AN ELITE PAIR

NFL DEFENDERS W/ AT LEAST 500 TACKLES, 8 INTS & 8 SACKS (Since 2014)

Player (Team)	Tackles	INTs	Sacks
Luke Kuechly (Car.)	628	10	9.5
C.J. Mosley (Bal.)	574	9	8.5



**57 MOSLEY**  
5TH SEASON  
4 PRO BOWLS  
6-2, 250  
INSIDE LINEBACKER

## C.J.'s STOPS

LB C.J. Mosley, Baltimore's 2014 first-round draft pick and a four-time Pro Bowler, owns the NFL's fifth-most total tackles (574) over the past five seasons. A 2018 Pro Bowler, he tallied a team-high 105 stops this season.

### NFL'S TACKLE LEADERS (Since 2014)

Rk.	Player (Team)	Tackles
1.	Bobby Wagner (Sea.)	656
2.	Luke Kuechly (Car.)	628
3.	Lavonte David (TB)	600
4.	Telvin Smith Sr. (Jax.)	581
5.	C.J. Mosley (Bal.)	574
6.	Demario Davis (NO)	548
7.	Preston Brown (Cin.)	546
8.	Tahir Whitehead (Oak.)	492
9.	Avery Williamson (NYJ)	491

## A TACKLE MACHINE

In Week 7 vs. NO, LB C.J. Mosley surpassed the 500-tackle milestone by posting a career-high 16 stops. He now has 574 tackles, ranking fifth most in franchise history.

### RAVENS TACKLES LEADERS / FRANCHISE HISTORY

Rk.	Player (Years)	Tackles
1.	Ray Lewis (1996-2012)	2,643
2.	Terrell Suggs (2003-present)	941
3.	Kelly Gregg (2001-10)	721
4.	Ed Reed (2002-12)	661
5.	C.J. Mosley (2014-present)	574
6.	Haloti Ngata (2006-14)	528
7.	Jarret Johnson (2003-11)	523
8.	Jamie Sharper (1997-2001)	522

## MOSLEY QUICK HITS

- ✓ In 2017, LB C.J. Mosley tallied 132 total tackles, 11 TFL, 2 INTs (1 for a 63-yard TD), 1 sack, 3 FRs and 3 FFs to earn his third Pro Bowl honor.
- ✓ Mosley was the NFL's only player with at least 125 tackles, 3 sacks and 2 INTs in 2014, when he finished second to DT Aaron Donald in the 2014 NFL Defensive Rookie of the Year voting.
- ✓ Mosley (2014), Daryl Smith (2013) & Ray Lewis (1998, 1999, 2000 & 2001) are the only Raven defenders to register at least 115 tackles, 3 sacks and 2 INTs in a single season.
- ✓ Mosley is the first-ever Ravens rookie to earn Pro Bowl honors (2014).

574

Total Tackles  
NFL's Fifth Most  
Since 2014

105

Total Tackles  
Ravens Most  
in 2018

3

2017 NFL Defenders  
w/ 120 tackles, 10 TFL, 2 INTs & 1 sack  
(Mosley, Deion Jones & Bobby Wagner)

16

Career-High Tackles  
by Mosley in Week 7's  
2018 Game vs. NO

## 'BACKER THEFTS

LB C.J. Mosley has produced the NFL's third-most INTs by a linebacker (9, tied) since he entered the NFL in 2014. Mosley had 2 thefts in 2017, including a 63-yard pick-6 in Week 8 vs. the Dolphins.

### INTS / NFL LINEBACKERS (Since 2014)

1.	Luke Kuechly (Car.)	10
	Alec Ogletree (NYG)	10
3.	C.J. Mosley (Bal.)	9
	Telvin Smith Sr.	9
5.	Deion Jones (Atl.)	8

### INTS / RAVENS LINEBACKERS (All-Time Career Leaders)

1.	Ray Lewis	31
2.	C.J. Mosley	9
3.	Terrell Suggs	7
4.	Adalius Thomas	6
5.	Daryl Smith	5

### INTS / RAVENS LINEBACKERS (Single-Season History)

1.	Ray Lewis (2003)	6
2.	C.J. Mosley (2016)	4
3.	Zachary Orr (2016)	3
	Ray Lewis (3 times)	3
	Daryl Smith (2013)	3



# YANDA, B. WILLIAMS & JUDON NOTES



## STANDING GUARD

**73 YANDA**  
12TH SEASON  
7 Pro Bowls  
6-3, 305  
GUARD

**G Marshal Yanda**, considered one of the greatest to ever wear a Ravens uniform and an elite NFL lineman, has earned seven-career Pro Bowls, which tie (Terrell Suggs) for fourth in franchise history. Only four active NFL O-linemen have played in more games than Yanda, who currently sits at 162 games during his 12-year career.

<p><b>MOST PRO BOWLS (Ravens History)</b></p> <p>LB Ray Lewis . . . . . 13 T Jonathan Ogden . . . . . 11 S Ed Reed . . . . . 9 OLB Terrell Suggs . . . . . 7 G Marshal Yanda . . . . . 7</p>	<p><b>MOST GAMES PLAYED (Active NFL O-Linemen)</b></p> <p>T Andrew Whitworth (LAR) . . 199 T Jason Peters (Phi.) . . . . . 192 T Donald Penn (Oak.) . . . . . 178 T Joe Staley (SF) . . . . . 174 G Marshal Yanda (Bal.) . . .162</p>
--	---

*“Only the elite of the elite guards earn serious Hall of Fame consideration. Yanda belongs in that realm.”*  
– Childs Walker, *The Baltimore Sun*

## PERENNIAL PRO BOWLER

- ✓ **G Marshal Yanda** is one of 17 players in NFL history to earn at least 7 Pro Bowls as a guard. Of those, Yanda is one of just five (Larry Allen, Ed Budde, Alan Faneca & Gene Upshaw) to win a Super Bowl.
- ✓ The 12-year veteran has played in 162 games (151 starts) during his career, ranking as the second-most games played among offensive linemen in Ravens history (Jonathan Ogden – 177).
- ✓ Prior to the 2015 campaign, Ravens’ season ticket holders voted Yanda as one of the Top 10 players in the franchise’s 20-year existence.

**MOST PRO BOWL SELECTIONS / ACTIVE O-LINEMEN**

Rk.	Player (Team)	Pro Bowls
1.	T Jason Peters (Phi.)	9
2.	<b>G Marshal Yanda (Bal.)</b>	7
	C Maurkice Pouncey (Pit.)	7
	T Trent Williams (Was.)	7
5.	C Alex Mack (Atl.)	6
	T Tyron Smith (Dal.)	6
	T Joe Staley (SF)	6

4

Ravens 2018 Run Defense Ranking  
(82.9 Rush YPG Allowed)



**98 WILLIAMS**  
6TH SEASON  
6-1, 336  
DEFENSIVE TACKLE

3

Ravens 2018 Rushing Average  
(3.75 YPC Allowed)

## WILLIAMS ANCHORS RUN “D”

DT **Brandon Williams** is one of the NFL’s top D-linemen, helping Baltimore regularly produce a dominant run defense. Dating back to 2014, when Williams became a full-time starter, Baltimore has been especially stout against opposing ground games.

<p><b>RUSHING YPG ALLOWED (Since 2014)</b></p> <ol style="list-style-type: none"> <li>1. Baltimore Ravens . . . 95.1</li> <li>2. Seattle Seahawks . . . 96.6</li> <li>3. Carolina Panthers . . . 98.6</li> <li>4. Pittsburgh Steelers . . 98.7</li> <li>5. Houston Texans . . . . 99.3</li> </ol>	<p><b>RUSHING AVG. YPC ALLOWED (Since 2014)</b></p> <ol style="list-style-type: none"> <li>1. Baltimore Ravens . . . 3.84</li> <li>Denver Broncos . . . . 3.84</li> <li>3. Seattle Seahawks . . . 3.86</li> <li>4. Houston Texans . . . . 3.91</li> <li>5. New York Jets . . . . . 3.96</li> </ol>
---	--

7

Sacks in 2018  
Tied (Suggs) for 2nd on Team



**99 JUDON**  
3RD SEASON  
6-3, 261  
OLB

15

Sacks Since 2017  
Second on the Team

27

Team-High Tackles for Loss since 2017  
(Terrell Suggs is 2nd w/ 24)

## JUDON GETS AFTER IT

**MOST SACKS BY A RAVEN (Since 2017)**

Rk.	Defender	Sacks	TFL	QB Hits
1.	Terrell Suggs	18	24	35
2.	<b>Matthew Judon</b>	15	27	38
3.	Za’Darius Smith	12	13	41

**3** – Sacks by OLB **Matthew Judon** in a span of three plays in Week 12 vs. Oakland. He is the second player since 1982 (when the stat began being tracked) with a sack on three-straight opponent offensive plays (Indy’s Brad Scioli vs. Houston in 2002).



# LAMAR JACKSON & GUS EDWARDS NOTES

## JACKSON'S STARTING DEBUT

**QB Lamar Jackson** made his first-career start in Week 11 vs. Cincy, boosting the Ravens to a 24-21 victory. Here are several notable feats by the first-round draft pick (32nd overall) from the game:

- Jackson completed 13 of 19 passes for 150 yards and 1 INT, adding 119 rushing yards on 26 carries.
- It marked the first time in NFL history that a team had a rookie QB and RB (**Gus Edwards**, 115) each surpass 100 rushing yards.
- Jackson's 119 rushing yards are the third most by a rookie QB since the 1970 AFL-NFL merger, with only **QB Robert Griffin III** (138 on 10/14/12 with Washington) and Josh Allen (135 on 12/2/18 for Buffalo) having more.
- The 119 stand as the most rushing yards by a QB in a starting debut, while his 26 attempts are the most by a QB in the modern NFL era.

### 8 JACKSON

**ROOKIE**  
**6-2, 212**  
**QUARTERBACK**



### ROOKIE QB WINS

#### ROOKIE QBs WITH AT LEAST 6 WINS IN FIRST 7 STARTS

(Since 1970 Merger)

Year	Quarterback	Rec.
2004	B. Roethlisberger	7-0
2018	Lamar Jackson	6-1
2016	Dak Prescott	6-1

- ✓ This Sunday vs. LAC, Jackson (at 21 years, just 1 day before his 22nd birthday) will become the youngest QB to start a game in NFL postseason history.

### ROOKIE RUNNERS

#### NFL ROOKIE RUSHING YARDS (2018 Season)

Rk.	Rookie	Yards
1.	Saquon Barkley (NYG)	1,307
2.	Phillip Lindsay (Den.)	1,037
3.	Nick Chubb (Cle.)	996
4.	Sony Michel (NE)	931
5.	Gus Edwards (Bal.)	718



**35 EDWARDS**  
**ROOKIE**  
**6-1, 238**  
**RUNNING BACK**

### ACTION JACKSON

Rookie **QB Lamar Jackson** rushed for 695 yards in 2018, the most among all NFL quarterbacks. In his last seven games alone (all starts with a 6-1 record), Jackson posted 556 rushing yards, which ranked as the NFL's seventh-most overall since Week 11.

#### MOST RUSHING YARDS / QUARTERBACKS / 2018 SEASON

Rk.	Quarterback	Att.	Yards	Avg.	LG	TDs
1.	Lamar Jackson (Bal.)	147	695	4.73	39	5
2.	Josh Allen (Buf.)	89	631	7.09	45	8
3.	Deshaun Watson (Hou.)	99	551	5.57	34	5

#### Rushing Quick Hit:

- **QB Lamar Jackson's** 695 rushing yards rank 11th most by a QB in NFL single-season history and stand third by a *rookie* QB, only behind Robert Griffin III (815 in 2012) and Cam Newton (706 in 2011).

*Boasting the NFL's No. 2 ground attack (152.6 ypg) in 2018, the Ravens racked up the most total net yards (5,999) and second-most rushing yards (2,441) in single-season franchise history.*

### NOSE FOR THE END ZONE

**QB Lamar Jackson** has produced 5 of the Ravens' 19 rushing TDs in 2018, which ranked as the NFL's third most.

#### RUSHING TOUCHDOWNS (NFL QBs / 2018 Season)

1.	Josh Allen (Buf.)	8
2.	Dak Prescott (Dal.)	6
3.	Lamar Jackson (Bal.)	5
	Deshaun Watson (Hou.)	5
5.	Drew Brees (NO)	4
	Cam Newton (Car.)	4

#### TEAM RUSHING TOUCHDOWNS (2018 Season)

Rk.	Team	TDs
1.	New Orleans Saints	26
2.	Los Angeles Rams	23
3.	Baltimore Ravens	19
4.	Denver Broncos	18
	New England Patriots	18

### 'GUS THE BUS' KEEPS ROLLING

In 2018, from Weeks 11-17, Baltimore racked up an NFL-best 1,607 rushing yards. Much of that can be attributed to rookie **RB Gus Edwards** and rookie **QB Lamar Jackson**, who each ranked in the NFL's Top 7 rushing leaders during this span.

#### MOST RUSHING YARDS / SINCE WEEK 11 / FINAL SEVEN GAMES

Rk.	Player	Att.	Yards	Avg.	LG	TDs
1.	Saquon Barkley (NYG)	130	721	5.55	78t	6
2.	Derrick Henry (Ten.)	114	701	6.15	99t	8
3.	Gus Edwards (Bal.)	122	654	5.36	43	2
	Chris Carson (Sea.)	136	654	4.81	61	7
5.	Ezekiel Elliott (Dal.)	136	603	4.43	24	2
6.	Joe Mixon (Cin.)	121	598	4.94	51	4
7.	Lamar Jackson (Bal.)	119	556	4.67	39	4



Rush for Negative Yardage on 137 Carries in 2018 (Fewest Among NFL RBs)



Rushing Yards Since Week 11 (Third, Tied, in NFL)



Rushing Yards Overall (Ravens Team High)

### RAVE REVIEWS FOR ROOKIE RB

In 2018's Week 12 win vs. Oakland, rookie **RB Gus Edwards** rushed for over 100 yards for the second-straight game, finishing with 118 on 23 carries (5.1 average). With that performance...

- Edwards became the second rookie in Ravens history with back-to-back 100-yard games (Jamal Lewis, 2000, Weeks 12-13).
- Edwards became the sixth undrafted rookie in the NFL's common draft era to produce 100-plus rushing yards in consecutive games. He joined Branden Oliver (2014), LeGarrette Blount (2010), Dominic Rhodes (2001), Fred Lane (1997) and Clark Gaines (1976) in accomplishing the feat.



# JEFFERSON, Z. SMITH & CARR NOTES



**23 JEFFERSON**  
6TH SEASON  
5-11, 211  
SAFETY

## DROPPIN' FOR LOSS

Since 2015, **S Tony Jefferson** leads the NFL in tackles for loss by a DB, with 30 such stops, including 7 in his first year (2017) with the Ravens and 6 in 2018. While with Arizona in 2016, his 13 TFL led all NFL defensive backs. The 13 stops also rank as the NFL's most by a DB in a season since the stat began being tracked in 2008.

### MOST TACKLES FOR LOSS / NFL DEFENSIVE BACKS / SINCE 2015

Rk.	Player	Tackles for Loss
1.	<b>Tony Jefferson (Bal.)</b>	30
2.	Tyrann Mathieu (Hou.)	25
3.	Malcolm Jenkins (Phi.)	23
	Reshad Jones (Mia.)	23
	Harrison Smith (Min.)	23

Tony Jefferson was one of six NFL safeties in 2018 to post at least 5 tackles for loss, 1 sack, 1 INT, 1 forced fumble and 1 fumble recovery in 2018 (Jamal Adams, Kareem Jackson, Malcolm Jenkins, Jordan Poyer & Harrison Smith).



**TACKLES FOR LOSS**  
Sixth (tied) Among  
NFL DBs in 2018



**TACKLES FOR LOSS**  
Most Among NFL  
DBs since 2015



**TOTAL TACKLES**  
Eighth Among NFL  
DBs since 2015



**90 Z. SMITH**  
4TH SEASON  
6-4, 272  
OLB



**Sacks in 2018**  
Most on the Team



**Quarterback Hits**  
in 2018  
NFL's Eighth Most

## CARR'S IMPRESSIVE STREAK

CB **Brandon Carr's** 176-consecutive starts rank as the NFL's longest active streak among defensive players, and it stands second overall among all NFL players.

### NFL CONSECUTIVE GAMES STARTED / CURRENT STREAKS

Rk.	Player	Games
1.	QB Philip Rivers (LAC)	208
2.	<b>CB Brandon Carr (Bal.)</b>	176
3.	S Glover Quin (Det.)	148
4.	QB Matt Ryan (Atl.)	147
5.	Three Players	128

**24 CARR**  
11TH SEASON  
6-0, 210  
CORNERBACK



**2018 Passes Defended**  
(Ravens' Second Most)



**Career INTs**  
(6 with Ravens)

## MAY "Z" FORCE BE WITH YOU

In Week 6 at Tennessee, **OLB Za'Darius Smith** had a career-high 3 sacks as part of the Ravens' 11 QB drops, setting a team record. His 3-sack performance was the first of two such games by a Raven in 2018 (**OLB Matthew Judon** on 11/25/18 vs. Oak.).

### MOST SINGLE-GAME SACKS / RAVENS HISTORY

P. Boulware (1/7/02 vs. Min.) . . . . . 4	T. Suggs (10/6/13 at Mia.) . . . . . 3
M. McCrary (11/8/98 vs. Oak.) . . . . . 4	T. Suggs (12/11/11 vs. Ind.) . . . . . 3
E. Dumervil (12/7/14 at Mia.) . . . . . 3.5	T. Suggs (11/24/11 vs. SF) . . . . . 3
J. Sharper (11/12/01 at Ten.) . . . . . 3.5	T. Suggs (9/11/11 vs. Pit.) . . . . . 3
M. McCrary (12/5/99 vs. Ten.) . . . . . 3.5	T. Suggs (12/4/05 vs. Hou.) . . . . . 3
<b>M. Judon (11/25/18 vs. Oak.) . . . . . 3</b>	M. McCrary (12/26/99 vs. Cin.) . . . . . 3
<b>Z. Smith (10/14/18 at Ten.) . . . . . 3</b>	M. McCrary (11/16/97 vs. Phi.) . . . . . 3
E. Dumervil (11/10/13 vs. Cin.) . . . . . 3	B. Thompson (11/10/96 at Jax.) . . . . . 3

## CARR A STEADY VETERAN

### BALTIMORE INTERCEPTIONS (Since Carr's 2017 Ravens Arrival)

Rk.	Player	INTs
1.	<b>Brandon Carr</b> . . . . .	6
	Eric Weddle . . . . .	6
3.	Jimmy Smith . . . . .	5
4.	Marlon Humphrey . . . . .	4
5.	C.J. Mosley . . . . .	3

### MOST NFL PASSES DEFENSED (Since 2008)

Rk.	Player	PD
1.	Johnathan Joseph . . . . .	146
2.	Brent Grimes . . . . .	140
	Tramon Williams . . . . .	140
4.	<b>Brandon Carr</b> . . . . .	132
5.	Aqib Talib . . . . .	123

Carr's 12 PD ranked No. 1 on the team in 2017, while he had the second most (11) in 2018.



# JOE FLACCO NOTES



## RAVENS ALL-TIME PASSING LEADER

### 5 FLACCO

11TH SEASON

SUPER BOWL  
XLVII MVP

6-6, 245  
QUARTERBACK

QB Joe Flacco is the Ravens' all-time leading passer in every major category. Flacco, who led Baltimore to a Super Bowl XLVII victory in 2012 (and earned game MVP honors), is in his 11th NFL campaign. In nine games in 2018, Flacco completed 232 of 379 passes (61.2%) for 2,465 yards, 12 TDs and 6 INTs (84.2 rating).

### RAVENS CAREER PASSING LEADERS

Rk.	Player	G	Att	Cmp	Pct	Yards	TDs	INTs	Rate
1.	Joe Flacco	163	5,670	3,499	61.7	38,245	212	136	84.1
2.	Kyle Boller	53	1,311	746	56.9	7,846	45	44	71.9
3.	V. Testaverde	29	1,019	596	58.5	7,148	51	34	82.8

## PLAYOFF PERFECTION

Super Bowl XLVII MVP QB Joe Flacco was masterful during the Ravens' 2012 playoff run, completing 73 of 126 passes for 1,140 yards, 11 TDs and 0 INTs to produce a 117.2 passer rating. Flacco joined Hall of Fame QB Joe Montana (1989) as the only players to produce 11 TDs and 0 INTs during an NFL postseason.

### JOE FLACCO STATISTICS / 2012 PLAYOFFS

Game (Opp./Rd.)	Cmp-Att	Pct.	Yards	TDs	INTs	Rate
1/06/13 vs. Ind. (WC)	12-23	52.2	282	2	0	125.6
1/12/13 at Den. (Div.)	18-34	52.9	331	3	0	116.2
1/20/13 at NE (AFC)	21-36	58.3	240	3	0	106.3
2/03/13 at SF (SB)	22-33	66.6	287	3	0	124.2
<b>Totals (Record: 4-0)</b>	<b>73-126</b>	<b>57.9</b>	<b>1,140</b>	<b>11</b>	<b>0</b>	<b>117.2</b>

## FLACCO POSTSEASON QUICK HITS

- ✓ Flacco, Joe Montana (1989) and Kurt Warner (2008) are the only QBs in NFL history to throw 11 TDs in a single postseason. Neither Flacco nor Montana threw an INT.
- ✓ In the Ravens' last 10 playoff games (since 2010), Flacco is 196-of-327 for 2,563 yards, 24 TDs and 4 INTs (104.1 rating). He has led the Ravens to a 7-3 record in these contests.
- ✓ In Baltimore's last six playoff games (5-1 record), Flacco has thrown 17 TDs and 2 INTs. Completing 119 of 200 passes for 1,691 yards, he owns a magnificent 111.1 QB rating.
- ✓ Flacco has thrown at least 2 TDs in eight-straight playoff games, marking the longest streak in NFL postseason history.

## QUARTERBACK WINS

### MOST TOTAL WINS BY QBs (Includes Playoffs / Since 2008)

Rk.	Player	Record
1.	Tom Brady	134-43
2.	Drew Brees	114-69
3.	Ben Roethlisberger	113-59-1
4.	Aaron Rodgers	109-64-1
5.	Joe Flacco	106-72

### MOST REGULAR SEASON WINS BY QBs (First SEVEN Seasons / NFL History)

Rk.	Player	Wins
1.	Russell Wilson (2012-18)	75
2.	Joe Flacco (2008-14)	72
3.	Tom Brady (2000-06)	70

### MOST REGULAR SEASON WINS BY QBs (First EIGHT Seasons / NFL History)

Rk.	Player	Wins
1.	Tom Brady (2000-07)	86
2.	Ben Roethlisberger (2004-11)	80
	Peyton Manning (1998-2005)	80
4.	Jim Kelly (1986-93)	76
5.	Joe Flacco (2008-15)	75

### MOST REGULAR SEASON WINS BY QBs (First NINE Seasons / NFL History)

Rk.	Player	Wins
1.	Peyton Manning (1998-2006)	92
2.	Tom Brady (2000-08)	87
	Ben Roethlisberger (2004-12)	87
4.	Matt Ryan (2008-16)	85
5.	Joe Flacco (2008-16)	83
	Jim Kelly (1986-94)	83

## QB PLAYOFF VICTORIES

### PLAYOFF WINS (ACTIVE QBs / SINCE 2008)

1.	Tom Brady	13
2.	Joe Flacco	10
3.	Aaron Rodgers	9
4.	Ben Roethlisberger	8
	Russell Wilson	8

### ROAD PLAYOFF WINS (BY QBs / NFL HISTORY)

1.	Joe Flacco	7
2.	E. Manning, A. Rodgers	5
	B. Roethlisberger	5
5.	L. Dawson, J. Delhomme	4
	M. Sanchez, R. Staubach	4

## QB/HC DUOS

### MOST REGULAR SEASON STARTS BY A QUARTERBACK / ENTIRE CAREER WITH SAME HEAD COACH (NFL History)

Rk.	Quarterback/Head Coach (Years)	Starts
1.	Tom Brady/Bill Belichick (2001-present)	267
2.	Joe Flacco/John Harbaugh (2008-present)	163
3.	Terry Bradshaw/Chuck Knoll (1970-83)	158

## FLACCO AT HOME

13-1

Touchdowns to interceptions ratio for QB Joe Flacco in his last nine home games. He has a 93.1 rating, completing 63.8% of his passes and averaging 216.6 yards per game.

90.5

Career passer rating for QB Joe Flacco in 81 career home games (60-21), averaging 240 passing yards per contest, with 116 TDs and 52 INTs, and producing 7.15 yards per attempt.



# JOE FLACCO NOTES

## JOE'S RAVENS PASSING RECORDS

### 300-YARD PASSING GAMES (Ravens Single Seasons)

Rk.	Player (Year)	Games
1.	Joe Flacco (2015)	5
	Joe Flacco (2014)	5
	Joe Flacco (2012)	5
	Vinny Testaverde (1996)	5
5.	Joe Flacco (2016, 2011)	4

### 300-YARD PASSING GAMES (Ravens Career History)

Rk.	Player (Year)	Games
1.	Joe Flacco (2008-18)	32
2.	Vinny Testaverde (1996-97)	8
3.	Steve McNair (2006-07)	2
	Jeff Blake (2002)	2
	Eric Zeier (1996-97)	2

### MOST PASSES WITHOUT AN INT (Ravens History)

Rk.	Player (Year)	Passes
1.	Joe Flacco (2016)	176
2.	Eric Zeier (1997-98)	175
3.	Steve McNair (2006)	162
4.	Joe Flacco (2010)	137
5.	Joe Flacco (2014, 2012)	126

## MORE RAVENS RECORDS

### RAVENS SINGLE-GAME PASSING YARDS

Yards	Player	(Opp./Date)
429	Vinny Testaverde	vs. STL, 10/27/96
389	Joe Flacco	at STL, 9/25/11
385	Joe Flacco	at Min., 10/18/09
384	Joe Flacco	at Oak., 9/20/15
382	Joe Flacco	vs. NE, 9/23/12

### RAVENS SINGLE-SEASON PASSING YARDS

Rk.	Player (Year)	Cmp-Att	Pct.	Yards	TD	INT	Rate
1.	Joe Flacco ('16)	436-672	64.9	4,317	20	15	83.5
2.	V. Testaverde ('96)	325-549	59.2	4,177	33	19	88.7
3.	Joe Flacco ('14)	344-554	62.0	3,986	27	12	91.0
4.	Joe Flacco ('13)	362-614	59.0	3,912	19	22	73.1
5.	Joe Flacco ('12)	317-531	59.7	3,817	22	10	87.7

## QUARTERBACK IRONMEN

### MOST CONSECUTIVE STARTS / QUARTERBACKS / NFL HISTORY

Rk.	Player (Years)	Games
1.	Brett Favre (1992-2010)	297
2.	Eli Manning (2004-17)	210
3.	Peyton Manning (1998-2011)	208
	Philip Rivers (2006-present)	208
5.	Matt Ryan (2009-present)	147
6.	Matthew Stafford (2011-present)	128
7.	Joe Flacco (2008-15)	122

## 2018 PASSING YARDS

QB Joe Flacco's passing yards (2,465) in 2018 marked the second most (2,492 in 2015) he ever produced through a season's first nine games. (Flacco was out for Weeks 11-14 with a hip injury and then named the backup QB in Week 15.)

## RAVENS RECORD & FLACCO...

With 300 passing yards . . . . .	19-13	With at least a 100 QB rating . . .	42-6	vs. AFC North . . . . .	36-25	In October . . . . .	17-25
With 3-or-more TD passes . . . . .	14-3	With at least a 110 QB rating . . .	23-3	vs. AFC . . . . .	73-49	In November . . . . .	29-13
When not throwing an INT . . . . .	57-16	When not sacked . . . . .	19-6	vs. NFC . . . . .	23-18	In December/January . . . . .	25-17
With at least 4 comps. 25+ yards . .	9-4	Playing in < 40 degree weather . .	12-8	In September . . . . .	25-12	In season's final four games . .	22-14

## GAME-WINNING DRIVES: 26 (24 REGULAR SEASON & 2 PLAYOFFS)

### GAME-WINNING DRIVES IN FOURTH QUARTER OR OVERTIME (26 TOTAL)

Date/Opp.	Drive Length	Scoring Play	Time Left	Score
11/02/08 at Cle.	5 plays, 59 yards in 1:54	Stover 22-yard field goal	5:36	30-27
01/10/09 at Ten. (Div.)	9 plays, 51 yards in 3:30	Stover 43-yard field goal	0:53	13-10
09/13/09 vs. KC	8 plays, 74 yards in 3:15	Clayton 31-yard pass from Flacco	2:06	38-24
11/29/09 vs. Pit.	6 plays, 17 yards in 3:23	Cundiff 29-yard field goal	6:42 (OT)	20-17
09/26/10 vs. Cle.	10 plays, 69 yards in 5:41	Boldin 27-yard pass from Flacco	9:13	21-17
10/03/10 at Pit.	4 plays, 40 yards in 0:36	Houshmandzadeh 18-yard pass from Flacco	0:32	17-14
10/24/10 vs. Buf.	4 plays, 9 yards in 1:58	Cundiff 38-yard field goal	10:54 (OT)	37-34
12/19/10 vs. NO	5 plays, 66 yards in 1:31	Cundiff 32-yard field goal	10:03	27-24 (30-24 final)
10/30/11 vs. Ari.	5 plays, 37 yards in 0:52	Cundiff 25-yard field goal	0:00	30-27
11/06/11 at Pit.	13 plays, 92 yards in 2:16	T. Smith 26-yard pass from Flacco	0:08	23-20
11/24/11 vs. SF	16 plays, 76 yards in 7:34	Pitta 8-yard pass from Flacco	14:56	13-6 (16-6 final)
09/23/12 vs. NE	7 plays, 70 yards in 1:55	Tucker 27-yard field goal	0:00	31-30
11/04/12 at Cle.	9 plays, 81 yards in 4:22	T. Smith 19-yard pass from Flacco	4:26	22-15 (25-15 final)
11/25/12 at SD	12 plays, 40 yards in 3:09	Tucker 38-yard field goal	0:00	13-13
	12 plays, 69 yards in 3:49	Tucker 38-yard field goal	1:07 (OT)	16-13
01/12/13 at Den. (Div.)	3 plays, 77 yards in :38	J. Jones 70-yard pass from Flacco	0:31	35-35
	6 plays, 16 yards in 2:33	Tucker 47-yard field goal	13:18 (2OT)	38-35
10/06/13 at Mia.	7 plays, 34 yards in 2:25	Tucker 44-yard field goal	1:42	26-23
11/10/13 vs. Cin.	8 plays, 28 yards in 4:34	Tucker 46-yard field goal	5:27 (OT)	20-17
12/08/13 vs. Min.	5 plays, 80 yards in 0:41	M. Brown 9-yard pass from Flacco	0:04	29-26
12/16/13 at Det.	7 plays, 24 yards in 1:43	Tucker 61-yard field goal	0:38	18-16
09/21/14 at Cle.	6 plays, 37 yards in 1:58	Tucker 32-yard field goal	0:00	23-21
12/28/14 vs. Cle.	2 plays, 69 yards in :50	T. Smith 16-yard pass from Flacco	7:33	13-10 (20-10 final)
10/01/15 at Pit.	7 plays, 45 yards in :58	J. Tucker 42-yard field goal	0:03	20-20
	8 plays, 32 yards in 4:33	J. Tucker 52-yard field goal	5:08 (OT)	23-20
11/01/15 vs. SD	9 plays, 59 yards in 2:27	J. Tucker 39-yard field goal	0:00	29-26
11/22/15 vs. STL	5 plays, 12 yards in :54	J. Tucker 47-yard field goal	0:00	16-13
09/18/16 at Cle.	5 plays, 27 yards in 2:35	J. Tucker 49-yard field goal	11:19	22-20 (25-20 final)
09/25/16 at Jax.	8 plays, 22 yards in 1:57	J. Tucker 54-yard field goal	1:02	19-17



# CRABTREE, BROWN & SNEAD IV NOTES

## TOUCHDOWN TRIOS

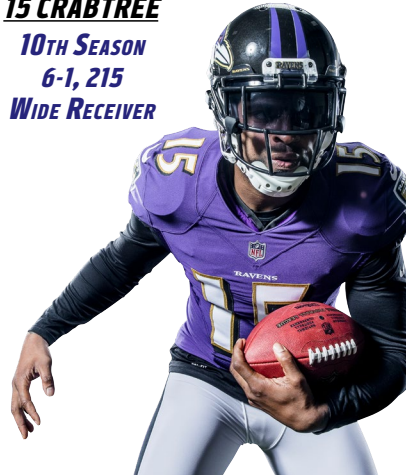
In Week 1's 47-3 win over Buffalo, three Ravens wideouts (**John Brown**, **Michael Crabtree** & **Willie Snead IV**) each caught a touchdown. It marked just the fifth time in franchise history (and first since 2014) that such a feat was accomplished.

### GAMES WITH A TD CATCH BY THREE DIFFERENT RECEIVERS (Ravens History)

- 9/9/18 vs. Buf. – Ravens 47, Bills 3
  - John Brown, Michael Crabtree, Willie Snead IV
- 10/12/14 at TB – Ravens 48, Bucs 17
  - Kamar Aiken, Michael Campanaro, Torrey Smith, Steve Smith Sr.
- 12/5/99 vs. Ten. – Ravens 41, Titans 14
  - Justin Armour, Jermaine Lewis, Patrick Johnson
- 11/1/98 vs. Jax. – Jaguars 45, Ravens 19
  - Patrick Johnson, Jermaine Lewis, Floyd Turner
- 10/27/96 vs. STL – Ravens 37, Rams 31
  - Derrick Alexander, Michael Jackson, Floyd Turner

## 15 CRABTREE

10TH SEASON  
6-1, 215  
WIDE RECEIVER



54

Receptions in 2018  
Second Most on the Team  
(Willie Snead IV - 62)

633

Career Catches  
Seventh Most Among  
Active Players

## SCORING THREAT

### MOST NFL RECEIVING TDs / SINCE 2015

Rk.	Player (Team)	TDs
1.	Antonio Brown (Pit.)	46
2.	DeAndre Hopkins (Hou.)	39
3.	Davante Adams (GB)	36
4.	Doug Baldwin (Sea.)	34
5.	Odell Beckham Jr. (NYG)	32
6.	Brandin Cooks (LAR)	29
7.	<b>Michael Crabtree (Bal.)</b>	<b>28</b>
	Mike Evans (TB)	28
	A.J. Green (Cin.)	28

2

NFL Players  
Crabtree & Antonio Brown  
to record at least 8 TD  
catches in each season  
from 2015-17

## KING CRAB NOTES

**WR Michael Crabtree**, a 10-year NFL veteran, signed with the Ravens as a free agent this past spring. In 16 games, has tallied 54 catches for 607 yards and 3 TDs. Here are several fast facts about the standout wideout:

- Crabtree has produced at least 8 receiving TDs in a season four times, including in three of the past four years (9 – 2015, 8 – 2016 & 8 – 2017).
- His 28 receiving TDs since 2015 (see chart above) tie (Mike Evans & A.J. Green) for the NFL's seventh most.
- Crabtree and Steelers WR Antonio Brown are the only NFL players to post at least 8 TD catches in each season from 2015-17.
- Crabtree has totaled at least 85 catches in a season three times, with a career-high 89 during the 2016 campaign (earned Pro Bowl alternate honors).
- He has twice surpassed 1,000 receiving yards, tallying a career-high 1,105 (on 85 receptions) in 2012.

## RED ZONE & TD FAST FACTS

- ✓ When Crabtree scores at least 1 receiving TD, his team has produced a 31-12-1 record. When he has 2 TDs, they are 6-2.
- ✓ Of Crabtree's 54 career receiving TDs, 28 have come in the red zone.
- ✓ Since 2015, 16 of Crabtree's 28 receiving TDs occurred in the red zone.

## 83 SNEAD IV

4TH SEASON  
5-11, 205  
WIDE RECEIVER

62

Snead IV's Catches  
in 2018  
Most on the Team

715

Brown's 2018  
Receiving Yards  
First on the Team



## 13 BROWN

5TH SEASON  
5-11, 178  
WIDE RECEIVER

## RAVENS NEW WIDEOUTS

In 2018, **WR John Brown** led Baltimore with 715 receiving yards and 5 TDs on 42 catches. His 17.0 ypc average ranked fourth best in the NFL. **WR Willie Snead IV** ranked second on the team with 651 receiving yards and 1 TD on a Ravens-high 62 catches. An impressive 37 of those earned first downs.

### NFL YARDS-PER-CATCH AVERAGE / 2018 SEASON

Rk.	Player	Rec.	Yards	Avg.	LG	TDs
1.	DeSean Jackson (TB)	41	774	18.9	75t	4
2.	Josh Gordon (NOR)	41	737	18.0	55t	4
3.	Mike Evans (TB)	86	1524	17.7	72t	8
4.	<b>John Brown (Bal.)</b>	<b>42</b>	<b>715</b>	<b>17.0</b>	<b>71</b>	<b>5</b>
5.	Tyreek Hill (KC)	87	1479	17.0	75t	12

### 2018 Quick Hit:

- John Brown, Mike Evans & Tyreek Hill were the only NFL WRs with at least 700 receiving yards, 5 TDs and a 17.0 yards-per-catch average.



# SAM KOCH NOTES

## SOARING WITH SAM

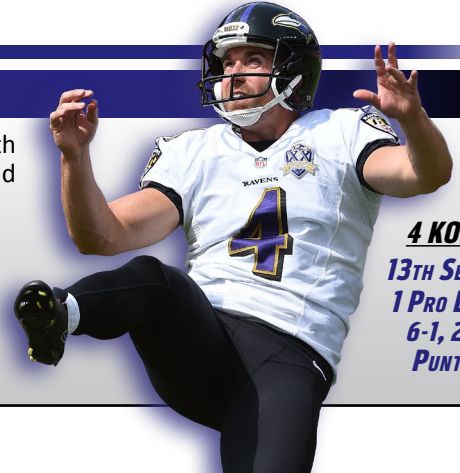
Pro Bowl P **Sam Koch** owns a 45.3 career gross average and 39.5 career net, both marks that rank first in Ravens history. In 2014, Koch posted a career-high and Ravens franchise-record 47.4-yard gross and 43.3-yard net average.

### CAREER GROSS PUNTING AVG. (Ravens History)

Rk.	Player	Avg.
1.	Sam Koch	45.3
2.	Greg Montgomery	43.2
3.	Dave Zastudil	41.6

### CAREER NET PUNTING AVG. (Ravens History)

Rk.	Player	Avg.
1.	Sam Koch	39.5
2.	Greg Montgomery	37.2
3.	Kyle Richardson	35.4



**4 KOCH**  
**13TH SEASON**  
**1 PRO BOWL**  
**6-1, 222**  
**PUNTER**

## KOCH DOMINATED IN 2017

No punter in 2017 was more dominant at pinning opponents deep in their own territory than P **Sam Koch**.

### PUNTS INSIDE 20

1.	Sam Koch	40
2.	Chris Jones	34
3.	Two Players	33

### PUNTS INSIDE 10

1.	Sam Koch	16
2.	Marquette King	14
3.	Three Players	13

### PUNTS INSIDE 5

1.	Andy Lee	6
2.	Sam Koch	5
	Three Others	5

## PINNING 'EM DEEP

Dating back to 2006, when he entered the NFL, P **Sam Koch**'s 384 punts inside the 20 rank second in the NFL.

### NFL PUNTS INSIDE THE 20 / SINCE 2006

Rk.	Player	In 20
1.	Dustin Colquitt (KC)	414
2.	Sam Koch (Bal.)	384
3.	Andy Lee (Ari.)	364



**2018 Gross Average**  
(Fourth in the NFL)

*"He is composed, he is resilient, and he's not easily rattled. People don't really expect it from a punter, but I definitely think Sam Koch carries that special Raven persona."*

— Terrell Suggs, Ravens OLB

In 2017, Koch twice earned AFC Special Teams Player of the Week honors (Week 12 vs. Hou. & Week 15 at Cleveland). He became the first punter to win multiple POW awards in a single season since Buffalo's Brian Moorman in 2006.

## SAM IN THE 20

P **Sam Koch** is the Ravens' all-time leader in punts inside the 20 (384). In 2017, he posted a franchise-record 40 boots inside the 20, which ranked as the NFL's most.

\* In 2017, Koch's 40 punts inside the 20 ranked No. 1 in the NFL.

### PUNTS INSIDE THE 20 (Ravens All-Time History)

Rk.	Player	In 20
1.	Sam Koch	384
2.	Kyle Richardson	128
3.	Dave Zastudil	89

### PUNTS INSIDE THE 20 (Ravens Single Seasons)

Rk.	Player (Year)	In 20
1.	Sam Koch (2017)*	40
2.	Sam Koch (2010)	39
	Kyle Richardson (1999)	39

## 2015 PRO BOWL PUNTER



In his 10th season (2015), P **Sam Koch** was finally named to his first Pro Bowl, as the standout punter's net average (42.9) ranked No. 2 in the NFL, while his gross average (46.7) was ninth. Koch also dominated the league in 2014, producing the No. 1 net (43.3) and No. 3 gross (47.4) averages.

## NOTE THE QUOTE

ESPN.com's Kevin Seifert on Sam Koch's arsenal of punts:

"Some are designed to hook toward the sideline with maximum hang time. Others use an intentionally low trajectory to aid coverage teams. He has a knuckler and one kick that drops, from the returner's perspective, roughly in the shape of the letter 'S.' He's debuted a "boomerang" punt that does just what you would imagine it might. Most, but not all, of these punts are intended to discourage a clean catch and minimize the return.

"It's not unusual for NFL punters to develop a "changeup" of sorts, but no one has ever had multiple options at the ready. ... The NFL changes every day, but there are only a few moments in each generation when it transforms. This is one of them. In plain sight, Sam Koch and the Ravens have introduced a new way to punt."

## RAVENS IRONMAN

### RAVENS CONSECUTIVE GAMES PLAYED / ALL-TIME STREAKS

Rk.	Player	Games	Years
1.	Sam Koch	208	2006-present
2.	Jarret Johnson	129	2003-11
3.	Joe Flacco	122	2008-15

### BALTIMORE RAVENS MOST ALL-TIME GAMES PLAYED

Rk.	Player	Games	Years
1.	Terrell Suggs	229	2003-present
2.	Ray Lewis	228	1996-2012
3.	Sam Koch	208	2006-present
4.	Matt Stover	207	1996-2008
5.	Jonathan Ogden	177	1996-2007



**Punts In 20**  
NFL's Third Most  
Since 2014



**Net Punt Average**  
NFL's Fourth Best  
Since 2014



**Gross Punt Average**  
NFL's Seventh Best  
Since 2014



# JUSTIN TUCKER NOTES

## TUCKER THE ALL-TIME BEST

**K Justin Tucker**, the most accurate kicker ever, has hit 237 of 263 FGAs to post a 90.1% success mark. In 2018, he scored a franchise-record 141 points for the third-straight season, becoming the NFL's only kicker to surpass the 140 mark in each of the past three years.

### BEST CAREER FIELD GOAL PERCENTAGE (NFL History / Min. 100 Att.)

Rk.	Player	FGM-FGA	Pct.
1.	Justin Tucker	237-263	90.1
2.	Robbie Gould	358-408	87.7
3.	Stephen Gostkowski	367-420	87.4
4.	Dan Bailey	207-239	86.6
5.	Mike Vanderjagt	230-266	86.5



**9 TUCKER**  
7TH SEASON  
2 PRO BOWLS  
6-1, 183  
KICKER

**900 Points:** In 2018's Week 12 win vs. Oakland, Tucker became the fastest pure kicker in league history to reach the 900-point milestone, doing so in his 107th game. Of overall players, only Gino Cappelletti (a WR/PK combo from 1960-70) did it faster (106 games).

## TUCKER'S CAREER STATS

Year	1-19	20-29	30-39	40-49	50+	Total	Pct.	LG	PAT	Pts
2012	0-0	8-8	8-8	10-13	4-4	30-33	90.9	56	42-42	132
2013	0-0	10-10	12-13	10-11	6-7	38-41	92.7	61	26-26	140
2014	0-0	10-10	11-11	4-4	4-9	29-34	85.3	55	42-42	129
2015	0-0	10-10	9-9	10-11	4-10	33-40	82.5	52	29-29	128
2016	0-0	4-4	10-11*	14-14	10-10	38-39*	97.4	57	27-27	141
2017	0-0	7-7	11-11	11-12	5-7	34-37	91.9	57	39-39	141
2018	0-0	12-12	9-9	9-11	5-7	35-39	89.7	56	36-37	141
<b>Totals</b>	<b>0-0</b>	<b>61-61</b>	<b>70-72</b>	<b>68-76</b>	<b>38-54</b>	<b>237-263</b>	<b>90.1</b>	<b>61</b>	<b>241-242</b>	<b>952</b>

\* Lone miss in 2016 was a blocked kick.

## 2016: PERHAPS THE BEST YEAR EVER

In 2016, All-Pro **K Justin Tucker** connected on 38 of 39 FGAs (lone miss was a block), posting the fifth-best pct. in NFL single-season history. In addition to making 35-straight FGAs at one point (tied for fifth-best streak ever), here are facts about his remarkable season, arguably the best ever by a kicker:

- ✓ Tucker's 38 FGs made ranked No. 1 in the NFL. He was also 27-of-27 on PATs. An NFL single-season record 24 of Tucker's 38 FGs made in 2016 came from 40 yards or beyond.
- ✓ Tucker's 10 FGs of 50-plus yards are a Ravens' single-season record. They tie (Blair Walsh, 2012) for the most in NFL history. (Tucker was a perfect 10-for-10 from 50 yards and out during the 2016 season.)
- ✓ Tucker's 141 points ranked second in the league only behind Atlanta's Matt Bryant (158).
- ✓ In Week 12 of 2016 vs. Cincy, Tucker became just the ninth kicker in league history to make 3 FGs of 50-plus yards in a single game (52, 57 & 54). He is also the first kicker in NFL history to make 3 FGs of 50-plus yards in the first half of a game. (These feats earned him AFC ST POW honors.)

### BEST FG PERCENTAGE / NFL SINGLE-SEASON HISTORY

Rk.	Player (Team)	FGM-FGA	Pct.
1.	Gary Anderson (1998)	35-35	100.0
	Mike Vanderjagt (2003)	37-37	100.0
	Jeff Wilkins (2000)	17-17	100.0
	Tony Zendejas (1991)	17-17	100.0
5.	Justin Tucker (2016)	38-39	97.4



Field Goals Made  
NFL's Most  
Since 2012



Points Scored  
NFL's Second  
Most Since 2012



Career FG Pct.  
Best Mark  
in NFL History



40-Plus-Yard FGs  
NFL's Most  
Since 2012



50-Plus-Yard FGs  
NFL's Most  
Since 2012



Career Games  
w/ Dual 50+ FGs Made  
(Most in NFL History)

## TUCKER TIDBITS

- ✓ Since PATs were moved back to the 15-yard line in 2015, Tucker (131-of-132) has produced the NFL's best PAT percentage (99.2).
- ✓ Tucker is a six-time AFC Special Teams Player of the Month, which ranks three more than legends S Ed Reed & K Matt Stover for the most POM awards in Ravens history. (Tucker has also earned eight AFC Special Teams Player of the Week honors.) "Tuck" earned his sixth POM award in Nov. 2018, going 8-for-8 on FGAs and 6-for-6 on PATs.
- ✓ Tucker's 6 FGs on 12/16/13 at Det. set a team record and a single-game NFL high in 2013. Against the Lions, he became the first NFL kicker ever to connect from the 20-, 30-, 40-, 50- & 60-yard range in a game.
- ✓ Tucker's 92.4 career FG% when kicking on grass (134-of-145) ranks as the NFL's best of all time.
- ✓ Tucker's 93.4 career FG% (114-of-122) in the second half/overtime ranks as the NFL's best second half/OT mark of all time.



# JUSTIN TUCKER & ERIC WEDDLE NOTES

## TUCK'S CHART TALK

### MOST FIELD GOALS MADE / SINCE 2012

Rk.	Player (Team)	FGM
1.	Justin Tucker (Bal.)	237
2.	Stephen Gostkowski (NE)	226
3.	Stephen Hauschka (Buf.)	201
4.	Adam Vinatieri (Ind.)	195
5.	Matt Bryant (Atl.)	188

### MOST NFL POINTS / SINCE 2012

Rk.	Player (Team)	Points
1.	Stephen Gostkowski (NE)	1,031
2.	Justin Tucker (Bal.)	952
3.	Stephen Hauschka (Buf.)	857
4.	Adam Vinatieri (Ind.)	848
5.	Two Players	837

### CONSECUTIVE FIELD GOALS MADE (All-Time NFL Streaks)

Rk.	Kicker (Years)	FGs Made
1.	Adam Vinatieri (2015-16)	44
2.	Mike Vanderjagt (2002-04)	42
3.	Gary Anderson (1997-98)	40
4.	Matt Stover (2005-06)	36
5.	Justin Tucker (2015-16) Adam Vinatieri (2013-14)	35

### BEST NFL FIELD GOAL PERCENTAGE (2016 Season)

Rk.	Player (Team)	FGM-FGA	Pct.
1.	Justin Tucker (Bal.)	38-39	97.4
2.	Matt Bryant (Atl.)	34-37	91.9
3.	Ryan Succop (Ten.)	22-24	91.7
4.	Stephen Hauschka (Sea.)	33-37	89.2
5.	Cairo Santos (KC)	31-35	88.6
6.	Two Players	27-31	87.1

### BEST FIELD GOAL PERCENTAGE / ROOKIES (NFL History)

Rk.	Player (Year)	FGM-FGA	Pct.
1.	Michael Badgley (2018)	15-16	93.8
2.	Blair Walsh (2012)	35-38	92.1
3.	Justin Tucker (2012)	30-33	90.9
4.	Harrison Butker (2017)	38-42	90.5
5.	Jason Sanders (2018)	18-20	90.0
6.	Two Players	n/a	88.9

### BEST FIELD GOAL PERCENTAGE (Ravens Single-Season History)

Rk.	Player (Year)	FGM-FGA	Pct.
1.	Justin Tucker (2016)	38-39	97.4
2.	Matt Stover (2006)	28-30	93.3
3.	Justin Tucker (2013)	38-41	92.7
4.	Justin Tucker (2017)	34-37	91.9
5.	Justin Tucker (2012)	30-33	90.9

(min. 16 att.)

## TUCKER'S GAME-WINNERS

# 13

### Career game-winning FGs by K Justin Tucker:

- 2018: Week 11 vs. Cin., 24 yards
- 2016: Week 3 at Jax., 53 yards
- 2016: Week 2 at Cle., 49 yards
- 2015: Week 11 vs. STL, 47 yards
- 2015: Week 8 vs. SD, 39 yards
- 2015: Week 4 at Pit., 52 yards OT
- 2014: Week 3 at Cle., 32 yards
- 2013: Week 15 at Det., 61 yards
- 2013: Week 10 vs. Cin., 46 yards OT
- 2013: Week 5 at Mia., 44 yards
- 2012: Div. at Den., 47 yards 2OT
- 2012: Week 12 at SD, 38 yards OT
- 2012: Week 3 vs. NE, 27 yards

## SIX 30s

In 2018's Week 16 win at LAC, **K Justin Tucker** became the first kicker in NFL history to produce six seasons with 30-or-more FGs made. He made 35 FGs in 2018.

### MOST SEASONS W/ 30-PLUS FIELD GOALS MADE (NFL History)

Rk.	Kicker	Seasons
1.	Justin Tucker (Bal.)	6
2.	David Akers (Phi. & SF)	5
	John Carney (SD, NO & NYG)	5
	Stephen Gostkowski (NE)	5


## THE SECONDARY'S SERGEANT

A six-time Pro Bowler (including three as a Raven), **S Eric Weddle's** 29-career INTs stand third among active safeties. In his first year (2016) as a Raven, he produced a team-high 4 picks (tied, C.J. Mosley) and 89 tackles. In 2017, he posted 6 INTs (including 1 "pick-6"), ranking as a team best and tying (A.J. Bouye) for third overall in the NFL.

### NFL INTERCEPTIONS LEADERS / ACTIVE NFL SAFETIES

Rk.	Player (Team)	INTs	Yards	TDs
1.	Reggie Nelson (Oak.)	38	486	1
2.	Mike Adams (Car.)	30	337	2
3.	Eric Weddle (Bal.)	29	467	4
4.	Earl Thomas (Sea.)	28	417	2

**32 WEDDLE**  
12TH SEASON  
6 PRO BOWLS  
5-11, 200  
SAFETY



### INTERCEPTIONS LEADERS / SAFETIES / SINCE 2016

Rk.	Player (Team)	INTs	Yards	TDs
1.	Kevin Byard (Ten.)	12	131	0
2.	Ha Ha Clinton-Dix (Was.)	11	105	0
	D.J. Swearinger Sr. (Was.)	11	78	0
4.	Eric Weddle (Bal.)	10	177	1
	Tre Boston (Ari.)	10	87	0
	Micah Hyde (Buf.)	10	91	0



**1**  
Active NFL Safety  
(Weddle) w/ at least  
1,000 tackles, 25 INTs & 5 sacks



**3**  
Active NFL Safeties  
(Weddle, Mike Adams, Reggie Nelson)  
w/ 25 INTs & 90 PD



**6**  
Weddle Pro Bowls  
Most Among Active  
Safeties (tied, Earl Thomas)

Eric Weddle has earned Pro Bowl honors in three-consecutive years – all while playing for the Ravens. (He has six overall for his career.) In 2018, Weddle helped lead the Ravens' No. 1 defense, which allowed the NFL's fewest yards (292.9) per game.



# RAVENS IN OUR COMMUNITY

## SOCIAL JUSTICE



(Players L-R) OLB Matthew Judon, WR/RS Chris Moore, DB/LB Anthony Levine Sr., LS Morgan Cox, DT Brandon Williams and ILB C.J. Mosley

In 2018, the Baltimore Ravens and their players donated \$500,000 to various Baltimore-area organizations through the team's Social Justice Program. The multi-faceted donation made three giftings over the course of the season. The first donation of \$200,000 went to Baltimore City Public Schools towards the cost of upgrading heating and air condition (HVAC) units at Lakewood Elementary School (left). The second donation of \$100,000 went towards Job Opportunities Task Force (JOTF) to support their work, particularly Project JumpStart, a construction training program designed to assist low-wage, low-skill Baltimore City residents. The third installment went to nine different local organizations including: Baltimore City Police Department, Bridges Baltimore, Center for Urban Families, Next One Up, Outward Bound, PeacePlayers Baltimore and Sutton Scholars High School Enrichment Program.

## 2018 IN REVIEW



**LS Morgan Cox**  
KaBoom! Playground Build



**S Tony Jefferson**  
Special Olympics All-Abilities Clinic



**QB Lamar Jackson**  
Hometown Huddle



**WR/RS Chris Moore**  
Ronald McDonald House Visit



**OLB Matthew Judon & ILB Patrick Onwuasor**  
Turkey Distribution



**K Justin Tucker**  
Baltimore School for the Arts Donation



**S Eric Weddle**  
Holiday Helpers



**WR Michael Crabtree**  
Crab5 Foundation Coats for Kids

## 2018 MAN OF THE YEAR - BRANDON CARR

In 2018, the Ravens selected **CB Brandon Carr** as their nominee for the Walter Payton Man of the Year Award. Individually, and through his Carr Cares Foundation, Carr has supported many causes including children's literacy, breast cancer awareness, social justice and helping undeserved youth. Establishing the Carr Cares Foundation in 2012, Carr inspires young students to become proficient readers by providing learning tools and resources to help them reach their full potential. Children's literacy and breast cancer awareness were heavily prioritized this season by Carr. Earlier this year, Carr teamed up with EVERFI Inc. to present his *Healthier Me - Wellness Fundamentals* program to Glenmount Elementary School students. Additionally, Carr partnered with the National Breast Cancer Foundation in honor of his late mother to assemble and provide Hope Kits to women currently receiving breast cancer treatment this past October. By accepting the nomination, Carr earned \$25,000 for a charity of his choice and \$25,000 more to United Way in Baltimore to expand its Character Playbook initiative.





## **JOHN HARBAUGH MONDAY PRESS CONFERENCE: WILD CARD VS. CHARGERS**

**Opening statement:** “Great to be here – appreciate you guys all being here, once again. I’m very excited with where we’re at. I’m very excited about the opportunity that’s been presented, and really, earned by the guys, the coaches and the players and everybody in the organization. We’re ready to roll. We’re way deep into preparation for the next game. It’s going to be a big challenge against a great football team, as you all know. We’re up for it. What do you have?”

**Yesterday you mentioned a “new beginning.” Is that sort of the message this week for your guys? It’s been a whirlwind of a season. Is that the message? (Todd Karpovich)** “Yes, probably. We’ll kind of see how it goes as we go. Usually messages come up as they come up – you kind of roll with it, what comes to mind. That’s definitely part of it. It was an amazing moment last night. I think everybody was there. You guys were all there, right? It was incredible. It’s just one of those magical, great moments. Not magical, but just one of those meaningful moments that’s really what sports are all about, football is all about. The stadium was incredible; the fans were so in to it. I was so excited; the fans were so excited, coming off the field, coming toward the locker room and getting a chance to grab hands with a bunch of fans – it was really a great moment. Just the whole feel for the place – it was electric. The way the game came down to the last moment was ... I mean, you guys are writers, you guys think about these things. Put all that together and put it into words somehow. I can’t do that. But it was really something to remember. But now you move on, now you move on. That’s where we’re at.”

**Sports is about making adjustments. Do the Chargers have an advantage having faced QB Lamar Jackson previously? (Stan Charles)** “I don’t know. It’s a good question. We’ll probably learn as we go. Both teams – I wouldn’t call it an advantage – both teams have something, because we just played two weeks ago. So, all that preparation that went into to last game, we both have that. We’re not starting from scratch, either team. I’m sure both teams will build from there, and it’ll be great. Both teams are really smart, great coaching staffs, great players, smart players. I’m sure both teams will be very well prepared.”

**I’m curious about the way you opened the game last night offensively. You threw seven passes out of the first 12 plays, and on the eighth it was a scramble. How much of that was scripted, and how much of it was an adjustment by the coaching staff or QB Lamar Jackson, based on what you were seeing? (Randy Moss)** “Well, the first number of plays we have up as possible calls were about 50/50 run-pass. That’s pretty normal for us. So, how we call those just depends on the flow of the game a little bit. Then you have third downs and situational calls and things like that that get in there. I think there were some third-down calls in those first 12, too. I don’t think there was any grand design to that. I think it’s just the way it rolled in the game.”

**We didn’t see WR/RS Chris Moore after a while. What was his situation? What’s his situation going forward? (Jeff Zrebiec)** “He had something that kept him out – a bruise-type of deal. His situation, as I was told this morning, looks really good. He came through it last night just fine. He should be good to go.”

**You walked off the field last night with ... I don’t even know how to describe it. It was sort of a weaponry in your hand. What was that about? Can you tell us about that? (Kevin Richardson)** “That’s a lion spike. You guys familiar with the lion spike? The lion spike is what used by the Maasai tribe in Africa to kill lions. Mark Patterson, who’s a preacher down in Washington and a great author, wrote about chasing the lion into a pit on a snowy day and other things. It’s what we talked about: A guy named Benaiah, it’s in the Book of Samuel. Chasing lions is something we’re talked about all year. He talks about how there’s some speculation that’s maybe how this Benaiah did that back when in ancient Israel. So, the lion spike is something that we’ve had for our guys, and we said that would be the moment: ‘Somebody’s going to chase that lion into the pit.’ We were all in the pit with the lion last night, believe me. I mean, we were down deep in a dark pit last night, trying to fight our way out. *(laughter)* I would say C.J. [Mosley] is the one that finally killed the lion in there. So, we gave that to C.J., but I just wanted to make sure on the field ... A matter of fact, Johnny Shelton, our team chaplain, knew it was in my bag in the office. He went in there and grabbed it and brought it out after we took a knee – not before, just for the record. So that was something I think the guys rallied around a little bit. It was a lot of fun, very meaningful.”

**You guys went for a fourth-and-one on your first drive offensively, and then the final four plays defensively, you ran cover zero going after QB Baker Mayfield. Does that just reflect how aggressive you guys want to be on both sides of the ball? (Luke Jones)** “Yes, sure. It does reflect it, because that’s what we’re doing, and I think it reflects our personality, mindset,





the way this team thinks, what the guys want to do. We've mixed it up on different situations like that, end-of-the-game situations. We haven't been in those kinds of all-out blitzes every time, but we've been mixing them in, so I loved it. I loved it. The guys executed great. The guys executed the fourth down great. We've gone for a lot of fourth downs. We've made a lot of fourth downs. I think we lead the league in third- and fourth-and-short in the National Football League, so credit to the coaches and players for that. Hey, as a head coach, it makes you want to go for more if you think you have a good chance to get them, and that's what our guys have been doing."

**A lot of people talk about the sustainability of the offense. The fact that a good coaching staff, a guy like Cleveland head coach Gregg Williams had time to look at this – they were putting an extra guy in the box a lot – and yet, you still run it for 298 yards last night. What does that say about the sustainability of this attack? (Randy Moss)** "Yes, I think that's a good question to be answered by people that study that stuff, like you. And, I think that's a ... It's going to be interesting. We already are sold on that, or we wouldn't be running the offense. We already believe that, and this is not some fly-by-night offense. This is not something that somebody just made up in their head. This type of an offense has been around for decades and decades. The concepts have been there. The passing game just didn't get invented in the past couple years. It's been around for a while, and it's been developed. I'm excited to see where it goes. I think our coaches have done a great job of expanding it and throwing formations and motions and different things out there that haven't really been done before. So, that's the creative part of it, and I'm excited to see where it goes. It's going to be fun to see."

**Do you think it's kind of an underrated part of the QB Lamar Jackson phenomenon that he's such a personable guy, that he's so good at building connections with people? (Childs Walker)** "Do I think it's underrated? What is it rated? I don't know what the rating is!" (laughter) (Reporter: "Do you think that's a big part of why he has been successful?") "I do. It's a good point. He's great. He has a great personality, he has natural leadership ability, and he's a charming guy, outgoing guy. But, the thing I like about Lamar – and it's probably true for most all of our guys, all of our guys one way or another – but he's just himself. That's what you appreciate about him. He's not trying to be something. He's not trying to prove to anybody that he's this or that or the other. 'You don't think I'm this, I'm going to be this, what you think I should be.' That's not how he thinks. He's been raised differently than that. His mom has done a phenomenal job with him. His family has done a great job. I'm sure he was raised in a great way, and he's very comfortable with who he is. Most people who are like that, you like being around people like that, comfortable in their own skin, and that's who he is."

**On a similar topic, the defense has a lot of big personalities, veteran guys like S Eric Weddle and OLB Terrell Suggs. ILB C.J. Mosley is not necessarily that big personality, so how have you seen him grow as a voice and a leader over the last five years? (Aaron Kasnitz)** "He has. C.J. has always been a leader because of his ability and because of his work ethic, but he's definitely grown. Or, I don't know if he's grown – he's grown into, he's more comfortable with, he's taken more charge of, the defense that way. He's more vocal. He's the signal-caller; he and Eric share that duty a lot, but there's no question about it that C.J. is making calls and all that kind of stuff. He did the speech on Saturday night to the defense, did a great job. He's not shy. He may be a little lower-key, but he's definitely not shy about expressing himself."

**Earlier in the season, the points people were scoring were just going crazy. It seems like it has leveled off towards the end of the year. From your experience, do you feel that this is the time, with the weather and everything, that defenses start taking control? (Jamison Hensley)** "I hope so, I hope so. One defense, specifically, that I'm hopeful for. The rest of them, I don't really care about. But, we're looking for one defense to start taking control of things."

**The last time you went on a big playoff run, there was a guy making his last ride – and that was Ray Lewis – on the field. Can you compare that at all to general manager Ozzie Newsome's last year as general manager of the team? Is that a possibly rallying cry for the team? (Stan Charles)** "Sure. Our guys love Ozzie, and they respect him. I think sometimes it gets lost that Ozzie is not leaving. He's not going anywhere. He's going to be right here with us, so the guys understand that, too. But from the standpoint of 'this is his last year as the GM,' that's why last night was another layer to the whole thing about why it meant so much. It's Ozzie's last opportunity as a GM, and here we are, playing the Cleveland Browns, of all teams, in a game like that. So, yes, that kind of puts it in perspective a little bit." (Reporter: "Three Super Bowls as a general manager would be pretty darn special.") "It would be amazing. We'd love to make that happen, absolutely."



**With QB Lamar Jackson getting the ball knocked out at the goal line, is that something you chalk up to a fluke play, or is that something you can address? (Aaron Kasinitz)** “We can address that, sure. It’s something that’s just execution, and [the Browns] did a great job, timed it up and all that stuff, so you give them credit. But, that’s something that we’ll continue to work on. There are a lot of nuances to every different kind of play. So many things can happen in this game. They don’t catch you by surprise, but so many things can happen. You can’t work on everything all the time, so that’s not something we want to see happen. That was a huge swing point in the game. We want to score from the six-inch line. We don’t want to not score, so we’ll continue to work on things like that, and there will be new things that will come up, too, I’m sure.”

**On QB Lamar Jackson’s 30-something-yard touchdown, TE Maxx Williams was called for holding. Will that be one of the plays you submit to the league for review? (Jamison Hensley)** “Yes, it will.”

**I think tomorrow will mark a month since you last made a roster move. How beneficial has the continuity been – obviously health is important for everything – but just the health and continuity been in the game-planning process, having all the guys on the practice field and all of that? (Jeff Zrebiec)** “I think it’s been big. To me, the fact that we were healthy, the healthiest we’ve been all year, credit goes to the players for how hard they work and for our strength and conditioning and performance people. What a great job they’ve done. The continuity of practice and then games and having a full roster is really important.”

**A lot of people were asking about your conversation with Cleveland head coach Gregg Williams. He said some nice things about your coaching staff. Was that just kind of a mutual admiration-type thing? (Jeff Zrebiec)** “Yes, could you hear the conversation?” (Reporter: “No, I didn’t even see it. I was watching the players.”) “Yes, it was just really classy, just giving a lot of respect for Gregg Williams and Freddie Kitchens and the staff, the job they’ve done there. I know a lot of those guys – Al Saunders, Greg Seamon. I know so many of those coaches over there – Bob Wylie. They’re great coaches, and they’ve done a really great job. They really have. He just kind of shared some of his thoughts on us and the game and what we’ve been doing, and it was appreciated, and right back at him.”

**I know there’s only one team that you really care about, but in your years coaching the National Football League, do you remember a playoff coming up where there’s not one or two really overwhelming favorites, like where you could make a case that any of these teams could end up being in the Super Bowl? (Stan Charles)** “I don’t think about that. I wish I had. I would be just making it up if I went. I haven’t thought about it at all. Sorry. That’s good. I’m glad it’s like that. Good! Good.” (Reporter: “Three first-round games are two-point games.”) “I’m sure it will be exciting.”



# ALPHABETICAL ROSTER

As of Jan. 1

No.	Name	Pos.	Ht.	Wt.	Birthdate	Exp.	College	Hometown
37	Allen, Javorius	RB	6-0	218	8/27/91	4	Southern California	Miccosukee, FL
89	Andrews, Mark	TE	6-4	256	9/6/95	R	Oklahoma	Scottsdale, AZ
28	Averett, Anthony	CB	5-11	178	11/30/94	R	Alabama	Woodbury, NJ
49	Board, Chris	LB	6-2	229	7/23/95	R	North Dakota State	Orlando, FL
54	Bowser, Tyus	OLB	6-3	242	5/23/95	2	Houston	Tyler, TX
86	Boyle, Nick	TE	6-4	270	2/17/93	4	Delaware	Sussex, NJ
77	Bozeman, Bradley	C	6-3	317	11/24/94	R	Alabama	Roanoke, AL
78	Brown Jr., Orlando	T	6-8	345	5/2/96	R	Oklahoma	Baltimore, MD
13	Brown, John	WR	5-11	178	4/3/90	5	Pittsburg State	Homestead, FL
26	Canady, Maurice	CB	6-1	193	5/26/94	3	Virginia	Richmond, VA
24	Carr, Brandon	CB	6-0	210	5/19/86	11	Grand Valley State	Flint, MI
36	Clark, Chuck	S	6-0	205	4/19/95	2	Virginia Tech	Suffolk, VA
46	Cox, Morgan	LS	6-4	235	4/26/86	9	Tennessee	Collierville, TN
15	Crabtree, Michael	WR	6-1	215	9/14/87	10	Texas Tech	Dallas, TX
30	Dixon, Kenneth	RB	5-10	228	1/21/94	3	Louisiana Tech	Strong, AR
35	Edwards, Gus	RB	6-1	238	4/13/95	R	Rutgers	Staten Island, NY
71	Eluemunor, Jermaine	G/T	6-4	335	12/13/94	2	Texas A&M	London, England
5	Flacco, Joe	QB	6-6	245	1/16/85	11	Delaware	Audubon, NJ
3	Griffin III, Robert	QB	6-2	213	2/12/90	6	Baylor	Copperas Cove, TX
29	Humphrey, Marlon	CB	6-0	197	7/8/96	2	Alabama	Hoover, AL
81	Hurst, Hayden	TE	6-4	245	8/24/93	R	South Carolina	Jacksonville, FL
74	Hurst, James	G/T	6-5	310	12/17/91	5	North Carolina	Plainfield, IN
8	Jackson, Lamar	QB	6-2	212	1/7/97	R	Louisville	Pompano Beach, FL
23	Jefferson, Tony	S	5-11	211	1/27/92	6	Oklahoma	Chula Vista, CA
27	Jones, Cyrus	CB/RS	5-10	200	11/29/93	3	Alabama	Baltimore, MD
99	Judon, Matthew	OLB	6-3	261	8/15/92	3	Grand Valley State	West Bloomfield, MI
4	Koch, Sam	P	6-1	222	8/13/82	13	Nebraska	Seward, NE
17	Lasley, Jordan	WR/RS	6-1	213	11/13/96	R	UCLA	Compton, CA
41	Levine Sr., Anthony	DB/LB	5-11	207	3/27/87	7	Tennessee State	Abbeville, LA
72	Lewis, Alex	G/T	6-6	305	4/21/92	3	Nebraska	Tempe, AZ
88	Montgomery, TY	RB/WR	6-0	216	1/22/93	4	Stanford	Jackson, MS
10	Moore, Chris	WR/RS	6-1	200	6/16/93	3	Cincinnati	Tampa, FL
57	Mosley, C.J.	ILB	6-2	250	6/19/92	5	Alabama	Mobile, AL
48	Onwuasor, Patrick	ILB	6-0	227	8/22/92	3	Portland State	Inglewood, CA
97	Pierce, Michael	DT	6-0	340	11/6/92	3	Samford	Daphne, AL
42	Ricard, Patrick	FB/DL	6-3	311	5/27/94	2	Maine	Spencer, MA
95	Sieler, Zach	DT	6-6	290	9/7/95	R	Ferris State	Pinckney, MI
68	Skura, Matt	G/C	6-3	313	2/17/93	2	Duke	Columbus, OH
22	Smith, Jimmy	CB	6-2	210	7/26/88	8	Colorado	Colton, CA
90	Smith, Za'Darius	OLB	6-4	272	9/8/92	4	Kentucky	Greenville, AL
83	Snead IV, Willie	WR/RS	5-11	205	10/17/92	4	Ball State	Muskegon (MI)
79	Stanley, Ronnie	T	6-6	315	3/18/94	3	Notre Dame	Las Vegas, NV
55	Suggs, Terrell	OLB	6-3	265	10/11/82	16	Arizona State	Chandler, AZ
9	Tucker, Justin	K	6-1	183	11/21/89	7	Texas	Austin, TX
96	Urban, Brent	DE	6-7	300	5/5/91	5	Virginia	Mississauga, ON, CAN
32	Weddle, Eric	S	5-11	195	1/4/85	12	Utah	Alta Loma, CA
98	Williams, Brandon	DT	6-1	336	2/21/89	6	Missouri Southern St.	Kirkwood, MO
87	Williams, Maxx	TE	6-4	252	4/12/94	4	Minnesota	Waconia, MN
56	Williams, Tim	OLB	6-3	252	11/12/93	2	Alabama	Baton Rouge, LA
93	Wormley, Chris	DE	6-5	300	10/25/93	2	Michigan	Toledo, OH
73	Yanda, Marshal	G/T	6-3	305	9/15/84	12	Iowa	Anamosa, IA
40	Young, Kenny	LB	6-1	234	11/15/94	R	UCLA	Boutte, LA
25	Young, Tavon	CB	5-9	185	3/14/94	3	Temple	Oxon Hill, MD

### Practice Squad

63	Amichia, Kofi	G	6-3	304	7/29/94	1	South Florida	East Point, GA
60	Crecelius, Randin	G/T	6-5	300	8/5/96	R	Portland State	Lake Stevens, WA
31	Daniel, Robertson	CB	6-1	209	10/1/91	1	Brigham Young	San Jose, CA
39	Ervin, Tyler	RB	5-10	182	10/7/93	3	San Jose State	San Bernardino, CA
45	Ezeala, Christopher (IPP)	FB	5-11	248	9/19/95	R	German Football League	Munich, Germany
84	Grant, Janarion	WR/RS	5-10	173	11/20/93	R	Rutgers	Trilby, FL
33	Jackson, Bennett	CB	6-0	192	9/16/91	2	Notre Dame	Hazlet, NJ
58	Jones, Alvin	ILB	5-10	231	12/2/94	R	UTEP	El Paso, TX
82	Keizer, Nick	TE	6-4	251	5/2/95	R	Grand Valley State	Portage, MI
70	Rodgers, Jake	T	6-6	320	9/10/91	2	Eastern Washington	Spokane, WA
14	White, Tim	WR/RS	5-10	175	7/15/94	2	Arizona State	Los Angeles, CA

### Non-Football Injury List

6	Vedvik, Kaare	P/K	6-3	210	3/16/94	R	Marshall	Stavanger, Norway
---	---------------	-----	-----	-----	---------	---	----------	-------------------

### Injured Reserve

34	Collins, Alex	RB	5-10	208	8/26/94	3	Arkansas	Ft. Lauderdale, FL
21	Elliott, DeShon	S	6-0	210	4/21/97	R	Texas	Dallas, TX
69	Henry, Willie	DT	6-3	291	3/20/94	3	Michigan	Cleveland, OH
38	Jean-Baptiste, Stanley	CB	6-3	216	4/12/90	3	Nebraska	Miami, FL
12	Scott, Jaleel	WR	6-5	210	2/23/95	R	New Mexico State	Rock Hill, SC
64	Senat, Greg	T	6-6	305	9/8/94	R	Wagner	Elmont, NY
47	Turner, De'Lance	RB	5-11	214	8/23/95	R	Alcorn State	McClain, MS

### Physically Unable to Perform

16	Adeboyejo, Quincy	WR	6-3	200	5/26/95	1	Mississippi	Cedar Hill, TX
53	Bradley, Bam	ILB	5-11	232	6/26/94	2	Pittsburgh	Trotwood, OH
43	Hill, Jaylen	CB	5-10	175	5/26/94	2	Jacksonville State	Marietta, GA





# POSITIONAL ROSTER

As of Jan. 1

## QUARTERBACKS

3	Robert Griffin III	.QB
5	Joe Flacco	.QB
8	Lamar Jackson	.QB

## WIDE RECEIVERS

10	Chris Moore	WR/RS
13	John Brown	WR
15	Michael Crabtree	WR
17	Jordan Lasley	WR/RS
83	Willie Snead IV.	WR/RS

## RUNNING BACKS

30	Kenneth Dixon	RB
35	Gus Edwards	RB
37	Javorius Allen	RB
88	Ty Montgomery	RB/WR

## TIGHT ENDS

81	Hayden Hurst	TE
86	Nick Boyle	TE
87	Maxx Williams	TE
89	Mark Andrews	TE

## OFFENSIVE LINE

68	Matt Skura	G/C
71	Jermaine Eluemunor	G/T
72	Alex Lewis	G/T
73	Marshal Yanda	G/T
74	James Hurst	G/T
77	Bradley Bozeman	C
78	Orlando Brown Jr.	T
79	Ronnie Stanley	T

## SPECIALISTS

4	Sam Koch	.P
9	Justin Tucker	.K
46	Morgan Cox	LS

## SECONDARY

22	Jimmy Smith	CB
23	Tony Jefferson	.S
24	Brandon Carr	CB
25	Tavon Young	CB
26	Maurice Canady	CB
27	Cyrus Jones	CB/RS
28	Anthony Averett	CB
29	Marlon Humphrey	CB
32	Eric Weddle	.S
36	Chuck Clark	.S
41	Anthony Levine Sr.	DB/LB

## LINEBACKERS

40	Kenny Young	.LB
48	Patrick Onwuasor	.ILB
49	Chris Board	.LB
54	Tyus Bowser	OLB
55	Terrell Suggs	OLB
56	Tim Williams	OLB
57	C.J. Mosley	.ILB
90	Za'Darius Smith	OLB
99	Matthew Judon	OLB

## DEFENSIVE LINE

42	Patrick Ricard	FB/DL
93	Chris Wormley	.DE
95	Zach Sieler	.DT
96	Brent Urban	.DE
97	Michael Pierce	.DT
98	Brandon Williams	.DT

## PRACTICE SQUAD

14	Tim White	WR/RS
31	Robertson Daniel	CB
33	Bennett Jackson	CB
39	Tyler Ervin	RB
45	Christopher Ezeala (IPP)	FB
58	Alvin Jones	.ILB
60	Randin Crecelius	G/T
63	Kofi Amichia	G
70	Jake Rodgers	.T
82	Nick Keizer	.TE
84	Janarion Grant	WR/RS

## INJURED RESERVE

12	Jaleel Scott	WR
21	DeShon Elliott	.S
34	Alex Collins	RB
38	Stanley Jean-Baptiste	CB
47	De'Lance Turner	RB
64	Greg Senat	.T
69	Willie Henry	.DT

## PHYSICALLY UNABLE TO PERFORM (PUP)

16	Quincy Adeboyejo	WR
43	Jaylen Hill	CB
53	Bam Bradley	.ILB

## NON-FOOTBALL INJURY LIST

6	Kaare Vedvik	P/K
---	--------------	-----



# 2018 COACHING STAFF

John Harbaugh . . . . . Head Coach  
 Jerry Rosburg . . . . . Special Teams Coord. / Assc. Head Coach  
 Don Martindale . . . . . Defensive Coordinator  
 Marty Mornhinweg . . . . . Offensive Coordinator  
 Greg Roman . . . . . Assistant Head Coach / Tight Ends Coach  
 Richard Angulo . . . . . Assistant Offensive Line Coach  
 Juney Barnett . . . . . Assistant Strength & Conditioning Coach  
 Andy Bischoff . . . . . Offensive Assistant / TEs  
 Randy Brown . . . . . Specialists Coach  
 Joe Cullen . . . . . Defensive Line Coach  
 Joe D'Alessandris . . . . . Offensive Line Coach

Bobby Engram . . . . . Wide Receivers Coach  
 Thomas Hammock . . . . . Running Backs Coach  
 Chris Hewitt . . . . . Secondary Coach  
 Chris Horton . . . . . Assistant Special Teams Coach  
 Sterling Lucas . . . . . Quality Control - Defense  
 Mike Macdonald . . . . . Linebackers Coach  
 Steve Saunders . . . . . Head Strength & Conditioning Coach  
 James Urban . . . . . Quarterbacks Coach  
 Craig Ver Steeg . . . . . Senior Offensive Assistant  
 Matt Weiss . . . . . Football Strategy Coordinator / WRs  
 Drew Wilkins . . . . . Assistant Defensive Line / OLBs



# DEPTH CHART

*Updated by Ravens PR on Jan. 1, 2019*

## OFFENSE

WR	83	Willie Snead IV	10	Chris Moore		
WR	15	Michael Crabtree	<u>17</u>	<u>Jordan Lasley</u>		
WR	13	John Brown				
LT	79	Ronnie Stanley	74	James Hurst	71	Jermaine Eluemunor
LG	72	Alex Lewis*	74	James Hurst	<u>77</u>	<u>Bradley Bozeman</u>
C	68	Matt Skura	72	Alex Lewis*	<u>77</u>	<u>Bradley Bozeman</u>
RG	73	Marshal Yanda	74	James Hurst	<u>77</u>	<u>Bradley Bozeman</u>
RT	<u>78</u>	<u>Orlando Brown Jr.</u>	74	James Hurst	71	Jermaine Eluemunor
TE	86	Nick Boyle	<u>81</u>	<u>Hayden Hurst</u>	<u>89</u>	<u>Mark Andrews</u> 87 Maxx Williams
QB	8	<u>Lamar Jackson</u>	5	Joe Flacco	3	Robert Griffin III
RB	<u>35</u>	<u>Gus Edwards</u>	30	Kenneth Dixon	37	Javorius Allen      88 Ty Montgomery (RB/WR) 42 Patrick Ricard (FB)

## DEFENSE

DT	97	Michael Pierce	42	Patrick Ricard		
NT	98	Brandon Williams	93	Chris Wormley		
DE	96	Brent Urban	<u>95</u>	<u>Zach Sieler</u>		
RUSH	55	Terrell Suggs	90	Za'Darius Smith	56	Tim Williams
MLB	57	C.J. Mosley	<u>49</u>	<u>Chris Board</u>		
WLB	48	Patrick Onwuasor	<u>40</u>	<u>Kenny Young</u>		
SAM	99	Matthew Judon	54	Tyus Bowser		
LCB	24	Brandon Carr	22	Jimmy Smith	<u>28</u>	<u>Anthony Averett</u>
SS	23	Tony Jefferson	41	Anthony Levine Sr.		
FS	32	Eric Weddle	36	Chuck Clark		
RCB	29	Marlon Humphrey	25	Tavon Young	26	Maurice Canady      27 Cyrus Jones

## SPECIAL TEAMS

P	4	Sam Koch				
K	9	Justin Tucker				
H	4	Sam Koch				
LS	46	Morgan Cox				
KOR	10	Chris Moore	83	Willie Snead IV	<u>17</u>	<u>Jordan Lasley</u>
PR	27	Cyrus Jones	83	Willie Snead IV	<u>17</u>	<u>Jordan Lasley</u>

All Rookies Underlined      \*Missed last game with injury

## PRONUNCIATIONS

**PLAYERS:** Quincy Adebeyejo (add-ah-BOY-joe); Javorius Allen (juh-VAR-us); Anthony Averett (AY-vrett); Maurice Canady (CAN-uh-dee); Randin Crecelius (cruh-SILL-ee-us); Jermaine Eluemunor (EE-lew-mun-or); Chris Ezeala (ee-ZAH-lah); Janarion Grant (juh-NAIR-ee-on); Stanley Jean-Baptiste (GENE bap-TEEST); Sam Koch (Cook); Anthony Levine Sr. (luh-VEEN); Patrick Onwuasor (oh-WAH-so); Greg Senat (suh-NOT); Zach Sieler (SEE-ler); Matt Skura (SKUR-uh); Za'Darius Smith (zuh-DARE-ee-us); Marshal Yanda (YAWN-da); Kaare Vedvik (CORE-ee, VED-vick); Tavon Young (TAY-von) **COACHES:** Richard Angulo (an-GOO-low); Andy Bischoff (BISH-off); Joe D'Alessandris (dell-ah-SAN-dress); Marty Mornhinweg (MORE-ning-wig); Craig Ver Steeg (ver-STEGG)



# HOW THE RAVENS ARE BUILT

## BY YEAR SIGNED

YEAR	PLAYER	ACQ.
2003	OLB Terrell Suggs	D1a
2006	P Sam Koch	D6a
2007	G/T Marshal Yanda	D3b
2008	QB Joe Flacco	D1
2010	LS Morgan Cox	RFA
2011	CB Jimmy Smith	D1
2012	DB/LB Anthony Levine Sr. K Justin Tucker	FA RFA
2013	DT Brandon Williams	D3
2014	OL James Hurst LB C.J. Mosley DE Brent Urban	RFA D1 D4a
2015	RB Javorius Allen TE Nick Boyle OLB Za'Darius Smith TE Maxx Williams	D4b D5a D4a D2
2016	CB Maurice Canady RB Kenneth Dixon DT Willie Henry [Injured Reserve] OLB Matthew Judon G/T Alex Lewis WR Chris Moore ILB Patrick Onwuasor DT Michael Pierce G/C Matt Skura T Ronnie Stanley S Eric Weddle CB Tavon Young	D6b D4e D4d D5 D4c D4b RFA RFA FA D1 UFA (SD) D4a
2017	WR Quincy Adeboyejo [PUP List] OLB Tyus Bowser LB Bam Bradley [PUP List] CB Brandon Carr S Chuck Clark RB Alex Collins [Injured Reserve] G/T Jermaine Eluemunor CB Jaylen Hill [PUP List] CB Marlon Humphrey CB Stanley Jean-Baptiste [Injured Reserve] S Tony Jefferson FB/DL Patrick Ricard OLB Tim Williams DE Chris Wormley	RFA D2 RFA UFA (Dal.) D6 FA D5 RFA D1 FA UFA (Ari.) RFA D3b D3a
2018	TE Mark Andrews CB Anthony Averett LB Chris Board C Bradley Bozeman WR John Brown T Orlando Brown Jr. WR Michael Crabtree RB Gus Edwards S DeShon Elliott [Injured Reserve] QB Robert Griffin III TE Hayden Hurst QB Lamar Jackson CB/RS Cyrus Jones WR Jordan Lasley RB/WR Ty Montgomery WR Jaleel Scott [Injured Reserve] T Greg Senat [Injured Reserve] DT Zach Sieler WR Willie Snead IV RB De'Lance Turner [Injured Reserve] P/K Kaare Vedvik [Non-Football Injury List] LB Kenny Young	D3b D4a RFA D6c FA D3a FA RFA D6a FA D1a D1b WAV (NE) D5 TR (GB) D4c D6b D7 Res. FA (NO) RF RFA D4b

## BY DRAFT ROUND

1st ROUND (10)	TEAM	YEAR
OLB Terrell Suggs	Baltimore	2003 (10th)
QB Joe Flacco	Baltimore	2008 (18th)
WR Michael Crabtree	San Francisco	2009 (10th)
CB Jimmy Smith	Baltimore	2011 (27th)
QB Robert Griffin III	Washington	2012 (2nd)
LB C.J. Mosley	Baltimore	2014 (17th)
T Ronnie Stanley	Baltimore	2016 (6th)
CB Marlon Humphrey	Baltimore	2017 (16th)
TE Hayden Hurst	Baltimore	2018 (21st)
QB Lamar Jackson	Baltimore	2018 (32nd)
2nd ROUND (5)		
S Eric Weddle	San Diego	2007
CB Stanley Jean-Baptiste [Injured Reserve]	New Orleans	2014
TE Maxx Williams	Baltimore	2015
CB/RS Cyrus Jones	New England	2016
OLB Tyus Bowser	Baltimore	2017
3rd ROUND (8)		
G/T Marshal Yanda	Baltimore	2007
DT Brandon Williams	Baltimore	2013
WR John Brown	Arizona	2014
RB/WR Ty Montgomery	Green Bay	2015
OLB Tim Williams	Baltimore	2017
DE Chris Wormley	Baltimore	2017
TE Mark Andrews	Baltimore	2018
T Orlando Brown Jr.	Baltimore	2018
4th ROUND (11)		
DE Brent Urban	Baltimore	2014
RB Javorius Allen	Baltimore	2015
OLB Za'Darius Smith	Baltimore	2015
DT Willie Henry [Injured Reserve]	Baltimore	2016
RB Kenneth Dixon	Baltimore	2016
G/T Alex Lewis	Baltimore	2016
WR Chris Moore	Baltimore	2016
CB Tavon Young	Baltimore	2016
CB Anthony Averett	Baltimore	2018
WR Jaleel Scott [Injured Reserve]	Baltimore	2018
LB Kenny Young	Baltimore	2018
5th ROUND (6)		
CB Brandon Carr	Kansas City	2008
TE Nick Boyle	Baltimore	2015
RB Alex Collins [Injured Reserve]	Seattle	2016
OLB Matthew Judon	Baltimore	2016
G/T Jermaine Eluemunor	Baltimore	2017
WR Jordan Lasley	Baltimore	2018
6th ROUND (6)		
P Sam Koch	Baltimore	2006
CB Maurice Canady	Baltimore	2016
S Chuck Clark	Baltimore	2017
C Bradley Bozeman	Baltimore	2018
S DeShon Elliott [Injured Reserve]	Baltimore	2018
T Greg Senat [Injured Reserve]	Baltimore	2018
7th ROUND (1)		
DT Zach Sieler	Baltimore	2018
UNDRAFTED (17)		
LS Morgan Cox	Baltimore	2010
DB Anthony Levine Sr.	Green Bay	2010
K Justin Tucker	Baltimore	2012
S Tony Jefferson	Arizona	2013
OL James Hurst	Baltimore	2014
WR Willie Snead IV	Cleveland	2014
ILB Patrick Onwuasor	Baltimore	2016
DT Michael Pierce	Baltimore	2016
G/C Matt Skura	Baltimore	2016
WR Quincy Adeboyejo [PUP]	Baltimore	2017
LB Bam Bradley [PUP]	Baltimore	2017
CB Jaylen Hill [PUP]	Baltimore	2017
FB/DL Patrick Ricard	Baltimore	2017
LB Chris Board	Baltimore	2018
RB Gus Edwards	Baltimore	2018
RB De'Lance Turner [Injured Reserve]	Baltimore	2018
P/K Kaare Vedvik [Non-Football Injury List]	Baltimore	2018







# GAME-BY-GAME STARTERS

## OFFENSE

GAME	WR	LT	LG	C	RG	RT	TE	WR	QB	RB	WR	OTHER
Sept. 9 vs. Buffalo	Crabtree	Stanley	Lewis	Skura	Yanda	J. Hurst	Boyle	J. Brown	Flacco	Collins	M. Williams (TE)	n/a
Sept. 13 at Cincinnati	Crabtree	Stanley	Lewis	Skura	Yanda	J. Hurst	<b>Andrews</b>	J. Brown	Flacco	Collins	Snead IV	n/a
Sept. 23 vs. Denver	Crabtree	Stanley	Lewis	Skura	Yanda	J. Hurst	Boyle	J. Brown	Flacco	Collins	M. Williams (TE)	n/a
Sept. 30 at Pittsburgh	Crabtree	Stanley	Lewis	Skura	Yanda	J. Hurst	Boyle	J. Brown	Flacco	Collins	M. Williams (TE)	n/a
Oct. 7 at Cleveland	Crabtree	Stanley	Lewis	Skura	Yanda	J. Hurst	Boyle	Snead IV	Flacco	Collins	M. Williams (TE)	n/a
Oct. 14 at Tennessee	Crabtree	Stanley	Lewis	Skura	Yanda	J. Hurst	<b>Andrews</b>	J. Brown	Flacco	Collins	M. Williams (TE)	n/a
Oct. 21 vs. New Orleans	Crabtree	Stanley	<b>Bozeman</b>	Skura	Yanda	<b>O. Brown</b>	Boyle	J. Brown	Flacco	Collins	Snead IV	n/a
Oct. 28 at Carolina	Crabtree	Stanley	Grasu	Skura	Yanda	O. Brown	Boyle	J. Brown	Flacco	Collins	Snead IV	n/a
Nov. 4 vs. Pittsburgh	Crabtree	Elumunor	Lewis	Skura	Yanda	O. Brown	Boyle	J. Brown	Flacco	Collins	n/a	Ricard (FB)
Nov. 18 vs. Cincinnati	Crabtree	Stanley	Lewis	Skura	Yanda	O. Brown	Boyle	J. Brown	<b>Jackson</b>	Collins	<b>Andrews (TE)</b>	n/a
Nov. 25 vs. Oakland	Crabtree	Stanley	Lewis	Skura	Yanda	O. Brown	Boyle	J. Brown	Jackson	<b>Edwards</b>	Snead IV	n/a
Dec. 2 at Atlanta	Crabtree	Stanley	Lewis	Skura	Yanda	O. Brown	Boyle	J. Brown	Jackson	Edwards	Snead IV	n/a
Dec. 9 at Kansas City	Crabtree	Stanley	J. Hurst	Skura	Yanda	O. Brown	Boyle	J. Brown	Jackson	Edwards	Snead IV	n/a
Dec. 16 vs. Tampa Bay	Crabtree	Stanley	J. Hurst	Skura	Yanda	O. Brown	Boyle	J. Brown	Jackson	Edwards	Snead IV	n/a
Dec. 22/23 at LAC	Crabtree	Stanley	J. Hurst	Skura	Yanda	O. Brown	M. Williams	J. Brown	Jackson	Edwards	Snead IV	n/a
Dec. 30 vs. Cleveland	Crabtree	Stanley	J. Hurst	Skura	Yanda	O. Brown	Boyle	J. Brown	Jackson	Edwards	Snead IV	n/a

## DEFENSE

GAME	NT	DE	DT	SAM	MIKE	WILL	RUSH	RCB	LCB	SS	FS	OTHER
Sept. 9 vs. Buffalo	B. Williams	Urban	n/a	Z. Smith	Mosley	Onwuasor	Suggs	Humphrey	Carr	Jefferson	Weddle	T. Young (DB)
Sept. 13 at Cincinnati	B. Williams	Urban	Wormley	Judon	Mosley	Onwuasor	Suggs	Humphrey	Carr	Jefferson	Weddle	n/a
Sept. 23 vs. Denver	B. Williams	Urban	Wormley	Judon	<b>K. Young</b>	McClellan	Suggs	Humphrey	Carr	Jefferson	Weddle	n/a
Sept. 30 at Pittsburgh	B. Williams	Urban	n/a	Z. Smith	Mosley	K. Young	Suggs	Humphrey	Carr	Jefferson	Weddle	T. Young (DB)
Oct. 7 at Cleveland	B. Williams	Urban	Wormley	Judon	Mosley	K. Young	Suggs	n/a	Carr	Jefferson	Weddle	<b>P. Ricard (DL)</b>
Oct. 14 at Tennessee	B. Williams	Urban	Wormley	Judon	Mosley	Onwuasor	Suggs	Humphrey	Carr	Jefferson	Weddle	n/a
Oct. 21 vs. New Orleans	B. Williams	Urban	Wormley	Judon	Mosley	n/a	Suggs	J. Smith	Carr	Jefferson	Weddle	T. Young (DB)
Oct. 28 at Carolina	B. Williams	Urban	Wormley	Judon	Mosley	Onwuasor	Suggs	J. Smith	Carr	Jefferson	Weddle	n/a
Nov. 4 vs. Pittsburgh	B. Williams	Urban	n/a	Z. Smith	Mosley	Onwuasor	Suggs	J. Smith	Carr	Jefferson	Weddle	T. Young (DB)
Nov. 18 vs. Cincinnati	B. Williams	Urban	n/a	Z. Smith	Mosley	Onwuasor	Suggs	J. Smith	Carr	Jefferson	Weddle	T. Young (DB)
Nov. 25 vs. Oakland	B. Williams	Urban	n/a	Z. Smith	Mosley	Onwuasor	Suggs	Humphrey	Carr	Jefferson	Weddle	J. Smith (CB)
Dec. 2 at Atlanta	B. Williams	Urban	n/a	Z. Smith	Mosley	Onwuasor	Suggs	J. Smith	Carr	<b>Clark</b>	Weddle	T. Young (DB)
Dec. 9 at Kansas City	B. Williams	Urban	n/a	Z. Smith	Mosley	Onwuasor	Suggs	Humphrey	Carr	Clark	Weddle	J. Smith (CB)
Dec. 16 vs. Tampa Bay	B. Williams	Urban	Pierce	Judon	Mosley	Onwuasor	Suggs	J. Smith	Carr	Jefferson	Weddle	n/a
Dec. 22/23 at LAC	B. Williams	Urban	Pierce	Judon	Mosley	Onwuasor	Suggs	J. Smith	Carr	Jefferson	Weddle	n/a
Dec. 30 vs. Cleveland	B. Williams	Urban	n/a	Z. Smith	Mosley	Onwuasor	Suggs	Humphrey	J. Smith	Jefferson	Weddle	Carr (CB)

**Bold denotes first NFL start**



## 2018 TRANSACTIONS

- **Jan. 1:** Re-signed RB John Crockett, T Steven Moore, FB Ricky Ortiz and QB Josh Woodrum to Reserve/Future contracts
- **Jan. 2:** Re-signed CB Robertson Daniel to a Reserve/Future contract.
- **Jan. 3:** Signed **CB Bennett Jackson** to a Reserve/Future contract.
- **Jan. 11:** Re-signed CB Robert Nelson to a Reserve/Future contract.
- **Feb. 6:** Signed free agent **WR DeVier Posey**.
- **March 6:** Signed a new renegotiated deal with DE Brent Urban.
- **March 12:** Terminated the contract of vested veteran DB Lardarius Webb; Signed a new renegotiated deal with G/T James Hurst.
- **March 13:** Terminated the contract of vested veteran RB Danny Woodhead.
- **March 14:** Terminated the contract of vested veteran WR Jeremy Maclin.
- **March 15:** Signed UFA (Ari.) **WR John Brown**.
- **March 16:** Signed free agent **WR Michael Crabtree**.
- **April 11:** Signed free agent **QB Robert Griffin III**.
- **April 14:** Re-signed exclusive rights free agent RB Alex Collins.
- **April 16:** Re-signed exclusive rights free agents WR Quincy Adeboyejo, DB Stanley Jean-Baptiste, TE Vince Mayle, LB Patrick Onwuasor, G Maurquice Shakir and G/C Matt Skura.
- **April 24:** Waived (failed physical) C Brandon Kublanow and T Stephane Nembot.
- **April 26:** Signed restricted free agent (NO) **WR Willie Snead IV**.
- **May 1:** Claimed off waivers (Cle.) **DB Kai Nacua**.
- **May 2:** Waived RB John Crockett.
- **May 3:** Waived CB Robertson Daniel.
- **May 4:** Signed 15 undrafted rookie free agents: **WR Jaelon Acklin, G Randin Crecelius, RB Gus Edwards, G Justin Evans, ILB Alvin Jones, TE Nick Keizer, DE Christian LaCouture, WR Andre Levron, LB Mason McKenrick, LS Trent Sieg, C Alex Thompson, RB Mark Thompson, RB De'Lance Turner, P Kaare Vedvik and DB Darius Williams**; Waived T Steven Moore.
- **May 5:** Signed 2018 draft picks **CB Anthony Averett, C Bradley Bozeman, S DeShon Elliott, WR Jordan Lasley, WR Jaleel Scott, T Greg Senat, DE Zach Sieler and LB Kenny Young**.
- **May 7:** Waived LB Mason McKenrick and FB Ricky Ortiz; Signed rookie free agents **WR Janarion Grant** and **DE Myles Humphrey**.
- **May 14:** Signed rookie free agent **DE Da'Sean Downey** and International Practice Player **FB Christopher Ezeala**.
- **May 17:** Signed 2018 draft picks **TE Mark Andrews** and **T Orlando Brown Jr.**
- **June 1:** Waived DE Da'Sean Downey; Signed rookie free agent **LB Chris Board**.
- **June 5:** Signed 2018 first-round draft pick QB Lamar Jackson.
- **June 11:** Waived CB Robert Nelson Jr.; Signed rookie free agent **CB Jackson Porter**.
- **June 20:** Signed 2018 draft pick **TE Hayden Hurst**.
- **July 12:** Placed rookie G/C Alex Thompson on Reserve - Did Not Report.
- **July 21:** Signed free agent **G Cameron Lee**.
- **Aug. 6:** Waived (injured) WR Jaelon Acklin, who reverted to Injured Reserve; **TE Darren Waller** was reinstated by the Commissioner following suspension.
- **Aug 27:** Placed WR Jaleel Scott on Injured Reserve and re-signed DB Robertson Daniel.
- **Aug 28:** Traded LB Kamalei Correa to the Tennessee Titans for a 2019 sixth-round draft choice.
- **Aug. 31:** Waived DB Robertson Daniel, G/T Andrew Donnal, G Justin Evans, TE Nick Keizer, DE Christian LaCouture, DB Kai Nacua, CB Jackson Porter, WR DeVier Posey and LS Trent Sieg; Waived (injured) ILB Alvin Jones, who reverted to Injured Reserve; Placed S DeShon Elliott, DB Bennett Jackson, CB Stanley Jean-Baptiste and T Greg Senat on Injured Reserve; WR Quincy Adeboyejo, LB Bam Bradley and CB Jaylen Hill remained on the PUP list.
- **Sept. 1:** Waived G Randin Crecelius, DT Carl Davis, RB Gus Edwards, FB Christopher Ezeala, DE/LB Myles Humphrey, DE Bronson Kaufusi, G Cameron Lee, WR Andre Levron, TE/WR Vince Mayle, WR Breshad Perriman, G Maurquice Shakir, G Nico Siragusa, RB Mark Thompson, RB De'Lance Turner, TE Darren Waller, WR/RS Tim White and QB Josh Woodrum; Terminated the contract of vested veteran LB Albert McClellan; Placed K/P Kaare Vedvik on the Non-Football Injury list.
- **Sept. 2:** Signed G Randin Crecelius, RB Gus Edwards, DE/LB Myles Humphrey, G Nico Siragusa, RB De'Lance Turner, TE Darren Waller and WR/RS Tim White to the practice squad; Signed FB Christopher Ezeala to the practice squad as part of the NFL's International Player Pathway program.
- **Sept. 3:** Signed DB Robertson Daniel, DE Christian LaCouture and **CB Cyrus Jones** to the practice squad.
- **Sept. 4:** Waived (injury settlement) WR Jaelon Acklin.
- **Sept. 6:** Waived (injury settlements) DB Bennett Jackson and ILB Alvin Jones.
- **Sept. 12:** Placed RB Kenneth Dixon (knee) on Injured Reserve; Elevated RB De'Lance Turner from the practice squad to the 53-man roster.
- **Sept. 15:** Re-signed DB Kai Nacua to the practice squad.
- **Sept. 17:** Placed CB Maurice Canady on Injured Reserve; Re-signed LB Albert McClellan to the 53-man roster.
- **Sept. 19:** Signed **CB Makinton Dorleant** to the practice squad after CB/RS Cyrus Jones was signed by New England off the practice squad.
- **Sept. 22:** Waived G/T Jermaine Eluemunor and WR/RS Janarion Grant; Elevated CB Robertson Daniel and WR/RS Tim White from the practice squad to the 53-man roster.
- **Sept 24:** Waived CB Robertson Daniel and signed free agent **C Hroniss Grasu**.
- **Sept. 25:** Re-signed G/T Jermaine Eluemunor and WR/RS Janarion Grant to the practice squad.
- **Sept. 26:** Waived DE/LB Myles Humphrey from the practice squad and re-signed CB Robertson Daniel to the practice squad.
- **Oct. 4:** Waived DE Christian LaCouture from the practice squad and re-signed WR Andre Levron to the practice squad.
- **Oct. 7:** Waived CB Darius Williams and activated CB Jimmy Smith from the Commissioner Exempt list following his suspension.
- **Oct. 8:** Waived WR/RS Tim White; Claimed CB/RS Cyrus Jones (NE) off waivers.
- **Oct. 9:** Waived G Randin Crecelius from the practice squad and re-signed WR/RS Tim White to the practice squad.
- **Oct. 13:** Placed RB De'Lance Turner on Injured Reserve and elevated RB Gus Edwards from the practice squad to the 53-man roster.
- **Oct. 15:** Waived WR Andre Levron and DB Kai Nacua from the practice squad; Re-signed G/T Randin Crecelius, LB Alvin Jones and RB Mark Thompson to the practice squad.
- **Oct. 23:** Placed DT Willie Henry on Injured Reserve and elevated G/T Jermaine Eluemunor from the practice squad to the 53-man roster.
- **Oct. 24:** Signed **G Kofi Amichia** to the practice squad.
- **Oct. 30:** Acquired **RB/WR Ty Montgomery** from the Green Bay Packers in exchange for an undisclosed future draft pick; Terminated the contract of vested veteran LB Albert McClellan.
- **Nov. 14:** Waived CB Makinton Dorleant from the practice squad and signed **RB Tyler Ervin**.
- **Nov. 24:** Waived G/C Hroniss Grasu and activated CB Maurice Canady from Injured Reserve - Designated for Return.
- **Nov. 27:** Waived RB Mark Thompson from the practice squad and re-signed CB Bennett Jackson.
- **Nov. 28:** Re-signed TE Nick Keizer to the practice squad after TE Darren Waller was signed off the practice squad by Oakland.
- **Dec. 1:** Placed RB Alex Collins on Injured Reserve and activated RB Kenneth Dixon from Injured Reserve.
- **Dec. 12:** Signed **T Jake Rodgers** to the practice squad after G Nico Siragusa was signed by Green Bay off the practice squad.

(Bold denotes first time player has joined the Ravens.)



## 2018 DEFENSIVE STATISTICS

from Press Box Stats

Name	Total	Solo	Assists	Sacks	Yds.	INT	Yds.	PD	FF	FR
Mosley, C.J.	105	70	35	0.5	0.5	1	0	5	0	0
Jefferson, Tony	74	53	21	1	7	1	15	6	1	1
Weddle, Eric	68	54	14	1	9	0	0	3	0	0
Onwuasor, Patrick	54	35	19	5.5	43.5	1	33	3	2	0
Young, Kenny	47	37	10	2.5	5.5	0	0	1	1	0
Carr, Brandon	45	39	6	0	0	2	26	11	0	0
Smith, Za'Darius	45	26	19	8.5	61	0	0	2	1	0
Smith, Jimmy	45	34	11	0	0	2	4	9	0	0
Judon, Matthew	44	29	15	7	41	0	0	3	1	0
Humphrey, Marlon	37	31	6	0	0	2	0	15	1	0
Young, Tavon	36	34	2	2	7	1	0	5	0	2^I
Suggs, Terrell	34	25	9	7	51	0	0	6	1	1*
Williams, Brandon	34	21	13	1	8	0	0	1	0	0
Pierce, Michael	32	20	12	0	0	0	0	1	0	1
Urban, Brent	27	17	10	0.5	3.5	0	0	2	0	0
Levine Sr., Anthony	21	18	3	1	2	1	16	8	0	0
Wormley, Chris	16	13	3	1	6	0	0	5	0	0
Clark, Chuck	13	10	3	0	0	1	5	1	0	0
Williams, Tim	8	5	3	2	21	0	0	0	0	0
Bowser, Tyus	5	2	3	0.5	2	0	0	0	0	0
Ricard, Patrick	4	2	2	0	0	0	0	0	0	0
Averett, Anthony	3	3	0	0	0	0	0	2	0	0
Henry, Willie	3	2	1	1	11	0	0	0	0	0
Canady, Maurice	2	2	0	0	0	0	0	0	0	0
Jones, Cyrus	1	0	1	0	0	0	0	0	0	0
McClellan, Albert	1	1	0	0	0	0	0	0	0	0
Sieler, Zach	1	1	0	0	0	0	0	0	0	0
Team	0	0	0	1	12	0	0	0	0	0
<b>Totals</b>	<b>805</b>	<b>584</b>	<b>221</b>	<b>43</b>	<b>291</b>	<b>12</b>	<b>99</b>	<b>89</b>	<b>8</b>	<b>5</b>

\*Returned 43 yards for a TD vs. Oak. (11/25)

^Returned 12 yards for a TD at Atl. (12/2)

IReturned 62 yards for a TD at LAC (12/22)

## 2018 SPECIAL TEAMS TACKLES

from Press Box Stats

Name	Total	Solo	Assists	FF	FR	Blocked
						Kicks
Board, Chris	12	8	4	0	0	0
Clark, Chuck	8	6	2	0	0	0
Levine Sr., Anthony	7	5	2	0	0	0
Bowser, Tyus	6	4	2	0	0	0
Jones, Cyrus	6	5	1	0	0	0
Onwuasor, Patrick	5	2	3	0	0	0
Allen, Javorius	4	3	1	0	0	0
Moore, Chris	4	3	1	0	0	0
Young, Kenny	4	3	1	0	1	0
Canady, Maurice	3	3	0	0	0	0
Turner, De'Lance	3	2	1	0	0	0
Williams, Maxx	3	3	0	0	0	0
Averett, Anthony	2	2	0	0	0	0
McClellan, Albert	2	2	0	0	0	0
Williams, Tim	2	1	1	0	0	0
Boyle, Nick	1	1	0	0	0	0
Cox, Morgan	1	1	0	0	0	0
Koch, Sam	1	1	0	0	0	0
Montgomery, Ty	1	0	1	0	0	0
Young, Tavon	1	1	0	0	1	0
<b>Totals</b>	<b>76</b>	<b>56</b>	<b>20</b>	<b>0</b>	<b>2</b>	<b>0</b>

## 2018 SINGLE-GAME BESTS

- Tackles:** 16 by C.J. Mosley vs. NO (10/21)
- Sacks:** 3 by Matthew Judon vs. Oak. (11/25) and Za'Darius Smith at Ten. (10/14)
- Interceptions:** 2 by Jimmy Smith vs. Cle. (12/30)
- Passes Defensed:** 4 by Marlon Humphrey vs. TB (12/16)
- Forced Fumbles:** 1 by seven different players; last by Patrick Onwuasor at LAC (12/22)
- Fumble Recoveries:** 1 by four different players; last by Tavon Young at LAC (12/22)
- Special Teams Tackles:** 2 by eight different players; last by Maxx Williams vs. Cle. (12/30)

**BALTIMORE RAVENS 2018 REGULAR SEASON GAME BY GAME OFFENSIVE STATISTICS**

Game	9/9 vs. Buf.	9/13 at Cin.	9/23 vs. Den.	9/30 at Pit.	10/7 at Cle.	10/14 at Ten.	10/21 vs. NO	10/28 at Car.	11/4 vs. Pit.	11/18 vs. Cin.	11/25 vs. Oak.	12/2 at Atl.	12/9 at KC	12/16 vs. TB	12/22 at LAC	12/30 vs. Cle.
Points	47	23	27	26	9	21	23	21	16	24	34	26	24	20	22	26
1st Qtr	14	0	10	14	3	7	0	7	3	7	3	7	0	0	3	10
2nd Qtr	12	14	10	0	0	7	10	0	3	6	10	3	10	10	3	10
3rd Qtr	14	3	7	3	3	7	7	7	7	8	7	6	7	7	10	3
4th Qtr	7	6	0	9	3	0	6	7	3	3	14	10	7	3	6	3
Overtime	0	0	0	0	0	0	0	0	0	0	0	0	0	0	0	0
TDs (Ru-P-Ret)	6 (3-3-0)	3 (1-2-0)	3 (2-1-0)	2 (0-2-0)	0 (0-0-0)	3 (2-1-0)	3 (1-2-0)	3 (1-2-0)	1 (1-0-0)	2 (2-0-0)	4 (1-1-2)	2 (1-0-1)	3 (1-2-0)	2 (1-1-0)	2 (0-1-1)	2 (2-0-0)
PATs (M/A)	5/5	2/2	3/3	2/2	0/0	3/3	2/3	3/3	1/1	1/1	4/4	2/2	3/3	2/2	1/1	2/2
2PT Convs (M/A)	0/1	0/1	0/0	0/0	0/0	0/0	0/0	0/0	0/0	1/1	0/0	0/0	0/0	0/0	0/1	0/0
FGs (M/A)	2/2	1/1	2/3	4/4	3/4	0/0	1/1	0/0	3/3	3/3	2/2	4/4	1/1	2/2	3/5	4/4
Safeties	0	0	0	0	0	0	0	0	0	0	0	0	0	0	0	0
First Downs	26	28	20	24	25	23	25	20	18	23	23	25	24	24	15	24
Rushing	11	5	5	6	10	9	6	8	5	15	13	12	10	16	6	16
Passing	13	20	13	17	14	13	15	11	10	7	9	9	12	7	8	6
Penalty	2	3	2	1	1	1	4	1	3	1	1	4	2	1	1	2
3rd Down Conv (M/A)	6/14	7/16	8/16	8/17	4/16	12/17	5/12	6/12	4/12	8/16	8/13	7/15	5/12	9/16	4/14	3/13
3rd Down Conv Pct	42.9%	43.8%	50%	47%	25%	71%	42%	50%	33%	50%	62%	47%	42%	56%	29%	23%
4th Down Conv (M/A)	0/0	2/4	0/0	1/1	1/1	1/1	1/2	1/2	0/1	0/1	0/0	2/2	1/3	1/1	1/2	1/1
4th Down Conv Pct	0%	50%	0%	100%	100%	100%	50%	50%	0%	0%	0%	100%	33%	100%	50%	100%
Total Net Yards	369	425	342	451	410	361	351	325	265	403	416	366	321	370	361	463
Total Off. Plays	74	81	70	74	84	72	64	64	56	75	69	77	68	74	60	73
Avg. Gain Per Play	5.0	5.2	4.9	6.1	4.9	5.0	5.5	5.1	4.7	5.4	6.0	4.8	4.7	5.0	6.0	6.3
Net Yards Rushing	117	66	77	96	116	123	77	101	61	267	242	207	194	242	159	296
Total Rushing Plays	34	22	28	30	25	35	23	18	16	53	43	49	40	49	35	47
Avg. Gain Per Rush	3.4	3.0	2.8	3.2	4.6	3.5	3.3	5.6	3.8	5.0	5.6	4.2	4.9	4.9	4.5	6.3
Net Yards Passing	252	359	265	355	294	238	274	224	204	136	174	159	127	128	202	167
Times Sacked	2	4	2	2	2	0	1	2	2	3	1	2	2	2	3	2
Yards Lost on Sacks	8	17	12	8	4	0	10	14	14	14	4	8	20	3	2	12
Gross Yards Passing	260	376	277	363	298	238	284	238	218	150	178	167	147	131	204	179
Pass Attempts	38	55	40	42	57	37	40	44	38	19	25	26	26	23	22	24
Pass Completions	26	32	25	28	29	25	24	26	24	13	14	15	13	14	12	14
Completion Pct	68.4%	58.2%	62.5%	66.7%	50.9%	67.6%	60.0%	59.1%	63.2%	68.4%	56.0%	57.7%	50.0%	60.9%	54.5%	58.3%
Avg. Gain Per Pass	6.3	6.1	6.3	8.1	5.0	6.4	6.7	4.9	5.1	6.2	6.7	5.7	4.5	5.1	8.1	6.4
Interceptions	0	2	0	0	1	1	0	2	0	1	2	0	0	0	0	0
Fumbles / Fum. Lost	4/1	2/1	1/0	1/1	2/1	0/0	0/0	1/1	1/0	1/0	1/0	4/1	1/1	2/2	2/1	2/1
Penalties	9	7	7	7	4	10	5	9	5	5	6	9	11	8	4	10
Penalty Yards	78	51	52	50	41	70	54	68	25	31	45	88	112	70	40	65
Punts	5	3	5	4	8	4	3	3	4	4	2	3	3	3	3	4
Gross Punting Average	51.4	56.3	39.4	43.8	45.8	43.8	45.7	51.0	47.3	39.3	47.0	47.3	52.7	42.3	50.0	49.0
Touchbacks	0	1	0	1	1	0	0	0	1	0	0	1	0	0	0	0
Inside20	3	0	2	2	6	2	2	1	1	2	1	1	1	1	1	1
Punts Blocked	0	0	1	0	0	0	0	0	0	0	0	0	0	0	0	0
Net Punting Average	47.6	41.7	33.2	38.0	40.4	43.8	41.7	44.0	38.0	27.8	48.5	34.7	48.3	38.3	39.0	37.5
Punt Returns	6	1	3	1	5	4	1	1	2	2	4	1	1	1	2	0
Punt Return Yards	54	-2	12	4	59	50	8	23	27	14	79	4	55	0	17	0
Punt Return Avg.	9.0	-2.0	4.0	4.0	11.8	12.5	8.0	23.0	13.5	7.0	19.8	4.0	55.0	0.0	8.5	0.0
Fair Catches	1	3	0	4	2	2	0	0	2	3	1	3	1	1	3	3
Kickoff Returns	1	1	3	3	0	1	3	1	1	4	2	2	1	4	3	2
Kickoff Return Yards	24	32	78	57	0	20	50	39	31	67	59	36	30	92	55	37
Kickoff Return Avg.	24.0	32.0	26.0	19.0	0.0	20.0	16.7	39.0	31.0	16.8	29.5	18.0	30.0	23.0	18.3	18.5
Time of Possession	35:14	28:10	30:14	35:03	33:42	37:34	26:29	25:59	23:31	38:09	34:12	39:39	31:27	37:10	31:25	38:30

## BALTIMORE RAVENS 2018 REGULAR SEASON GAME BY GAME DEFENSIVE STATISTICS

Game	9/9 vs. Buf.	9/13 @ Cin.	9/23 vs. Den.	9/30 @ Pit.	10/7 @ Cle.	10/14 @ Ten.	10/21 vs. NO	10/28 @ Car.	11/4 vs. Pit.	11/18 vs. Cin.	11/25 vs. Oak.	12/2 @ Atl.	12/9 @ KC	12/16 vs. TB	12/22 @ LAC	12/30 vs. Cle.
Points	3	34	14	14	12	0	24	36	23	21	17	16	27	12	10	24
1st Qtr	0	14	14	0	0	0	0	7	7	0	7	3	7	0	0	7
2nd Qtr	0	14	0	14	6	0	7	17	7	7	3	7	10	9	3	0
3rd Qtr	3	0	0	0	3	0	0	3	6	14	7	0	0	3	7	7
4th Qtr	0	6	0	0	0	0	17	9	3	0	0	6	7	0	0	10
Overtime	0	0	0	0	3	0	0	0	0	0	0	0	3	0	0	0
TDs (Ru-P-Ret)	0 (0-0-0)	4 (0-4-0)	2 (2-0-0)	1 (0-1-0)	1 (0-1-0)	0 (0-0-0)	3 (1-2-0)	4 (2-2-0)	3 (1-2-0)	3 (1-2-0)	2 (1-1-0)	2 (0-1-1)	3 (1-2-0)	1 (1-0-0)	1 (1-0-0)	3 (0-3-0)
PATs (M/A)	0-0	4-4	2-2	0-0	0-1	0-0	3-3	3-3	2-3	3-3	2-2	1-1	3-3	0-0	1-1	3-3
2PT Convs (M/A)	0-0	0-0	0-0	1-1	0-0	0-0	0-0	0-1	0-0	0-0	0-0	0-1	0-0	0-1	0-0	0-0
FGs (M/A)	1-2	2-2	0-0	2-2	2-3	0-0	1-1	3-3	1-1	0-1	1-1	1-1	2-4	2-2	1-1	1-2
Safeties	0	0	0	0	0	0	0	0	0	0	0	0	0	0	0	0
First Downs	10	24	18	14	20	7	26	22	27	15	13	16	30	12	14	18
Rushing	3	6	8	1	6	1	12	7	8	4	4	5	8	6	2	1
Passing	5	14	8	12	13	5	12	14	18	10	9	6	18	4	10	16
Penalty	2	4	2	1	1	1	2	1	1	1	0	5	4	2	2	1
3rd Down Conv (M/A)	2-15	5-13	6-14	2-12	6-19	1-10	6-14	6-12	10-16	6-14	3-13	2-9	6-16	3-10	4-13	4-11
3rd Down Conv Pct	13.3%	38.5%	42.9%	16.7%	31.6%	10.0%	42.9%	50.0%	62.5%	42.9%	23.1%	22.2%	37.5%	30.0%	30.8%	36.4%
4th Down Conv (M/A)	0-1	0-0	0-1	0-1	0-1	0-0	4-5	1-1	1-1	0-1	1-2	0-1	3-3	0-1	0-0	0-1
4th Down Conv Pct	0%	0%	0%	0%	0%	0%	80.0%	100.0%	100.0%	0%	50.0%	0%	100.0%	0%	0%	0%
Total Net Yards	153	373	293	284	416	106	339	386	395	255	249	131	442	241	198	426
Total Off. Plays	61	70	61	59	76	40	70	63	76	54	56	45	83	47	57	56
Avg. Gain Per Play	2.5	5.3	4.8	4.8	5.5	2.7	4.8	6.1	5.2	4.7	4.4	2.9	5.3	5.1	3.5	7.6
Net Yards Rushing	83	108	120	19	112	55	134	154	113	48	67	34	94	85	51	50
Total Rushing Plays	22	28	24	11	28	14	39	33	27	16	19	15	27	21	16	14
Avg. Gain Per Rush	3.8	3.9	5.0	1.7	4.0	3.9	3.4	4.7	4.2	3.0	3.5	2.3	3.5	4.0	3.2	3.6
Net Yards Passing	70	265	173	265	304	51	205	232	282	207	182	97	348	156	147	376
Times Sacked	6	0	3	1	5	11	1	0	1	1	3	3	3	1	4	0
Yards Lost on Sacks	28	0	19	9	38	66	7	0	10	4	12	34	29	1	34	0
Gross Yards Passing	98	265	192	274	342	117	212	232	292	211	194	131	377	157	181	376
Pass Attempts	33	42	34	47	43	15	30	30	48	37	34	27	53	25	37	42
Pass Completions	11	24	22	27	25	10	22	22	29	19	16	16	35	13	23	23
Completion Pct	33.3%	57.1%	64.7%	57.5%	58.1%	66.7%	73.3%	73.3%	60.4%	51.4%	47.1%	59.3%	66.0%	52.0%	62.2%	54.8%
Avg. Gain Per Pass	1.8	6.3	4.7	5.5	6.3	2.0	6.6	7.7	5.8	5.4	4.9	3.2	6.2	6.0	3.6	9.0
Interceptions	2	0	1	1	1	0	0	0	0	0	0	0	1	1	2	3
Fumbles / Fum. Lost	1-0	1-0	1-0	1-1	1-0	1-0	1-1	1-0	0-0	0-0	1-1	2-1	1-0	0-0	2-1	0-0
Penalties	10	9	13	5	10	4	6	4	8	7	4	8	7	6	8	4
Penalty Yards	100	92	120	40	66	35	52	30	103	58	24	82	53	58	69	35
Punts	8	6	7	5	9	9	2	3	4	6	6	5	3	4	7	4
Gross Punting Average	49.6	40.2	41.0	41.2	50.2	41.7	44.0	45.7	37.5	41.8	44.7	50.4	37.0	40.8	41.6	45.0
Touchbacks	0	0	0	0	1	0	0	0	0	0	0	1	0	1	0	1
Inside20	3	4	3	1	3	3	0	2	1	1	1	3	2	1	2	0
Punts Blocked	0	0	0	0	0	0	0	0	0	0	0	0	0	0	0	0
Net Punting Average	42.9	40.5	39.3	40.4	41.4	36.1	40.0	38.0	30.8	39.5	31.5	45.6	18.7	35.8	39.1	40.0
Punt Returns	3	2	3	1	3	1	1	2	3	2	1	1	2	1	2	3
Punt Return Yards	19	24	31	3	23	0	12	21	17	46	-3	18	13	12	33	46
Punt Return Avg.	6.3	12.0	10.3	3.0	7.7	0.0	12.0	10.5	5.7	23.0	-3.0	18.0	6.5	12.0	16.5	15.3
Fair Catches	0	0	1	1	3	0	1	0	0	2	0	1	0	0	1	0
Kickoff Returns	5	3	2	4	0	1	1	1	1	2	2	0	0	4	2	4
Kickoff Return Yards	165	56	41	80	0	20	16	14	31	35	44	0	0	90	45	108
Kickoff Return Avg.	33.0	18.7	20.5	20.0	0	20.0	16.0	14.0	31.0	17.5	22.0	0.0	0.0	22.5	22.5	27.0
Time of Possession	24:46	31:50	29:46	24:57	36:16	22:26	33:31	34:01	36:29	21:51	25:48	20:21	37:00	22:50	28:35	21:30