



BALTIMORE RAVENS PRESS RELEASE

UNDER ARMOUR PERFORMANCE CENTER | 1 WINNING DRIVE | OWINGS MILLS, MD 21117
PH: 410-701-4000 | BALTIMORERAVENS.COM | TWITTER: @RAVENS

TWO-TIME WORLD CHAMPIONS: SUPER BOWL XXXV (2000) & SUPER BOWL XLVII (2012)



BALTIMORE RAVENS AT GREEN BAY PACKERS



(4-5)

WEEK 11 – SUNDAY, NOV. 19, 2017
1 P.M. ET – LAMBEAU FIELD (81,441)

(5-4)

JUST THE FACTS

- The Baltimore Ravens (4-5) battle the Green Bay Packers (5-4) at Lambeau Field on Sunday, Nov. 19. Fresh off their bye week, the Ravens aim to capture their third road victory of the season, already producing wins at Cincinnati and Oakland. The Packers are 3-2 at home in 2017, but have dropped three of their past four overall games.
- Green Bay leads the all-time series, 4-1, including a 3-0 mark at Lambeau Field. These teams last squared off in 2013, when the Packers won, 19-17, at M&T Bank Stadium. Baltimore last played at Green Bay in 2009, dropping a 27-14 contest on Monday Night Football.
- On Nov. 5, the Ravens recorded their third loss in four games when Tennessee bested Baltimore, 23-20, at Nissan Stadium. The Ravens rallied behind 2 QB Joe Flacco TD passes in the final 8:56, but the Titans scored a critical fourth-quarter TD of their own, which proved too much for Baltimore to overcome. The Ravens' "D" allowed just 257 yards, while the offense produced 341 (including 98 receiving by WR Jeremy Maclin on 8 catches). Flacco was 34-of-52 for 261 yards, the 2 TDs and threw 2 INTs. Baltimore sacked Titans QB Marcus Mariota 3 times and picked off a pass (S Eric Weddle), producing their 18th take-away of the season (tied for NFL's second most).
- In their 22nd year of existence, the Ravens have earned a playoff berth in six of the past nine full seasons. Since head coach John Harbaugh's arrival in 2008, Baltimore has posted the NFL's fourth-most total victories (99), won the league's second-most playoff games (10), advanced to an impressive three AFC Championship contests, and in 2012, captured the World Championship in SB XLVII.

WEEKLY SCHEDULE

- Wed. Nov. 15:** 1 p.m. Coach Harbaugh & Players at Podium
2:25 p.m. Practice / Media Viewing
4:15 p.m. Open Locker Room
- Thur. Nov. 16:** 1 p.m. Three Coordinators at Podium
2:25 p.m. Practice / Media Viewing
4:15 p.m. Open Locker Room
- Fri. Nov. 17:** 11:15 a.m. Practice / Media Viewing
12:45 p.m. Coach Harbaugh & Open Locker Room

WEDNESDAY CONFERENCE CALLS

Ravens: Head Coach John Harbaugh at 1:15 p.m. ET
Packers: Head Coach Mike McCarthy at 12:30 p.m. ET

CALLING THE ACTION

- Television:** CBS/WJZ Ch. 13 (Baltimore)
- Kevin Harlan (play-by-play) - Rich Gannon (analyst)
- Jenny Dell (sideline)
- Jonathan Segal (producer) - Chris Svendsen (director)
- National Radio:** Westwood One Sports
- Tom McCarthy (play-by-play) - Ross Tucker (analyst)
- Local Radio:** WBAL (1090 AM) & 98Rock (97.9 FM)
- Gerry Sandusky (play-by-play) - Stan White / Justin Forsett (analysts)

COACH HARBAUGH SAYS

ON THE RAVENS GETTING ON A ROLL AND FIGHTING FOR A PLAYOFF BERTH:

"There is no doubt about it, we are in it. We just have to get on a roll. At no point in time are we going to say we can't win the division or make the playoffs, but we have to get on a roll. We have to win a game. Then, we have to win another game. We have to win two, three, four games in a row. We may have to win them all. If we have to do it, that is what we have to do. That is how we are looking at it. To get there, we have to become proficient enough at playing the game to win football games."

INJURY UPDATE

Standouts on IR include Pro Bowl RG Marshal Yanda (ankle), LG Alex Lewis (shoulder), DE Brent Urban (foot), RB Danny Woodhead (hamstring) and CB Tavon Young (knee). RB Terrance West (calf) has missed four-straight games, while WR Michael Campanaro (shoulder) has been out for two straight and TE Nick Boyle (toe) for one.

NOTE THE QUOTE

S ERIC WEDDLE ON THE RAVENS' MINDSET MOVING FORWARD:

"You are never out of it until you are out of it. We are a confident group. Once we start clicking on all three phases, we are a tough team to beat. We just have to get to that point. We still believe in each other; it's a team game. Anyone can make a run; it happens every year. Why can't it be us? We have seven games to go. I feel like we have to win out, and that is the goal. Let the run happen, and let the story be about us and the magical run that we had. Why can't it be us?"

WHAT'S GOING ON?

BALTIMORE OFF THE BYE

BEST RECORDS COMING OFF THE BYE WEEK

– SINCE 2002 –

Rk.	Team	Record
1.	Baltimore Ravens	12-3
	Indianapolis Colts	12-3
	Philadelphia Eagles	12-3
4.	Green Bay, New England	12-4



7-2

The Ravens' record under John Harbaugh when coming off the bye week.

12

Wins by Baltimore in their last 15 games coming off the bye.

231-143

How the Ravens have outscored foes in games played after the bye under John Harbaugh.



2017 RAVENS INFORMATION

2017 SCHEDULE & RESULTS (4-5)

Date	Opponent	Result/Time
Sun. Sept. 10	at Cincinnati Bengals	W 20-0
Sun. Sept. 17	CLEVELAND BROWNS	W 24-10
Sun. Sept. 24	at Jacksonville Jaguars	L 7-44
Sun. Oct. 1	PITTSBURGH STEELERS	L 9-26
Sun. Oct. 8	at Oakland Raiders	W 30-17
Sun. Oct. 15	CHICAGO BEARS	L 24-27 (OT)
Sun. Oct. 22	at Minnesota Vikings	L 16-24
Thurs. Oct. 26	MIAMI DOLPHINS	W 40-0
Sun. Nov. 5	at Tennessee Titans	L 20-23
Sun. Nov. 12	BYE	
Sun. Nov. 19	at Green Bay Packers	1:00 p.m.
Mon. Nov. 27	HOUSTON TEXANS	8:30 p.m. (ESPN)
Sun. Dec. 3*	DETROIT LIONS	1:00 p.m.
Sun. Dec. 10*	at Pittsburgh Steelers	8:30 p.m. (NBC)
Sun. Dec. 17*	at Cleveland Browns	1:00 p.m.
Sat. Dec. 23	INDIANAPOLIS COLTS	4:30 p.m. (NFLN)
Sun. Dec. 31*	CINCINNATI BENGALS	1:00 p.m.

*Flexible Scheduling Games Home Games in CAPS All Times Eastern

TAKE IT AWAY

The Ravens' 18 take-aways tie (Buf., Det. & Jax.) for the NFL's second most entering Week 11. Baltimore has produced 13 INTs, which stand No. 1 in the league.

TOTAL TAKE-AWAYS (2017 Season)		INTERCEPTIONS (2017 Season)		
Rk.	Team	Take-aways	INTs	
1.	Los Angeles Rams	19	1. Baltimore	13
2.	Baltimore	18	2. Los Angeles Rams	12
	Buffalo	18	3. Buffalo	11
	Detroit	18	Detroit	11
	Jacksonville	18	Jacksonville	11
6.	New York Jets	17	Philadelphia	11

CHART OF THE WEEK

BEST DEFENSIVE PASSER RATINGS (CBs / 2017 Season / Min. 15 Targets)

Rk.	Cornerback	Rating	Targets
1.	William Jackson (Cin.)	36.3	27
2.	Jimmy Smith (Bal.)	38.2	36
3.	A.J. Bouye (Jax.)	42.0	56
4.	E.J. Gaines (Buf.)	53.4	31
5.	Tramon Williams (Ari.)	56.5	30



SPOTLIGHT: RYAN JENSEN



Pos: C **Ht:** 6-4 **Wt:** 319 **Exp. (NFL/Ravens):** 4/4
College: Colo. St.-Pueblo **Hometown:** Fort Morgan, CO

How does your playing style fit the Ravens organization?

"Baltimore has always been known for hard-nosed defense and being physical. I feel like the way I play brings that tone to the offense. The AFC North has always been known for a physical style of play, so I knew what I was in for."

Talk about being in martial arts when you were younger: "I did Taekwondo and was actually a two-time national medalist in the Junior Olympics for sparring when I was 12 and 13. I won the silver and bronze. My whole family is into it. My older brother was a gold medalist in the Junior Olympics for sparring. My dad is a fifth-degree blackbelt, and my mom is a third-degree blackbelt."

When did you realize you could play in the NFL? "My O-line coach came up to me my junior year of college and said, 'You've gotten a lot better from your freshman year.' He told me to go out and play my style of football, and I would get noticed. He told me he truthfully thought I could get a NFL tryout. My senior year, he said, 'If you keep playing the way you are, you'll get a legitimate shot, not just a tryout.'"

When did you realize the physicality of the NFL? "My rookie year lining up against Haloti [Ngata] for the first time. It came at me pretty quickly. After playing at a D-II school, where the biggest guy I played against was maybe 280 pounds, now, all of a sudden, here is Haloti at 330 or 340, and not just big, but athletic and strong."

When is the most excited you have ever been to meet someone? "I haven't met too many famous people. I will say, I met the guys from the television show 'Nitro Circus,' Tommy Passemante and Travis Pastrana. I grew up watching these guys do crazy stuff, and the first time I met them, I was trying not to go too crazy."

What's been your inspiration to grow out your long hair? "When I first started growing it, I was actually going to donate it to 'Locks of Love' or a place like that. But once it got long, I started playing really well. It became one of those, 'If it's not broke, don't fix it' things."

Who's your favorite athlete ever? "Growing up in Colorado, I loved hockey, and the Avalanche had a guy named Scott Parker. He was such a goon and the enforcer. Maybe it was because he had red hair, but he was the guy who was going to go out there and protect his guys. I also loved Bill Romanowski - until he went to the Raiders."

What makes you so passionate about protecting your teammates? "We are with each other so much that all of us are family. Growing up, I was always taught to protect your family, no matter the situation."

NUMBERS TO RAVE ABOUT

1

Win needed by head coach **John Harbaugh** to notch 100 total victories during his career (currently has 89 regular season and 10 playoff wins).

1

NFL defender (**LB C.J. Mosley**) to register at least 75 total tackles, 2 INTs and 1 sack this season.

2

NFL defenders (**CB Jimmy Smith** & Chicago S Eddie Jackson) to score touchdowns off an interception and fumble recovery this season.

5.6

Average rushing yards per carry for **RB Alex Collins**, ranking as the NFL's second-best mark among RBs (NO's Alvin Kamara is first at 6.5). Collins' 521 rushing yards rank 14th in the NFL.

55

Tackles for loss by the Ravens' defense this season, ranking fourth most in the NFL. Fourteen different Ravens have posted at least 2 TFL, with **OLB Matthew Judon** and **LB C.J. Mosley** leading the way with 8 apiece.

2017 AFC NORTH STANDINGS

Teams	W	L	T	Home	Road	Div.	Con.	PF	PA
Pittsburgh	7	2	0	2-1	5-1	3-0	5-1	187	148
Baltimore	4	5	0	2-2	2-3	2-1	4-3	190	171
Cincinnati	3	6	0	2-2	1-4	1-2	3-5	149	182
Cleveland	0	9	0	0-5	0-4	0-3	0-7	143	240



QUOTE THE RAVENS

QB JOE FLACCO ON OPPORTUNITY:

“There is a lot of opportunity out there. We can’t dwell on the fact that we are 4-5. We can’t go back and change that. It is what it is, and we have to put that out of our mind the best we can. We have to have a short memory and just go out there and play football. We can’t look ahead that far either, because when you start doing that, and you start trying to look at the big picture of everything every single day, that just wears on you mentally. It is just too much for us to handle. We have to take it one week at a time. It is cliché as it can be, but we have to do that. We have to look at what is important now, and for us, that is the Green Bay Packers.”

John Harbaugh on OLB Terrell Suggs:

“He’s had a great year. I joke with him that he’s found – I call him [Juan] Ponce de León – the Fountain of Youth. He’s really worked hard, he’s really put in the effort, and he continues to do it day-in and day-out, week-in, week-out. He takes care of himself, working hard in the weight room, doing all the things you need to do. Then, the fact that he’s also an amazing athlete, you can’t look past that. He’s one of the rare types of human beings walking around the planet right now, so he’s a pretty special guy.”

Offensive line coach Joe D’Alessandris on C Ryan Jensen:

“Ryan has done a very nice job. He has taken ownership of [the center position]. He started in OTAs, and he has continued right now. He is a vocal leader up front and helps guide and direct those linemen and the running backs and tight ends. Like I said, he has taken great ownership, and I see great progress with him each week. ... He is at the middle of everything. He is the guy that communicates. Your guards do, too, but your center really has to do it. I always say the center is the eyes and voice of the coach. As the line coach, you want him communicating, directing, guiding and leading. You are not there, so someone else has to take charge. He does a wonderful job in that area.”

Wide receivers coach Bobby Engram on WR Mike Wallace:

“He has been great. He comes out every day to work. In the meeting room, he is always asking questions about details of how we want the route run or details of the concept – what is the big picture? He has been nothing but a leader in that way, and I have not been around many really good receivers that don’t complain when they are not getting the ball. I just talked to Mike about [how] he is a leader and everyone looks at him that way. Just make sure you are handling that in the right way. Guys respect that you want the ball, and I think he has handled it in the right way. He is very competitive and feels like, ‘Hey, I have worked hard. I deserve these touches.’ But some of that is he is open, and the ball goes over here, and the ball gets completed. That is part of the game. But, he has handled it the right way.”

WR Mike Wallace on the Ravens’ being in the hunt and needing to capitalize on big plays:

“Besides one game, [we’ve been] in every single game. We just have to go and finish that and execute better and get those big plays on offense. With those big plays, it just gives everybody energy. It’s not so much about changing the game with the play. It’s just the atmosphere, the teammates, the fans. The energy just changes when you have those big plays in the game. We have the ability to do it; we just have to execute those plays. We have the players and the coaches. We just have to get it done.”

Linebackers coach Don “Wink” Martindale on if LB C.J. Mosley is playing at an all-time high level:

“Yes. I think it is his all-around game. I always talk to the young guys about waiting until you get your ‘old man, dad strength.’ You know what I am talking about with that, when they hit that age. I think you are seeing him take a different leadership role. I know he is quiet. I know he is quiet in interviews. I know he is quiet in the cafeteria. But on the field, he is not quiet, and you can hear him play instead of seeing him play with the hits that he is delivering out there.”

Senior offensive assistant/tight ends coach Greg Roman on the Ravens’ 10th-ranked rushing attack:

“The guys are working very hard at it. We’re constantly reaching to find a level of consistency that we want to have. The guys have done a great job up until this point. They’re really applying themselves, learning new stuff, and going out week to week and executing it. Every week is a different challenge. We want to build a run game that could adapt each week, to each different opponent. There are always things that we can improve on, but up until this point, I’m really happy with how the guys are working at it.”

SI.com’s Andy Benoit naming K Justin Tucker to his midseason All-Pro team:

“Tucker continues to be the gold standard for kickers. (His three misses this year are from 58, 62 and a blocked attempt.) Baltimore is almost guaranteed points as soon as they get inside an opponent’s 40.”



RAVENS / OPPONENT INFORMATION

SERIES HISTORY

- **Regular Season Series:** Packers lead, 4-1.
- **In Green Bay:** Packers are 3-0.
- **In Baltimore:** Series is tied, 1-1.

RAVENS-PACKERS SERIES RESULTS

Date	Location	Results	Attendance
10/25/98	Green Bay	Packers, 28-10	59,860
10/14/01	Green Bay	Packers, 31-23	59,866
12/19/05	Baltimore	Ravens, 48-3	70,604
12/07/09	Green Bay	Packers, 27-14	70,286
10/13/13	Baltimore	Packers, 19-17	71,319

2017 RANKINGS

DEFENSE

Category	--Ravens--		--Packers--	
	Stats	Rank	Stats	Rank
Total Defense	310.6	6	353.6	24
Rush Defense	125.9	28	111.0	17
Pass Defense	184.7	3	242.6	20
Points Per Game	19.0	8	23.0	18
3rd-Down Def. %	33.6	6	42.5	25
4th-Down Def. %	37.5	15t	75.0	30t
Red Zone Def. (TD%)	45.8	6	69.6	30

OFFENSE

Category	--Ravens--		--Packers--	
	Stats	Rank	Stats	Rank
Total Offense	286.6	30	313.7	23t
Rush Offense	120.9	10	105.4	19
Pass Offense	165.7	32	208.2	22
Points Per Game	21.1	18	22.7	14
3rd-Down Off. %	34.1	28	41.0	10
4th-Down Off. %	55.6	8t	72.7	2
Red Zone Off. (TD%)	52.0	20	69.0	3

TEAM

Category	--Ravens--		--Packers--	
	Stats	Rank	Stats	Rank
Turnover Ratio	+4	10	+6	6t
Penalties	57	9t	58	12
Penalty Yards	441	4	467	5



NOVEMBER REIGN

Under head coach **John Harbaugh** (since 2008), the Ravens have played particularly well in the month of November, posting a 28-12 record, which ranks No. 1 in the NFL.

NFL'S BEST RECORDS IN NOVEMBER (John Harbaugh Era / Since 2008)

Rk.	Team	Record	Pct.
1.	Baltimore Ravens	28-12	.700
2.	New England Patriots	24-11	.686
3.	Indianapolis Colts	26-13	.667
4.	New Orleans Saints	25-13	.658
5.	Dallas Cowboys	26-14	.650

2017 TEAM LEADERS

PASSING YARDS (TDs/INTs)

Joe Flacco1,551 (8/10)	Aaron Rodgers1,385 (13/3)
Ryan Mallett 56 (2/0)	Brett Hundley701 (2/4)

RUSHING YARDS (YPC)

Alex Collins 521 (5.6)	Aaron Jones 370 (5.3)
Javorius Allen 377 (3.6)	Ty Montgomery273 (3.8)

RECEIVING YARDS (CATCHES)

Jeremy Maclin 310 (27)	Davante Adams494 (42)
Mike Wallace 267 (20)	Randall Cobb 371 (36)
Benjamin Watson261 (38)	Jordy Nelson358 (33)

POINTS

Justin Tucker 68	Mason Crosby54
Javorius Allen 18	Davante Adams36
Jeremy Maclin 18	Jordy Nelson36

INTERCEPTIONS (YARDS)

Brandon Carr 3 (57)	Damarious Randall . . . 3 (35)
Eric Weddle 3 (24)	Three Players 1 (n/a)
Three Players 2 (n/a)	n/a n/a

SACKS (YARDS)

Terrell Suggs5.5 (-32)	Nick Perry 7 (-43)
Matthew Judon 3 (-22)	Two Players 2.5 (n/a)

TACKLES (SOLO)

C.J. Mosley 76 (57)	Blake Martinez75 (55)
Tony Jefferson 43 (28)	Ha Ha Clinton-Dix . . .46 (38)
Eric Weddle 40 (31)	Josh Jones38 (33)

GROSS PUNTING (NET)

Sam Koch46.1 (41.3)	Justin Vogel45.1 (43.5)
-------------------------------	-----------------------------------

FIELD GOALS (PCT.)

Justin Tucker17/20 (85.0)	Mason Crosby11/14 (78.6)
-------------------------------------	------------------------------------

PUNT RETURN YARDS (AVG.)

M. Campanaro 193 (13.8)	Trevor Davis 125 (9.6)
-----------------------------------	----------------------------------

KICKOFF RETURN YARDS (AVG.)

Bobby Rainey Jr.338 (30.7)	Trevor Davis 298 (22.9)
------------------------------------	-----------------------------------

2017 TALE OF THE TAPE

Category	Ravens	Packers
Record	4-5	5-4
Current Streak	Lost 1	Won 1
Points Scored	190	204
TDs Scored	20	25
Rushing TDs Scored	4	9
Passing TDs Scored	10	15
TDs on Returns	6	1
Points Against	171	207
TDs Allowed	18	22
Rushing TDs Allowed	6	8
Passing TDs Allowed	11	12
TDs on Returns Allowed	1	2
Time of Poss. Avg.	30:02	28:48
KOR Avg. For	28.0	21.7
KOR Avg. Against	18.0	22.9
PR Avg. For	11.8	9.6
PR Avg. Against	9.6	4.2
Sacks	22	18
Sacks Allowed	19	30
Interceptions	13	6
Interceptions Thrown	10	7
Own Fumbles Lost	4	2
Opp. Fumbles Recovered	5	9



RAVENS / OPPONENT INFORMATION

TOP RAVENS-PACKERS CONNECTIONS

PRO CONNECTIONS

- Ravens offensive coordinator **Marty Mornhinweg** worked with Green Bay from 1995-96, helping the Packers win Super Bowl XXXI as the quarterbacks coach in 1996 with legendary QB Brett Favre under center.
- Ravens **DB Anthony Levine Sr.** was signed by the Packers as a rookie free agent in 2010 and spent the majority of the 2010 and 2011 seasons on Green Bay's practice squad.
- Ravens practice squad **RB John Crockett** signed with the Packers as a rookie free agent following the 2015 NFL Draft and appeared in two games with Green Bay that year before being placed on Injured Reserve prior to the 2016 season.
- Packers **LS Taybor Pepper** (Injured Reserve) spent the end of the 2017 preseason with the Ravens, handling all snapping duties in the team's preseason finale at New Orleans.
- Packers VP of marketing and fan engagement **Gabrielle Dow** was the VP of marketing with Baltimore from 2006-14.

COLLEGE CONNECTIONS

- Ravens RBs coach **Thomas Hammock** served as an offensive graduate assistant for Wisconsin from 2003-04 and returned in 2011-13, when he coached the running backs, was the assistant head coach and held the role as recruiting coordinator.
- Baltimore national scout **Milt Hendrickson** resides in La Crosse, WI, and earned a master's degree from Wisconsin-La Crosse. Hendrickson also served as the Eagles' assistant varsity football coach in 1996.
- Ravens Midwest/Southwest area scout **Brandon Berning** attended Wisconsin-La Crosse and hails from Dodgeville, WI. At the beginning of his career, Berning served as a recruiting assistant for the University of Wisconsin from 2012-13.
- Ravens SVP of public & community relations **Kevin Byrne** was the SID for his alma mater, Marquette, from 1974-77. Byrne worked with the legendary Al McGuire and the Warriors' 1977 NCAA basketball National Championship team. In April 2012, he accepted the Lifetime Achievement Award from Marquette's Department of Intercollegiate Athletics.

HOMETOWN CONNECTIONS

- Ravens senior vice president of Ravens media **Michelle Andres** was born in Madison, WI.

STANDOUTS VS. PACKERS

QB JOE FLACCO

Record	Att.	Cmp.	Pct.	Yds	TDs	INT	Rate
0-2	70	35	50.0	479	3	3	68.7

- Flacco completed 20 of 34 passes for 342 yards and 2 TDs (0 INTs) for a 112.5 rating in the Ravens' last game vs. Green Bay (10/13/13). Green Bay prevailed, however, 19-17.

WR JEREMY MACLIN

G	Rec.	Yds	Avg.	LG	TDs	1st	25+
3	21	272	13.0	61	3	11	3

- Maclin produced 272 receiving yards and 3 TDs on 21 receptions vs. the Packers while playing for Philly and Kansas City.
- Maclin has posted 1 receiving TD in all three games vs. the Pack.
- On 9/28/15 while playing for the Chiefs, he tallied 8 catches for 141 yards (17.6 avg.) and 1 TD against Green Bay.

OLB TERRELL SUGGS

G	TT	Solo	AS	INT	TD	FF	FR	Sk-Yds	PD
2	16	10	6	0-0	0	0	0	1-8	0

- In the Ravens' 48-3 win over Green Bay in 2005, Suggs tallied 6 solo tackles and 1 sack.

WR MIKE WALLACE

G	Rec.	Yds	Avg.	LG	TDs	1st	25+
4	8	168	21.0	60t	3	7	3

- Wallace's 2 receptions vs. Green Bay on 12/20/09 while playing for Pittsburgh each went for touchdowns, including a 60-yarder in the Steelers' 37-36 win.

TE BENJAMIN WATSON

G	Rec.	Yds	Avg.	LG	TDs	1st	25+
2	5	74	14.8	36	1	4	1

- Watson has won both times playing the Packers, once with New England in 2006 and then with New Orleans in 2014.

RAVENS SET RECORD VS. GREEN BAY

On a 12/19/05 Monday Night Football game, Baltimore beat Green Bay, 48-3, producing the largest margin of victory (45) in Ravens franchise history. In 2009, Baltimore then matched that record with a 48-3 win over Detroit.

WEEK 9 RECAP AT TENNESSEE

TITANS 23, RAVENS 20 • WEEK 9, NOV. 5 • NISSAN STADIUM

JEREMY MACLIN
8 REC., 98 YARDS
(500TH CAREER CATCH)
AT TEN.



Heading into their Week 10 bye, the Ravens recorded their third loss in four games as Tennessee outlasted Baltimore, 23-20, at Nissan Stadium. The Ravens rallied in the fourth quarter with 2 **QB Joe Flacco** TD passes in the final 8:56, but the Titans scored a critical fourth-quarter TD of their own, which proved too much for Baltimore to overcome. The Titans jumped out to a 10-3, first-quarter lead on their opening drive with K Ryan Succop's 48-yard FG and a QB Marcus Mariota-to-WR Rishard Matthews 16-yard touchdown. The score followed a **K Justin Tucker** field goal (30 yards) on the Ravens' first possession. On the Ravens' second drive, a deep ball intended for **WR Breshad Perriman** was intercepted by S Keith Byard, who had 2 picks in the game, and the Titans converted with the Matthews' TD. Baltimore cut the lead to 10-6 early in the second quarter with Tucker's second field goal (49 yards). Tennessee then capitalized on a Ravens' roughing the passer penalty (**OLB Za'Darius Smith**) when RB Derrick Henry raced into the end zone on a 1-yard run. After a failed PAT that was wide right, the Titans extended their lead to 16-6 at the half. At the end of a scoreless third quarter, Baltimore was driving and attempted its third fourth-down conversion of the day on a handoff to **RB Javorius Allen** up the middle, and it appeared he had gotten enough for a first down, but the ball was spotted short of the marker. The Ravens challenged the spot, but lost on the official review. Baltimore grabbed the ball right back after a **S Eric Weddle** INT and then scored on a Flacco-to-Allen 3-yard TD, cutting the deficit to 3 points (16-13). But the Ravens' "D" failed to keep the Titans out of the end zone, as Tennessee drove 75 yards and scored on an 11-yard Mariota-to-WR Eric Decker pass. **WR Mike Wallace** secured a 1-yard TD pass with 0:46 seconds to go, but Tucker's onside kick attempt failed.



RAVENS WINNING WAYS

TOP FRANCHISES / SINCE 2000

TOTAL WINS

1. New England Patriots . . . 233
2. Pittsburgh Steelers . . . 197
3. Indianapolis Colts . . . 191
4. Green Bay Packers . . . 188
5. Philadelphia Eagles . . . 177
- 6. BALTIMORE RAVENS . . . 176**

SUPER BOWL BERTHS

1. New England Patriots . . . 7
2. New York Giants 3
- Pittsburgh Steelers 3
- Seattle Seahawks 3
- 5. BALTIMORE RAVENS 2**
- Car., Den., Ind. 2

SUPER BOWL TITLES

1. New England Patriots . . . 5
- 2. BALTIMORE RAVENS 2**
- New York Giants 2
- Pittsburgh Steelers 2
- Den., GB, Ind., 1
- NO, Sea., TB 1

CONF. TITLE GAMES

1. New England Patriots . . 11
2. Pittsburgh Steelers 6
3. Philadelphia Eagles 5
- 4. BALTIMORE RAVENS 4**
- Green Bay Packers 4
- Indianapolis Colts 4

WINNING SEASONS

1. New England Patriots . . 16
2. Green Bay Packers 14
3. Indianapolis Colts 13
- Pittsburgh Steelers 13
- 5. BAL., Den., Phi., Sea. . . . 11**

PLAYOFF BERTHS

1. New England Patriots . . 14
2. Indianapolis Colts 13
- Green Bay Packers 13
3. Pittsburgh, Seattle 11
- 6. BALTIMORE, Philadelphia . . 10**

PLAYOFF GAMES

1. New England Patriots . . 34
2. Green Bay Packers 24
- Indianapolis Colts 24
- Pittsburgh Steelers 24
- 5. BALTIMORE, Seattle 23**

PLAYOFF WINS

1. New England Patriots . . 25
- 2. BALTIMORE RAVENS . . . 15**
- Pittsburgh Steelers 15
4. Seattle Seahawks 13
5. Green Bay, Indianapolis . . 12

SUPER BOWL CHAMPIONS



LB Ray Lewis - 2000 Super Bowl XXXV MVP

In a magnificent effort showcasing thrilling performances by their defense, offense and special teams units, the Baltimore Ravens won Super Bowl XXXV with a 34-7 victory over the New York Giants. Allowing the Giants a meager 152 total net yards, New York's attack crossed midfield just twice, while Baltimore's "D" posted 4 INTs. LB Ray Lewis was named the game's MVP, capping an accolade-filled season in which he was also tabbed the NFL's Defensive Player of the Year.



QB Joe Flacco - 2012 Super Bowl XLVII MVP

Baltimore defeated San Francisco, 34-31, in Super Bowl XLVII, capturing the franchise's second World Championship. After an amazing first-half performance, the Ravens took a commanding 28-6 lead. But following a bizarre, 34-minute power outage that halted play, the 49ers stormed back into contention. Clinging to a 34-29 edge late in the game, the Ravens stood firm on a pivotal goal-line stand, jamming SF on four-straight plays inside the 7-yard line. QB Joe Flacco was named the game's MVP.

PLAYOFF PERFORMERS

PLAYOFF WINNING PERCENTAGE (Since 1970 Merger)

Rk.	Team	Record	Pct.
1.	BALTIMORE RAVENS**	15-8	.652
2.	New England Patriots*****	31-18	.633
3.	New York Giants****	20-12	.625
4.	San Francisco 49ers*****	30-19	.612
5.	Pittsburgh Steelers*****	36-23	.610

* Number of Super Bowl Titles

JOHN HARBAUGH ERA

(SINCE 2008)

PLAYOFF BERTHS

1. Green Bay Packers 8
- New England Patriots . . . 8
- 3. BALTIMORE RAVENS 6**
- Cincinnati Bengals 6
- Indianapolis Colts 6
- Pittsburgh Steelers 6
- Seattle Seahawks 6

TOTAL WINS

1. New England Patriots . . 128
2. Pittsburgh Steelers . . . 108
3. Green Bay Packers . . . 107
- 4. BALTIMORE RAVENS . . . 99**
5. Denver Broncos 96
- New Orleans Saints . . . 96

PLAYOFF WINS

1. New England Patriots . . 11
- 2. BALTIMORE RAVENS . . . 10**
3. Green Bay Packers 9
- Seattle Seahawks 9
5. Pittsburgh Steelers 8

PLAYOFF GAMES

1. New England Patriots . . 17
2. Green Bay Packers 16
- 3. BALTIMORE RAVENS . . . 15**
4. Seattle Seahawks 14
5. Pittsburgh Steelers 13

AFC TITLE GAMES

1. New England Patriots . . 6
- 2. BALTIMORE RAVENS . . . 3**
- Pittsburgh Steelers 3
4. Denver Broncos 2
- Indianapolis Colts 2
- New York Jets 2

PLAYOFF ROAD WINS

- 1. BALTIMORE RAVENS 7**
2. Green Bay Packers 5
3. New York Jets 4
4. San Francisco 49ers 3
5. NY Giants, Philadelphia . . 2
- Pittsburgh, Seattle 2

REG. SEASON WINS

1. New England Patriots . . 117
2. Pittsburgh Steelers . . . 100
3. Green Bay Packers 98
4. New Orleans Saints . . . 91
5. Atlanta Falcons 90
- Denver Broncos 90
- Indianapolis Colts 90
- 8. BALTIMORE RAVENS . . . 89**

REG. SEASON HOME WINS

1. New England Patriots . . 65
2. Green Bay Packers . . . 58
- 3. BALTIMORE RAVENS . . . 56**
4. Pittsburgh Steelers . . . 54
5. Seattle Seahawks 52
6. Minnesota Vikings . . . 51
- New Orleans Saints . . . 51

SUPER BOWL SUCCESS

The Baltimore Ravens are one of four franchises (New England, NY Giants and Pittsburgh) to win multiple Super Bowls since 2000.



HEAD COACH JOHN HARBAUGH

ALL-TIME RAVENS COACHING RECORDS

John Harbaugh is the third head coach in Baltimore Ravens history. He is the franchise's all-time winningest coach (99 total victories), with Brian Billick (85) ranking second.

SEASONS
RAVENS: 10TH
NFL: 20TH

Coach	Seasons	Reg. Season	Playoffs	Total
John Harbaugh	2008-17	89-64	10-5	99-69
Brian Billick	1999-2007	80-64	5-3	85-67
Ted Marchibroda	1996-98	16-31-1	n/a	16-31-1



HARBAUGH HEAD COACHING RECORDS (2008-17)

- Overall Career Record 99-69
- Regular Season Record . . . 89-64
- at Home 56-20
- on Road 33-44
- vs. AFC 68-47
- vs. AFC North 36-21
- vs. Green Bay 0-2
- vs. NFC 21-17
- Playoffs Record 10-5
- Home Playoff Games 2-0
- Road Playoff Games 7-5
- Super Bowl Record 1-0

RAVENS WINS UNDER HARBAUGH

Including playoffs (10-5), the Ravens are 99-69 since **John Harbaugh** became head coach in 2008, producing the NFL's fourth-most total victories. "Harbs" has led the Ravens to 89 regular season wins, ranking eighth most since 2008.

TOTAL NFL WINS / INCLUDING PLAYOFFS (Since Harbaugh's 2008 Baltimore Arrival)

Rk.	Team	Total Wins
1.	New England Patriots	128
2.	Pittsburgh Steelers	108
3.	Green Bay Packers	107
4.	Baltimore Ravens	99
5.	Denver /New Orleans	96

HARBAUGH SEASON-BY-SEASON

Year	Record	Playoffs (Result)
2017	4-5	TBD
2016	8-8	No Playoff Berth
2015	5-11	No Playoff Berth
2014	10-6	1-1 (Advanced to Divisional Round)
2013	8-8	No Playoff Berth
2012	10-6	4-0 (won Super Bowl XLVII)
2011	12-4	1-1 (Advanced to AFC Championship)
2010	12-4	1-1 (Advanced to Divisional Round)
2009	9-7	1-1 (Advanced to Divisional Round)
2008	11-5	2-1 (Advanced to AFC Championship)

HARBS IS HISTORICALLY GOOD

MOST PLAYOFF WINS BY A COACH / FIRST NINE SEASONS (Since 1970 Merger)

Coach (Team)	Playoff Wins	Seasons
Joe Gibbs (Was.)	11	1981-89
John Harbaugh (Bal.)	10	2008-16
George Seifert (SF, Car.)	10	1989-96, '99

THE HARBAUGH FILE

John Harbaugh has led the Ravens to a playoff berth in six (2008-12 & 2014) of his nine full seasons in Baltimore, and in 2012, captured the franchise's second Super Bowl title. Under his guidance, the Ravens have secured an appearance in three AFC Championships (2008, 2011 & 2012).

Here are several Harbaugh quick hits:

- The Ravens are one of seven teams with at least six playoff berths in the past nine seasons (2008-16): GB (8), NE (8), Bal. (6), Cin. (6), Ind. (6), Pit. (6) & Sea. (6).
- The Ravens' 10 playoff wins since 2008 rank second only to New England's 11.
- "Harbs" is the only head coach in NFL history to win a playoff game in each of his first four and five seasons.
- John and his brother, Jim (formerly of the 49ers), are the only head coaches to advance to three conference title games in the first five years as NFL bosses.
- Harbaugh is the only coach in NFL history to win a playoff game in six of the first seven seasons of a coaching career.
- In 2012, Harbaugh became the third coach (with Bill Cowher & Chuck Knox) since the 1970 merger to guide his team to the playoffs in each of his first five seasons.
- Harbaugh owns the second-most playoff wins (10, tied) by a coach in his first nine seasons (since the 1970 merger).
- With the Ravens' 2014 playoff berth, Harbaugh became one of eight coaches in NFL history to make the postseason in six of their first seven seasons coaching.
- For coaches to make the playoffs in at least six of their first nine years, "Harbs" is one of five active coaches to do so (Pete Carroll, Mike McCarthy, Andy Reid & Mike Tomlin).
- Harbaugh, Tom Landry (Dal.) and Tom Coughlin (Jax./NYG) own the most road playoff wins (7) by a HC in NFL history.



HEAD COACH JOHN HARBAUGH

ACTIVE HEAD COACH WINNING PERCENTAGE

John Harbaugh owns the eighth-best winning percentage (.589) among active coaches, compiling a 99-69 record (including playoffs). For coaches who've coached a minimum of 90 games, Harbaugh's record is seventh best.

ACTIVE HEAD COACHES / CAREER WINNING PERCENTAGE (Totals Include Regular Season and Playoff Games / Min. 40 Games)

Rk.	Coach	Team	Seasons	Record	Pct.
1.	Bill Belichick	Cle./NE	1991-95, 2000-17	270-127	.680
2.	Mike Tomlin	Steelers	2007-17	118-65	.645
3.	Mike McCarthy	Packers	2006-17	129-73-1	.638
4.	Bruce Arians	Cardinals	2013-17	46-29	.613
5.	Sean Payton	Saints	2006-17	107-72	.598
6.	Andy Reid	Phi./KC	1999-2017	190-129-1	.595
7.	Pete Carroll	NYJ/NE/Sea.	'94, '97-99, '10-17	119-82-1	.592
8.	John Harbaugh	Ravens	2008-17	99-69	.589

TRENDS UNDER HARBS

On grass.	33-27
Artificial turf	56-37
September.	22-11
October	16-22
November	28-12
December	20-17
January	3-2
Leading at halftime	70-17
Leading After 3 quarters.	78-14
When scoring first.	66-20
Positive or even turnover ratio.	70-26
Scoring 20 or more points	72-26
Scoring 30 or more points	34-4
Totaling 350 or more net yards.	47-22
Rushing for 150 or more yards.	28-5
Holding opp. under 250 net yards	32-6
Holding opp. under 21 points.	72-14
Holding opp. under 15 points.	54-6

POSTSEASON SUCCESS: ACTIVE COACHES

PLAYOFFS WIN PERCENTAGE

Rk.	Coach	Rec.	Pct.
1.	Bill Belichick	26-10	.722
2.	John Harbaugh	10-5	.667
	Dan Quinn	2-1	.667
4.	Sean Payton	6-4	.600
5.	Pete Carroll	10-7	.588

SUPER BOWL TITLES

1.	Bill Belichick	5
2.	John Harbaugh	1
	Pete Carroll	1
	Mike McCarthy	1
	Sean Payton.	1
	Mike Tomlin.	1

HARBAUGH'S PATH TO THE NFL

Team	Position	Years
Baltimore Ravens	Head Coach	2008-17
Philadelphia Eagles	Secondary	2007
Philadelphia Eagles	Special Teams Coord.	1998-2006
Indiana University	DBs/Special Teams Coord.	1997
University of Cincinnati	Assistant Head Coach	1995-96
University of Cincinnati	TEs/OLBs/RBs/Special Teams	1989-94
Morehead State	DBs/ST Coord./S&C Coach	1988
University of Pittsburgh	Tight Ends	1987
Western Michigan	Graduate Assistant	1984-86

RAVENS UNDER HARBAUGH: SINCE 2008

3	7	10	56	99
AFC TITLE GAMES (2nd Most - tied, Pit.)	ROAD PLAYOFF WINS (NFL High)	PLAYOFF WINS (2nd Most, NE - 11)	WINS AT HOME (3rd Most)	TOTAL VICTORIES (4th Most)

"John is the best coach I know, the best I've ever come across or competed against. I'm envious of the grasp he has of the entire game. I think offensively and with quarterback play, I'm right there with him. But I've got a ways to go in terms of special teams and understanding defense the way he does. I'm half as good as John is, but I'm trying."

- Jim Harbaugh on his brother, John



JERRY ROSBURG & SPECIAL TEAMS NOTES



ROSBURG LEADS RAVENS SPECIALISTS

SEASONS
RAVENS: 10TH
NFL: 17TH

Special teams coordinator/associate head coach **Jerry Rosburg** has guided a stellar special teams group since arriving in Baltimore in 2008. Below are several standout notes about the coach and his successful group of specialists:

SIX PRO BOWLERS

• Six Ravens have earned eight combined Pro Bowl honors while playing for Rosburg: ST **Brendon Ayanbadejo** (2008), K **Billy Cundiff** (2010), RS **Jacoby Jones** (2012), K **Justin Tucker** (2013 & 2016), LS **Morgan Cox** (2015 & 2016) and P **Sam Koch** (2015).

PRIME KICKER & PUNTER

• Two-time Pro Bowl K **Justin Tucker**, who Rosburg scouted and helped sign as a rookie free agent, owns the NFL's most FGs (185) since entering the NFL in 2012. With an 89.4% career success mark, "Tuck" is the second-most accurate kicker in league history (185-of-207 on FGAs). Earning his first Pro Bowl nod in 2015, P **Sam Koch**'s 46.7 gross average ranked No. 9 in the NFL that season, while his 42.9 net average was No. 2. In 2014, Koch posted the NFL's No. 3 gross (47.4) and No. 1 net (43.3) averages, both career highs and Ravens records.

RAVENS' BIG RETURNS

• Led by Pro Bowl RS **Jacoby Jones** in the 2012 Super Bowl season, Baltimore ranked first in the NFL in KOR average (27.3). Jones, who became the first player ever to record dual KORs of at least 105 yards in a career, tied for a league-leading 3 kick return TDs (2 KORs & 1 PR). He also tied an NFL record for longest KOR in a Super Bowl with his 108-yard KOR-TD. (In 2014's game at Pit., he added another 108-yarder to his resume, marking 4 total KOR-TDs over 100 yards in his career.)

2017: RAVENS RETURN GAMES SOARS IN WEEK 6 vs. CHICAGO

• In Week 6 vs. Chicago, for the first time in franchise history, the Ravens returned a kickoff and punt return for a TD in the same game. **RB Bobby Rainey Jr.** posted a 96-yard KOR-TD, while **WR Michael Campanaro** registered a 77-yard PR-TD. The Ravens are the first NFL team to have KOR and PR touchdowns in the same game since 2013, when Detroit and Kansas City each accomplished the feat on 12/8/13.

BALTIMORE BLOCK PARTY

Since 2014, the Ravens have produced the NFL's most blocked kicks (12, tied), including an NFL-high 4 (tied, Mia.) in 2016.

MOST BLOCKED KICKS (Since 2014)

Rk.	Team	Blocks
1.	Baltimore	12
	Miami, New England	12
	Philadelphia	12

MOST BLOCKED KICKS (2016 Season)

Rk.	Team	Blocks
1.	Baltimore	4
	Miami	4
3.	Five Teams	3

RAVENS' NFL-HIGH 12 BLOCKS: BREAKDOWN (SINCE 2014)

Total Blocks	12	1st Qtr.	2	When Losing	8
FG Blocks	6	2nd Qtr.	1	When Winning	2
PAT Blocks	3	3rd Qtr.	3	When Tied	2
Punt Blocks	3	4th Qtr.	6	Record w/ Block	7-5

185

J. Tucker FGs Made
NFL's Most Since 2012

738

J. Tucker Points Scored
NFL's Second Most Since 2012

89.4

J. Tucker Career FG %
Second Best in NFL History

5

Ravens Kickoff Return TDs
NFL's Second Most Since 2011

10

Ravens Total Kick Return TDs
NFL's Second Most (tied, KC) Since 2011

FIVE STRAIGHT IN THE TOP 5

In the past five full seasons (2012-16), the Ravens' special teams units have consistently been acknowledged as one of the league's best. In the annual special teams report from *The Dallas Morning News*, senior NFL writer Rick Gosselin has ranked Baltimore in the NFL's Top 5 for five-straight seasons. (Gosselin's report is recognized by NFL teams as a special teams measuring stick.)

RAVENS SPECIAL TEAMS RANKINGS IN THE DALLAS MORNING NEWS' ANNUAL REPORT (Past Five Full Seasons)

Season	Ranking
2016	5th
2015	1st
2014	5th
2013	5th
2012	2nd

No other NFL team has been in the Top 5 in each of the past five full seasons.

TOP KOR AVERAGE

Since 2008, when **Jerry Rosburg** became the Ravens' ST coordinator, Baltimore owns the NFL's No. 1 KOR average (25.3).

NFL KICKOFF RETURN AVERAGE (Since 2008 / Rosburg's Baltimore Tenure)

Rk.	Team	KOR	Yards	Avg.	Long	TDs
1.	Baltimore Ravens	426	10,775	25.3	108t	7
2.	Minnesota Vikings	490	12,035	24.6	109t	10
3.	Atlanta Falcons	355	8,517	24.0	102t	1
4.	New York Jets	483	11,481	23.8	107t	6
5.	Seattle Seahawks	434	10,278	23.7	105t	5



MARTY MORNHINWEG & OFFENSIVE NOTES

MARTY MANS THE OFFENSE


Marty Mornhinweg was elevated to offensive coordinator on Oct. 10, 2016. A 23-year NFL coaching veteran, Mornhinweg, who joined Baltimore as QBs coach in 2015, is a former head coach of the Lions (2001-02). He has also served as offensive coordinator for the New York Jets (2013-14), Philadelphia Eagles (2004-12) and San Francisco 49ers (1997-2000).

FIVE PRO BOWLERS

• Throughout his NFL coaching career, five quarterbacks have earned Pro Bowl honors under Mornhinweg's direction: Michael Vick, Donovan McNabb, Steve Young, Jeff Garcia and Brett Favre.

SEASONS

RAVENS: 3RD
NFL: 23RD



MARTY'S NFL COORDINATOR ROLES

1997-2000: 49ers – Offensive Coordinator/QBs Coach

- During this span, SF offense ranked third in total net yards (364.6 ypg), including third in rushing (131.4 ypg) and fifth in passing (233.2 ypg).
- In 1999, the 49ers boasted the NFL's No. 1 rush offense (130.9 ypg).
- In 1998, SF offense ranked No. 1 in the NFL (425.0 ypg), including first in rushing (159.0 ypg) and second in passing (266.0 ypg).

2004-12: Eagles – Offensive Coordinator/Asst. Head Coach

- Under Mornhinweg, 10 offensive players earned a total of 17 Pro Bowl honors. Philly set a then-franchise best with 6,386 total net yards in 2011.
- In his first season (2004) guiding the offense, Philadelphia advanced to Super Bowl XXXIX.

2013-14: NY Jets – Offensive Coordinator

- Jets ranked third in the NFL rush offense (138.7 ypg) during this span.
- In 2014, helped guide a rushing attack that finished third in the NFL (142.5 ypg) behind RBs Chris Ivory and Chris Johnson.

2016: Baltimore Ravens – Offensive Coordinator

- QB Joe Flacco threw for a franchise-record 4,317 yards.

TOP "O" UNDER HARBAUGH

The Ravens' Top 6 all-time single-game offensive outputs have come during the John Harbaugh/QB Joe Flacco Era, including a 496-yard performance vs. Miami with Marty Mornhinweg as O.C. in 2016.

RAVENS TOP TOTAL NET YARDS (Single-Game History)

Yards	Game/Date	Results
553	09/25/11 at STL	W, 37-7
548	12/13/09 vs. Det.	W, 48-3
533	12/23/12 vs. NYG	W, 33-14
503	09/23/12 vs. NE	W, 31-30
501	09/13/09 vs. KC	W, 38-24
496	12/04/16 vs. Mia.	W, 38-6

BALTIMORE RAVENS MOST TOTAL YARDS (Since 2012 / Past Five Years)

12/23/12 vs. NYG	533
09/23/12 vs. NE	503
12/04/16 vs. Mia.	496
09/20/15 at Oak.	493
10/12/14 at TB	475
09/28/14 vs. Car.	454

RUN GAME QUICK HITS

- ✓ Under John Harbaugh (since 2008), the Ravens have averaged the NFL's 13th-most rushing yards per game (115.6).
- ✓ Since 2008, the Ravens' 130 rushing TDs rank ninth in the NFL.
- ✓ Under Harbaugh, when rushing for at least 125 yards in a game, the Ravens have produced a 48-9 record. Baltimore is 28-5 when rushing for at least 150 yards during the Harbaugh Era.

RAVENS' BEST MARKS

With Marty Mornhinweg as a member of the Ravens' coaching staff (QB's coach in 2015 & O.C. for much of 2016), Baltimore tallied the Top 2 net passing yards seasons in team history. (The Ravens also posted the second-most net yards in team history in 2015.)

RAVENS "O" OUTPUT / SINGLE-SEASON HISTORY

NET PASSING YARDS		TOTAL NET YARDS	
Year	Yards	Year	Yards
2015	4,271	2014	5,838
2016	4,100	2015	5,749
1996	3,978	1996	5,723

PRIME PROTECTION

Since 2014 (a 57-game span), Baltimore's 95 sacks permitted rank as the NFL's second fewest. The Ravens have allowed zero sacks in 14 games since 2014, a mark that ties (NYG) for the NFL's second most.

NFL'S FEWEST SACKS ALLOWED / SINCE 2014

Rk.	Team	Sacks
1.	Oakland Raiders	93
2.	Baltimore Ravens	95
3.	New Orleans Saints	97

ZERO SACKS ALLOWED / GAMES / SINCE 2014

Oakland Raiders	15
Baltimore Ravens	14
New York Giants	14
Pittsburgh Steelers	13



RB Alex Collins' YPC Rushing Average (No. 2 among RBs in 2017)



Rushing Yards by RB Alex Collins (NFL's 14th-best mark)



2017 Games w/ at Least 135 Rushing Yards (All Victories)



Rushing Yards Per Game by Ravens in 2017 (NFL's 10th-best mark)

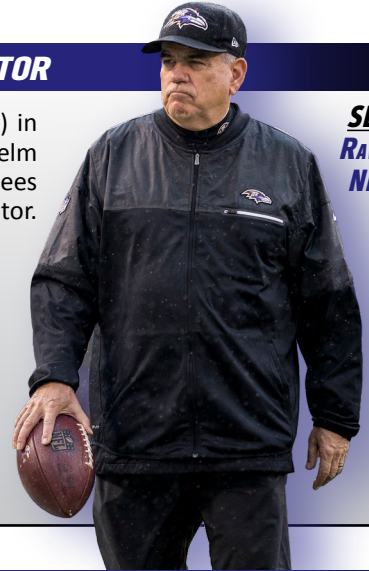


DEAN PEES & DEFENSIVE NOTES

PEES A PREMIER DEFENSIVE COORDINATOR

Defensive coordinator **Dean Pees** led the Ravens' seventh-ranked defense (322.1 ypg) in 2016, marking the sixth time a defense has finished in the NFL's Top 10 with Pees at the helm (despite only nine years of D.C. experience). Dating back to 1990 (the past 27 seasons), Pees ranks first (tied, Jim Bates) in percentage of Top 10 finishes (.667) as a defensive coordinator.

SEASONS
RAVENS: 8TH
NFL: 14TH



PERCENTAGE OF TOP 10 FINISHES AS A DEFENSIVE COORDINATOR / SINCE 1990 (Minimum Six Years of Coordinator Experience)

Rk.	Defensive Coordinator (Teams)	Pct. of Top 10 Finishes
1.	Dean Pees (NE/Bal.)	.667 (6 of 9)
	Jim Bates (Atl./Mia./GB/Den./TB)	.667 (6 of 9)
3.	Monte Kiffin (Min./NO/TB/Dal.)	.647 (11 of 17)
4.	Dave Campo (Dal./Cle.)	.571 (4 of 7)
	Marvin Lewis (Bal./Was.)	.571 (4 of 7)
	Tim Lewis (Pit./NYG)	.571 (4 of 7)

DEFENSIVE QUICK HITS

- ✓ *The Ravens are one of three teams (Denver & Seattle) to finish in the Top 10 on defense in each of the past three full seasons.*
- ✓ *Ranking seventh overall (322.1 ypg) in 2016, it marked the 12th time in the past 14 seasons that Baltimore boasted a Top 10 unit.*
- ✓ *In 2016, Baltimore extended its NFL record to 21-consecutive seasons of not permitting over 4.0 yards per carry (3.7 average).*

2017 DEFENSIVE NUMBERS TO RAVE ABOUT

13

A league-best interceptions by the Ravens' defense. (The Rams are second with 12.)

18

Total take-aways (13 INTs & 5 FRs) by the Ravens, tying (three teams) for the NFL's second most.

69.8

Defensive passer rating for Baltimore, ranking as the NFL's second-best mark entering Week 11. (Jax. is first at 65.9.)

ALL-TIME RAVENS 'D' COORDINATORS

Dean Pees is another standout in a long line of great Ravens defensive coordinators, four of whom have gone on to become NFL head coaches: Marvin Lewis (1996-2001), Mike Nolan (2002-04), Rex Ryan (2005-08) and Chuck Pagano (2011).

RAVENS ALL-TIME DEFENSIVE COORDINATORS

Dean Pees (2012-17)*	Rex Ryan (2005-08)
Chuck Pagano (2011)	Mike Nolan (2002-04)
Greg Mattison (2009-10)	Marvin Lewis (1996-2001)*

* Super Bowl-winning "D" Coordinator

GET 'EM OUT

Since **Dean Pees** was named "D" coordinator in 2012, Baltimore has forced the NFL's fourth-most three-&-outs (267).

DEFENSIVE THREE-AND-OUTS / SINCE 2012

Rk.	Team	3-&-Out Drives
1.	Denver Broncos	297
2.	Houston Texans	273
3.	New York Jets	269
4.	Baltimore Ravens	267

RAVENS "D" UNDER HARBAUGH

Dean Pees leads a defensive unit that, during the **John Harbaugh** Era (2008-17), has allowed the NFL's second-fewest points (19.2) per game, second-fewest yards (316.5) per game and the second-fewest overall touchdowns (308).

POINTS PER GAME ALLOWED (Since 2008)

1.	Pittsburgh	18.6
2.	Baltimore	19.2
3.	Seattle	19.4

TOUCHDOWNS ALLOWED (Since 2008)

1.	Pittsburgh	304
2.	Baltimore	308
3.	Seattle	319

TOTAL NET YARDS ALLOWED (Since 2008)

1.	Pittsburgh	305.7
2.	Baltimore	316.5
3.	NY Jets	316.7

OPPONENT PASSER RATING (Since 2008)

1.	Baltimore	79.5
2.	Cincinnati	80.2
3.	Buffalo	80.7

RUSHING YARDS ALLOWED (Since 2008)

1.	Pittsburgh	92.9
2.	Baltimore	98.5
3.	NY Jets	100.4

THIRD-DOWN DEFENSE (Since 2008)

1.	Houston	35.7
2.	Baltimore	35.9
3.	Denver	36.1

Ravens' Strong Start in 2017: Baltimore is the only NFL team to produce at least 4 INTs and 3 sacks in each of its first two games of a season since sacks became an official stat in 1982. The Ravens are also the third NFL team since the 1970 merger – and first since the 1992 Steelers – to record at least 4 INTs in each of a season's first two games. (The other team is the 1971 Browns.)




OZZIE NEWSOME / PERSONNEL NOTES

THE WIZARDRY OF OZ

SEASONS

Ravens: 22ND

NFL: 40TH



Ozzie Newsome's legacy is unlike any the game has seen. Known throughout all of sports as a premier leader, Newsome is a Hall of Fame player, the architect of Baltimore's 2000 and 2012 Super Bowl championship teams and an elite personnel evaluator who became the NFL's first African American GM.

OZZIE NEWSOME CAREER SNAPSHOT

- NFL's first African American General Manager (promoted in 2002)
- Architect of Ravens 2000 & 2012 Super Bowl Championship Teams
- NFL Executive of the Year (2000)
- Pro Football Hall of Fame (class of 1999)
- State of Alabama Hall of Fame (class of 1995)
- National Football Foundation College Hall of Fame and NCAA Hall of Fame (class of 1994)
- 13-Year NFL Tight End with Cleveland Browns (1978-90)
- Three-Time Pro Bowler (1981, 1984-85)
- Four-Time Cleveland Touchdown Club Offensive Player of the Year
- Current Member of Two Major NFL Policy-Making Groups: Competition Committee and Player Care Foundation Board

FIRST-ROUND FINDS

Led by Ozzie Newsome, the Ravens have selected 22 players in the NFL Draft's first round. These picks have earned 58 combined Pro Bowls, many All-Rookie honors, multiple Defensive Player of the Year Awards and two Super Bowl MVP honors.

RAVENS ALL-TIME FIRST-ROUND DRAFT PICKS

Year	Name	Pick	Pro Bowls
1996	T Jonathan Ogden*	4	11
1996	LB Ray Lewis* ++ ~	26	13
1997	LB Peter Boulware*	4	4
1998	CB Duane Starks*	10	
1999	CB Chris McAlister*	10	3
2000	RB Jamal Lewis*=	5	1
2000	WR Travis Taylor	10	
2001	TE Todd Heap*	31	2
2002	S Ed Reed* +	24	9
2003	OLB Terrell Suggs* +	10	6
2003	QB Kyle Boller	19	
2005	WR Mark Clayton*	22	
2006	DT Haloti Ngata*	12	5
2007	G Ben Grubbs*	29	2
2008	QB Joe Flacco^ ~	18	
2009	T Michael Oher*	23	
2011	CB Jimmy Smith	27	
2013	S Matt Elam	32	
2014	LB C.J. Mosley*	17	2
2015	WR Breshad Perriman	26	
2016	T Ronnie Stanley	6	
2017	CB Marlon Humphrey	16	

* All-Rookie Team ^ Rookie of the Year (*NFL.com* Fan Vote)
 ~ Super Bowl MVP + Defensive Player of the Year Awards
 = Offensive Player of the Year Award

HOMEGROWN PRO BOWLERS

Year Drafted (Rd.)	Name	Pro Bowls
1996 (1st)	LB Ray Lewis	13
1996 (1st)	T Jonathan Ogden	11
2002 (1st)	S Ed Reed	9
2003 (1st)	OLB Terrell Suggs	6
2007 (3rd)	G Marshal Yanda	6
2006 (1st)	DT Haloti Ngata	5
1997 (1st)	OLB Peter Boulware	4
1999 (1st)	CB Chris McAlister	3
2008 (2nd)	RB Ray Rice	3
2015 (RFA)	LS Morgan Cox #	2
2001 (1st)	TE Todd Heap	2
1996 (5th)	WR/RS Jermaine Lewis	2
2007 (4th)	FB Le'Ron McClain	2
2014 (1st)	LB C.J. Mosley	2
2000 (6th)	OLB Adalius Thomas	2
2012 (RFA)	K Justin Tucker #	2
2007 (1st)	G Ben Grubbs	1
2013 (4th)	FB Kyle Juszczyk	1
2006 (6th)	P Sam Koch	1
2000 (1st)	RB Jamal Lewis	1
2002 (RFA)	LB Bart Scott #	1

Undrafted rookie free agent **Bold** indicates 2016 Pro Bowler



**HOMEGROWN
RAVENS PRO BOWL
PLAYERS**



**RAVENS
DRAFT PICKS
To Earn Pro Bowls**



**RAVENS
ROOKIE FREE AGENTS
To Earn Pro Bowls**

"Really, Ozzie is an ambassador for the NFL, period. I think about three 'C's' when I think about Ozzie: classy, consistency and championships. That's what I think about. We're all chasing Ozzie Newsome, man. He doesn't talk about it, but go in his office, he's got skins on the wall. He doesn't have to talk about it. His resume says it all for him." – Jerry Reese, Giants GM



OZZIE NEWSOME / PERSONNEL NOTES

AN ELITE CLUB

The Baltimore Ravens have won two Super Bowl titles during their 21-year history, capturing the Lombardi Trophy in 2000 and 2012. Baltimore is just one of four NFL franchises to win multiple World Championships since 2000.



MOST SUPER BOWL CHAMPIONSHIPS (Since 2000 Season)

Titles	Team	Seasons
5	New England Patriots	2001, '03-04, '14, '16
2	Baltimore Ravens	2000, '12
2	New York Giants	2007, '11
2	Pittsburgh Steelers	2005, '08

CONSISTENT CONTENDERS

The Baltimore Ravens have earned 10 playoff berths in their history (2014, 2012, 2011, 2010, 2009, 2008, 2006, 2003, 2001, 2000). Baltimore's 10 berths from 2000-16 rank fourth in the AFC and tie (Philadelphia) for sixth overall in the NFL.

MOST NFL PLAYOFF BERTHS (2000-16 / Past 17 Full Seasons)

AFC	NFC
14 - New England	13 - Green Bay
13 - Indianapolis	11 - Seattle
11 - Pittsburgh	10 - Philadelphia
10 - Baltimore	8 - NY Giants

PLAYOFFS SINCE 2008

Baltimore is one of seven teams to earn a playoff berth six of the past nine seasons. In each of those respective playoff years, the Ravens won at least one playoff games.

MOST NFL PLAYOFF BERTHS/ 2008-16 / PAST NINE SEASONS

Berths	Team	Seasons
8	Green Bay Packers	2009-16
8	New England Patriots	2009-16
6	Baltimore Ravens	2008-12, 2014
6	Cincinnati Bengals	2009, 2011-15
6	Indianapolis Colts	2008-10, 2012-14
6	Pittsburgh Steelers	2008, 2010-11, 2014-16
6	Seattle Seahawks	2010, 2012-16

RAVENS "20/20" CLUB

The Ravens' "20/20 Club" includes members of the team's personnel staff who started with the Ravens as young assistants and grew into evaluators with more input. The term "20/20" refers to hiring 20-year-olds for \$20,000. But according to **Ozzie Newsome**: "The guys actually started when they were a little older than 20 and for more than \$20,000, but that's what we call them."

RAVENS "20/20 CLUB" GRADUATES / CURRENT SCOUTS

Name	Joined Ravens	Current Title
George Kokinis (Cle.)	1991	Senior Personnel Assistant
Eric DeCosta	1996	Assistant General Manager
Joe Hortiz	1998	Director of College Scouting
Chad Alexander	1999	Asst. Dir. of Pro Personnel
Mark Azevedo	2005	Northeast Area Scout
David Blackburn	2007	West Area Scout
Andrew Raphael	2013	Southeast Area Scout
Brandon Berning	2015	Midwest/SW Area Scout

UNDRAFTED GEMS

Undrafted rookie free agents **LB Bam Bradley**, **CB Jaylen Hill**, **FB/DL Patrick Ricard** made the Ravens' 2017 Week 1 roster. Their statuses marked the 14th-straight season a RFA has made Baltimore's roster, tying for the NFL's second-longest active streak.

CONSECUTIVE SEASONS W/ ROOKIE FA ON WEEK 1 ROSTER (Current NFL Streaks)

Rk.	Team	Seasons
1.	Indianapolis Colts	18
2.	Baltimore Ravens	14
	Denver, New England	14

ROOKIE FREE AGENTS

The Ravens have a history of unearthing rookie free agent gems. On their Week 11 roster, Baltimore has 13 players who entered the NFL as RFAs. Of those, nine were originally signed by the Ravens.

ORIGINAL RAVENS ROOKIE FA SIGNINGS / WEEK 11 ROSTER

2010: LS Morgan Cox	2016: G/C Matt Skura
2012: K Justin Tucker	2017: CB Jaylen Hill
2014: T James Hurst	2017: FB/DL Patrick Ricard
2016: LB Patrick Onwuasor	2017: G Maurice Shaker
2016: DT Michael Pierce	

RAVENS SUCCESS ACROSS THE DRAFT BOARD

- 1st** → Jonathan Ogden ('96), Ray Lewis ('96), Peter Boulware ('97), Chris McAlister ('99), Jamal Lewis ('00), Todd Heap ('01), Ed Reed ('02), Terrell Suggs ('03), Haloti Ngata ('06), Joe Flacco ('08), Jimmy Smith ('11), C.J. Mosley ('14), Ronnie Stanley ('16)
- 2nd** → Jamie Sharper ('97), Ray Rice ('08), Torrey Smith ('11), Courtney Upshaw ('12), Kelechi Osemele ('12), Timmy Jernigan ('14)
- 3rd** → Casey Rabach ('01), Marshal Yanda ('07), Lardarius Webb ('09), Brandon Williams ('13), Crockett Gillmore ('14)
- 4th** → Edwin Mulitalo ('99), Jarret Johnson ('03), Le'Ron McClain ('07), Dennis Pitta ('10), Kyle Juszczyk ('13), Alex Lewis ('16), Tavon Young ('16)
- 5th** → Jermaine Lewis ('96), Dawan Landry ('06), Arthur Jones ('10), Pernell McPhee ('11), Rick Wagner ('13), John Urschel ('14)
- 6th** → Adalius Thomas ('00), Chester Taylor ('02), Sam Koch ('06), Haruki Nakamura ('08), Tyrod Taylor ('11)
- 7th** → DeAngelo Tyson ('12), Michael Campanaro ('14)
- RFA** → Mike Flynn ('97), Priest Holmes ('97), Will Demps ('02), Bart Scott ('02), Ma'ake Kemoeatu ('02), Jameel McClain ('08), Dannell Ellerbe ('09), Morgan Cox ('10), Justin Tucker ('12), Zach Orr ('14), Michael Pierce ('16)



IRONMEN & TURNOVER NOTES

NFL IRONMEN

Among active NFL players, Ravens **P Sam Koch** (185) & **CB Brandon Carr** (153) each rank third and second at their respective positions for current streaks of most consecutive games played.

CONSECUTIVE GAMES PLAYED / CURRENT NFL STREAKS

PUNTERS		CORNERBACKS	
1. Shane Lechler (Hou.)	247	1. William Gay (Pit.)	169
2. Donnie Jones (Phi.)	201	2. Brandon Carr (Bal.)	153
3. Sam Koch (Bal.)	185	3. Patrick Peterson (Ari.)	105
4. Brett Kern (Ten.)	153	Richard Sherman (Sea.)	105
5. Jon Ryan (Sea.)	152	5. Justin Bethel (Ari.)	89

CARR IS THE IRON HORSE

Ravens **CB Brandon Carr's** 153-consecutive starts rank as the NFL's longest active streak among defensive players, and it stands fifth overall among all NFL position players.

NFL CONSECUTIVE GAMES STARTED / CURRENT STREAKS

Rk.	Player	Games
1.	Eli Manning (NYG)	208
2.	Philip Rivers (LAC)	185
3.	Jason Witten (Dal.)	172
4.	Donald Penn (Oak.)	165
5.	Brandon Carr (Bal.)	153*
6.	Andy Levitre (Atl.)	137
7.	Glover Quin (Det.)	125

* longest streak among NFL defenders

RAVENS IRONMEN

RAVENS CONSECUTIVE GAMES PLAYED / CURRENT STREAKS

Rk.	Player	Games
1.	Sam Koch	185
2.	Justin Tucker	89
3.	Anthony Levine Sr.	73

RAVENS CONSECUTIVE GAMES PLAYED / ALL-TIME STREAKS

Rk.	Player	Games	Years
1.	Sam Koch	185	2006-present
2.	Jarret Johnson	129	2003-11
3.	Joe Flacco	122	2008-2015
4.	Peter Boulware	111	1997-2003
5.	Matt Stover	110	2002-08

BALTIMORE RAVENS MOST ALL-TIME GAMES PLAYED

Rk.	Player	Games	Years
1.	Ray Lewis	228	1996-2012
2.	Matt Stover	207	1996-2008
3.	Terrell Suggs	206	2003-present
4.	Sam Koch	185	2006-present
5.	Jonathan Ogden	177	1996-2007
6.	Ed Reed	160	2002-12
7.	Joe Flacco	147	2008-present
8.	Marshal Yanda	146	2007-present
9.	Jarret Johnson	143	2003-11
10.	Chris McAlister	135	1999-2008
	Haloti Ngata	135	2006-14
12.	Kelly Gregg	134	2001-10
13.	Mike Flynn	133	1998-2007
	Todd Heap	133	2001-10

TURNOVER MARGIN SINCE 2008

Rk.	Team	Take-Aways	Give-Aways	Turnover Diff.
1.	New England	272	149	+123
2.	Green Bay	272	170	+102
3.	Kansas City	244	201	+43
4.	Seattle	247	206	+41
5.	Atlanta	239	205	+34
6.	Baltimore*	250	217	+33
	San Francisco	239	206	+33
8.	Carolina	269	238	+31

* Ravens (+4) rank No. 10 in the NFL in 2017.

2017 TURNOVER DIFFERENTIAL

- Entering Week 11, the Ravens' +4 turnover ratio ranks 10th in the NFL.
- Baltimore's 18 total take-aways (13 INTs & 5 FRs) rank No. 2 in the NFL (tied with Buffalo, Detroit & Jacksonville).
- The Ravens' 13 interceptions rank No. 1 in the NFL entering Week 11. (Rams are second with 12.)
- After registering a +4 turnover ratio in Week 1 at Cincinnati, the Ravens followed up that performance with a +3 outing vs. Cleveland. (Both performances yielded wins.)
- In each of those games, Baltimore produced 5 take-aways, marking the first time in franchise history the Ravens have boasted back-to-back games forcing 5 turnovers.

TURNOVER TABLE SINCE 2000

Year	TA/TO	Plus/Minus	Record
2017	18/14	+4	4-5
2016	28/23	+5	8-8
2015	14/28	-14	5-11
2014	22/20	+2	10-6
2013	24/29	-5	8-8
2012	25/16	+9	10-6
2011	26/24	+2	12-4
2010	27/20	+7	12-4
2009	32/22	+10	9-7
2008	34/21	+13	11-5
2007	23/40	-17	5-11
2006	40/23	+17	13-3
2005	26/36	-10	6-10
2004	34/23	+11	9-7
2003	41/38	+3	10-6
2002	31/32	-1	7-9
2001	28/36	-8	10-6
2000	49/26	+23	12-4
Total	522/471	+51	161-120

RAVENS ARE...

Since 2000, here are the Ravens' records in a game:

- When turnover ratio is +2 or better 72-5
- When turnover ratio is +1 or better 104-16
- When turnover ratio is even 29-21
- When turnover ratio is negative 27-81

Note: Since 2000, the Ravens own a 72-5 record when posting at least a +2 turnover margin in a game, with the only losses coming in 2010 (23-20 OT at NE), 2012 (24-23 at Phi.), 2014 (34-33 vs. SD) and twice in 2016 (27-23 at NYG & 30-23 at NE).



THAT M&T MAGIC



AT HOME UNDER HARBAUGH

Under **John Harbaugh** (since 2008) the Ravens own the NFL's third-best home winning percentage (.737), going 56-20 at M&T Bank Stadium.

NFL'S BEST REGULAR SEASON HOME RECORDS (John Harbaugh Era / Since 2008)

Rk.	Team	Record	Pct.
1.	New England Patriots	65-12	.844
2.	Green Bay Packers	58-18-1	.760
3.	Baltimore Ravens	56-20	.737
4.	Pittsburgh Steelers	54-21	.720
5.	Seattle Seahawks	52-24	.684

RAVENS DOMINATE AT HOME

Simply put, the Ravens have been dominant at home since the day they arrived in Baltimore. Below are the Ravens' respective home records and corresponding NFL rankings during several periods.

RAVENS HOME RECORDS / NFL RANKINGS

Time Period (Milestone)	Record	NFL Rank
Since 2010 (Past Eight Seasons)	44-16	4
Since 2008 (John Harbaugh's Arrival)	56-20	3
Since 2000 (First Super Bowl Season)	102-38	2
Since 1998 (M&T Bank Stadium Opened)	110-46	3
Since 1996 (Team's Inception)	117-54-1	5

AT HOME, RAVENS ARE...

- Under **John Harbaugh**, the Ravens are 15-2 in September home games. The Ravens have won 18 of their past 20 home games in the month of September.
- Under Harbaugh, the Ravens are 17-3 in November home games, producing the NFL's best record. The Ravens have won 15 of their past 17 home games during the month and went 3-0 in 2016.
- The Ravens are 14-7 at home in the month of December under Harbaugh and 34-15 in such games during their history.
- Under coach Harbaugh, the Ravens are 21-8 in home games played against AFC North foes.
- Baltimore has won 16 of its last 21 home games vs. AFC North foes.
- Baltimore has won 18 of its last 22 home games vs. NFC teams.
- The Ravens are 12-3 at home all time against teams from the *West Coast* (Oak. – 5-1, SD – 3-1, SF – 2-0 and Sea. – 2-1).
- In the Ravens' history, Baltimore has hosted 17 games when the temperature was below 40 degrees. Impressively, the Ravens are 15-2 in these contests, winning 15 of the past 16.

TOP "D" AT HOME

Baltimore has permitted an NFL-best 16.4 ppg at home during the **John Harbaugh** Era. Under "Harbs," the Ravens are 29-0 at home when allowing 10 points or fewer. In 18 of those games, the Ravens gave up no more than 7 points.

FEWEST POINTS/GAME ALLOWED AT HOME (Since 2008)

Rk.	Team	PPG
1.	Baltimore	16.4
2.	Seattle	17.6
3.	Pittsburgh	17.8

RAVENS DEFENSE AT HOME (SINCE 2008)



16.4
Points Per Game Allowed
(NFL's Fewest)



73.8
Opponent Passer Rating
(NFL's Best)



297.8
Yards Per Game Allowed
(NFL's Second Fewest)

M&T BANK STADIUM FAST FACTS

✓ *Dating back to 2008, the Ravens have outscored opponents 1,871 to 1,244 at home. In their 56 wins during this span, the margin of victory has been a strong 14.1 points per game.*

✓ *In 2017, the Ravens boast the NFL's No. 4 scoring defense at home, allowing just 15.8 points per game.*

QUITE THE HOME HISTORY

The Ravens' "D" has been stout at home for many seasons. Since 2003, Baltimore ranks first in fewest points allowed per game (16.3) among home teams. The Ravens have also registered the top mark in terms of fewest yards allowed per game (291.8).

BEST NFL DEFENSES AT HOME / SINCE 2003

TOTAL DEFENSE (Fewest Yards Allowed)	POINTS PER GAME (Fewest Allowed)
1. Baltimore 291.8	1. Baltimore 16.3
2. Pittsburgh 294.3	2. New England 17.2
3. NY Jets 304.3	3. Seattle 17.4
INTERCEPTIONS (Most in NFL)	SACKS (Most in NFL)
1. Baltimore 146	1. Minnesota 322
2. Green Bay 145	2. Baltimore 312
3. Cincinnati 144	3. LA Rams 303
4. New England 143	Seattle 303



ALL-TIME RESULTS / TRENDS

RAVENS ALL-TIME RECORDS

	<u>Overall Record</u>	<u>Home</u>	<u>Away</u>
Overall	185-159-1	117-54-1	68-105
In M&T Bank Stadium (since 1998)	110-46	110-46	n/a
Coached by Ted Marchibroda	16-31-1	11-12-1	5-19
Coached by Brian Billick	80-64	50-22	30-42
Coached by John Harbaugh	89-64	56-20	33-44
vs. AFC Teams	144-123	91-48	53-75
vs. AFC North	54-39	33-14	21-25
vs. AFC Central (1996-2001)	26-28	13-14	13-14
vs. AFC East	22-21	16-5	6-16
vs. AFC South	15-17	10-5	5-12
vs. AFC West	23-18	15-7	8-11
vs. NFC Teams	46-37-1	31-9-1	15-28
vs. NFC North	6-8	5-2	1-6
vs. NFC Central (1996-2001)	3-5	3-1	0-4
vs. NFC East	13-9-1	8-2-1	5-7
vs. NFC South	10-6	5-3	5-3
vs. NFC West	14-9	10-1	4-8
On Monday Night Football - ABC/ESPN	11-11	4-2	7-9
On NBC/ESPN - Sunday Night or Thursday Night	16-13	12-5	4-8
On NFL Network	6-2	4-0	2-2
In Overtime	12-11-1	7-4-1	5-7
Ravens Shutout Wins	12-0	6-0	6-0
In Season Openers	10-11	7-4	4-7
Indoors	6-15	n/a	6-15
Note: Baltimore has played in Houston's Reliant/NRG Stadium five times (3-2), Indy's Lucas Oil Stadium twice (0-2) and Dallas' Texas Stadium once (1-0). Three of those games at Reliant Stadium (12/13/10, 10/21/12 & 12/21/14) came when the roof was closed, meaning those games were "indoors," while the other games listed are considered "outdoors" due to open roofs.			
In August	0-1	0-1	0-0
In September	45-29	29-7	16-22
In October	35-49	19-19	16-30
In November	53-38-1	32-12-1	21-26
In December	47-38	34-15	13-23
In January	5-4	3-0	2-4

RAVENS RESULTS WHEN...

<u>Team</u>	<u>Since 2000</u>	<u>Since 2008</u>	<u>2017</u>
Record	161-120	89-64	4-5
vs. AFC North (since 2002)	54-39	36-21	2-1
vs. AFC	122-90	68-47	4-3
vs. NFC	39-30	21-17	0-2
Home	102-38	56-20	2-2
Away	59-82	33-44	2-3
On grass	71-63	33-27	3-4
Artificial turf	90-57	56-37	1-1
Outdoors	156-108	83-56	4-4
Indoors	5-12	4-7	0-1
September	37-22	22-11	2-1
October	32-38	16-22	2-3
November	48-26	28-12	0-1
December	39-31	20-17	0-0
January	5-3	3-2	0-0
Leading at halftime	125-23	70-17	4-0
Trailing at halftime	27-84	14-42	0-5
Tied at halftime	9-13	5-5	0-0
Tied after 3 quarters	3-6	1-2	0-0
Leading After 3 quarters	136-16	78-14	4-0
Trailing after 3 quarters	23-97	10-51	0-5
Decided by 7 points or less	68-65	37-41	0-2
Decided by 3 points or less	39-37	23-23	0-2
When scoring first	112-35	66-20	4-1
When not scoring first	50-85	23-44	0-4
Positive or even turnover ratio	134-38	70-26	4-1
Negative turnover ratio	27-82	19-38	0-4
Winning penalty ratio	73-47	42-21	3-2
Losing penalty ratio	76-63	39-35	1-3
Overtime	9-9	6-6	0-1
When returning a KOR for a TD	5-3	5-2	0-1
When returning a PR for a TD	8-3	4-1	0-1

<u>Offense</u>	<u>Since 2000</u>	<u>Since 2008</u>	<u>2017</u>
Scoring 20 or more points	123-41	72-26	4-2
Scoring 30 or more points	54-6	34-4	2-0
Having 20 or more first downs	70-44	48-25	1-1
Totaling 350 or more net yards	72-37	47-22	1-0
At least 35 minutes time of poss.	39-7	19-5	0-0
Rushing for 150 or more yards	53-13	28-5	2-0
When not throwing an INT	88-20	50-13	2-1
With a 100-yard rusher	52-20	24-7	1-0
Without a 100-yard rusher	109-100	65-57	3-5
With a 100-yard receiver	36-22	23-15	1-0
Without a 100-yard receiver	125-98	66-49	3-5
With a 300-yard passer	21-18	18-13	0-0
Without a 300-yard passer	140-102	71-51	4-5
<u>Defense</u>	<u>Since 2000</u>	<u>Since 2008</u>	<u>2017</u>
When scoring a defensive TD	40-7	18-5	2-0
When returning an INT for a TD	32-3	14-2	1-0
When returning a fumble for a TD	8-4	4-3	1-0
Recording 3 or more sacks	88-36	42-22	4-2
Holding opp. under 250 net yards	48-6	32-6	3-0
Holding opp. under 21 points	128-35	72-14	4-0
Holding opp. under 15 points	102-15	54-6	3-0
Allowing a 100-yard rusher	17-27	10-16	0-3
Not allowing a 100-yard rusher	143-94	79-48	4-2
Allowing a 100-yard receiver	32-38	15-22	0-0
Not allowing a 100-yard receiver	130-81	74-42	4-5
Allowing a 300-yard passer	22-24	14-16	0-0
Not allowing a 300-yard passer	138-96	75-48	4-5



TERRELL SUGGS NOTES



55 SUGGS
15TH SEASON
6 PRO BOWLS
2011 NFL DPOY
6-3, 265
OUTSIDE LINEBACKER

SUGGS SIZZLES

OLB Terrell Suggs, the 2011 Defensive Player of the Year and Ravens' all-time sacks leader (120.0), tallied 2 sacks and 1 FF in Week 1's win at Cincy, and for the season, owns 5.5 QB drops entering Week 11 at Green Bay. "Sizzle" also ranks No. 2 in career Ravens tackles (883).

RAVENS ALL-TIME SACKS			RAVENS ALL-TIME TACKLES		
Rk.	Player (Years)	Sacks	Rk.	Player (Years)	Tackles
1.	Terrell Suggs (2003-17)	120.0	1.	Ray Lewis (1996-2012)	2,643
2.	Peter Boulware (1997-2005)	70.0	2.	Terrell Suggs (2003-17)	883
3.	Michael McCrary (1997-2002)	51.0	3.	Kelly Gregg (2001-10)	721
4.	Ray Lewis (1996-2012)	41.5	4.	Ed Reed (2002-12)	661
5.	Adalius Thomas (2000-06)	38.5	5.	Haloti Ngata (2006-14)	528

"Man, he's a Hall of Famer to me. The guy is ridiculous. I have the utmost respect for him. I loved him when he was in college. I love watching him play in the NFL. He's one of the best to ever do it." – Derek Carr, Raiders QB

SUGGS' STANDINGS

SUGGS' CAREER SACKS (Most vs. a Single Team)

1. Cleveland Browns18
2. Pittsburgh Steelers.... 14.5
3. Cincinnati Bengals 12.5
4. Miami Dolphins 8.5

Note: Including playoffs, Suggs has totaled 19.5 sacks vs. Pittsburgh.

RAVENS SACKS LEADERS (2017 Season)

1. Terrell Suggs 5.5
2. Matthew Judon 3
3. Tyus Bowser 2
- Tony Jefferson..... 2
- Anthony Levine Sr..... 2
- Lardarius Webb 2

RAVENS SACKS LEADERS (Single-Season Records)

1. Elvis Dumervil (2014)..... 17
2. Peter Boulware (2001) 15
3. Michael McCrary (1998).. 14.5
4. Terrell Suggs (2011) 14
5. Trevor Pryce (2006)..... 13
6. Terrell Suggs (2014, 2003).. 12

RAVENS FORCED FUMBLES (Career Leaders)

1. Terrell Suggs 34
2. Ray Lewis 20
3. Adalius Thomas 17
4. Peter Boulware 13
5. Ed Reed..... 11
6. Jarret Johnson 9

ACTIVE NFL SACK LEADERS

OLB Terrell Suggs' 120 career sacks rank third among active players, as do his 854 yards lost. Suggs had a team-, career- and AFC-high 14 sacks in 2011. He posted 10 QB drops during the 2013 campaign, 12 in 2014, 8 in 2016 and has 5.5 so far in 2017.

NFL SACKS LEADERS / ACTIVE PLAYERS

Rk.	Player	Sacks	Yards
1.	Julius Peppers (Car.)	151.0	902.5
2.	Dwight Freeney (Sea.)	125.5	953.5
3.	Terrell Suggs (Bal.)	120.0	854.0
4.	Elvis Dumervil (SF)	103.5	675.5
5.	Tamba Hali (KC)	89.5	591.5
6.	Cameron Wake (Mia.)	87.5	553.0
7.	James Harrison (Pit.)	82.5	526.5
8.	Von Miller (Den.)	81.5	513.0
9.	J.J. Watt (Hou.)	76.0	519.0
10.	Clay Matthews (GB)	75.0	481.5

A PLAYOFF PERFORMER

OLB Terrell Suggs has posted 12.5 sacks in the playoffs, producing a mark that ranks third in all-time NFL postseason history.

NFL POSTSEASON SACKS LEADERS / ALL TIME

Rk.	Player	Sacks	Yards
1.	Willie McGinest	16.0	113.5
2.	Bruce Smith	14.5	109.5
3.	Terrell Suggs	12.5	79.0

SUGGS SURPASSES 200

MOST REGULAR SEASON GAMES PLAYED / ACTIVE DEFENDERS

Rk.	Player (Year Entered NFL)	Games
1.	DE Julius Peppers (2002)	243
2.	CB Terence Newman (2003)	214
3.	OLB Terrell Suggs (2003)	206

SUGGS FAST FACTS

- ✓ The Ravens are 69-29 all time when Suggs records at least a half-sack.
- ✓ Baltimore is 18-1 when he tallies 2-or-more sacks.
- ✓ The Ravens are 5-0 when he posts 3 sacks.
- ✓ Suggs is the only active NFL player to post 800 tackles, 100 sacks & 30 FFs.



120
CAREER SACKS
 (Most by a Raven)

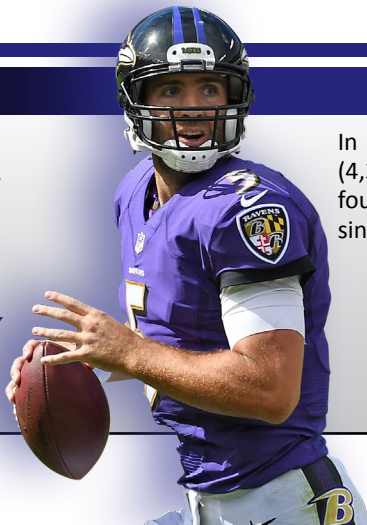


854
SACK YARDS
 (Most by a Raven)



34
FUMBLES FORCED
 (Most by a Raven)

JOE FLACCO NOTES



THE FRANCHISE QUARTERBACK

5 FLACCO

10TH SEASON

SUPER BOWL XLVII MVP

6-6, 245

QUARTERBACK

In 2016, QB Joe Flacco set a Ravens' single-season franchise record for passing yards (4,317), which also ranked as the NFL's seventh most (second in the AFC). Flacco now owns four of the Top 5 passing yards campaigns in team history. In 2016, he also set Baltimore's single-season completions record (436), breaking his previous record (362 in 2013).

RAVENS CAREER PASSING LEADERS

Rk.	Player	G	Att	Cmp	Pct	Yards	TDs	INTs	Rate
1.	Joe Flacco	147	5,033	3,102	61.6	34,190	190	127	83.8
2.	Kyle Boller	53	1,311	746	56.9	7,846	45	44	71.9
3.	V. Testaverde	29	1,019	596	58.5	7,148	51	34	82.8

PLAYOFF PERFECTION

Super Bowl XLVII MVP QB Joe Flacco was masterful during the Ravens' 2012 playoff run, completing 73 of 126 passes for 1,140 yards, 11 TDs and 0 INTs to produce a 117.2 passer rating. Flacco joined Hall of Fame QB Joe Montana (1989) as the only players to produce 11 TDs and 0 INTs during an NFL postseason.

JOE FLACCO STATISTICS / 2012 PLAYOFFS

Game (Opp./Rd.)	Cmp-Att	Pct.	Yards	TDs	INTs	Rate
1/06/13 vs. Ind. (WC)	12-23	52.2	282	2	0	125.6
1/12/13 at Den. (Div.)	18-34	52.9	331	3	0	116.2
1/20/13 at NE (AFC)	21-36	58.3	240	3	0	106.3
2/03/13 at SF (SB)	22-33	66.6	287	3	0	124.2
Totals (Record: 4-0)	73-126	57.9	1,140	11	0	117.2

FLACCO POSTSEASON QUICK HITS

- ✓ Flacco, Joe Montana (1989) and Kurt Warner (2008) are the only QBs in NFL history to throw 11 TDs in a single postseason. Neither Flacco nor Montana threw an INT.
- ✓ In the Ravens' last 10 playoff games (since the 2010 season), Flacco is 196-of-327 for 2,563 yards, 24 TDs and 4 INTs (104.1 rating). He has led the Ravens to a 7-3 record in these contests.
- ✓ In Baltimore's last six playoff games (5-1 record), Flacco has thrown 17 TDs and 2 INTs. Completing 119 of 200 passes for 1,691 yards, he owns a magnificent 111.1 QB rating.
- ✓ Flacco has thrown at least 2 TDs in eight-straight playoff games, marking the longest streak in NFL postseason history.

QUARTERBACK WINS

MOST TOTAL WINS BY QBs

(Includes Playoffs / Since 2008)

Rk.	Player	Record
1.	Tom Brady	115-36
2.	Aaron Rodgers	103-54
3.	Ben Roethlisberger	99-51
4.	Joe Flacco	97-65
5.	Drew Brees	96-63

MOST REGULAR SEASON WINS BY QBs

(First SEVEN Seasons / NFL History)

Rk.	Player	Wins
1.	Joe Flacco (2008-14)	72
2.	Tom Brady (2000-06)	70
3.	Ben Roethlisberger (2004-10)	69

MOST REGULAR SEASON WINS BY QBs

(First EIGHT Seasons / NFL History)

Rk.	Player	Wins
1.	Tom Brady (2000-07)	86
2.	Ben Roethlisberger (2004-11)	80
3.	Peyton Manning (1998-2005)	80
4.	Jim Kelly (1986-93)	76
5.	Joe Flacco (2008-15)	75

MOST REGULAR SEASON WINS BY QBs

(First NINE Seasons / NFL History)

Rk.	Player	Wins
1.	Peyton Manning (1998-2006)	92
2.	Tom Brady (2000-08)	87
	Ben Roethlisberger (2004-12)	87
4.	Matt Ryan (2008-16)	85
5.	Joe Flacco (2008-16)	83
	Jim Kelly (1986-94)	83

QB PLAYOFF VICTORIES

PLAYOFF WINS (ACTIVE QBs / SINCE 2008)

1.	Tom Brady	11
2.	Joe Flacco	10
3.	Aaron Rodgers	9
4.	Ben Roethlisberger	8
	Russell Wilson	8

ROAD PLAYOFF WINS (By QBs / NFL HISTORY)

1.	Joe Flacco	7
2.	E. Manning, A. Rodgers	5
	B. Roethlisberger	5
5.	L. Dawson, J. Delhomme	4
	M. Sanchez, R. Staubach	4

QB/HC DUOS

MOST REGULAR SEASON STARTS BY A QUARTERBACK / ENTIRE CAREER WITH SAME HEAD COACH (NFL History)

Rk.	Quarterback/Head Coach (Years)	Starts
1.	Tom Brady/Bill Belichick (2001-present)	244
2.	Terry Bradshaw/Chuck Knoll (1970-83)	158
3.	Joe Flacco/John Harbaugh (2008-present)	147



JOE FLACCO NOTES

JOE'S RAVENS PASSING RECORDS

300-YARD PASSING GAMES (Ravens Single Seasons)

Rk.	Player (Year)	Games
1.	Joe Flacco (2015)	5
	Joe Flacco (2014)	5
	Joe Flacco (2012)	5
	Vinny Testaverde (1996)	5
4.	Joe Flacco (2016, 2011)	4

300-YARD PASSING GAMES (Ravens Career History)

Rk.	Player (Year)	Games
1.	Joe Flacco (2008-16)	30
2.	V. Testaverde (1996-97)	8
3.	Steve McNair (2006-07)	2
	Jeff Blake (2002)	2
	Eric Zeier (1996-97)	2

MOST PASSES WITHOUT AN INT (Ravens History)

Rk.	Player (Year)	Passes
1.	Joe Flacco (2016)	176
2.	Eric Zeier (1997-98)	175
3.	Steve McNair (2006)	162
4.	Joe Flacco (2010)	137
5.	Joe Flacco (2014, 2012)	126

MORE RAVENS RECORDS

RAVENS SINGLE-GAME PASSING YARDS

Yards	Player	(Opp./Date)
429	Vinny Testaverde	vs. STL, 10/27/96
389	Joe Flacco	at STL, 9/25/11
385	Joe Flacco	at Min., 10/18/09
384	Joe Flacco	at Oak., 9/20/15
382	Joe Flacco	vs. NE, 9/23/12

RAVENS SINGLE-SEASON PASSING YARDS

Rk.	Player (Year)	Cmp-Att	Pct.	Yards	TD	INT	Rate
1.	Joe Flacco ('16)	436-672	64.9	4,317	20	15	83.5
2.	V. Testaverde ('96)	325-549	59.2	4,177	33	19	88.7
3.	Joe Flacco ('14)	344-554	62.0	3,986	27	12	91.0
4.	Joe Flacco ('13)	362-614	59.0	3,912	19	22	73.1
5.	Joe Flacco ('12)	317-531	59.7	3,817	22	10	87.7

QUARTERBACK IRONMAN

Prior to his knee injury in 2015, QB Joe Flacco made 122-straight regular season starts, the sixth-longest streak in NFL history.

MOST CONSECUTIVE STARTS / QUARTERBACKS / NFL HISTORY

Rk.	Player (Years)	Games
1.	Brett Favre (1992-2010)	297
2.	Peyton Manning (1998-2011)	208
3.	Eli Manning (2004-present)	208
4.	Philip Rivers (2006-present)	185
5.	Matt Ryan (2009-present)	124
6.	Joe Flacco (2008-15)	122

RAVENS RECORD & FLACCO...

With 300 passing yards	18-12	vs. AFC North	34-20
With 3-or-more TD passes	13-3	vs. AFC	66-44
When not throwing an INT	50-14	vs. NFC	21-16
With at least 4 comps. 25+ yards	9-4	In September	22-11
With at least a 100 QB rating	38-6	In October	16-22
With at least a 110 QB rating	22-3	In November	27-12
When not sacked	17-6	In December/January	22-15
Playing in < 40 degree weather	10-6	In season's final four games	20-12

4,317 2016 Passing Yards
Seventh in NFL,
Second in AFC

23,984 Passing Yards
Since 2011,
10th in NFL

GAME-WINNING DRIVES: 26 (24 REGULAR SEASON & 2 PLAYOFFS)

GAME-WINNING DRIVES IN FOURTH QUARTER OR OVERTIME (26 TOTAL)

Date/Opp.	Drive Length	Scoring Play	Time Left	Score
11/02/08 at Cle.	5 plays, 59 yards in 1:54	Stover 22-yard field goal	5:36	30-27
01/10/09 at Ten. (Div.)	9 plays, 51 yards in 3:30	Stover 43-yard field goal	0:53	13-10
09/13/09 vs. KC	8 plays, 74 yards in 3:15	Clayton 31-yard pass from Flacco	2:06	38-24
11/29/09 vs. Pit.	6 plays, 17 yards in 3:23	Cundiff 29-yard field goal	6:42 (OT)	20-17
09/26/10 vs. Cle.	10 plays, 69 yards in 5:41	Boldin 27-yard pass from Flacco	9:13	21-17
10/03/10 at Pit.	4 plays, 40 yards in 0:36	Houshmandzadeh 18-yard pass from Flacco	0:32	17-14
10/24/10 vs. Buf.	4 plays, 9 yards in 1:58	Cundiff 38-yard field goal	10:54 (OT)	37-34
12/19/10 vs. NO	5 plays, 66 yards in 1:31	Cundiff 32-yard field goal	10:03	27-24 (30-24 final)
10/30/11 vs. Ari.	5 plays, 37 yards in 0:52	Cundiff 25-yard field goal	0:00	30-27
11/06/11 at Pit.	13 plays, 92 yards in 2:16	T. Smith 26-yard pass from Flacco	0:08	23-20
11/24/11 vs. SF	16 plays, 76 yards in 7:34	Pitta 8-yard pass from Flacco	14:56	13-6 (16-6 final)
09/23/12 vs. NE	7 plays, 70 yards in 1:55	Tucker 27-yard field goal	0:00	31-30
11/04/12 at Cle.	9 plays, 81 yards in 4:22	T. Smith 19-yard pass from Flacco	4:26	22-15 (25-15 final)
11/25/12 at SD	12 plays, 40 yards in 3:09	Tucker 38-yard field goal	0:00	13-13
	12 plays, 69 yards in 3:49	Tucker 38-yard field goal	1:07 (OT)	16-13
01/12/13 at Den. (Div.)	3 plays, 77 yards in :38	J. Jones 70-yard pass from Flacco	0:31	35-35
	6 plays, 16 yards in 2:33	Tucker 47-yard field goal	13:18 (2OT)	38-35
10/06/13 at Mia.	7 plays, 34 yards in 2:25	Tucker 44-yard field goal	1:42	26-23
11/10/13 vs. Cin.	8 plays, 28 yards in 4:34	Tucker 46-yard field goal	5:27 (OT)	20-17
12/08/13 vs. Min.	5 plays, 80 yards in 0:41	M. Brown 9-yard pass from Flacco	0:04	29-26
12/16/13 at Det.	7 plays, 24 yards in 1:43	Tucker 61-yard field goal	0:38	18-16
09/21/14 at Cle.	6 plays, 37 yards in 1:58	Tucker 32-yard field goal	0:00	23-21
12/28/14 vs. Cle.	2 plays, 69 yards in :50	T. Smith 16-yard pass from Flacco	7:33	13-10 (20-10 final)
10/01/15 at Pit.	7 plays, 45 yards in :58	J. Tucker 42-yard field goal	0:03	20-20
	8 plays, 32 yards in 4:33	J. Tucker 52-yard field goal	5:08 (OT)	23-20
11/01/15 vs. SD	9 plays, 59 yards in 2:27	J. Tucker 39-yard field goal	0:00	29-26
11/22/15 vs. STL	5 plays, 12 yards in :54	J. Tucker 47-yard field goal	0:00	16-13
09/18/16 at Cle.	5 plays, 27 yards in 2:35	J. Tucker 49-yard field goal	11:19	22-20 (25-20 final)
09/25/16 at Jax.	8 plays, 22 yards in 1:57	J. Tucker 54-yard field goal	1:02	19-17



C.J. MOSLEY NOTES

MOSLEY MANS THE MIDDLE

NFL DEFENDERS W/ 400 TACKLES, 5 INTS & 5 SACKS / SINCE 2014

Player (Team)	Tackles	INTs	Sacks
Luke Kuechly (Car.)	444	9	6.0
C.J. Mosley (Bal.)	413	8	8.0
Telvin Smith (Jax.)	416	6	6.5

57 MOSLEY

4TH SEASON

2 PRO BOWLS

6-2, 250

INSIDE LINEBACKER



C.J.'s STOPS

LB C.J. Mosley, Baltimore's 2014 first-round draft pick and a two-time Pro Bowler, has produced the NFL's seventh-most total tackles (413) over the past four seasons.

NFL'S TACKLE LEADERS (Since 2014)

Rk.	Player (Team)	Tackles
1.	Bobby Wagner (Sea.)	468
2.	Luke Kuechly (Car.)	444
3.	Lavonte David (TB)	431
4.	Preston Brown (Buf.)	430
5.	K.J. Wright (Sea.)	421
6.	Telvin Smith (Jax.)	416
7.	C.J. Mosley (Bal.)	413
8.	Lawrence Timmons (Mia.)	406
9.	Demario Davis (NYJ)	385
10.	Karlos Dansby (Ari.)	366

MOSLEY: A TACKLE MACHINE

Two-time Pro Bowler LB C.J. Mosley ranks fifth in the NFL in total tackles (76) entering Week 11. He has also tallied 8 TFL, 2 INTs (1 for a 63-yard TD), 1 sack, 1 FF and 1 FR.

NFL'S TACKLES LEADERS / 2017 SEASON

Rk.	Player	Total Tackles	Solo
1.	Zach Brown (Was.)	96	62
2.	Bobby Wagner (Sea.)	83	62
3.	Demario Davis (NYJ)	82	60
4.	Wesley Woodyard (Ten.)	78	53
5.	C.J. Mosley (Bal.)	76	57

MOSLEY QUICK HITS

- ✓ In 2016, Mosley tallied 92 stops, 5 TFL, 4 INTs, 8 PD and 1 FF, earning the second Pro Bowl honor of his career.
- ✓ Mosley was the NFL's only player with at least 125 tackles, 3 sacks and 2 INTs in 2014, when he finished second to DT Aaron Donald in the 2014 NFL Defensive Rookie of the Year voting.
- ✓ Mosley (2014), Daryl Smith (2013) & Ray Lewis (1998, 1999, 2000 & 2001) are the only Raven defenders to register at least 115 tackles, 3 sacks and 2 INTs in a single season.
- ✓ Mosley is the first-ever Ravens rookie to earn Pro Bowl honors (2014).

413

Total Tackles
NFL's 7th Most
Since 2014

76

Total Tackles
Ravens Most
in 2017 (5th in NFL)

1

2017 NFL Defender
w/ 75 tackles, 2 INTs
& 1 sack (Mosley)

2

Pro Bowls
for Mosley in Just
Three Full Seasons

'BACKER THEFTS

LB C.J. Mosley has produced the NFL's second-most INTs by an LB (8) since Mosley entered the NFL in 2014. Mosley has 2 thefts in 2017, including a 63-yard pick-6 in Week 8 vs. the Dolphins.

INTS / NFL LINEBACKERS (Since 2014)

1.	Luke Kuechly (Car.)	9
2.	C.J. Mosley (Bal.)	8
3.	Thomas Davis (Car.)	7
	Jordan Hicks (Phi.)	7
	Ryan Shazier (Pit.)	7
6.	Two Players	6

INTS / NFL LINEBACKERS (2016 Season)

1.	Jordan Hicks (Phi.)	5
2.	C.J. Mosley (Bal.)	4
3.	Zachary Orr (Bal.)	3
	Thomas Davis (Car.)	3
	Deion Jones (Atl.)	3
	Ryan Shazier (Pit.)	3

INTS / RAVENS LINEBACKERS (Single-Season History)

1.	Ray Lewis (2003)	6
2.	C.J. Mosley (2016)	4
3.	Zachary Orr (2016)	3
	Ray Lewis (3 times)	3
	Daryl Smith (2013)	3



MIKE WALLACE NOTES

17 WALLACE

9TH SEASON

1 PRO BOWL

6-0, 200

WIDE RECEIVER



"You bring him here to an organization like the Ravens – the culture here, the toughness, the kind of guys we have in our locker room and just the men of character we have throughout the building – I think he has thrived in that environment."

– Bobby Engram, Ravens WRs Coach

CLUB 95

In 2016's win vs. Pittsburgh, WR Mike Wallace became the third player in NFL history to post 2 TD catches of 95-or-more yards when he produced the longest offensive play in Ravens regular season history with a 95-yard catch and sprint.

PLAYERS WITH TWO CAREER 95-PLUS-YARD TOUCHDOWN RECEPTIONS / NFL HISTORY

Player	Lengths/Years
John Taylor (SF)	95 in 1989 & 97 in 1991
Gus Tinsley (Chi.)	97 in 1937 & 98 in 1938
Mike Wallace (Pit./Bal.)	95 in both 2011 & 2016

LONG BALL LOVE

50-YARD RECEPTIONS (Since 2016)

1. Mike Wallace* 7
 2. Marquise Goodwin . . 6
 3. A.J. Green/T.Y. Hilton . 5
- * 5 in 2016 / 2 in 2017

50-YARD RECEPTIONS (Since 2009)

1. DeSean Jackson 36
 2. Mike Wallace 25
 3. Jordy Nelson 22
- A.J. Green 22

TWO OF A KIND

WR Mike Wallace and Rob Gronkowski are the only active NFL players to produce at least 50 receiving TDs and sport a 15.0 ypc average. (Wallace has an impressive 55 TDs, including 2 in 2017, & a 15.0 average.)

ACTIVE PLAYERS WITH 50 RECEIVING TOUCHDOWNS & A 15.0 YARDS-PER-CATCH AVERAGE

Player	Rec.	Yards	Avg.	LG	TDs
Mike Wallace (Bal.)	506	7,591	15.0	95t	55
Rob Gronkowski (NE)	443	6,678	15.1	76t	73

WALLACE QUICK HITS

- ✓ In Week 5's 30-17 win at Oakland, Wallace set a Ravens' single-game receiving yards-per-catch average (44.3) when he posted 133 yards on 3 receptions. On the day, Wallace reeled in 27-, 54-, 52-yard bombs from QB Joe Flacco.
- ✓ In 2016, Wallace tallied a team-high 1,017 receiving yards and 4 TDs on 72 receptions, posting the third 1K campaign of his career.
- ✓ Wallace's 95-yard TD catch and run on 11/6 vs. Pittsburgh is the longest offensive play in Ravens regular season history and was the NFL's second-longest play from scrimmage in 2016.



Catches of 50+ Yards
NFL's Most Since 2016



YPC Avg.
Ninth Among Active Players



Catches of 50+ Yards
Second Among Active Players Since 2009



Receptions
Ravens' Second Most in 2016



Catches of 25+ Yards
Seventh (Tied) Among Active Players Since 2009



Receiving Yards
Ravens' Team High in 2016

RAVENS LONGEST PLAYS

LONGEST OFFENSIVE PLAYS / RAVENS HISTORY

Yards	Players Involved	Game
95t	Joe Flacco to Mike Wallace	11/6/16 vs. Pit.
92	Eric Zeier to Derrick Alexander	12/7/97 vs. Sea.
87t	Steve McNair to Mark Clayton	12/10/06 at KC

RAVENS CATCHES OF 50+ YARDS

2016 NFL SEASON

Team	50+ Yd. Rec.
Miami	11
New England	8
San Diego	8
Washington	8
Baltimore, Atlanta	7

RAVENS SINGLE SEASONS

Year	50+ Yd. Rec.
1998	8
1999	8
2016	7
2013	6
1996, 2010	5



MARSHAL YANDA & BRANDON WILLIAMS NOTES


73 YANDA

11TH SEASON

6 PRO BOWLS

6-3, 305

GUARD



STANDING GUARD

G Marshal Yanda, who in Week 2 sustained an ankle injury and will miss the remainder of the season on Injured Reserve, owns six-career Pro Bowls, which ties (**OLB Terrell Suggs**) for fourth in Ravens history. Yanda's six-straight All-Star nods also rank as the NFL's second-longest active streak among linemen (first by guards).

MOST PRO BOWLS (Ravens History)

LB Ray Lewis	13
T Jonathan Ogden	11
S Ed Reed	9
OLB Terrell Suggs	6
G Marshal Yanda	6

CONSECUTIVE PRO BOWLS Active NFL Streaks by O-Linemen

T Joe Thomas (Cle.)	10
G Marshal Yanda (Bal.)	6
T Trent Williams (Was.)	5
T Tyron Smith (Dal.)	4

"Of the many traits that have marked Yanda as a great player over the years, one is his ability to shift positions without losing effectiveness. That versatility is a product of his intelligence and his underappreciated athleticism. He's also a straight-up tough dude, much like Terrell Suggs on the other side of the ball. Only the elite of the elite guards earn serious Hall of Fame consideration. Yanda belongs in that realm."

– Childs Walker, *The Baltimore Sun*

PERENNIAL PRO BOWLER

The 2016 campaign marked the sixth-consecutive Pro Bowl invite for **G Marshal Yanda**. The 11-year veteran has played in 146 games (135 starts) during his career, ranking as the second-most games played among offensive linemen in Ravens history (Jonathan Ogden – 177). Prior to the 2015 campaign, Ravens' season ticket holders voted Yanda as one of the Top 10 players in the franchise's 20-year existence.

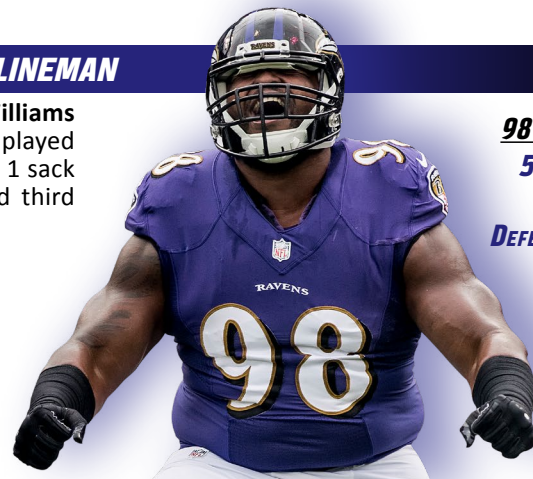
MOST PRO BOWLS / ACTIVE NFL OFFENSIVE LINEMEN

Rk.	Player (Team)	Pro Bowls
1.	T Joe Thomas (Cle.)	10
2.	T Jason Peters (Phi.)	9
3.	C Nick Mangold (FA)	7
4.	G Marshal Yanda (Bal.)	6
	G Jahri Evans (GB)	6

A DOMINANT D-LINEMAN

Named a second alternate to the Pro Bowl in 2016, **DT Brandon Williams** continued to emerge as one of the NFL's best linemen. Williams played perhaps his best game in Week 7 at NYJ when he racked up 8 tackles, 1 sack and 1 blocked FG attempt. Impressively, his 51 total tackles ranked third among all NFL nose tackles, while his 34 solo stops were second.

98 WILLIAMS
5TH SEASON
6-1, 340
DEFENSIVE TACKLE



TOTAL TACKLES / NFL NTS (2016 Season)

1. Damon Harrison (NYG) . . . 86
2. Danny Shelton (Cle.) . . . 59
3. **Brandon Williams (Bal.) . . 51**
4. Sylvester Williams (Den.) . . 29
5. Mike Purcell (SF) 26

SOLO TACKLES /NFL NTS (2016 Season)

1. Damon Harrison (NYG) . . . 55
2. **Brandon Williams (Bal.) . . 34**
3. Danny Shelton (Cle.) . . . 32
4. Sylvester Williams (Den.) . . 20
5. Two Players 17

RAVENS' RUN "D" WITH WILLIAMS

- ✓ Since Williams became a starter in 2014, Baltimore has allowed just 3.85 rushing yards per carry, ranking fourth in the NFL.
- ✓ In 2016, the Ravens' run defense ranked No. 5 in the league, permitting 89.4 yards per game. Baltimore allowed 74 rushing first downs, ranking as the NFL's second fewest.



TACKLES FOR LOSS
Most Among NFL NTS
from 2014-16



TOTAL TACKLES
Second Among NFL NTS
from 2014-16



CARR, JEFFERSON & WOODHEAD NOTES



23 JEFFERSON
5TH SEASON
5-11, 215
SAFETY

DROPPIN' FOR LOSS

In 2016, **S Tony Jefferson's** 13 tackles for loss led all NFL defensive backs. The 13 TFL rank as the NFL's most by a DB in a season since the stat began being tracked in 2008. Since 2015, Jefferson leads the NFL in TFL by a DB, with 22 such stops.

MOST TACKLES FOR LOSS / NFL DEFENSIVE BACKS / SINCE 2015

Rk.	Player	Tackles for Loss
1.	Tony Jefferson (Bal.)	22
2.	Reshad Jones (Mia.)	17
	Tyrann Mathieu (Ari.)	17
4.	Kenny Vaccaro (NO)	16

"No disrespect to any of the guys I've played with, but it's nice not to have to explain why I do certain things or why I'm doing this in this coverage. From Day One, [Jefferson] already had a feel for how I play and how to work off me. ... It frees me up a lot more mentally. I don't have to tell him after each play why I did this or, before the snap, say, 'Let's do this.' He already knows. That is just light years ahead of most guys I've played with. I've loved every guy I've played with, but he's just on another level."

– Eric Weddle, Ravens Safety



5
TACKLES FOR LOSS
Fourth Most (tied) Among
NFL Safeties in 2017



22
TACKLES FOR LOSS
Most Among NFL
Safeties since 2015



209
TOTAL TACKLES
10th Among NFL
Safeties since 2015

JEFFERSON MAKES HIS MARK

MOST SINGLE-SEASON TACKLES FOR LOSS / NFL DBs / SINCE 2008

Rk.	Player	Year	Tackles for Loss
1.	Tony Jefferson (Ari.)	2016	13
2.	Antoine Winfield (Min.)	2008	12
3.	Six Players	n/a	11



39 WOODHEAD
9TH SEASON
5-8, 204
RUNNING BACK
(CURRENTLY ON IR)

Since he entered the NFL in 2009, RB **Danny Woodhead** is one of four players (Jamaal Charles, Matt Forte & Darren Sproles) to produce at least 15 rushing TDs and 15 receiving TDs. (He has 15 rushing and 17 receiving scores in his career.)

SINCE 2009 / NFL PLAYERS WITH AT LEAST 15 RUSHING & 15 RECEIVING TOUCHDOWNS

- ✓ **Danny Woodhead**
- ✓ Jamaal Charles
- ✓ Matt Forte
- ✓ Darren Sproles



24 CARR
10TH SEASON
6-0, 210
CORNERBACK

CARR'S PICKS RANK NO. 1

RAVENS INTERCEPTIONS (2017 Season)

Rk.	Player	INTs
1.	Brandon Carr	3
	Eric Weddle	3
3.	C.J. Mosley	2
	Jimmy Smith	2
	Lardarius Webb	2

NFL INTERCEPTIONS (2017 Season)

Rk.	Team	INTs
1.	Baltimore Ravens	13
2.	Los Angeles Rams	12
3.	Buffalo Bills	11
	Detroit Lions	11
	Jacksonville, Philly	11

Quick Hit: CB Brandon Carr's 7 PD rank second on the team in 2017.



SAM KOCH NOTES

SOARING WITH SAM

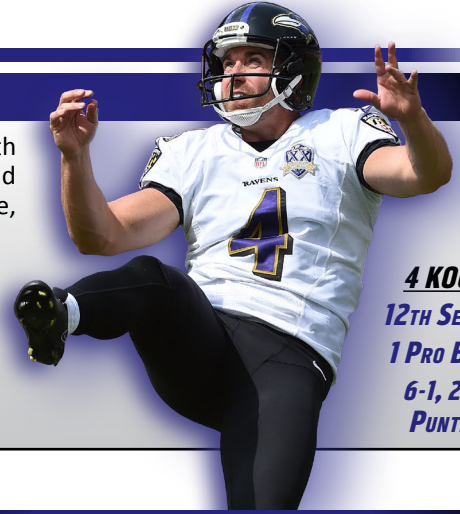
Pro Bowl P **Sam Koch** owns a 45.3 career gross average and 39.5 career net, both marks that rank first in Ravens history. In 2014, Koch posted a career-high and Ravens franchise-record 47.4-yard gross average and a 43.3-yard net average, shattering his previous personal bests.

CAREER GROSS PUNTING AVG. (Ravens History)

Rk.	Player	Avg.
1.	Sam Koch	45.3
2.	Greg Montgomery	43.2
3.	Dave Zastudil	41.6

CAREER NET PUNTING AVG. (Ravens History)

Rk.	Player	Avg.
1.	Sam Koch	39.5
2.	Greg Montgomery	37.2
3.	Kyle Richardson	35.4



4 KOCH
12TH SEASON
1 PRO BOWL
6-1, 222
PUNTER

“He’s a unique punter. He’s changing the way the game is going to be played. It’s remarkable to me that more have not necessarily followed the lead. Perhaps that’s an indication of how difficult it is to do what he’s doing, because you don’t see much of it – even from the highly-skilled professionals that we see on a weekly basis.”

– Jerry Rosburg, Ravens Special Teams Coordinator

PINNING ‘EM DEEP

Dating back to 2006, when he entered the NFL, **P Sam Koch**’s 336 punts inside the 20 rank second in the NFL.

NFL PUNTS INSIDE THE 20 / SINCE 2006

Rk.	Player	In 20
1.	Dustin Colquitt (KC)	382
2.	Sam Koch (Bal.)	336
3.	Shane Lechler (Hou.)	319
4.	Donnie Jones (Phi.)	315
	Andy Lee (Car.)	315

SAM IN THE 20

P Sam Koch is the Ravens’ all-time leader in punts inside the 20 (currently has 336 during his career). In 2010, he posted a career-high 39 boots inside the 20, which were the NFL’s second most and tie for 11th best all time in league history. In 2016, Koch’s 37 punts inside the 20 ranked third (tied) in the NFL.

PUNTS INSIDE THE 20 (Ravens History)

Rk.	Player	In 20
1.	Sam Koch	336
2.	Kyle Richardson	128
3.	Dave Zastudil	89
4.	Greg Montgomery	47

PUNTS INSIDE THE 20 (2016 NFL Season)

Rk.	Player (Team)	In 20
1.	Johnny Hekker (LAR)	51
2.	Dustin Colquitt (KC)	38
3.	Sam Koch (Bal.)	37
	Bryan Anger (TB)	37



In his 10th season (2015), **P Sam Koch** was finally named to his first Pro Bowl, as the standout punter’s net average (42.9) ranked No. 2 in the NFL, while his gross average (46.7) was ninth. Koch also dominated the league in 2014, producing the No. 1 net (43.3) and No. 3 gross (47.4) averages.

PRO BOWL PUNTER

NOTE THE QUOTE

ESPN.com’s Kevin Seifert on Sam Koch’s arsenal of punts:

“Some are designed to hook toward the sideline with maximum hang time. Others use an intentionally low trajectory to aid coverage teams. He has a knuckler and one kick that drops, from the returner’s perspective, roughly in the shape of the letter “S.” He’s debuted a “boomerang” punt that does just what you would imagine it might. Most, but not all, of these punts are intended to discourage a clean catch and minimize the return.

“It’s not unusual for NFL punters to develop a “changeup” of sorts, but no one has ever had multiple options at the ready. ... The NFL changes every day, but there are only a few moments in each generation when it transforms. This is one of them. In plain sight, Sam Koch and the Ravens have introduced a new way to punt.”

RAVENS IRONMAN

RAVENS CONSECUTIVE GAMES PLAYED / ALL-TIME STREAKS

Rk.	Player	Games	Years
1.	Sam Koch	185	2006-present
2.	Jarret Johnson	129	2003-11
3.	Joe Flacco	122	2008-2015

BALTIMORE RAVENS MOST ALL-TIME GAMES PLAYED

Rk.	Player	Games	Years
1.	Ray Lewis	228	1996-2012
2.	Matt Stover	207	1996-2008
3.	Terrell Suggs	206	2003-present
4.	Sam Koch	185	2006-present
	Jonathan Ogden	177	1996-2007



Punts In 20
NFL’s Fourth Most
Since 2014



Net Punt Average
NFL’s Fifth Best
Since 2014



Gross Punt Average
NFL’s 10th Best
Since 2014



JUSTIN TUCKER NOTES

TUCKER AN ALL-TIME BEST

K Justin Tucker is the NFL's second-most accurate kicker of all time, hitting on 185 of 207 FGAs to produce an 89.4 success rate. In 2016, he connected on 38 of 39 FGAs (lone miss was a block), posting the fifth-best pct. (97.4) in NFL single-season history.

BEST CAREER FIELD GOAL PERCENTAGE (NFL History / Min. 100 Att.)

Rk.	Player	FGM-FGA	Pct.
1.	Dan Bailey	178-198	89.9
2.	Justin Tucker	185-207	89.4
3.	Kai Forbath	106-120	88.3
4.	Steven Hauschka	208-238	87.4
5.	Stephen Gostkowski	325-373	87.1



9 TUCKER
6TH SEASON
2 PRO BOWLS
6-1, 183
KICKER

*"We've got the best kicker in the league. There's no doubt about it. It's great to have a kicker with ice in his veins."
– Terrell Suggs, Ravens OLB*

TUCKER'S CAREER STATS

Year	1-19	20-29	30-39	40-49	50+	Total	Pct.	LG	PAT	Pts
2012	0-0	8-8	8-8	10-13	4-4	30-33	90.9	56	42-42	132
2013	0-0	10-10	12-13	10-11	6-7	38-41	92.7	61	26-26	140
2014	0-0	10-10	11-11	4-4	4-9	29-34	85.3	55	42-42	129
2015	0-0	10-10	9-9	10-11	4-10	33-40	82.5	52	29-29	128
2016	0-0	4-4	10-11	14-14	10-10	38-39	97.4	57	27-27	141
2017	0-0	6-6	2-2	6-7	3-5	17-20	85.0	57	17-17	68
Totals	0-0	48-48	52-54	54-60	31-45	185-207	89.4	61	183-183	738



FGs Made
NFL's Most
Since 2012



Points Scored
NFL's Second
Most Since 2012



Career FG Pct.
Second-Best Mark
in NFL History



40-Plus-Yard FGs
NFL's Most
Since 2012



50-Plus-Yard FGs
NFL's Most
Since 2012

A TREMENDOUS 2016

In 2016, All-Pro **K Justin Tucker** connected on 38 of 39 FGAs (lone miss was a block), posting the fifth-best percentage in NFL single-season history. In addition to making 35-straight FGs at one point (tied for fifth-best streak ever), here are several facts about his remarkable season, which is arguably the best ever by a kicker:

- ✓ Tucker's 38 FGs made ranked No. 1 in the NFL. He was also 27-of-27 on PATs. An NFL single-season record 24 of Tucker's 38 FGs made in 2016 came from 40 yards or beyond.
- ✓ Tucker's 10 FGs of 50-plus yards are a Ravens' single-season record. They tie (Blair Walsh, 2012) for the most in NFL history. (Tucker was a perfect 10-for-10 from 50 yards and out during the 2016 season.)
- ✓ Tucker's 141 points ranked second in the league only behind Atlanta's Matt Bryant (158).
- ✓ In Week 12 vs. Cincy, Tucker became just the ninth kicker in league history to make 3 FGs of 50-plus yards in a single game (52, 57 & 54). He is also the first kicker in NFL history to make 3 FGs of 50-plus yards in the first half of a game. (These feats earned him AFC ST POW honors.)

BEST FG PERCENTAGE / NFL SINGLE-SEASON HISTORY

Rk.	Player (Team)	FGM-FGA	Pct.
1.	Gary Anderson (1998)	35-35	100.0
	Mike Vanderjagt (2003)	37-37	100.0
	Jeff Wilkins (2000)	17-17	100.0
	Tony Zendejas (1991)	17-17	100.0
5.	Justin Tucker (2016)	38-39	97.4

TUCKER TIDBITS

- ✓ *Since PATs were moved back in 2015, Tucker (73-of-73) and Dan Bailey (87-of-87) are the only kickers yet to miss.*
- ✓ *Tucker is a three-time AFC Player of the Month, which ties him with Ed Reed & Matt Stover for most in Ravens history. Tucker has also earned seven AFC Special Teams Player of the Week honors.*
- ✓ *Tucker's 6 FGs on 12/16/13 at Det. set a team record and a single-game NFL high in 2013. Against the Lions, he became the first NFL kicker ever to connect from the 20-, 30-, 40-, 50- & 60-yard range in a game.*
- ✓ *Tucker's 92.6 career FG% when kicking on grass (87-of-94) ranks as the NFL's best of all time. (The next best is Dan Bailey at 87.7%.)*
- ✓ *Tucker's 91.8 career FG% (90-of-98) in the second half/overtime ranks as the NFL's best second half/OT mark of all time.*



JUSTIN TUCKER & ERIC WEDDLE NOTES

TUCK'S CHART TALK

MOST FIELD GOALS MADE / SINCE 2012

Rk.	Player (Team)	FGM
1.	Justin Tucker (Bal.)	185
2.	Stephen Gostkowski (NE)	184
3.	Steven Hauschka (Buf.)	167
4.	Adam Vinatieri (Ind.)	161
5.	Matt Bryant (Atl.)	151

MOST NFL POINTS / SINCE 2012

Rk.	Player (Team)	Points
1.	Stephen Gostkowski (NE)	836
2.	Justin Tucker (Bal.)	738
3.	Steven Hauschka (Buf.)	720
4.	Adam Vinatieri (Ind.)	695
5.	Matt Bryant (Atl.)	678

CONSECUTIVE FIELD GOALS MADE (All-Time NFL Streaks)

Rk.	Kicker (Years)	FGs Made
1.	Adam Vinatieri (2015-16)	44
2.	Mike Vanderjagt (2002-04)	42
3.	Gary Anderson (1997-98)	40
4.	Matt Stover (2005-06)	36
5.	Justin Tucker (2015-16) Adam Vinatieri (2013-14)	35

BEST NFL FIELD GOAL PERCENTAGE (2016 Season)

Rk.	Player (Team)	FGM-FGA	Pct.
1.	Justin Tucker (Bal.)	38-39	97.4
2.	Matt Bryant (Atl.)	34-37	91.9
3.	Ryan Succop (Ten.)	22-24	91.7
4.	Steven Hauschka (Sea.)	33-37	89.2
5.	Cairo Santos (KC)	31-35	88.6
6.	Two Players	27-31	87.1

BEST FIELD GOAL PERCENTAGE / ROOKIES (NFL History)

Rk.	Player (Year)	FGM-FGA	Pct.
1.	Blair Walsh (2012)	35-38	92.1
2.	Justin Tucker (2012)	30-33	90.9
3.	Cody Parkey (2014)	32-36	88.9
	Alex Henery (2011)	24-27	88.9
5.	Chandler Catanzaro (2014)	29-33	87.9
6.	Dan Bailey (2011)	32-37	86.5

BEST FIELD GOAL PERCENTAGE (Ravens Single-Season History)

Rk.	Player (Year)	FGM-FGA	Pct.
1.	Justin Tucker (2016)	38-39	97.4
2.	Matt Stover (2006)	28-30	93.3
3.	Justin Tucker (2013)	38-41	92.7
4.	Justin Tucker (2012)	30-33	90.9
5.	Matt Stover (2004)	29-32	90.6

(min. 16 att.)

TUCKER'S GAME-WINNERS

12

Career game-winning FGs by K Justin Tucker:

- 2016: Week 3 at Jax., 53 yards
- 2016: Week 2 at Cle., 49 yards
- 2015: Week 11 vs. STL, 47 yards
- 2015: Week 8 vs. SD, 39 yards
- 2015: Week 4 at Pit., 52 yards OT
- 2014: Week 3 at Cle., 32 yards
- 2013: Week 15 at Det., 61 yards
- 2013: Week 10 vs. Cin., 46 yards OT
- 2013: Week 5 at Mia., 44 yards
- 2012: Div. at Den., 47 yards 2OT
- 2012: Week 12 at SD, 38 yards OT
- 2012: Week 3 vs. NE, 27 yards

"He's very valuable. I'm a Justin Tucker guy, along with Morgan [Cox, snapper] and Sam [Koch, holder]. It's a team effort in there with the protection, and those guys do a good job. But when it's all said and done, the kicker is key. He's the guy that's going to knock it through the uprights, and there's nobody better than Justin Tucker."

— John Harbaugh, Ravens Head Coach

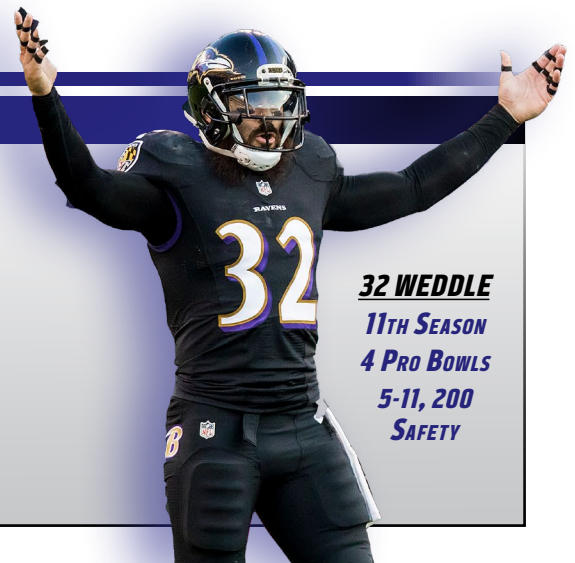
THE SECONDARY'S SERGEANT

S Eric Weddle's 26-career INTs rank fourth among active safeties. In his first year (2016) as a Raven, he earned Pro Bowl honors by producing a team-high 4 picks (tied, C.J. Mosley) and 89 tackles. The four-time NFL All-Star has already posted 3 INTs this season, tying CB Brandon Carr for the team lead.

NFL INTERCEPTIONS LEADERS / ACTIVE NFL SAFETIES

Rk.	Player (Team)	INTs	Yards	TDs
1.	DeAngelo Hall (Was.)	43	838	5
2.	Reggie Nelson (Oak.)	35	483	1
3.	Mike Adams (Car.)	27	326	2
4.	Eric Weddle (Bal.)	26	406	3
5.	Jairus Byrd (Car.)	25	468	2
	Earl Thomas (Sea.)	25	392	2

32 WEDDLE
11TH SEASON
4 PRO BOWLS
5-11, 200
SAFETY



INTERCEPTIONS LEADERS / SAFETIES / SINCE 2016

Rk.	Player (Team)	INTs	Yards
1.	Micah Hyde (Buf.)	8	75
2.	Eric Weddle (Bal.)	7	116
3.	Kevin Byard (Ten.)	6	100
	Ha Ha Clinton-Dix (GB)	6	78
	Landon Collins (NYG)	6	93
	Quintin Demps (Chi.)	6	54



Active NFL Safety (Weddle) w/ 900 tackles, 25 INTs & 5 sacks



Active NFL Safeties (Weddle, D. Hall & R. Nelson) w/ 20 INTs & 80 PD



Team-Leading INTs in 2017 tied w/ Brandon Carr



RAVENS IN OUR COMMUNITY

PLAYWORKS MARYLAND SOIRÉE FOR PLAY

Ravens charitable partner Playworks Maryland hosted its annual Soirée for Play event at the American Visionary Arts Museum in downtown Baltimore on November 2. The event featured dinner, raffles and several favorite childhood games like four square for attendees to play throughout the evening. **DT Carl Davis** spoke to the audience about the importance of recess and physical exercise to him as a child, while accepting the Partner in Play Award on behalf of the Ravens organization. The award recognizes outstanding organizations that contribute to the Playworks' mission of promoting physical fitness and teamwork to youth on the playground. Now in their fourth year of partnership with Playworks Maryland, the Ravens continue to support this goal through the team's PLAY 60 and Hometown Huddle initiatives. Together, the two organizations have partnered to serve over 40,000 youth in the Baltimore community to date.



SOUTHWEST TRADING PLACES

DT Brandon Williams and **S Tony Jefferson** surprised travelers at Baltimore/Washington International Thurgood Marshall Airport on Oct. 30. The two Ravens players shocked fans when they greeted and took photos with them as they waited to board their flights. Both players filled the airport with laughter when they traded places with Southwest Airlines employees to scan boarding passes and announce upcoming flights. After all passengers had boarded their flight, the players then headed to the runway to load luggage onto the plane. Trading Places is an annual event in which Ravens players work to brighten the days of fans by taking on ordinary jobs in the community.



CELEBRITY CORNHOLE CHALLENGE



On Monday, Oct. 30, local celebrities from the Baltimore community came together to compete in the Beltway Boards and Brews Celebrity Cornhole Tournament to benefit the Players Philanthropy Fund (PPF). **K Justin Tucker**, **DT Brandon Williams**, **CB Brandon Carr**, **DT Carl Davis**, **OLB Matthew Judon**, **DT Willie Henry** and **LS Morgan Cox** represented the Ravens during the event. Throughout the evening, PPF donors were paired with Baltimore celebrities for dinner, drinks and a bracket-style cornhole tournament. In total, 15 celebrities participated in the event, ranging from famous talk show personalities to professional athletes. Founded by former Ravens **K Matt Stover**, the Players Philanthropy Fund continues to offer athletes, entertainers and other philanthropists an opportunity to create a dedicated foundation that supports their charitable initiatives.



JOHN HARBAUGH MONDAY PRESS CONFERENCE: WEEK 11 AT PACKERS

Opening statement: “Good seeing everybody – appreciate you guys coming back. Everybody have a good weekend? Yes? Good? Watch a little football, watch a little lacrosse? No? I didn’t see you guys at [his daughter’s youth lacrosse] tournament. *(laughs)* I watched a little lacrosse and a little football. It was good. Guys are starting to trickle in and work out right now, getting in the training room. We’ll be practicing tomorrow; we’ll start installing for Green Bay tomorrow. We looked at the Bears game, mostly, today and are tying that into our game plans. We pretty much have our game plan together for tomorrow’s practice.”

What have been your impressions of Green Bay QB Brett Hundley now that he’s had a few starts replacing QB Aaron Rodgers? (Luke Jones) “He looks like he’s plugging right into the offense. I think that’s why it seems like they brought him along. He runs the Green Bay offense that they’ve been running for a number of years, and he’s running the offense in his way. He looks like he’s getting better every week.”

Looking around at this weekend’s games, does it reinforce your feeling that it’s all there for you if you do what you need to do? (Peter Schmuck) “It does. We understand that about the National Football League – it’s week-to-week. You have to find a way to win some games. There are going to be weeks that you’re not going to win, but you have to string together some wins at some point in time. That’s the difference between making the playoffs and not making the playoffs, winning your division or not. You have to string together a run of wins, and sometimes they don’t have to be pretty, as we all know here. You watch games yesterday, and you see the same thing: just find a way to win. There are different ways to do that from one week to the next, but that’s really where we’re at right now.”

How beneficial could the bye be, not only for the injured players, but for some of the guys that are battling through that could use an additional week off? (Jeff Zrebiec) “We’re hoping that’s the case. That’s what we need right now. We did have a tough travel stretch there around that [London] game. How much it affected us or not is hard to say. But, just as important, is this time right here to have a chance to get healthy. Is this the last bye week for teams?” *(Reporter: “Next week is the last week.”)* “So, one more set of teams has a bye. We’re almost as late as you can get, I guess. So, hopefully, it’ll pay off for us.”

Any update on RB Danny Woodhead? Do you expect him to be activated this week? (Jamison Hensley) “I don’t know for sure. He’s going to try to practice tomorrow. Throughout the week, we’ll have to see how he comes along during the week with practice and see what happens – it’s kind of hard to predict.”

Do players continue to rehab during the bye week, or do they rest up? (Todd Karpovich) “No, there were guys in rehab. That’s definitely part of it, through the bye week. Some guys went through the weekend and some guys didn’t, depending on what [head certified athletic trainer] Mark Smith needed. But, they do – they’re in rehab the whole week.”

Lambeau Field has a legendary aura about it. Is it known among coaches as a particularly tough place to play, or is that just because the Packers have been good for a long time? (Peter Schmuck) “I tend to think it’s probably the latter. They’ve been good; they’ve had good teams. They’ve had a great quarterback, and then before that, they’ve had a great quarterback. When have the Packers not had a great quarterback? [Don] Majkowski had a great season – remember? Is that in 1986 [or] ’87, when they were coming back? So, that seems like that’s the key there. They’ve had great teams, and they have a great fan base, too, of course. It’s been around a long time. It’s a pretty neat place to play. You walk down that narrow tunnel ... There’s some tradition to it. But, once the game starts it’s 100 yards long and 53-and-a-third yards wide. It’s football.”

You have watched and dealt with a lot of great kickers over your time. Is there something that K Justin Tucker does that maybe sets him apart from the other great kickers you have worked with? (Jamison Hensley) “We have been very fortunate to always have great kickers. To me, the key with the kickers that we have had is the consistency of their leg swing. It is being able to take all different variables out of it and replicate that swing time and time again – probably just like a good golf swing. Under pressure, in [bad] weather, even if the snap is not exactly right or if the timing is not exactly right ... The other thing that has been consistent is the operation. When you have a snap and a hold that is very consistent and very good, that makes the kicker a lot better, and sometimes that is an underrated part of it.”



You talk about the swing. I think with K Justin Tucker, the thing people talk about is the leg talent he has. Technically-wise, other than the leg swing, where does he rate for you? (Jamison Hensley) “That is great. Both of those things are right. The leg talent is phenomenal for Justin, for David Akers, probably the two best guys that I have had a chance to coach. The technical part of it is also at the highest level for both of those guys. Those are the two guys, to me, that put those two things together the best, and therefore, they were the most consistent over a long period of time.”

Bears head coach John Fox had a little bit of trouble on a replay challenge, where he challenged something and it ended up going against the Bears. Can you speak of the difficulty of knowing when to throw out the challenge flag and when not to? (Ed Lee) “That is kind of a broad question. Generally, with the replay challenge, the biggest thing is getting a look at it and knowing that you have the look that will overturn it. That is the key. Sometimes you are able to get that, sometimes you are not. On the road, it is way more difficult than it is at home to get that. By the same token, it is really what the TV cameras who are doing that game are able to get, because that is what the replay is based on. So, you can know you are right, but you can also say, ‘I don’t think they have a look at it’ and know you are not going to get it. Our basic rule is that if we don’t believe there is a good look at it, we are not going to throw the flag, unless it is a situation where we don’t have much to lose.”

Is it meaningful to you that you are 2-of-2 on challenges? (Ed Lee) “Is it meaningful to be 2-of-2 on challenges? Sure. Yes, we want to win everything. We aren’t trying to lose anything out there; we are trying to win. I will say this, though: There are other situations where you might throw the [challenge] flag just because it does not hurt you to throw the flag. It may be late in the game, you are going to take a timeout anyway, there is a little bit of a questionable call, and you might throw the flag instead of taking a timeout just in case you are going to see something that may make you want to challenge it if you are going to call the timeout anyway. Knowing that you really don’t have anything or you don’t have anything yet, you are hoping for something – that might be a situation where you lose, but you are willing to lose there because you were going to take the timeout anyway.”

You have not dwelled on injuries all year, but as you look forward here, do you feel like this is a good a situation as you have had health-wise, maybe since the first day of training camp, given all the training camp injuries. (Jeff Zrebiec) “I do feel that way. I could probably stand up here and give you the politically correct ‘coach speak’ and say nothing changes, but I’ll be honest with you: I’m excited. I’m excited for the fact that we have our offensive weapons back – the ones that are still with us. I feel like we are as full strength ... We are more full strength than we have been all year. We finally have a chance to be full strength, and that kind of goes back to your question about Danny [Woodhead]. I am excited about that. We need guys on the field. We need our guys out there making plays, and our guys want to be out there making plays. Yes, I am more excited now probably than any point in time all year in that way.”

OLB Terrell Suggs has always talked about how when he joined the Ravens, former S Ed Reed and former LB Ray Lewis were his idols. Do you think when it is all said and done for Suggs, he will be remembered along those ranks? (Jamison Hensley) “I do. That is a great question. I do think Terrell Suggs will be in the same hall, so to speak of ... Where will we put those pictures of those guys in the building with the renovation? I feel like Terrell will be in the same hall as Ray and Ed and the guys that came before that – Jonathan [Ogden], [Michael] McCrary, [Peter] Boulware off the top of my head. Those guys, he will be in that same group.”

Just another thing about OLB Terrell Suggs: When he shows up for team pictures with a mask on and all of that, do you think, “Oh, that’s just ‘Sizzle.’” Or, do you sometimes think, “This is a 35-year-old man!” (Jamison Hensley) (laughing) “I just know that we have the technology to [Photoshop] it out, to put his regular face in there, so I know we’re going to be OK with the team picture. It used to be back in the day, when I grew up, Bo Schembechler had the team picture ... He would run the team picture and get everybody organized, get them in the same spot, and they’d all listen to what he said. I kind of came in here and saw these guys the first year, and I stayed back and I let [senior vice president of public & community relations] Kevin [Byrne] handle it, and I’m out. (laughter) These guys have all the fun they want. But it never ceases to amaze me, his creativity. ‘Sizz’ makes me laugh every day, and it’s just fun. It’s just fun being around him. But you know, you don’t mind that when you’ve got a guy who is working so hard every day, and playing so hard. When your best players are your hardest-playing players, I think you have a chance. And to me, that’s how this football team is built right now.”



John, you've talked a little bit about being more excited with where the team is health-wise. Obviously, these next seven games, the whole stretch is critical. Do you like the way it lays out with where you are, who you are playing and feel good about that? (Peter Schmuck) "Yes, I do. In the National Football League, that stuff can be a little overstated, just because everybody is good. And so many times you'll see teams go in there expected to win big, and they get beat. Or teams that aren't expected, and they win. You just can't predict this league. I feel like every week we're going to go win. There's never a game where I don't feel like we're going to go in there and win. And it doesn't have to be close. That's just the way I always feel. You always understand what has to go right, or what you have to avoid, and the mistakes you have to manage. But, I never feel like we're not going to go in there and win, and if we play like we're supposed to, we're going to be running the clock out in the fourth quarter. And on a knee for the last two minutes – that's the plan. So, it's no different for the next seven games. That's how we feel; we're confident. We believe in our guys, and our players believe in themselves, and now let's go do it. It lays out in a way that we expect to get the job done."

John, there have been some weeks where you've had maybe one or two decisions to make with inactives, as you'd have five guys [injured]. When players see that you're almost at full strength, can that kind of effect the competition level at practice, because they know how tough some of those roster decisions are going to be an hour-and-a-half before Sunday's game? (Jeff Zrebiec) "It probably does. Most of the time, our guys, man, they always practice hard. I've never really seen anybody taking it for granted that they're going to be active or not. But I don't think you can minimize the fact that we've probably been mostly unhealthy scratches – there have been very few healthy scratches all year. [That's] probably pretty unusual. We have a lot more healthy scratches probably normally than we've had this year. So, if we're going to have a bunch of healthy scratches coming up, who are they going to be? It's going to come down to some decisions about who gives us the most on gameday, and some of that probably will be based on practice."

ALPHABETICAL ROSTER

As of Nov. 14

No.	Name	Pos.	Ht.	Wt.	Birthdate	Exp.	College	Hometown
37	Allen, Javorius	RB	6-0	222	8/27/91	3	Southern California	Miccosukee, FL
61	Bowanko, Luke	C/G	6-6	300	6/13/91	4	Virginia	Clifton, VA
54	Bowser, Tyus	OLB	6-3	240	5/23/95	R	Houston	Tyler, TX
86	Boyle, Nick	TE	6-4	270	2/17/93	3	Delaware	Sussex, NJ
12	Campanaro, Michael	WR/RS	5-9	191	1/25/91	4	Wake Forest	Clarksville, MD
26	Canady, Maurice	CB	6-1	193	5/26/94	2	Virginia	Richmond, VA
24	Carr, Brandon	CB	6-0	210	5/19/86	10	Grand Valley State	Flint, MI
36	Clark, Chuck	S	6-0	210	4/19/95	R	Virginia Tech	Suffolk, VA
34	Collins, Alex	RB	5-10	210	8/26/94	2	Arkansas	Ft. Lauderdale, FL
51	Correa, Kamalei	LB	6-3	241	4/27/94	2	Boise State	Honolulu, HI
46	Cox, Morgan	LS	6-4	235	4/26/86	8	Tennessee	Collierville, TN
94	Davis, Carl	DT	6-5	321	3/2/92	3	Iowa	Detroit, MI
70	Donnal, Andrew	G/T	6-6	310	3/3/92	3	Iowa	Monclova, OH
71	Eluemunor, Jermaine	G/T	6-4	338	12/13/94	R	Texas A&M	London, England
81	Escobar, Gavin	TE	6-6	260	2/3/91	5	San Diego State	Rancho Santa Margarita, CA
5	Flacco, Joe	QB	6-6	245	1/16/85	10	Delaware	Audubon, NJ
69	Henry, Willie	DT	6-3	308	3/20/94	2	Michigan	Cleveland, OH
43	Hill, Jaylen	CB	5-10	178	5/26/94	R	Jacksonville State	Marietta, GA
77	Howard, Austin	T	6-7	330	3/22/87	8	Northern Iowa	Davenport, IA
29	Humphrey, Marlon	CB	6-0	197	7/8/96	R	Alabama	Hoover, AL
74	Hurst, James	G/T	6-5	317	12/17/91	4	North Carolina	Plainfield, IN
23	Jefferson, Tony	S	5-11	215	1/27/92	5	Oklahoma	Chula Vista, CA
66	Jensen, Ryan	G/C	6-4	319	5/27/91	4	Colorado State-Pueblo	Fort Morgan, CO
58	Johnson, Steven	ILB	6-1	237	3/28/88	6	Kansas	Wallingford, PA
99	Judon, Matthew	OLB	6-3	263	8/15/92	2	Grand Valley State	West Bloomfield, MI
92	Kaufusi, Bronson	DE	6-6	285	7/6/91	2	BYU	Provo, UT
4	Koch, Sam	P	6-1	222	8/13/82	12	Nebraska	Seward, NE
41	Levine Sr., Anthony	DB/LB	5-11	209	3/27/87	6	Tennessee State	Winston-Salem, NC
18	Maclin, Jeremy	WR	6-0	198	5/11/88	9	Missouri	Kirkwood, MO
15	Mallett, Ryan	QB	6-6	250	6/5/88	7	Arkansas	Texarkana, TX
88	Mayle, Vince	TE/WR	6-2	247	6/12/91	2	Washington State	Sacramento, CA
10	Moore, Chris	WR/RS	6-1	204	6/16/93	2	Cincinnati	Tampa, FL
57	Mosley, C.J.	ILB	6-2	250	6/19/92	4	Alabama	Mobile, AL
48	Onwuasor, Patrick	ILB	6-0	227	8/22/92	2	Portland State	Inglewood, CA
11	Perriman, Breshad	WR	6-2	215	9/10/93	3	Central Florida	Lithonia, GA
97	Pierce, Michael	DT	6-0	340	11/6/92	2	Samford	Daphne, AL
42	Ricard, Patrick	DL/FB	6-3	304	5/27/94	R	Maine	Spencer, MA
76	Shakir, Maurquice	G	6-4	313	10/14/93	R	Middle Tennessee State	Los Angeles, CA
68	Skura, Matt	G/C	6-3	313	2/17/93	1	Duke	Columbus, OH
22	Smith, Jimmy	CB	6-2	210	7/26/88	7	Colorado	Colton, CA
90	Smith, Za'Darius	OLB	6-4	275	9/8/92	3	Kentucky	Greenville, AL
79	Stanley, Ronnie	T	6-6	320	3/18/94	2	Notre Dame	Las Vegas, NV
55	Suggs, Terrell	OLB	6-3	265	10/11/82	15	Arizona State	Chandler, AZ
9	Tucker, Justin	K	6-1	183	11/21/89	6	Texas	Austin, TX
17	Wallace, Mike	WR	6-0	200	8/1/86	9	Mississippi	New Orleans, LA
82	Watson, Benjamin	TE	6-3	251	12/18/80	14	Georgia	Rock Hill, SC
21	Webb, Lardarius	DB/RS	5-10	185	10/12/85	9	Nicholls State	Opelika, AL
32	Weddle, Eric	S	5-11	200	1/4/85	11	Utah	Alta Loma, CA
28	West, Terrance	RB	5-10	225	1/28/91	4	Towson	Baltimore, MD
98	Williams, Brandon	DT	6-1	340	2/21/89	5	Missouri Southern St.	Kirkwood, MO
87	Williams, Maxx	TE	6-4	257	4/12/94	3	Minnesota	Waconia, MN
56	Williams, Tim	OLB	6-3	260	11/12/93	R	Alabama	Baton Rouge, LA
93	Wormley, Chris	DE	6-5	300	10/25/93	R	Michigan	Toledo, OH

Practice Squad

16	Adeboyejo, Quincy	WR	6-3	197	5/26/95	R	Mississippi	Cedar Hill, TX
85	Bell, Kenny	WR	6-1	188	2/25/92	2	Nebraska	Boulder, CO
45	Crockett, John	RB	6-0	215	2/16/92	2	North Dakota State	Minneapolis, MN
59	Grigsby, Nicholas	LB	6-2	230	7/2/92	2	Pittsburgh	Trotwood, OH
38	Jean-Baptiste, Stanley	CB	6-3	218	4/12/90	3	Nebraska	Miami, FL
78	Joseph, Dieugot	T	6-6	300	3/21/94	R	Florida International	Orlando, FL
95	Lewis-Moore, Kapron	DT	6-4	315	1/24/90	4	Notre Dame	Weatherford, TX
62	Moore, Steven	T	6-6	303	9/28/93	R	California	Elk Grove, CA
44	Ortiz, Ricky	FB	6-0	233	4/15/94	R	Oregon State	Corona, CA
7	Woodrum, Josh	QB	6-3	231	11/7/92	1	Liberty	Roanoke, VA

Injured Reserve

35	Boykin, Brandon	CB	5-10	173	7/13/90	6	Georgia	Fayetteville, GA
53	Bradley, Bam	ILB	5-11	237	6/26/94	R	Pittsburgh	Trotwood, OH
30	Dixon, Kenneth	RB	5-10	223	1/21/94	2	Louisiana Tech	Strong, AR
80	Gillmore, Crockett	TE	6-6	266	11/16/91	4	Colorado State	Bushland, TX
60	Kublanow, Brandon	C	6-2	300	4/5/95	R	Georgia	Atlanta, GA
72	Lewis, Alex	G/T	6-6	315	4/21/92	2	Nebraska	Tempe, AZ
50	McClellan, Albert	LB	6-2	250	6/4/86	7	Marshall	Lakeland, FL
67	Nembot, Stephane	T	6-6	320	12/7/91	2	Colorado	Douala, Cameroon
65	Siragusa, Nico	G	6-4	320	5/10/94	R	San Diego State	San Diego, CA
96	Urban, Brent	DE	6-7	300	5/5/91	4	Virginia	Mississauga, ON, CAN
6	White, Tim	WR	5-10	181	7/15/94	R	Arizona State	Los Angeles, CA
39	Woodhead, Danny	RB	5-8	204	1/25/85	9	Chadron State	North Platte, NE
73	Yanda, Marshal	G/T	6-3	305	9/15/84	11	Iowa	Anamosa, IA
25	Young, Tavon	CB	5-9	177	3/14/94	2	Temple	Oxon Hill, MD



NUMERICAL ROSTER

As of Nov. 14

No.	Name	Pos.	Ht.	Wt.	Birthdate	Exp.	College	How Acq.	----- 2017 Games -----			
									P	S	DNP	INA
4	Sam Koch	P	6-1	222	8/13/82	12	Nebraska	D6a '06	9	0	0	0
5	Joe Flacco	QB	6-6	245	1/16/85	10	Delaware	D1 '08	9	9	0	0
9	Justin Tucker	K	6-1	183	11/21/89	6	Texas	FA '12	9	0	0	0
10	Chris Moore	WR/RS	6-1	204	6/16/93	2	Cincinnati	D4b '16	6	1	0	3
11	Breshad Perriman	WR	6-2	215	9/10/93	3	Central Florida	D1 '15	8	2	0	1
12	Michael Campanaro	WR/RS	5-9	191	1/25/91	4	Wake Forest	D7 '14	7	0	0	2
15	Ryan Mallett	QB	6-6	250	6/5/88	7	Arkansas	FA '15	2	0	7	0
17	Mike Wallace	WR	6-0	200	8/1/86	9	Mississippi	FA '16	8	7	0	1
18	Jeremy Maclin	WR	6-0	198	5/11/88	9	Missouri	FA '17	7	7	0	2
21	Lardarius Webb	DB/RS	5-10	185	10/12/85	9	Nicholls State	D3 '09	9	2	0	0
22	Jimmy Smith	CB	6-2	210	7/26/88	7	Colorado	D1 '11	9	9	0	0
23	Tony Jefferson	S	5-11	215	1/27/92	5	Oklahoma	UFA (ARI) '17	9	9	0	0
24	Brandon Carr	CB	6-0	210	5/19/86	10	Grand Valley State	UFA (DAL) '17	9	9	0	0
26	Maurice Canady	CB	6-1	193	5/26/94	2	Virginia	D6b '16	1	0	0	0
28	Terrance West	RB	5-10	225	1/28/91	4	Towson	FA '15	5	4	0	4
29	Marlon Humphrey	CB	6-0	197	7/8/96	R	Alabama	D1 '17	9	1	0	0
32	Eric Weddle	S	5-11	200	1/4/85	11	Utah	UFA (SD) '16	9	9	0	0
34	Alex Collins	RB	5-10	210	8/26/94	2	Arkansas	FA '17	8	5	0	0
36	Chuck Clark	S	6-0	210	4/19/95	R	Virginia Tech	D6 '17	8	0	0	1
37	Javorius Allen	RB	6-0	222	8/27/91	3	Southern California	D4b '15	9	0	0	0
41	Anthony Levine Sr.	DB/LB	5-11	209	3/27/87	6	Tennessee State	FA '12	9	0	0	0
42	Patrick Ricard	DL/FB	6-3	304	5/27/94	R	Maine	FA '17	9	0	0	0
43	Jaylen Hill	CB	5-10	178	5/26/94	R	Jacksonville State	FA '17	3	0	0	6
46	Morgan Cox	LS	6-4	235	4/26/86	8	Tennessee	FA '10	9	0	0	0
48	Patrick Onwuasor	ILB	6-0	227	8/22/92	2	Portland State	FA '16	9	6	0	0
51	Kamalei Correa	LB	6-3	241	4/27/94	2	Boise State	D2 '16	9	3	0	0
54	Tyus Bowser	OLB	6-3	240	5/23/95	R	Houston	D2 '17	9	0	0	0
55	Terrell Suggs	OLB	6-3	265	10/11/82	15	Arizona State	D1a '03	9	9	0	0
56	Tim Williams	OLB	6-3	260	11/12/93	R	Alabama	D3b '17	4	0	0	5
57	C.J. Mosley	ILB	6-2	250	6/19/92	4	Alabama	D1 '14	9	9	0	0
58	Steven Johnson	ILB	6-1	237	3/28/88	6	Kansas	FA '17	4	0	0	0
61	Luke Bowanko	C/G	6-6	300	6/13/91	4	Virginia	TR (JAX) '17	9	0	0	0
66	Ryan Jensen	G/C	6-4	319	5/27/91	4	Colorado State-Pueblo	D6b '13	9	9	0	0
68	Matt Skura	G/C	6-3	313	2/17/93	1	Duke	FA '16	5	5	0	2
69	Willie Henry	DT	6-3	308	3/20/94	2	Michigan	D4d '16	7	1	0	2
70	Andrew Donnal	G/T	6-6	310	3/3/92	3	Iowa	WAV (LAR) '17	0	0	0	8
71	Jermaine Eluemunor	G/T	6-4	338	12/13/94	R	Texas A&M	D5 '17	7	2	0	2
74	James Hurst	G/T	6-5	317	12/17/91	4	North Carolina	FA '14	9	9	0	0
76	Maurquice Shaker	G	6-4	313	10/14/93	R	Middle Tennessee State	FA '17	0	0	0	1
77	Austin Howard	T	6-7	330	3/22/87	8	Northern Iowa	FA '17	9	9	0	0
79	Ronnie Stanley	T	6-6	320	3/18/94	2	Notre Dame	D1 '16	9	9	0	0
81	Gavin Escobar	TE	6-6	260	2/3/91	5	San Diego State	FA '17	2	0	0	0
82	Benjamin Watson	TE	6-3	251	12/18/80	14	Georgia	UFA (NO) '16	9	9	0	0
86	Nick Boyle	TE	6-4	270	2/17/93	3	Delaware	D5a '15	8	7	0	1
87	Maxx Williams	TE	6-4	257	4/12/94	3	Minnesota	D2 '15	4	3	0	5
88	Vince Mayle	TE/WR	6-2	247	6/12/91	2	Washington State	WAV (DAL) '16	9	0	0	0
90	Za'Darius Smith	OLB	6-4	275	9/8/92	3	Kentucky	D4a '15	8	2	0	1
92	Bronson Kaufusi	DE	6-6	285	7/6/91	2	BYU	D3 '16	3	1	0	6
93	Chris Wormley	DE	6-5	300	10/25/93	R	Michigan	D3a '17	5	2	0	4
94	Carl Davis	DT	6-5	321	3/2/92	3	Iowa	D3 '15	7	4	0	1
97	Michael Pierce	DT	6-0	340	11/6/92	2	Samford	FA '16	9	8	0	0
98	Brandon Williams	DT	6-1	340	2/21/89	5	Missouri Southern St.	D3 '13	5	5	0	4
99	Matthew Judon	OLB	6-3	263	8/15/92	2	Grand Valley State	D5 '16	9	7	0	0
Practice Squad												
7	Josh Woodrum	QB	6-3	231	11/7/92	1	Liberty	FA '17	0	0	0	0
16	Quincy Adebeyejo	WR	6-3	197	5/26/95	R	Mississippi	FA '17	0	0	0	0
38	Stanley Jean-Baptiste	CB	6-3	218	4/12/90	3	Nebraska	FA '17	0	0	0	0
44	Ricky Ortiz	FB	6-0	233	4/15/94	R	Oregon State	FA '17	0	0	0	0
45	John Crockett	RB	6-0	215	2/16/92	2	North Dakota State	FA '17	0	0	0	0
59	Nicholas Grigsby	LB	6-2	230	7/2/92	2	Pittsburgh	FA '17	0	0	0	0
62	Steven Moore	T	6-6	303	9/28/93	R	California	FA '17	0	0	0	0
78	Dieugot Joseph	T	6-6	300	3/21/94	R	Florida International	FA '17	0	0	0	1
85	Kenny Bell	WR	6-1	188	2/25/92	2	Nebraska	FA '16	0	0	0	0
95	Kapron Lewis-Moore	DT	6-4	315	1/24/90	4	Notre Dame	FA '17	0	0	0	0
Injured Reserve												
6	Tim White	WR	5-10	181	7/15/94	R	Arizona State	FA '17	0	0	0	0
25	Tavon Young	CB	5-9	177	3/14/94	2	Temple	D4a '16	0	0	0	0
30	Kenneth Dixon	RB	5-10	223	1/21/94	2	Louisiana Tech	D4e '16	0	0	0	0
35	Brandon Boykin	CB	5-10	173	7/13/90	6	Georgia	UFA (CHI) '17	0	0	0	0
39	Danny Woodhead	RB	5-8	204	1/25/85	9	Chadron State	UFA (SD) '17	1	0	0	0
50	Albert McClellan	LB	6-2	250	6/4/86	7	Marshall	FA '10	0	0	0	0
53	Bam Bradley	ILB	5-11	237	6/26/94	R	Pittsburgh	FA '17	2	0	0	0
60	Brandon Kublanow	C	6-2	300	4/5/95	R	Georgia	FA '17	0	0	0	0
65	Nico Siragusa	G	6-4	320	5/10/94	R	San Diego State	D4 '17	0	0	0	0
67	Stephane Nembot	T	6-6	320	12/7/91	2	Colorado	FA '16	0	0	0	0
72	Alex Lewis	G/T	6-6	315	4/21/92	2	Nebraska	D4c '16	0	0	0	0
73	Marshal Yanda	G/T	6-3	305	9/15/84	11	Iowa	D3b '07	2	2	0	0
80	Crockett Gillmore	TE	6-6	266	11/16/91	4	Colorado State	D3b '14	0	0	0	0
96	Brent Urban	DE	6-7	300	5/5/91	4	Virginia	D4a '14	3	3	0	0



POSITIONAL ROSTER

As of Nov. 14

QUARTERBACKS (2)

5 Flacco, JoeQB
15 Mallett, Ryan.QB

WIDE RECEIVERS (5)

10 Moore, Chris WR/RS
11 Perriman, Breshad WR
12 Campanaro, Michael. WR/RS
17 Wallace, Mike WR
18 Maclin, Jeremy. WR

RUNNING BACKS (3)

28 West, Terrance RB
34 Collins, Alex RB
37 Allen, Javorius RB

TIGHT ENDS (5)

81 Escobar, Gavin TE
82 Watson, Benjamin TE
86 Boyle, Nick TE
87 Williams, Maxx. TE
88 Mayle, Vince TE

OFFENSIVE LINE (9)

61 Bowanko, Luke. C/G
66 Jensen, Ryan G/C
68 Skura, Matt G/C
70 Donnal, Andrew G/T
71 Eluemunor, Jermaine G/T
74 Hurst, James G/T
76 Shakir, Maurquice G
77 Howard, Austin T
79 Stanley, Ronnie T

SECONDARY (10)

21 Webb, Lardarius DB/RS
22 Smith, Jimmy CB
23 Jefferson, Tony. S
24 Carr, Brandon CB
26 Canady, Maurice. CB
29 Humphrey, Marlon. CB
32 Weddle, Eric S
36 Clark, Chuck S
41 Levine Sr., Anthony DB/LB
43 Hill, Jaylen CB

SPECIALISTS (3)

4 Koch, SamP
9 Tucker, Justin.K
46 Cox, Morgan LS

LINEBACKERS (9)

48 Onwuasor, PatrickILB
51 Correa, Kamalei LB
54 Bowser, Tyus OLB
55 Suggs, Terrell. OLB
56 Williams, Tim OLB
57 Mosley, C.J.ILB
58 Johnson, StevenILB
90 Smith, Za'Darius OLB
99 Judon, Matthew OLB

DEFENSIVE LINE (7)

42 Ricard, Patrick DL/FB
69 Henry, Willie DT
92 Kaufusi, Bronson. DE
93 Wormley, Chris. DE
94 Davis, Carl DT
97 Pierce, Michael DT
98 Williams, Brandon DT

PRACTICE SQUAD (10)

7 Woodrum, JoshQB
16 Adeboyejo, Quincy WR
38 Jean-Baptiste, Stanley CB
44 Ortiz, Ricky FB
45 Crockett, John RB
59 Grigsby, Nicholas LB
62 Moore, Steven T
78 Joseph, Dieugot T
85 Bell, Kenny WR
95 Lewis-Moore, Kapron DT

RESERVE / INJURED (14)

6 White, Tim WR
25 Young, Tavon CB
30 Dixon, Kenneth RB
35 Boykin, Brandon CB
39 Woodhead, Danny RB
50 McClellan, Albert LB
53 Bradley, BamILB
60 Kublanow, Brandon C
65 Siragusa, Nico G
67 Nembot, Stephane. T
72 Lewis, Alex G/T
73 Yanda, Marshal G/T
80 Gillmore, Crockett TE
96 Urban, Brent DE

2017 COACHING STAFF

John Harbaugh Head Coach
Jerry Rosburg Special Teams Coordinator / Associate Head Coach
Marty Mornhinweg Offensive Coordinator / Quarterbacks Coach
Dean Pees Defensive Coordinator
Richard Angulo Assistant Offensive Line
Juney Barnett Strength & Conditioning Coach
Andy Bischoff Offensive Assistant
Randy Brown Specialists Coach
Joe Cullen Defensive Line Coach
Joe D'Alessandris Offensive Line Coach
Bobby Engram Wide Receivers Coach

Thomas Hammock Running Backs Coach
Chris Hewitt Secondary Coach
Chris Horton Assistant Special Teams Coach
Mike Macdonald Defensive Backs Coach
Don Martindale Linebackers Coach
Greg Roman Senior Offensive Assistant / Tight Ends Coach
Steve Saunders. Director of Performance
Craig Ver Steeg. Offensive Assistant / Quarterbacks
Matt Weiss Offensive Assistant
Drew Wilkins Assistant Defensive Line Coach



DEPTH CHART

Updated by Ravens PR staff on Nov. 14

OFFENSE

WR	11	Breshad Perriman	12	Michael Campanaro*		
WR	17	Mike Wallace	10	Chris Moore		
WR	18	Jeremy Maclin				
LT	79	Ronnie Stanley	74	James Hurst		
LG	74	James Hurst	76	<u>Maurquice Shakir</u>		
C	66	Ryan Jensen	61	Luke Bowanko		
RG	68	Matt Skura	71	<u>Jermaine Eluemunor</u>		
RT	77	Austin Howard	74	James Hurst	70	Andrew Donnal
TE	82	Benjamin Watson	86	Nick Boyle*	87	Maxx Williams
					88	Vince Mayle
					81	Gavin Escobar
QB	5	Joe Flacco	15	Ryan Mallett		
RB	34	Alex Collins	28	Terrance West*	37	Javorius Allen

DEFENSE

DT	98	Brandon Williams	69	Willie Henry		
NT	97	Michael Pierce	93	<u>Chris Wormley</u>	42	<u>Patrick Ricard</u>
DE	94	Carl Davis	92	Bronson Kaufusi		
RUSH	55	Terrell Suggs	90	Za'Darius Smith	56	<u>Tim Williams*</u>
MLB	57	C.J. Mosley	58	Steven Johnson		
WLB	48	Patrick Onwuasor	51	Kamalei Correa		
SLB	99	Matthew Judon	54	<u>Tyus Bowser</u>		
LCB	24	Brandon Carr	29	<u>Marlon Humphrey</u>		
SS	23	Tony Jefferson	41	Anthony Levine Sr.		
FS	32	Eric Weddle	21	Lardarius Webb	36	<u>Chuck Clark*</u>
RCB	22	Jimmy Smith	26	Maurice Canady	43	<u>Jaylen Hill</u>

SPECIAL TEAMS

P	4	Sam Koch				
K	9	Justin Tucker				
H	4	Sam Koch				
LS	46	Morgan Cox				
KOR	34	Alex Collins	12	Michael Campanaro*	10	Chris Moore
PR	12	Michael Campanaro*	21	Lardarius Webb		

*Missed Previous Game w/ Injury**

Rookies Underlined

PRONUNCIATION GUIDE

PLAYERS: Quincy Adebayo (add-ah-BOY-joe); Javorius Allen (juh-VAR-us); Luke Bowanko (boh-WAIN-koh); Michael Campanaro (camp-ah-NAIR-oh); Maurice Canady (CAN-uh-dee); Kamalei Correa (KAH-mah-lay, corr-A-uh); Jermaine Eluemunor (EE-lew-mun-or); Dieugot Josph (Jeh-GO); Bronson Kaufusi (cow-FOO-see); Sam Koch (Cook); Anthony Levine Sr. (luh-VEEN); Vince Mayle (MAY-lee); Stephane Nembot (steff-ON, NAME-bot); Patrick Onwuasor (o-WAH-so); Za'Darius Smith (zuh-DARE-ee-us); Lardarius Webb (lahr-DARE-ee-us); Marshal Yanda (YAWN-da); Tavon Young (TAY-von); **COACHES:** Richard Angulo (an-GOO-low); Andy Bischoff (BISH-off); Joe D'Alessandris (dell-ah-SAN-dress); Marty Mornhinweg (MORNING-wig); Craig Ver Steeg (ver-STEGG)



HOW THE RAVENS ARE BUILT

BY YEAR SIGNED

YEAR	PLAYER	ACQ.
2003	OLB Terrell Suggs	D1a
2006	P Sam Koch	D6a
2007	<i>G/T Marshal Yanda [Injured Reserve]</i>	<i>D3b</i>
2008	QB Joe Flacco	D1
2009	DB Lardarius Webb	D3
2010	LS Morgan Cox <i>LB Albert McClellan [Injured Reserve]</i>	RFA RFA
2011	CB Jimmy Smith	D1
2012	DB/LB Anthony Levine Sr. K Justin Tucker	FA RFA
2013	G/C Ryan Jensen DT Brandon Williams	D6b D3
2014	WR/RS Michael Campanaro <i>TE Crockett Gillmore [Injured Reserve]</i> OL James Hurst LB C.J. Mosley <i>DE Brent Urban [Injured Reserve]</i>	D7 <i>D3b</i> RFA D1 <i>D4a</i>
2015	RB Javorius Allen TE Nick Boyle DT Carl Davis QB Ryan Mallett WR Breshad Perriman OLB Za'Darius Smith RB Terrance West TE Maxx Williams	D4b D5a D3 FA D1 D4a FA D2
2016	CB Maurice Canady OLB Kamalei Correa RB Kenneth Dixon <i>[Injured Reserve]</i> DT Willie Henry OLB Matthew Judon DE Bronson Kaufusi <i>G/T Alex Lewis [Injured Reserve]</i> TE Vince Mayle WR Chris Moore <i>T Stephane Nembot [Injured Reserve]</i> ILB Patrick Onwuasor DT Michael Pierce G/C Matt Skura T Ronnie Stanley WR Mike Wallace TE Benjamin Watson S Eric Weddle <i>CB Tavon Young [Injured Reserve]</i>	D6b D2 D4e D4d D5 D3 <i>D4c</i> WAV (Dal.) D4b RFA RFA FA D1 FA UFA (NO) UFA (SD) <i>D4a</i>
2017	C Luke Bowanko OLB Tyus Bowser <i>CB Brandon Boykin [Injured Reserve]</i> <i>LB Bam Bradley [Injured Reserve]</i> CB Brandon Carr S Chuck Clark RB Alex Collins G/T Andrew Donnal G Jermaine Eluemunor TE Gavin Escobar CB Jaylen Hill T Austin Howard CB Marlon Humphrey S Tony Jefferson ILB Steven Johnson <i>G/C Brandon Kublanow [Injured Reserve]</i> WR Jeremy Maclin FB/DL Patrick Ricard G Maurquice Shakir <i>G Nice Siragusa [Injured Reserve]</i> <i>WR Tim White [Injured Reserve]</i> OLB Tim Williams <i>RB Danny Woodhead [Injured Reserve]</i> DE Chris Wormley	TR (Jax.) D2 <i>UFA (Chi.)</i> RFA UFA (Dal.) D6 FA WAV (LAR) D5 FA RFA FA D1 UFA (Ari.) FA RFA FA RFA RFA D4 RFA D3b UFA (SD) D3a

BY DRAFT ROUND

1st ROUND (9)	TEAM	YEAR
OLB Terrell Suggs	Baltimore	2003 (10th)
TE Benjamin Watson	New England	2004 (32nd)
QB Joe Flacco	Baltimore	2008 (18th)
WR Jeremy Maclin	Philadelphia	2009 (19th)
CB Jimmy Smith	Baltimore	2011 (27th)
LB C.J. Mosley	Baltimore	2014 (17th)
WR Breshad Perriman	Baltimore	2015 (26th)
T Ronnie Stanley	Baltimore	2016 (6th)
CB Marlon Humphrey	Baltimore	2017 (16th)
2nd ROUND (5)		
S Eric Weddle	San Diego	2007
TE Gavin Escobar	Dallas	2013
TE Maxx Williams	Baltimore	2015
OLB Kamalei Correa	Baltimore	2016
OLB Tyus Bowser	Baltimore	2017
3rd ROUND (9)		
<i>G/T Marshal Yanda [Injured Reserve]</i>	<i>Baltimore</i>	<i>2007</i>
WR Mike Wallace	Pittsburgh	2009
CB/RS Lardarius Webb	Baltimore	2009
QB Ryan Mallett	New England	2011
DT Brandon Williams	Baltimore	2013
<i>TE Crockett Gillmore [Injured Reserve]</i>	<i>Baltimore</i>	<i>2014</i>
RB Terrance West	Cleveland	2014
DT Carl Davis	Baltimore	2015
DE Bronson Kaufusi	Baltimore	2016
DE Chris Wormley	Baltimore	2017
OLB Tim Williams	Baltimore	2017
4th ROUND (6)		
<i>CB Brandon Boykin [Injured Reserve]</i>	<i>Philadelphia</i>	<i>2012</i>
<i>DE Brent Urban [Injured Reserve]</i>	<i>Baltimore</i>	<i>2014</i>
RB Javorius Allen	Baltimore	2015
G/T Andrew Donnal	St. Louis	2015
TE Vince Mayle	Cleveland	2015
OLB Za'Darius Smith	Baltimore	2015
DT Willie Henry	Baltimore	2016
<i>RB Kenneth Dixon [Injured Reserve]</i>	<i>Baltimore</i>	<i>2016</i>
<i>G/T Alex Lewis [Injured Reserve]</i>	<i>Baltimore</i>	<i>2016</i>
WR Chris Moore	Baltimore	2016
<i>CB Tavon Young [Injured Reserve]</i>	<i>Baltimore</i>	<i>2016</i>
<i>G Nico Siragusa [Injured Reserve]</i>	<i>Baltimore</i>	<i>2017</i>
5th ROUND (5)		
CB Brandon Carr	Kansas City	2008
TE Nick Boyle	Baltimore	2015
RB Alex Collins	Seattle	2016
OLB Matthew Judon	Baltimore	2016
G Jermaine Eluemunor	Baltimore	2017
6th ROUND (5)		
P Sam Koch	Baltimore	2006
OL Ryan Jensen	Baltimore	2013
C Luke Bowanko	Jacksonville	2014
CB Maurice Canady	Baltimore	2016
S Chuck Clark	Baltimore	2017
7th ROUND (1)		
WR/RS Michael Campanaro	Baltimore	2014
UNDRAFTED (13)		
<i>RB Danny Woodhead [Injured Reserve]</i>	<i>NY Jets</i>	<i>2009</i>
LS Morgan Cox	Baltimore	2010
DB Anthony Levine Sr.	Green Bay	2010
T Austin Howard	Philadelphia	2010
<i>LB Albert McClellan [Injured Reserve]</i>	<i>Baltimore</i>	<i>2010</i>
ILB Steven Johnson	Denver	2012
K Justin Tucker	Baltimore	2012
S Tony Jefferson	Arizona	2013
OL James Hurst	Baltimore	2014
<i>T Stephane Nembot [Injured Reserve]</i>	<i>Baltimore</i>	<i>2016</i>
ILB Patrick Onwuasor	Baltimore	2016
DT Michael Pierce	Baltimore	2016
G/C Matt Skura	Baltimore	2016
<i>LB Bam Bradley [Injured Reserve]</i>	<i>Baltimore</i>	<i>2017</i>
CB Jaylen Hill	Baltimore	2017
<i>G/C Brandon Kublanow [Injured Reserve]</i>	<i>Baltimore</i>	<i>2017</i>
FB/DL Patrick Ricard	Baltimore	2017
G Maurquice Shakir	Baltimore	2017
<i>WR Tim White [Injured Reserve]</i>	<i>Baltimore</i>	<i>2017</i>



2017 TRANSACTIONS

- **Jan. 2:** Signed WR Kenny Bell, G Jarell Broxton, RB Stephen Houston, G Jarrod Pughsley, C Matt Skura and QB Dustin Vaughan to reserve future contracts.
- **Jan. 4:** Signed CB Robertson Daniel to a reserve future contract.
- **Jan. 31:** Signed DB Otha Foster and LB Boseko Lokombo to reserve future contracts.
- **March 7:** Terminated the contracts of vested veterans S Kendrick Lewis and CB Shareece Wright.
- **March 8:** Terminated the contract of vested veteran OLB Elvis Dumervil.
- **March 10:** Terminated the contract of vested veteran DB Lardarius Webb; Signed UFAs **S Tony Jefferson** and **RB Danny Woodhead**.
- **Marh 13:** Re-signed unrestricted free agents DB/LB Anthony Levine Sr. and NT Brandon Williams.
- **March 15:** Re-signed unrestricted free agent QB Ryan Mallett; Traded C Jeremy Zuttah and a 2017 sixth-round pick (198th overall) to San Francisco in exchange for a for a 2017 sixth-round choice (186th overall).
- **March 20:** Signed unrestricted free agent **CB Brandon Carr**.
- **April 4:** Traded DT Timmy Jernigan and the 99th-overall selection (a third-round compensatory choice) in the 2017 NFL Draft to the Philadelphia Eagles in exchange for the 74th pick in the 2017 draft.
- **April 6:** Re-signed restricted free agent WR/RS Michael Campanaro.
- **April 11:** Re-signed free agent DB Lardarius Webb.
- **April 19:** Re-signed restricted free agents T James Hurst and G/C Ryan Jensen; Re-signed exclusive rights free agent WR Chris Matthews.
- **April 25:** Re-signed exclusive rights free agent OLB Brennen Beyer.
- **April 26:** Re-signed exclusive rights free agents WR/RS Keenan Reynolds and G De'Andre Wesley.
- **May: 2** Waived LB Cavellis Luckett; Signed 2017 NFL Draft choices **OLB Tyus Bowser**, **S Chuck Clark**, **G/T Jermaine Eluemunor**, **CB Marlon Humphrey** and **G Nico Siragusa**; Signed rookie free agents **P Kenny Allen**, **WR Quincy Adebeyejo**, **WR C.J. Board**, **ILB Bam Bradley**, **DE Omarius Bryant**, **CB Carlos Davis**, **S Daniel Henry**, **C Brandon Kublanow**, **RB Taquan Mizzell**, **FB Ricky Ortiz**, **WR Tim Patrick**, **ILB Donald Payne**, **DE Patrick Ricard**, **G Maurquice Shakir**, **QB Zach Terrell** and **WR Tim White**.
- **May 8:** Re-signed restricted free agent RB Terrance West and exclusive rights free agent CB Sheldon Price; Waived DE Omarius Bryant, RB Stephen Houston and QB Zach Terrell.
- **May 9:** Re-signed exclusive rights free agent LB Patrick Onwuasor.
- **May 12:** Re-signed exclusive rights free agent LB Lamar Louis.
- **May 15:** Signed undrafted rookie free agents **LB Randy Allen**, **WR Aaron Bailey**, **CB Jaylen Hill** and **T Roubbens Joseph**.
- **May 18:** Signed 2017 NFL Draft choices **OLB Tim Williams** and **DE Chris Wormley**.
- **June 5:** Terminated the contract of vested veteran (failed physical) CB Kyle Arrington; Signed free agent **CB Brandon Boykin** and **Al-Hajj Shabazz**.
- **June 6:** Waived (injured) CB Carlos Davis, who reverted to Injured Reserve; Signed free agent **TE Ryan Malleck**.
- **June 7:** Terminated the contract of vested veteran TE Dennis Pitta (injury waiver); Signed free agent **TE Barrett Burns**.
- **June 8:** Waived (injury settlement) CB Carlos Davis.
- **June 13:** Waived TE Barrett Burns; Signed free agent **WR Jeremy Maclin**
- **July 19:** Placed WR Aaron Bailey and DE Patrick Ricard on Active/Physically Unable to Perform; Waived (injured) DB Daniel Henry, who reverted to Injured Reserve.
- **July 21:** Placed WR/RS Michael Campanaro and CB Tavon Young on Active/Physically Unable to Perform; Waived (injured) WR Aaron Bailey, who reverted to Injured Reserve; Signed free agents **CB Reggie Porter** and **WR Griff Whalen**.
- **July 24:** Waived (injury settlement) DB Daniel Henry.
- **July 26:** Signed free agent **RB Bobby Rainey**; Activated DE Patrick Ricard from Active/Physically Unable to Perform.
- **July 28:** Placed G/C John Urschel on the Exempt/Left Squad list; Signed free agent **QB David Olson**; Waived (injury settlement) WR Aaron Bailey.
- **July 30:** Waived WR Tim Patrick and signed free agent **TE Larry Donnell**.
- **July 31:** Waived QB David Olson and signed free agent **QB Josh Woodrum**; Activated WR/RS Michael Campanaro from Active PUP.
- **Aug. 4:** Waived (injured) C Brandon Kublanow and signed rookie free agent **C Derrick Nelson**; Waived (injured) TE Crockett Gillmore and signed free agent **T Austin Howard**; Gillmore and Kublanow both reverted to Injured Reserve.
- **Aug. 7:** Waived (injured) CB Al-Hajj Shabazz, who reverted to Injured Reserve but then reached an injury settlement, and signed free agent **CB Trevin Wade**.
- **Aug. 14:** Waived QB Dustin Vaughn and signed **QB Thaddeus Lewis**.
- **Aug. 18:** Waived (injured) WR Kenny Bell, who later reached an injury settlement, and re-signed **G/C Jeremy Zuttah**.
- **Aug. 20:** Waived LB Lamar Louis.
- **Aug. 28:** Signed **LS Taybor Pepper**.
- **Sept. 1:** Waived the following players: P/K Kenny Allen, LB Randy Allen, WR C.J. Board, G Jarrell Broxton, DB Otha Foster, T Roubbens Joseph, C Derrick Nelson, LS Taybor Pepper, G Jarrod Pughsley, WR/RS Keenan Reynolds, FB/RB Lorenzo Taliaferro and G/T De'Andre Wesley; Terminated the contracts of vested veterans: TE Larry Donnell, QB Thaddeus Lewis, RB Bobby Rainey CB Trevin Wade, WR Griff Whalen and G/C Jeremy Zuttah; Placed RB Kenneth Dixon, G/T Alex Lewis, LB Albert McClellan, G Nico Siragusa, WR Tim White and CB Tavon Young on Injured Reserve; Traded a 2018 conditional seventh-round pick to Arizona in exchange for G/C Tony Bergstrom.
- **Sept. 2:** Waived the following players: WR Quincy Adebeyejo, LB Boseko Lokombo, TE Ryan Malleck, WR Chris Matthews, RB Taquan Mizzell, FB Ricky Ortiz, ILB Donald Payne, CB Reggie Porter, G Maurquice Shakir, G/C Matt Skura and QB Josh Woodrum; Waived (injured) OLB Brennen Beyer, CB Robertson Daniel and T Stephane Nembot (who all reverted to Injured Reserve); Placed CB Brandon Boykin on Injured Reserve; Traded an undisclosed draft pick to Jacksonville in exchange for C Luke Bowanko.
- **Sept. 3:** Signed the following players to the practice squad: WR Quincy Adebeyejo, LB Boseko Lokombo, TE Ryan Malleck, FB Ricky Ortiz, CB Reggie Porter and G Maurquice Shakir.
- **Sept. 4:** Placed CB Maurice Canady on Injured Reserve; Re-signed WR Chris Matthews.
- **Sept. 5:** Signed **RB Alex Collins**, **CB Tony McRae** and G/C Matt Skura to the practice squad.
- **Sept. 6:** Reached an injury settlement with OLB Brennen Beyer.
- **Sept. 7** Reached an injury settlement with CB Robertson Daniel.
- **Sept. 12:** Waived TE Ryan Malleck from the practice squad and re-signed QB Josh Woodrum to the practice squad.
- **Sept. 14:** Placed RB Danny Woodhead on Injured Reserve and signed RB Jeremy Langford from the practice squad to the active roster.
- **Sept. 17:** Placed CB Sheldon Price on Injured Reserve and waived RB Jeremy Langford; Signed Alex Collins and CB Tony McRae from the practice squad to the 53-man roster.
- **Sept. 18:** Signed **S Ronald Martin** to the practice squad.
- **Sept. 19:** Placed LB Bam Bradley and G Marshal Yanda on Injured Reserve; Signed G/C Matt Skura from the practice squad and **T Dieugot Joseph** off Chicago's practice squad to the 53-man roster; Re-signed RB Jeremy Langford to the practice squad; Signed **LB Nicholas Grigsby** and **G Arie Kouandjio** to the practice squad.
- **Sept. 20:** Signed **CB Josh Thornton** to the practice squad after CB Reggie Porter was signed to Cleveland's active roster.
- **Sept. 21:** Placed RB Jeremy Langford on Practice Squad Injured Reserve and signed **RB John Crockett** to the practice squad.
- **Sept. 26:** Waived OLB Boseko Lokombo from the practice squad.
- **Sept. 27:** Reached an injury settlement with RB Jeremy Langford; Re-signed TE Ryan Malleck to the practice squad; Placed DE Brent Urban on Injured Reserve and signed **LB Jonathan Freeny** to the 53-man roster.
- **Oct. 3:** Placed FB Ricky Ortiz on practice squad Injured Reserve and waived CB Josh Thornton from the practice squad; Signed **TE Gabe Holmes** and **CB Stanley Jean-Baptiste** to the practice squad. (The team later reached an injury settlement with Ortiz.)
- **Oct. 10:** Terminated the practice squad contracts of TE Ryan Malleck and CB Ronald Martin; Waived T Dieugot Joseph; Signed **DT Kapron Lewis-Moore** and C Derrick Nelson to the practice squad and re-signed RB Bobby Rainey to the active roster.
- **Oct. 12:** Terminated the practice squad contract of C Derrick Nelson and re-signed T Dieugot Joseph to the practice squad.
- **Oct. 17:** Terminated the contract of LB Jonathan Freeny and signed free agent **LB Steven Johnson**.
- **Oct. 19:** Terminated the contract of vested veteran G Tony Bergstrom and re-signed WR Griff Whalen; Terminated CB Sheldon Price from Injured Reserve.
- **Oct. 21:** Waived CB Tony McRae and re-signed G Tony Bergstrom to the active roster.
- **Oct. 23:** Terminated the contract of vested veteran G Tony Bergstrom and signed **TE Gavin Escobar** to the active roster.
- **Oct. 24:** Waived TE Gabe Holmes from the practice squad and re-signed WR Kenny Bell to the practice squad.
- **Oct. 31:** Terminated the contract of vested veteran WR Griff Whalen; Signed G Maurquice Shakir from the practice squad to the active roster; Signed **G Jason King** and **T Steven Moore** to the practice squad following the Shakir move and T Arie Kouandjio being signed to Washington's active roster on Oct. 28.
- **Nov. 3:** Waived (injured) WR Chris Matthews, who reverted to Injured Reserve but then reached an injury settlement, and activated CB Maurice Canady from Injured Reserve-Designated for Return.
- **Nov. 13:** Waived veteran RB Bobby Rainey after being awarded **G/T Andrew Donnal** off waivers from the LA Rams.
- **Nov. 14:** Waived G Jason King from the practice squad and re-signed **FB Ricky Ortiz** to the practice squad.

(Bold denotes first time player has joined the Ravens.)

PARTICIPATION CHART

Player	REGULAR SEASON TOTALS													GAMES PLAYED	GAMES STARTED	DID NOT PLAY	INACTIVE			
	9/10 at Cin.	9/17 vs. Cle.	9/24 at Jak.*	10/1 vs. Pit.	10/8 at Oak.	10/15 vs. Chi.	10/22 at Min.	10/26 vs. Mia.	11/5 at Ten.	11/19 at GB	11/27 vs. Hou.	12/3 vs. Det.	12/10 at Pit.					12/17 at Cle.	12/23 vs. Ind.	12/31 vs. Cin.
Adeboyejo, Quincy	PS	PS	PS	PS	PS	PS	PS	PS	PS								0	0	0	0
Allen, Javorius	X	X	X	X	X	X	X	X	X								9	0	0	0
Bell, Kenny	NOR	NOR	NOR	NOR	NOR	NOR	NOR	PS	PS								0	0	0	0
Bergstrom, Tony	X	X	INA	INA	INA	X	X	NOR	NOR								4	0	0	3
Bowanko, Luke	X	X	X	X	X	X	X	X	X								9	0	0	0
Bowser, Tyus	X	X	X	X	X	X	X	X	X								9	0	0	0
Boykin, Brandon	IR	IR	IR	IR	IR	IR	IR	IR	IR								0	0	0	0
Boyle, Nick	TE	X	TE	TE	TE	TE	TE	TE	INA								8	7	0	1
Bradley, Bam	X	X	IR	IR	IR	IR	IR	IR	IR								2	0	0	0
Campanaro, Michael	X	X	X	X	X	X	X	INA	INA								7	0	0	2
Canady, Maurice	IR	IR	IR	IR	IR	IR	IR	IR	X								1	0	0	0
Carr, Brandon	LCB	LCB	LCB	LCB	LCB	LCB	LCB	LCB	LCB								9	9	0	0
Clark, Chuck	X	X	X	X	X	X	X	X	INA								8	0	0	1
Collins, Alex	PS	X	X	RB	X	RB	RB	RB	RB								8	5	0	0
Correa, Kamalei	WLB	WLB	X	WLB	X	X	X	X	X								9	3	0	0
Cox, Morgan	X	X	X	X	X	X	X	X	X								9	0	0	0
Crockett, John	NOR	NOR	PS	PS	PS	PS	PS	PS	PS								0	0	0	0
Davis, Carl	X	X	X	DT	DT	INA	X	DE	DE								8	4	0	1
Dixon, Kenneth	IR	IR	IR	IR	IR	IR	IR	IR	IR								0	0	0	0
Escobar, Gavin	NOR	NOR	NOR	NOR	NOR	NOR	NOR	X	X								2	0	0	0
Eluemunor, Jermaine	INA	INA	X	X	X	RG	RG	X	X								7	2	0	2
Flacco, Joe	QB	QB	QB	QB	QB	QB	QB	QB	QB								9	9	0	0
Freeny, Jonathan	NOR	NOR	NOR	X	X	X	NOR	NOR	NOR								3	0	0	0
Gillmore, Crockett	IR	IR	IR	IR	IR	IR	IR	IR	IR								0	0	0	0
Grigsby, Nicholas	NOR	NOR	PS	PS	PS	PS	PS	PS	PS								0	0	0	0
Henry, Willie	INA	INA	X	X	X	DT	X	X	X								7	1	0	2
Hill, Jaylen	INA	INA	INA	INA	INA	INA	X	X	X								3	0	0	6
Holmes, Gabe	NOR	NOR	NOR	NOR	PS	PS	PS	NOR	NOR								0	0	0	0
Howard, Austin	RT	RT	RT	RT	RT	RT	RT	RT	RT								9	9	0	0
Humphrey, Marlon	X	X	X	X	DB	X	X	X	X								9	1	0	0
Hurst, James	LG	LG	LG	LG	LG	LG	LG	LG	LG								9	9	0	0
Jean-Baptiste, Stanley	NOR	NOR	NOR	NOR	PS	PS	PS	PS	PS								0	0	0	0
Jefferson, Tony	SS	SS	SS	SS	SS	SS	SS	SS	SS								9	9	0	0
Jensen, Ryan	C	C	C	C	C	C	C	C	C								9	9	0	0
Johnson, Steven	NOR	NOR	NOR	NOR	NOR	NOR	X	X	X								3	0	0	0
Joseph, Dieugot	NOR	NOR	INA	INA	INA	PS	PS	PS	PS								0	0	0	3
Judon, Matthew	SLB	SLB	X	SLB	X	SLB	SLB	SLB	SLB								9	7	0	0
Kaufusi, Bronson	INA	INA	INA	DE	INA	X	X	INA	INA								3	1	0	6
King, Jason	NOR	NOR	NOR	NOR	NOR	NOR	NOR	NOR	PS								0	0	0	0
Koch, Sam	X	X	X	X	X	X	X	X	X								9	0	0	0
Kouandjio, Arie	NOR	NOR	PS	PS	PS	PS	PS	PS	NOR								0	0	0	0
Kublanow, Brandon	IR	IR	IR	IR	IR	IR	IR	IR	IR								0	0	0	0
Langford, Jeremy	PS	NOR	IR	NOR	NOR	NOR	NOR	NOR	NOR								0	0	0	0
Levine Sr., Anthony	X	X	X	X	X	X	X	X	X								9	0	0	0
Lewis, Alex	IR	IR	IR	IR	IR	IR	IR	IR	IR								0	0	0	0
Lewis-Moore, Kapron	NOR	NOR	NOR	NOR	NOR	PS	PS	PS	PS								0	0	0	0
Lokombo, Boseko	PS	PS	PS	NOR	NOR	NOR	NOR	NOR	NOR								0	0	0	0
Maclin, Jeremy	WR	WR	WR	WR	WR	INA	INA	WR	WR								7	7	0	2
Malleck, Ryan	PS	NOR	NOR	PS	PS	NOR	NOR	NOR	NOR								0	0	0	0
Mallett, Ryan	DNP	DNP	X	DNP	DNP	DNP	DNP	X	DNP								2	0	7	0
Martin, Ronald	NOR	NOR	PS	PS	PS	NOR	NOR	NOR	NOR								0	0	0	0
Mathews, Chris	X	X	X	X	X	X	INA	INA	IR								6	0	0	2
Mayle, Vince	X	X	X	X	X	X	X	X	X								9	0	0	0
McClellan, Albert	IR	IR	IR	IR	IR	IR	IR	IR	IR								0	0	0	0
McRae, Tony	PS	X	X	X	X	X	NOR	NOR	NOR								5	0	0	0
Moore, Chris	X	INA	X	INA	INA	X	WR	X	X								6	1	0	3
Moore, Steven	NOR	NOR	NOR	NOR	NOR	NOR	NOR	NOR	PS								0	0	0	0
Mosley, C.J.	MLB	MLB	MLB	MLB	MLB	MLB	MLB	MLB	MLB								9	9	0	0
Nembot, Stephane	IR	IR	IR	IR	IR	IR	IR	IR	IR								0	0	0	0
Onwuasor, Patrick	X	X	WLB	X	WLB	WLB	WLB	WLB	WLB								9	6	0	0
Ortiz, Ricky	PS	PS	PS	PS	NOR	NOR	NOR	NOR	NOR								0	0	0	0
Perriman, Breshad	X	X	X	X	X	WR	INA	WR	X								8	2	0	1
Pierce, Michael	NT	X	DT	NT	NT	NT	NT	NT	NT								9	8	0	0
Porter, Reggie	PS	PS	NOR	NOR	NOR	NOR	NOR	NOR	NOR								0	0	0	0
Price, Sheldon	INA	IR	IR	IR	IR	IR	IR	NOR	NOR								0	0	0	1
Rainey, Bobby	NOR	NOR	NOR	NOR	NOR	X	X	X	X								4	0	0	0
Ricard, Patrick	X	X	X	X	X	X	X	X	X								9	0	0	0
Shakir, Maurquice	PS	PS	PS	PS	PS	PS	PS	PS	INA								0	0	0	1
Siragusa, Nico	IR	IR	IR	IR	IR	IR	IR	IR	IR								0	0	0	0
Skura, Matt	PS	PS	RG	RG	RG	INA	INA	RG	RG								5	5	0	2
Smith, Jimmy	RCB	RCB	RCB	RCB	RCB	RCB	RCB	RCB	RCB								9	9	0	0
Smith, Za'Darius	X	INA	SLB	X	SLB	X	X	X	X								8	2	0	1
Stanley, Ronnie	LT	LT	LT	LT	LT	LT	LT	LT	LT								9	9	0	0
Suggs, Terrell	RUSH	RUSH	RUSH	RUSH	RUSH	RUSH	RUSH	RUSH	RUSH								9	9	0	0
Tucker, Justin	X	X	X	X	X	X	X	X	X								9	0	0	0
Thornton, Josh	NOR	NOR	PS	PS	NOR	NOR	NOR	NOR	NOR								0	0	0	0
Urban, Brent	DE	DE	DE	IR	IR	IR	IR	IR	IR								3	3	0	0
Wallace, Mike	X	WR	WR	WR	WR	WR	WR	INA	WR								8	7	0	1
Watson, Benjamin	TE	TE	TE	TE	TE	TE	TE	TE	TE								9	9	0	0
Webb, Lardarius	X	DB	DB	X	X	X	X	X	X								9	2	0	0
Weddle, Eric	FS	FS	FS	FS	FS	FS	FS	FS	FS								9	9	0	0
West, Terrance	RB	RB	RB	X	RB	INA	INA	INA	INA								5	4	0	4
Whalen, Griff	NOR	NOR	NOR	NOR	NOR	NOR	X	X	NOR								2	0	0	0
White, Tim	IR	IR	IR	IR	IR	IR	IR	IR	IR								0	0	0	0
Williams, Brandon	DT	DT	INA	INA	INA	INA	DT	DT	DT								5	5	0	4
Williams, Maxx	TE	TE	INA	INA	INA	X	INA	INA	TE								4	3	0	5
Williams, Tim	INA	X	X	X	X	INA	INA	INA	INA								4	0	0	5
Woodhead, Danny	X	IR	IR	IR	IR	IR	IR	IR	IR								1	0	0	0
Woodrum, Josh	NOR	PS	PS	PS	PS	PS	PS	PS	PS								0	0	0	0
Wormley, Chris	INA	INA	INA	INA	X	DE	DE	X	X								5	2	0	4
Yanda, Marshal	RG	RG	IR	IR	IR	IR	IR	IR	IR								2	2	0	0
Young, Tavon	IR	IR	IR	IR	IR	IR	IR	IR	IR								0	0	0	0

Position in Caps = Starter; X = Played/Substituted; IR = Injured Reserve; NOR = Not on Roster; PS = Practice Squad
 *Game Played in London



GAME-BY-GAME STARTERS

OFFENSE

GAME	WR	LT	LG	C	RG	RT	TE	WR	QB	RB	WR	OTER
Sept. 10 at Cincinnati	Maclin	Stanley	Hurst	Jensen	Yanda	Howard	Watson	n/a	Flacco	West	Boyle (TE)	M. Williams (TE)
Sept. 17 vs. Cleveland	Maclin	Stanley	Hurst	Jensen	Yanda	Howard	Watson	Wallace	Flacco	West	n/a	M. Williams (TE)
Sept. 24 at Jacksonville	Maclin	Stanley	Hurst	Jensen	Skura	Howard	Watson	Wallace	Flacco	West	n/a	Boyle (TE)
Oct. 1 vs. Pittsburgh	Maclin	Stanley	Hurst	Jensen	Skura	Howard	Watson	Wallace	Flacco	Collins	n/a	Boyle (TE)
Oct. 8 at Oakland	Maclin	Stanley	Hurst	Jensen	Skura	Howard	Watson	Wallace	Flacco	West	n/a	Boyle (TE)
Oct. 15 vs. Chicago	Perriman	Stanley	Hurst	Jensen	Elumunor	Howard	Watson	Wallace	Flacco	Collins	n/a	Boyle (TE)
Oct. 22 at Minnesota	Moore	Stanley	Hurst	Jensen	Elumunor	Howard	Watson	Wallace	Flacco	Collins	n/a	Boyle (TE)
Oct. 26 vs. Miami	Maclin	Stanley	Hurst	Jensen	Skura	Howard	Watson	Perriman	Flacco	Collins	n/a	Boyle (TE)
Nov. 5 at Tennessee	Maclin	Stanley	Hurst	Jensen	Skura	Howard	Watson	Wallace	Flacco	Collins	n/a	M. Williams (TE)
Nov. 19 at Green Bay												
Nov. 27 vs. Houston												
Dec. 3 vs. Detroit												
Dec. 10 at Pittsburgh												
Dec. 17 at Cleveland												
Dec. 23 vs. Indianapolis												
Dec. 31 vs. Cincinnati												

DEFENSE

GAME	DT	DE	NT	SAM	MIKE	WILL	RUSH	RCB	LCB	SS	FS	OTHER
Sept. 10 at Cincinnati	B. Williams	Urban	Pierce	Judon	Mosley	Correa	Suggs	J. Smith	Carr	Jefferson	Weddle	
Sept. 17 vs. Cleveland	B. Williams	Urban	n/a	Judon	Mosley	Correa	Suggs	J. Smith	Carr	Jefferson	Weddle	Webb (DB)
Sept. 24 at Jacksonville	Pierce	Urban	n/a	Z. Smith	Mosley	Onwuasor	Suggs	J. Smith	Carr	Jefferson	Weddle	Webb (DB)
Oct. 1 vs. Pittsburgh	Davis	Kaufusi	Pierce	Judon	Mosley	Correa	Suggs	J. Smith	Carr	Jefferson	Weddle	n/a
Oct. 8 at Oakland	Davis	n/a	Pierce	Z. Smith	Mosley	Onwuasor	Suggs	J. Smith	Carr	Jefferson	Weddle	Humphrey (CB)
Oct. 15 vs. Chicago	Henry	Wormley	Pierce	Judon	Mosley	Onwuasor	Suggs	J. Smith	Carr	Jefferson	Weddle	n/a
Oct. 22 at Minnesota	B. Williams	Wormley	Pierce	Judon	Mosley	Onwuasor	Suggs	J. Smith	Carr	Jefferson	Weddle	n/a
Oct. 26 vs. Miami	B. Williams	Davis	Pierce	Judon	Mosley	Onwuasor	Suggs	J. Smith	Carr	Jefferson	Weddle	n/a
Nov. 5 at Tennessee	B. Williams	Davis	Pierce	Judon	Mosley	Onwuasor	Suggs	J. Smith	Carr	Jefferson	Weddle	n/a
Nov. 19 at Green Bay												
Nov. 27 vs. Houston												
Dec. 3 vs. Detroit												
Dec. 10 at Pittsburgh												
Dec. 17 at Cleveland												
Dec. 23 vs. Indianapolis												
Dec. 31 vs. Cincinnati												

Bold denotes first NFL start



2017 STATISTICS

WON 4, LOST 5

09/10	W 20-0	at Cincinnati	55,254
09/17	W 24-10	Cleveland	70,605
09/24	L 7-44	at Jacksonville	84,592
10/01	L 9-26	Pittsburgh	71,126
10/08	W 30-17	at Oakland	54,980
10/15	L 24-27 OT	Chicago	70,616
10/22	L 16-24	at Minnesota	66,751
10/26	W 40-0	Miami	70,408
11/05	L 20-23	at Tennessee	67,322
11/19		at Green Bay	
11/27		Houston	
12/03		Detroit	
12/10		at Pittsburgh	
12/17		at Cleveland	
12/23		Indianapolis	
12/31		Cincinnati	

	Balt.	Opp.
TOTAL FIRST DOWNS	165	157
Rushing	58	54
Passing	92	86
Penalty	15	17
3rd Down: Made/Att	43/126	41/122
3rd Down Pct.	34.1	33.6
4th Down: Made/Att	5/9	3/8
4th Down Pct.	55.6	37.5
POSSESSION AVG.	30:02	29:58
TOTAL NET YARDS	2579	2795
Avg. Per Game	286.6	310.6
Total Plays	588	576
Avg. Per Play	4.4	4.9
NET YARDS RUSHING	1088	1133
Avg. Per Game	120.9	125.9
Total Rushes	261	272
NET YARDS PASSING	1491	1662
Avg. Per Game	165.7	184.7
Sacked/Yards Lost	19/132	22/143
Gross Yards	1623	1805
Att./Completions	308/197	282/160
Completion Pct.	64.0	56.7
Had Intercepted	10	13
PUNTS/AVERAGE	48/46.1	44/45.8
NET PUNTING AVG.	48/41.3	44/40.2
PENALTIES/YARDS	57/441	59/458
FUMBLES/BALL LOST	13/4	9/5
TOUCHDOWNS	20	18
Rushing	4	6
Passing	10	11
Returns	6	1

* SCORE BY PERIODS	Q1	Q2	Q3	Q4	OT	PTS
TEAM	37	60	22	71	0	190
OPPONENTS	29	65	40	34	3	171

* SCORING	TD-Ru	Pa	Rt	K-PAT	FG	S	PTS	
Tucker	0	0	0	0	17/17	17/20	0	68
Allen	3	1	2	0	0	0	18	
Maclin	3	0	3	0	0	0	18	
C. Moore	2	0	1	1	0	0	12	
J. Smith	2	0	0	2	0	0	12	
Wallace	2	0	2	0	0	0	12	
Watson	2	0	2	0	0	0	12	
West	2	2	0	0	0	0	12	
Campanaro	1	0	0	1	0	0	6	
Mayle	1	1	0	0	0	0	6	
Mosley	1	0	0	1	0	0	6	
Rainey	1	0	0	1	0	0	6	
Boyle	0	0	0	0	0	0	0	
TEAM	20	4	10	6	17/17	17/20	0	190
OPPONENTS	18	6	11	1	15/17	16/18	0	171

* RUSHING	No.	Yds	Avg	Long	TD
Collins	93	521	5.6	50	0
Allen	106	377	3.6	37	1
West	39	138	3.5	13	2
Campanaro	4	33	8.3	19	0
Flacco	8	13	1.6	9	0
Wallace	1	4	4.0	4	0
Woodhead	1	4	4.0	4	0
Mayle	2	2	1.0	2t	1
Rainey	1	2	2.0	2	0
M. Williams	1	2	2.0	2	0
Mallett	4	-3	-0.8	0	0
C. Moore	1	-5	-5.0	-5	0
TEAM	261	1088	4.2	50	4

OPPONENTS	272	1133	4.2	58	6
-----------	-----	------	-----	----	---

* RECEIVING	No.	Yds	Avg	Long	TD
Allen	39	189	4.8	14	2
Watson	38	261	6.9	23	2
Maclin	27	310	11.5	48t	3
Wallace	20	267	13.4	54	2
Boyle	18	138	7.7	14	0
Campanaro	12	91	7.6	18	0
M. Williams	9	61	6.8	17	0
Perriman	7	54	7.7	14	0
C. Moore	6	96	16.0	23	1
Rainey	5	18	3.6	12	0
Whalen	4	23	5.8	9	0
Collins	3	33	11.0	27	0
Woodhead	3	33	11.0	13	0
Matthews	3	25	8.3	12	0
West	2	23	11.5	15	0
Ricard	1	1	1.0	1	0
TEAM	197	1623	8.2	54	10

OPPONENTS	160	1805	11.3	49	11
-----------	-----	------	------	----	----

* INTERCEPTIONS	No.	Yds	Avg	Long	TD
Carr	3	57	19.0	33	0
Weddle	3	24	8.0	22	0
Mosley	2	94	47.0	63t	1
J. Smith	2	58	29.0	50t	1
Webb	2	10	5.0	10	0
Bowser	1	27	27.0	27	0
TEAM	13	270	20.8	63t	2

OPPONENTS	10	216	21.6	90t	1
-----------	----	-----	------	-----	---

* PUNTING	No.	Yds	Avg	Net	TB	In	Lg	B
Koch	48	2214	46.1	41.3	2	19	67	0
TEAM	48	2214	46.1	41.3	2	19	67	0

OPPONENTS	44	2014	45.8	40.2	1	9	67	0
-----------	----	------	------	------	---	---	----	---

* PUNT RETURNS	Ret	FC	Yds	Avg	Long	TD
Campanaro	14	7	193	13.8	77t	1
Rainey	2	0	22	11.0	13	0
Webb	2	6	7	3.5	7	0
Whalen	1	1	2	2.0	2	0
TEAM	19	14	224	11.8	77t	1

OPPONENTS	20	6	191	9.6	46	0
-----------	----	---	-----	-----	----	---

* KICKOFF RETURNS	No.	Yds	Avg	Long	TD
Rainey	11	338	30.7	96t	1
Campanaro	2	46	23.0	29	0
Collins	2	50	25.0	27	0
Mayle	1	14	14.0	14	0
TEAM	16	448	28.0	96t	1

OPPONENTS	14	252	18.0	37	0
-----------	----	-----	------	----	---

* FIELD GOALS	1-19	20-29	30-39	40-49	50+
Tucker	0/0	6/6	2/2	6/7	3/5
TEAM	0/0	6/6	2/2	6/7	3/5

OPPONENTS	0/0	3/3	5/5	6/7	2/3
-----------	-----	-----	-----	-----	-----

Tucker: (25G, 25G) (58N, 28G) () (62N, 42G) (22G, 21G, 44G) (27G, 31G, 50G) (48G, 57G, 47G) (55G, 48G, 46B) (30G, 49G)

OPP: () (38G) (23G, 45G, 29G) (31G, 49G, 44N) (32G) (24G, 40G) (52G, 51G, 43G, 43G, 34G, 32G) (50N) (48G)

2-Pt Conv: Boyle, **TEAM 1-3, OPPONENTS 0-1**

SACKS: Suggs 5.5, Judon 3, Bowser 2, Jefferson 2, Levine 2, Webb 2, Z. Smith 1.5,

Mosley 1, Onwuasor 1, Pierce 1, Davis 0.5, Henry 0.5, **TEAM 22, OPPONENTS 19**

FUM/LOST: Flacco 5/0, Campanaro 2/0, Collins 2/2, Mallett 1/0, Watson 1/0, West 1/1, M. Williams 1/1

* PASSING	Att	Cmp	Yds	Cmp%	Yds/Att	TD	TD%	Int	Int%	Long	SK/Lost	Rating
Flacco	291	187	1551	64.3	5.33	8	2.7	10	3.4	54	19/132	72.7
Mallett	16	9	56	56.3	3.50	2	12.5	0	0.0	12	0/0	103.1
Koch	1	1	16	100.0	16.00	0	0.0	0	0.0	16	0/0	118.8
TEAM	308	197	1623	64.0	5.27	10	3.2	10	3.2	54	19/132	74.6
OPPONENTS	282	160	1805	56.7	6.40	11	3.9	13	4.6	49	22/143	69.8

2017 DEFENSIVE STATISTICS

from Press Box Stats

Name	Total	Solo	Assists	Sacks	Yds.	INT	Yds.	PD	FF	FR
Mosley, C.J.	76	57	19	1	13	2	94	2	1	1
Jefferson, Tony	43	28	15	2	9	0	0	0	0	0
Weddle, Eric	40	31	9	0	0	3	24	5	1	0
Onwuasor, Patrick	39	29	10	1	1	0	0	1	1	0
Carr, Brandon	32	27	5	0	0	3	57	7	0	0
Judon, Matthew	31	27	4	3	22	0	0	2	0	1
Webb, Lardarius	29	28	1	2	13	2	10	4	1	0
Pierce, Michael	28	21	7	1	5	0	0	0	0	2
Suggs, Terrell	25	19	6	5.5	32	0	0	2	2	0
Smith, Jimmy	23	21	2	0	0	2	58	8	0	1
Henry, Willie	17	11	6	0.5	3	0	0	4	0	0
Williams, Brandon	16	13	3	0	0	0	0	1	0	0
Humphrey, Marlon	15	14	1	0	0	0	0	5	0	0
Smith, Za'Darius	13	7	6	1.5	15	0	0	0	0	0
Davis, Carl	10	9	1	0.5	7	0	0	0	0	0
Correa, Kamalei	8	6	2	0	0	0	0	1	0	0
Bowser, Tyus	7	6	1	2	7	1	27	2	0	0
Levine Sr., Anthony	7	6	1	2	16	0	0	0	0	0
Wormley, Chris	5	5	0	0	0	0	0	0	0	0
Kaufusi, Bronson	4	1	3	0	0	0	0	0	0	0
Ricard, Patrick	4	3	1	0	0	0	0	0	0	0
Urban, Brent	4	3	1	0	0	0	0	1	0	0
Williams, Tim	3	3	0	0	0	0	0	0	0	0
Clark, Chuck	2	2	0	0	0	0	0	0	0	0
Hill, Jaylen	1	1	0	0	0	0	0	1	0	0
Totals	482	378	104	22	143	13	270	46	6	5

2017 SPECIAL TEAMS TACKLES

from Press Box Stats

Name	Total	Solo	Assists	FF	FR	Blocked Kicks
Levine Sr., Anthony	7	3	4	0	0	0
Clark, Chuck	4	4	0	0	0	0
Matthews, Chris	4	4	0	0	0	0
Correa, Kamalei	4	2	2	0	0	0
Mayle, Vince	4	4	0	0	0	0
Allen, Javorius	3	2	1	0	0	0
Judon, Matt	3	1	2	0	0	0
Freeny, Jonathan	2	2	0	0	0	0
Johnson, Steven	2	1	1	0	0	0
Bowser, Tyus	1	1	0	0	0	0
Cox, Morgan	1	1	0	0	0	0
Kaufusi, Bronson	1	1	0	0	0	0
McRae, Tony	1	1	0	0	0	0
Moore, Chris	1	1	0	0	0	0
Onwuasor, Patrick	1	1	0	0	0	0
Tucker, Justin	1	1	0	0	0	0
Totals	40	30	10	0	0	0

2017 SINGLE-GAME BESTS

Tackles:	12	by Matthew Judon vs. Chi. (10/15) and C.J. Mosley vs. Pit. (10/1)
Sacks:	2	by Matthew Judon vs. Chi. (10/15) and Terrell Suggs at Cin. (9/10)
Interceptions:	1	by six different players; last by Eric Weddle at Ten. (11/5)
Passes Defensed:	4	by Brandon Carr vs. Cle. (9/17)
Forced Fumbles:	1	by five different players; last by Lardarius Webb and Eric Weddle vs. Chi. (10/15)
Fumble Recoveries:	1	by four different players; last by C.J. Mosley and Michael Pierce vs. Chi. (10/15)
Special Teams Tackles:	3	by Chris Matthews vs. Chi. (10/15)

BALTIMORE RAVENS 2017 REGULAR SEASON GAME BY GAME OFFENSIVE STATISTICS

Game	9/10 at Cin.	9/17 vs. Cle.	9/24 at Jax.	10/1 vs. Pit.	10/8 at Oak.	10/15 vs. Chi.	10/22 at Min.	10/26 vs. Mia.	11/5 at Ten.	11/19 at GB	11/27 vs. Hou.	12/3 vs. Det.	12/10 at Pit.	12/17 at Cle.	12/23 vs. Ind.	12/31 vs. Cin.
Points	20	24	7	9	30	24	16	40	20							
1st Qtr	3	7	0	0	14	0	3	7	3							
2nd Qtr	14	14	0	0	10	3	3	13	3							
3rd Qtr	3	0	0	9	0	7	3	0	0							
4th Qtr	0	3	7	0	6	14	7	20	14							
Overtime	0	0	0	0	0	0	0	0	0							
TDs (Ru-P-Ret)	1-1-0	1-2-0	0-1-0	0-1-0	2-0-1	0-0-2	0-1-0	0-2-3	0-2-0							
PATs (M/A)	2/2	3/3	1/1	0/0	3/3	1/1	1/1	4/4	2/2							
2PT Convs (M/A)	0/0	0/0	0/0	0/1	0/0	1/1	0/0	0/1	0/0							
FGs (M/A)	2/2	1/2	0/0	1/2	3/3	3/3	3/3	2/3	2/2							
Safeties	0	0	0	0	0	0	0	0	0							
First Downs	17	24	12	18	19	16	16	19	24							
Rushing	8	7	6	4	11	5	4	9	4							
Passing	5	16	4	14	8	9	10	7	19							
Penalty	4	1	2	0	0	2	2	3	1							
3rd Down Conv (M/A)	6/14	4/11	3/11	5/13	7/14	3/18	6/16	3/13	6/16							
3rd Down Conv Pct	43%	36%	27%	39%	50%	17%	38%	23%	38%							
4th Down Conv (M/A)	0-0	0/0	0/1	0/2	0/0	1/1	1/1	0/0	3/4							
4th Down Conv Pct	0%	0%	0%	0%	0%	100%	100%	0%	75%							
Total Net Yards	268	337	186	288	365	291	208	295	341							
Total Off. Plays	60	68	54	68	65	70	64	62	77							
Avg. Gain Per Play	4.5	5.0	3.4	4.2	5.6	4.2	3.3	4.8	4.4							
Net Yards Rushing	157	136	134	82	143	125	64	174	73							
Total Rushing Plays	42	32	25	15	39	26	20	40	22							
Avg. Gain Per Rush	3.7	4.3	5.4	5.5	3.7	4.8	3.2	4.4	3.3							
Net Yards Passing	111	201	52	206	222	166	144	121	268							
Times Sacked	1	2	2	4	0	3	5	0	2							
Yards Lost on Sacks	10	16	12	29	0	14	42	0	9							
Gross Yards Passing	121	217	64	235	222	180	186	121	277							
Pass Attempts	17	34	27	49	26	41	39	22	53							
Pass Completions	9	25	14	31	19	24	27	13	35							
Completion Pct	52.9%	73.5%	51.9%	63.3%	73.1%	58.5%	69.2%	59.1%	66.0%							
Avg. Gain Per Pass	6.2	5.6	1.8	3.9	8.5	3.8	3.3	5.5	4.9							
Interceptions	1	1	2	2	0	2	0	0	2							
Fumbles / Fum. Lost	1/0	1/1	1/1	3/1	1/0	1/1	3/0	1/0	1/0							
Penalties	11	7	10	6	1	8	3	5	6							
Penalty Yards	85	45	88	55	5	69	15	40	39							
Punts	6	5	7	5	3	7	6	5	4							
Gross Punting Average	41.7	47.0	44.4	44.4	39	55.0	48.2	45.0	45.0							
Touchbacks	0	1	1	0	0	0	0	0	0							
Inside20	2	4	1	2	1	2	1	4	2							
Punts Blocked	0	0	0	0	0	0	0	0	0							
Net Punting Average	39.3	43	41.3	41.4	36.7	48.9	34.3	44.0	39.5							
Punt Returns	3	3	0	1	2	5	0	3	2							
Punt Return Yards	23	19	0	0	19	132	0	9	22							
Punt Return Avg.	7.7	6.3	0.0	0.0	9.5	26.4	0.0	3.0	11.0							
Fair Catches	1	1	2	1	1	2	1	4	1							
Kickoff Returns	0	0	0	4	0	5	5	1	1							
Kickoff Return Yards	0	0	0	96	0	191	113	26	22							
Kickoff Return Avg.	0.0	0.0	0.0	24.0	0.0	38.2	22.6	26.0	22.0							
Time of Possession	34:00	33:24	25:57	24:31	33:43	31:09	27:59	31:14	32:22							

BALTIMORE RAVENS 2017 REGULAR SEASON GAME BY GAME DEFENSIVE STATISTICS

Game	9/10 @ Cin.	9/17 vs. Cle.	9/24 @ Jax.	10/1 vs. Pit.	10/8 @ Oak.	10/15 vs. Chi.	10/22 @ Min.	10/26 vs. Mia.	11/5 vs. Ten.	11/19 @ GB	11/27 vs. Hou.	12/3 vs. Det.	12/10 @ Pit.	12/17 @ Cle.	12/23 vs. Ind.	12/31 vs. Cin.
Points	0	10	44	26	17	27	24	0	23							
1st Qtr	0	0	10	3	3	0	3	0	10							
2nd Qtr	0	7	13	16	7	10	6	0	6							
3rd Qtr	0	3	14	0	7	7	9	0	0							
4th Qtr	0	0	7	7	0	7	6	0	7							
Overtime	0	0	0	0	0	3	0	0	0							
TDs (Ru-P-Ret)	0-0-0	0-1-0	1-4-0	2-1-0	1-1-0	0-2-1	1-0-0	0-0-0	1-2-0							
PATs (M/A)	0-0	1-1	5-5	2-2	2-2	3-3	0-1	0-0	2-3							
2PT Convs (M/A)	0-0	0-0	0-0	0-1	0-0	0-0	0-0	0-0	0-0							
FGs (M/A)	0-0	1-1	3-3	2-3	1-1	2-2	6-6	0-1	1-1							
Safeties	0	0	0	0	0	0	0	0-0	0							
First Downs	14	20	24	22	15	18	17	13	14							
Rushing	3	6	7	10	7	10	5	3	3							
Passing	8	12	13	10	8	5	11	9	10							
Penalty	3	2	4	2	0	3	1	1	1							
3rd Down Conv (M/A)	4-13	2-12	3-12	7-15	6-12	5-17	7-15	4-15	3-11							
3rd Down Conv Pct	30.8%	16.7%	25%	47%	50%	29%	47%	27%	27%							
4th Down Conv (M/A)	0-1	1-2	2-2	0-0	0-1	0-0	0-0	0-2	0-0							
4th Down Conv Pct	0%	50%	100%	0%	0%	0%	0%	0%	0%							
Total Net Yards	221	386	410	381	245	342	357	196	257							
Total Off. Plays	58	66	68	73	54	75	64	66	52							
Avg. Gain Per Play	3.8	5.8	6.0	5.2	4.5	4.6	5.6	3.0	4.9							
Net Yards Rushing	77	93	166	173	108	231	169	45	71							
Total Rushing Plays	22	21	35	42	25	54	33	19	21							
Avg. Gain Per Rush	3.5	4.4	4.7	4.1	4.3	4.3	5.1	2.4	3.4							
Net Yards Passing	144	293	244	208	137	111	188	151	186							
Times Sacked	5	3	0	1	3	4	0	3	3							
Yards Lost on Sacks	26	7	0	8	22	23	0	25	32							
Gross Yards Passing	170	300	244	216	159	134	188	176	218							
Pass Attempts	31	42	33	30	26	17	31	44	28							
Pass Completions	16	20	20	18	13	9	20	25	19							
Completion Pct	51.6%	47.6%	60.6%	60.0%	50.0%	52.9%	64.5%	56.8%	67.9%							
Avg. Gain Per Pass	4.0	6.5	7.4	6.7	4.7	5.3	6.1	3.2	6.0							
Interceptions	4	4	0	1	0	0	1	2	1							
Fumbles / Fum. Lost	1-1	2-1	0-0	1-0	1-1	4-2	0-0	0-0	0-0							
Penalties	9	11	9	8	3	5	4	7	3							
Penalty Yards	66	65	70	60	24	44	47	43	39							
Punts	5	4	3	4	4	9	2	8	5							
Gross Punting Average	42.4	52.3	50.0	37.5	49.3	46.7	46.0	41.0	51.2							
Touchbacks	0	0	0	0	1	0	0	0	0							
Inside20	1	0	1	1	0	3	0	0	3							
Punts Blocked	0	0	0	0	0	0	0	0	0							
Net Punting Average	37.8	47.5	50.0	37.5	39.5	32.0	46.0	39.9	46.8							
Punt Returns	3	1	2	2	1	4	3	2	2							
Punt Return Yards	14	0	2	15	7	43	83	5	22							
Punt Return Avg.	4.7	0.0	1.0	7.5	7.0	10.8	27.7	2.5	11.0							
Fair Catches	2	1	1	1	0	0	0	0	1							
Kickoff Returns	1	1	1	2	1	5	1	1	1							
Kickoff Return Yards	11	18	12	36	31	105	20	15	4							
Kickoff Return Avg.	11.0	18.0	12.0	18.0	31.0	21.0	20.0	15.0	4.0							
Time of Possession	26:00	26:36	34:03	35:29	26:17	36:45	32:01	28:46	27:38							