



BALTIMORE RAVENS PRESS RELEASE

UNDER ARMOUR PERFORMANCE CENTER | 1 WINNING DRIVE | OWINGS MILLS, MD 21117
PH: 410-701-4000 | BALTIMORERAVENS.COM | TWITTER: @RAVENS

TWO-TIME WORLD CHAMPIONS: SUPER BOWL XXXV (2000) & SUPER BOWL XLVII (2012)



MIAMI DOLPHINS vs. BALTIMORE RAVENS



(4-2) WEEK 8 – THURSDAY, OCT. 26, 2017 (3-4)
8:25 P.M. ET – M&T BANK STADIUM (71,008)

JUST THE FACTS

- The Baltimore Ravens (3-4) host the Miami Dolphins in a Thursday night primetime showdown at M&T Bank Stadium. Kickoff for this AFC tilt is set for 8:25 p.m. The Ravens look to bounce back from two consecutive defeats, while the Dolphins have won three straight.
- Thursday marks the fifth-consecutive year these teams face each other, with Baltimore capturing wins in three of those meetings (including a 38-6 triumph in Charm City last season). The regular season series is tied, 6-6, however, the Ravens are 2-0 in postseason play.
- Last Sunday, Vikings K Kai Forbath kicked 6 FGs, and the Minnesota defense suffocated the Ravens' offense in Baltimore's 24-16 loss at U.S. Bank Stadium. The Ravens played without starting WRs Jeremy Maclin (shoulder) and Breshad Perriman (concussion), plus reserve WR Chris Matthews (thigh). Then, WR Mike Wallace suffered a concussion on the game's second possession, leaving the Ravens with just three healthy players at the position, one of whom (WR Griff Whalen) had signed earlier that week. The Vikings sacked QB Joe Flacco 5 times and did not allow a TD until the final play of the game when Flacco hit WR Chris Moore with a 13-yard strike. K Justin Tucker converted 3 FGs, including a 57-yarder in the first half.
- In their 22nd year of existence, the Ravens have earned a playoff berth in six of the past nine full seasons. Since head coach John Harbaugh's arrival in 2008, Baltimore has posted the NFL's fourth-most total victories (98), won the league's second-most playoff games (10), advanced to an impressive three AFC Championship contests, and in 2012, captured the World Championship in SB XLVII.

WEEKLY SCHEDULE

- Mon. Oct. 23:** 4:30 p.m. Practice / Media Viewing
6:15 p.m. Coach Harbaugh, Joe Flacco & Defensive Player at Podium / Open Locker Room
- Tues. Oct. 24:** 3:00 p.m. Practice / Media Viewing
4:45 p.m. Three Coordinators at Podium & Open Locker Room
- Wed. Oct. 25:** Game Walk-Through / No Media Availability

MONDAY CONFERENCE CALLS

Dolphins: Head Coach Adam Gase at 1:20 p.m. ET
Ravens: Head Coach John Harbaugh at 6:20 p.m. ET

CALLING THE ACTION

Television: CBS/WJZ Ch. 13 (Baltimore)

- Jim Nantz (play-by-play) - Tony Romo (analyst)
- Tracy Wolfson (sideline) - Jay Feely (sideline)
- Jim Rikhoff (producer) - Mike Arnold (director)

National Radio: Westwood One Sports

- Ian Eagle (play-by-play) - Tony Boselli (analysts)

Local Radio: WBAL (1090 AM) & 98Rock (97.9 FM)

- Gerry Sandusky (play-by-play) - Stan White / Todd Heap (analysts)

COACH HARBS SAYS

JOHN HARBAUGH ON THE RAVENS' LEADERSHIP AND TEAM ACCOUNTABILITY:

"The thing I really expect and admire about this team – and the leadership of this team – is that we have a [team meeting] room that [takes accountability]. We don't have guys who are crossing their arms and turning their heads sideways or pointing the finger. Everybody in the room has clarity toward the accountability part of what we have to do. When you do that, you have a chance to get somewhere."

INJURY UPDATE

Standouts on Injured Reserve include six-time Pro Bowl RG **Marshal Yanda** (ankle), LG **Alex Lewis** (shoulder), DE **Brent Urban** (foot), RB **Danny Woodhead** (hamstring) and CB **Tavon Young** (knee). WR **Jeremy Maclin** (shoulder), G **Matt Skura** (knee) and RB **Terrance West** (calf) have missed two-straight games, while WR **Breshad Perriman** (concussion) and TE **Maxx Williams** (ankle) were out for last week's contest at Minnesota. WR **Mike Wallace** (concussion) left the Vikings game and did not return.

NOTE THE QUOTE

OLB TERRELL SUGGS ON LIVING UP TO THE RAVENS' DEFENSIVE STANDARD:

"I take more blame for that than anything, because I know how we're supposed to play. I know how it is supposed to look. I am just extremely frustrated and disappointed. But we can't concede, because we're not out yet. The magic can still happen. We only have two AFC losses. We saw in 2012 what momentum can do; we just have to get momentum rolling on our side. We have to stick in there and get this fixed."

WHAT'S GOING ON?

UNDER JOHN HARBAUGH (SINCE 2008),
BALTIMORE IS 5-0 WHEN PLAYING AT HOME ON
THURSDAY NIGHT FOOTBALL.



6-2

The Ravens' record in Thursday games under John Harbaugh, tying (Seattle) for the NFL's fourth-best mark.

4

Consecutive Thursday night games the Ravens have won (and 6 of their last 7).



#RAVENSFLOCK



2017 RAVENS INFORMATION

2017 SCHEDULE & RESULTS (3-4)

Date	Opponent	Result/Time
Sun. Sept. 10	at Cincinnati Bengals	W 20-0
Sun. Sept. 17	CLEVELAND BROWNS	W 24-10
Sun. Sept. 24	at Jacksonville Jaguars	L 7-44
Sun. Oct. 1	PITTSBURGH STEELERS	L 9-26
Sun. Oct. 8	at Oakland Raiders	W 30-17
Sun. Oct. 15	CHICAGO BEARS	L 24-27 (OT)
Sun. Oct. 22	at Minnesota Vikings	L 16-24
Thurs. Oct. 26	MIAMI DOLPHINS	8:25 p.m. (CBS/NFLN)
Sun. Nov. 5*	at Tennessee Titans	1:00 p.m.
Sun. Nov. 12	BYE	
Sun. Nov. 19*	at Green Bay Packers	1:00 p.m.
Mon. Nov. 27	HOUSTON TEXANS	8:30 p.m. (ESPN)
Sun. Dec. 3*	DETROIT LIONS	1:00 p.m.
Sun. Dec. 10*	at Pittsburgh Steelers	8:30 p.m. (NBC)
Sun. Dec. 17*	at Cleveland Browns	1:00 p.m.
Sat. Dec. 23	INDIANAPOLIS COLTS	4:30 p.m. (NFLN)
Sun. Dec. 31*	CINCINNATI BENGALS	1:00 p.m.

*Flexible Scheduling Games Home Games in CAPS All Times Eastern

SPOTLIGHT: ALEX COLLINS



Pos: RB **Ht:** 5-10 **Wt:** 210 **Exp. (NFL/Ravens):** 2/1
College: Arkansas **Hometown:** Plantation, FL

Describe the Ravens' culture: "It is very welcoming. I love the grit and the way this organization handles adversity. The way they do things around here – the family atmosphere, everyone is just close and together. From the outside in, you really appreciate it and want to be a part of it. We work hard together, we grind together, and it is really a family atmosphere."

Your running style in three words: "Relentless. Graceful. Powerful."

Did you grow up a Dolphins fan? "Absolutely. My whole family was huge Dolphins fans. I'm pretty sure they still are to an extent, but whatever team I am on, that is the main team all my family is a fan of. But definitely back in 2007, I was playing with the Dolphins on Madden. No matter how they did, that was my squad."

What players do you model your game after? "Ricky [Williams] was always my guy growing up. That was my first favorite player, especially being that I was such a Dolphins fan. As I got older and really started to learn about different backs, I just started to take in certain things. For instance – Frank Gore – I look at his running style. Edgerrin James was a guy I looked at. Brandon Jacobs, a strong guy who could run people over. I looked at guys' techniques and studied them."

What is the studying process like? "I would watch the way they did those things over and over and try and master it myself. I felt if I was one-dimensional, teams could always time up and know what I was going to do. But if I learned different moves, then sometimes I'm running by you, sometimes I'm doing a jump-cut, and sometimes I'm spinning. It confuses defenders; they don't know what to expect."

What is the best concert you have ever been to? "The Tortuga festival in Fort Lauderdale. I'm a huge country music fan, and it had a little bit of everybody that I enjoy listening to – Chris Young, Chris Stapleton, Joe Nichols, Thomas Rhett, Jason Aldean, Carrie Underwood. Hearing all of them and watching them perform was just incredible."

Why is your nickname Buddha? "Originally, I thought it was because I was a big baby; I was 12 pounds. But when I was in college, my head coach talked to my dad, and he asked him that same question. My dad told him that out of all of his kids, I'm the only one who came out with his complexion, and everyone else was my mom's. He said I was his good luck charm. People called me Buddha growing up, and it stuck."

Favorite thing to do in your down time? "Listen to music, play video games and play with my dogs. I have two German Shepherds – Scrappy and Chaos."

RAVENS' RED ZONE "D"

The Ravens' defense has been stout in the red zone this season, permitting a 38.1 touchdown percentage mark (8 TDs on 21 drives), which ranks No. 5 in the NFL. Baltimore has also produced an NFL-high 3 red zone take-aways (tied, NYJ).

RED ZONE DEFENSE (2017 Season)

Rk.	Team	Pct.
1.	Seattle Seahawks	.28.6
2.	Cincinnati Bengals	.35.0
3.	Oakland Raiders	.36.4
4.	Los Angeles Chargers	.37.5
5.	Baltimore Ravens	.38.1

RED ZONE TAKE-AWAYS (2017 Season)

Rk.	Team	RZ TA
1.	Baltimore Ravens	3
	New York Jets	3
3.	Jaguars, Patriots	2
	Seahawks & 49ers	2
7.	14 Teams	1

Red Zone "D" Quick Hits:

- The Ravens have not allowed a red zone touchdown in two-straight games. Baltimore has limited foes to 4 FGs in their past 4 red zone entries and 5 FGs in their past 6 trips over the last three games.

NOTE OF THE WEEK



Two-time Pro Bowl LB **C.J. Mosley** leads the NFL in total tackles (64) entering Week 8. Mosley is one of two NFL defenders (Jacksonville LB Telvin Smith) to register at least 50 total tackles, 5 tackles for loss and 1 interception this season.

NUMBERS TO NOTE: K JUSTIN TUCKER

30

Field goals of 50-plus yards by **K Justin Tucker** during his career, ranking as the NFL's most since his 2012 NFL arrival.

57

Length of Tucker's long FG at Minnesota last Sunday, tying for the second longest of his career (career long is 61).

89.6

Career FG percentage for Tucker, ranking as the second-best mark in NFL history (181 of 202). Tucker is only behind K Dan Bailey of Dallas (89.9%). Tucker also owns a 92.8% clip when kicking in the second half/OT, the best mark of all time.

94.4

Tucker's career FG percentage on Thursday night, ranking as the NFL's best mark since 2012. (He's 17-of-18, with a long of 52.)

181

Career FGs made by Tucker, ranking as the NFL's most since 2012. Of these, 81 have come at home (second only to Patriots K Stephen Gostkowski).

2017 AFC NORTH STANDINGS

Teams	W	L	T	Home	Road	Div.	Con.	PF	PA
Pittsburgh	5	2	0	2-1	3-1	3-0	4-1	147	116
Baltimore	3	4	0	1-2	2-2	2-1	3-2	130	148
Cincinnati	2	4	0	1-2	1-2	1-2	2-3	98	112
Cleveland	0	7	0	0-4	0-3	0-3	0-7	103	169



QB JOE FLACCO ON HOW THE OFFENSE MOVES FORWARD & STRIVES TO IMPROVE:

“You go back to work. You get better, you look at where you made mistakes. But I wouldn’t say that, overall, we are trying to fix something that is completely broken. We can’t look at it that way. We have to look at the areas that we can do things well in and continue to exploit the defense in those things that we do well. We will make it happen. We have to keep our heads up and play one game at a time. This is where we are right now, and there’s nothing we can do to go back in time to change it at this point. We work hard. We are in the building 24/7 trying to get everything as good as it can be, so we will continue to do that.”

OLB Terrell Suggs on bouncing back for Thursday night:

“The team is built around the defense, and we don’t have to be perfect, but we have to play better than we are. We are seven games in, we have nine left. Right now we stink; you can write it in there, ‘Yeah the Ravens suck, yada yada yada.’ But with the schedule going ahead, I still think we can do something magical. You know what kind of team we are once we get in ‘The Show.’ We have a home game on Thursday, an AFC home game on Thursday. So, you defend your home turf, and everything can look up for you.”

K Justin Tucker on he and the team turning their attention to Thursday’s game so they perform well:

“The short week does present challenges for everybody, coaches and players alike. In the years that I’ve been blessed to be here, we have done pretty well on Thursday nights, so it’s a challenge that we look forward to. I think it will be a great atmosphere, and it will be fun, like it always is. I think if you ask anybody in here, we are all chomping at the bit to play another game, just to get back in the win column.”

DT Brandon Williams on the Ravens’ defensive effort in last Sunday’s game at Minnesota:

“Obviously, the Ravens’ defense is historical here. We know that it comes down to us getting out there and keeping offenses at bay. At the same time, I am proud of my guys. We only gave up one offensive touchdown – the rest were field goals. I am proud of my guys. They are fighting their butts off, just doing everything they possibly can to keep it a close game. I wouldn’t go to war with anyone else.”

Special teams coordinator/associate head coach Jerry Rosburg on punt returner Michael Campanaro:

“I think the word that comes to mind many times as I watch Mike is ‘efficient.’ He’s catching the ball well; you’ve seen him track the ball over his shoulder a couple times when the guy hits long punts. He’s getting vertical, and his ball security skills have been good. The touchdown [in Week 6 vs. Chicago] play was a really good sign, because he set it up well, and he used his speed to get to the edge. I’ve seen a guy who has been efficient. Now, he’s showed a little explosive power, which is good.”

RB Alex Collins on what it is like playing at Baltimore’s M&T Bank Stadium:

“It’s amazing. I love everything about the stadium – the atmosphere, coming out through the flames. The walk-out has to be the best thing about it, though. When we walk out of the locker room and the fans are there shaking our hands, I don’t know if they do it like that anywhere else in the NFL. They have the hype song playing, and all your teammates are around. I think that has to be hands-down the best feeling. When I experienced that, I was like, ‘Wow. This is one of the coolest things I have ever been a part of.’”

John Harbaugh on preconceived notions regarding WR Mike Wallace prior to his 2016 Baltimore arrival:

“Maybe it is a good lesson for all of us in life – this idea of judging people and things and circumstances, especially from afar when you have never met the person before, or you have never been in their shoes, or you don’t know what they are dealing with. Mike Wallace has been nothing but a leader; he has been nothing but positive and nothing but energetic. I love when he walks out to practice. He pumps me up. He is confident, and he wants the ball and wants to play. But when things don’t go well, he is the biggest supporter of just improving and having each other’s back.”

QB Joe Flacco on how safe T Ronnie Stanley makes him feel in the pocket:

“Ronnie is awesome. He’s a young kid that wants to know it all. When you have a guy like that standing to the left of you, it definitely makes you feel comfortable, because you know he’s on top of it all, and he’s going to do the right thing when the time comes.”

Vikings special teams coach Mike Zimmer on Baltimore’s standout special teams:

“They’re probably the best special teams unit in the league. I know [special teams coordinator/associate head coach] Jerry Rosburg does an unbelievable job – always has. They have the two best specialists [Justin Tucker and Sam Koch] in the league. They have returned a kick for a touchdown, a punt for a touchdown. They have great cover units.”



RAVENS / OPPONENT INFORMATION

2017 RANKINGS

DEFENSE

Category	--Ravens--		--Dolphins--	
	Stats	Rank	Stats	Rank
Total Defense	334.6	18	308.2	10
Rush Defense	145.3	32	82.3	5
Pass Defense	189.3	7	225.8	17
Points Per Game	21.1	13	18.7	6t
3rd-Down Def. %	35.4	11	34.8	7
4th-Down Def. %	50.0	19t	33.3	11t
Red Zone Def. (TD%)	38.1	5	71.4	30

OFFENSE

Category	--Ravens--		--Dolphins--	
	Stats	Rank	Stats	Rank
Total Offense	277.6	31	261.8	32
Rush Offense	120.1	13	81.7	29
Pass Offense	157.4	32	180.2	30
Points Per Game	18.6	23	15.3	31
3rd-Down Off. %	35.1	26	30.1	31
4th-Down Off. %	40.0	18t	25.0	24t
Red Zone Off. (TD%)	47.4	21t	58.3	8

TEAM

Category	--Ravens--		--Dolphins--	
	Stats	Rank	Stats	Rank
Turnover Ratio	+3	9t	-2	22t
Penalties	46	18t	42	9t
Penalty Yards	362	10	305	4

SERIES HISTORY

- The Miami-Baltimore regular season series is tied, 6-6.
- Ravens are 3-1 in Baltimore, winning three straight.
- In postseason play, the Ravens lead, 2-0.

Date	Location	Result	Attendance
10-19-97	Baltimore	Dolphins, 24-13	64,354
09-17-00	Miami	Dolphins, 19-6	73,464
01-13-02*	Miami	Ravens, 20-3	72,251
11-17-02	Miami	Dolphins, 26-7	73,013
11-16-03	Miami	Dolphins, 9-6 (OT)	73,333
01-02-05	Baltimore	Ravens, 30-23	69,843
12-16-07	Miami	Dolphins, 22-16 (OT)	70,287
10-19-08	Miami	Ravens, 27-13	64,972
01-04-09*	Miami	Ravens, 27-9	74,240
11-07-10	Baltimore	Ravens, 26-10	71,305
10-06-13	Miami	Ravens, 26-23	68,342
12-07-14	Miami	Ravens, 28-13	70,244
12-06-15	Miami	Dolphins, 15-13	64,519
12-04-16	Baltimore	Ravens, 38-6	70,916

*Wild Card Playoffs

200 IN SIGHT FOR RAVENS

The Ravens franchise is one win shy of reaching 200 total victories. With a victory against Miami, Baltimore can become the seventh NFL team to win 200 total games since its 1996 inception. Below are the Top 7 teams in total wins since 1996:

1. New England – 272;
2. Green Bay – 237;
3. Pittsburgh – 231;
4. Denver – 226;
5. Indianapolis – 218;
6. Seattle – 201;
7. Baltimore – 199

2017 TEAM LEADERS

PASSING YARDS (TDs/INTs)

Joe Flacco 1,189 (5/8)	Jay Cutler 995 (7/5)
Ryan Mallett 36 (1/0)	Matt Moore 188 (2/1)

RUSHING YARDS (YPC)

Alex Collins 365 (5.9)	Jay Ajayi 442 (3.5)
Javorius Allen 301 (3.7)	Damien Williams 32 (2.7)

RECEIVING YARDS (CATCHES)

Mike Wallace 248 (16)	Jarvis Landry 365 (45)
Benjamin Watson 214 (29)	Kenny Stills 248 (20)
Jeremy Maclin 159 (16)	DeVante Parker 236 (19)

POINTS

Justin Tucker 50	Cody Parkey 32
Three Players 12	Kenny Stills 24
Seven Players 6	Jarvis Landry 18

INTERCEPTIONS (YARDS)

Brandon Carr 3 (57)	Reshad Jones 1 (15)
Lardarius Webb 2 (10)	Bobby McCain 1 (6)
Eric Weddle 2 (2)	n/a n/a

SACKS (YARDS)

Terrell Suggs 4.5 (-24)	Cameron Wake 6 (-50.5)
Three Players 2 (n/a)	Andre Branch 3 (-10)

TACKLES (SOLO)

C.J. Mosley 64 (48)	Reshad Jones 40 (35)
Tony Jefferson 35 (22)	Kiko Alonso 37 (28)
Eric Weddle 33 (24)	Xavien Howard 25 (22)

GROSS PUNTING (NET)

Sam Koch 46.4 (41.2)	Matt Haack 46.4 (41.0)
--------------------------------	----------------------------------

FIELD GOALS (PCT.)

Justin Tucker 13/15 (86.7)	Cody Parkey 8/8 (100.0)
--------------------------------------	-----------------------------------

PUNT RETURN YARDS (AVG.)

M. Campanaro 193 (13.8)	Jakeem Grant 78 (6.5)
-----------------------------------	---------------------------------

KICKOFF RETURN YARDS (AVG.)

Bobby Rainey Jr. 290 (32.2)	Jakeem Grant 134 (22.3)
-------------------------------------	-----------------------------------

2017 TALE OF THE TAPE

Category	Ravens	Dolphins
Record	3-4	4-2
Current Streak	Lost 2	Won 3
Points Scored	130	92
TDs Scored	13	10
Rushing TDs Scored	4	0
Passing TDs Scored	6	9
TDs on Returns	3	1
Points Against	148	112
TDs Allowed	15	13
Rushing TDs Allowed	5	4
Passing TDs Allowed	9	9
TDs on Returns Allowed	1	0
Time of Poss. Avg.	29:33	29:49
KOR Avg. For	28.6	22.2
KOR Avg. Against	19.4	17.5
PR Avg. For	13.8	6.9
PR Avg. Against	10.3	8.4
Sacks	16	15
Sacks Allowed	17	13
Interceptions	10	2
Interceptions Thrown	8	7
Own Fumbles Lost	4	1
Opp. Fumbles Recovered	5	4



RAVENS / OPPONENT INFORMATION

TOP RAVENS-DOLPHINS CONNECTIONS

PRO CONNECTIONS

- Ravens **WR Mike Wallace** spent the 2013-14 seasons with the Dolphins, recording 140 catches for 1,792 yards and 15 TDs. ... Ravens **WR Griff Whalen** spent the 2016 offseason and preseason with Miami.
- Ravens senior advisor to player engagement **O.J. Brigance** was twice voted a team captain in four years (1996-99) while playing for Miami. ... Ravens director of player engagement **Harry Swayne** played his final NFL season (2001) with the Dolphins.
- Dolphins vice chairman **Don Shula** played for (1953-56) and coached (1963-69) the Baltimore Colts.
- Dolphins assistant special teams coach **Marwan Maalouf** held the same post in Baltimore from 2008-11.
- In 1995, Dolphins EVP of football operations **Mike Tannenbaum** worked as a player personnel assistant in Cleveland with Ravens GM and EVP **Ozzie Newsome** (director of pro personnel).

COLLEGE CONNECTIONS

- Ravens practice squad **T Dieugot Joseph** (Florida International) and **WR Breshad Perriman** (Central Florida) both played collegiately in Florida.
- Dolphins **G/T Jermon Bushrod** played college football at Towson (2003-06), where he was a four-year starter. ... Miami rookie **S A.J. Hendy** hails from Maryland (Bowie HS) and was a four-year letterman at the University of Maryland.
- Dolphins offensive coordinator **Clyde Christensen** served as Maryland's QBs coach from 1992-93, while Miami assistant defensive backs coach **Daronte Jones** is a Maryland native (Capital Heights) and graduated from Morgan State University.
- Dolphins director of football research **Brian Fleury** was a four-year QB at Towson (1998-2002) and spent four seasons at his alma mater serving as the special teams coordinator and defensive backs coach (2009-12).

HOMETOWN CONNECTIONS

- Several Ravens hail from Florida: **RB Javorius Allen** (Miccosukee), **RB Alex Collins** (Plantation), **LB Albert McClellan** (Lakeland) and **WR/RS Chris Moore** (Tampa).
- Dolphins **LB Jelani Jenkins** (Rockville) and **DE Cameron Wake** (Hyattsville) are both from Maryland.

STANDOUTS VS. DOLPHINS

QB JOE FLACCO

Record	Att.	Cmp.	Pct.	Yds	TDs	INT	Rate
5-0	162	117	72.2	1,417	9	3	109.5

- Flacco completed 36 of 47 passes for 381 yards, 4 TDs and 1 INT (119.2 rating) in last season's 38-6 win over Miami.
- On 12/7/14 vs. Miami, Flacco was 25-of-33 for 269 yards, 2 TDs and 1 INT in the Ravens' 28-13 victory.

LB C.J. MOSLEY

G	TT	Solo	AS	INT	TD	FF	FR	Sk-Yds	PD
3	15	12	3	0-0	0	0	0	1-5	0

- Mosley tallied a 5-yard sack on 12/7/14 in Baltimore's 28-13 win at Miami. It was 1 of 6 Ravens' sacks on the day.

OLB TERRELL SUGGS

G	TT	Solo	AS	INT	TD	FF	FR	Sk-Yds	PD
8	28	25	3	1-44	1	0	0	8.5-63	2

- Suggs' 8.5 career sacks vs. Miami are the fourth most he has produced against one team during his career. (Including playoffs, he has 9.5 career sacks against the Dolphins.)
- Suggs has posted at least 1 sack in six of the past seven games vs. Miami. (Including playoffs, it's seven of eight.)

WR MIKE WALLACE

G	Rec.	Yds	Avg.	LG	TDs	1st	25+
3	10	176	17.6	54t	2	5	2

- Wallace registered 6 catches for 59 yards in last season's 38-6 win over his former team.

TE BENJAMIN WATSON

G	Rec.	Yds	Avg.	LG	TDs	1st	25+
11	32	353	11.0	30	5	19	1

- In 2010 while playing for Cleveland, Watson reeled in 10 catches for 100 yards and 1 TD in the Browns' 13-10 win over Miami.

S ERIC WEDDLE

G	TT	Solo	AS	INT	TD	FF	FR	Sk-Yds	PD
7	42	35	7	3-104	1	0	0	1-	

- Weddle returned an INT 53 yards in the Ravens' 38-6 win over Miami last season.
- Weddle's 3 INTs vs. Miami tie (Cleveland) for the second most against any one team in his career (Kansas City, 4).

WEEK 7 RECAP AT MINNESOTA

VIKINGS 24, RAVENS 16 • WEEK 7, OCT. 22 • U.S. BANK STADIUM

Vikings K Kai Forbath kicked 6 field goals, RB Latavius Murray rushed for 113 yards, and the Minnesota defense suffocated the Ravens' offense in Baltimore's 24-16 loss at U.S. Bank Stadium last Sunday. The Ravens played without starting wide receivers **WR Jeremy Maclin** (shoulder) and **WR Breshad Perriman** (concussion), plus reserve **WR Chris Matthews** (thigh). Then, **WR Mike Wallace** suffered a concussion on the second possession of the game, leaving the Ravens with just three healthy players at the position, one of whom (**WR Griff Whalen**) had signed earlier that week. The Vikings sacked **QB Joe Flacco** 5 times and did not allow a touchdown until the final play of the game when Flacco hit **WR Chris Moore** with a 13-yard scoring strike. **K Justin Tucker** converted 3 FGs, including a 57-yarder in the first half when neither team scored a touchdown. Baltimore took a 3-0 lead on a 48-yard Tucker FG. Forbath then blasted 52- and 51-yard FGs before Tucker's long tied the game at 6. Forbath then hit a 43-yarder with 35 seconds left in the second quarter. The Vikings opened the third period with another Forbath FG (43) to take a 12-6 lead. After a three-and-out by the Ravens, Minnesota produced its lone TD drive of the day, ending when Murray took an inside handoff and raced 29 yards to the end zone. A missed PAT made the score 18-6. The Ravens tried to rally on the following series, but fell short, settling for another Tucker FG (47). Forbath added 2 more FGs (34 and 32 yards) in the fourth quarter. The 9 FGs made in the contest tied an NFL record for most in one game. The Ravens managed just 208 yards of total offense with 68 added on the game's final drive. The Vikings produced 357 yards with 169 coming on the ground. QB Case Keenum completed 20 of 31 for 188, with TE Kyle Rudolph and WR Adam Thielen each catching 5 for 43 and 41 yards, respectively. Flacco was 27-of-39 for 186 yards, including 8 to **RB Javorius Allen** for only 29 yards. **CB Brandon Carr** stole a first-quarter INT to set up the Ravens' initial FG.



RAVENS WINNING WAYS

TOP FRANCHISES / SINCE 2000

TOTAL WINS

1. New England Patriots . . . 231
2. Pittsburgh Steelers . . . 195
3. Indianapolis Colts . . . 190
4. Green Bay Packers . . . 187
- 5. BALTIMORE RAVENS . . . 175**
6. Denver/Philadelphia . . 174

SUPER BOWL BERTHS

1. New England Patriots . . . 7
2. New York Giants 3
- Pittsburgh Steelers 3
- Seattle Seahawks 3
- 5. BALTIMORE RAVENS 2**
- Car., Den., Ind. 2

SUPER BOWL TITLES

1. New England Patriots . . . 5
- 2. BALTIMORE RAVENS 2**
- New York Giants 2
- Pittsburgh Steelers 2
- Den., GB, Ind., 1
- NO, Sea., TB 1

CONF. TITLE GAMES

1. New England Patriots . . 11
2. Pittsburgh Steelers 6
3. Philadelphia Eagles 5
- 4. BALTIMORE RAVENS 4**
- Green Bay Packers 4
- Indianapolis Colts 4

WINNING SEASONS

1. New England Patriots . . 16
2. Green Bay Packers 14
3. Indianapolis Colts 13
- Pittsburgh Steelers 13
- 5. BAL., Den., Phi., Sea. . . . 11**

PLAYOFF BERTHS

1. New England Patriots . . 14
2. Indianapolis Colts 13
- Green Bay Packers 13
3. Pittsburgh, Seattle 11
- 6. BALTIMORE, Philadelphia . . 10**

PLAYOFF GAMES

1. New England Patriots . . 34
2. Green Bay Packers 24
- Indianapolis Colts 24
- Pittsburgh Steelers 24
- 5. BALTIMORE, Seattle 23**

PLAYOFF WINS

1. New England Patriots . . 25
- 2. BALTIMORE RAVENS . . . 15**
- Pittsburgh Steelers 15
4. Seattle Seahawks 13
5. Green Bay, Indianapolis . . 12

SUPER BOWL CHAMPIONS



**LB Ray Lewis - 2000
Super Bowl XXXV MVP**

In a magnificent effort showcasing thrilling performances by their defense, offense and special teams units, the Baltimore Ravens won Super Bowl XXXV with a 34-7 victory over the New York Giants. Allowing the Giants a meager 152 total net yards, New York's attack crossed midfield just twice, while Baltimore's "D" posted 4 INTs. LB Ray Lewis was named the game's MVP, capping an accolade-filled season in which he was also tabbed the NFL's Defensive Player of the Year.



**QB Joe Flacco - 2012
Super Bowl XLVII MVP**

Baltimore defeated San Francisco, 34-31, in Super Bowl XLVII, capturing the franchise's second World Championship. After an amazing first-half performance, the Ravens took a commanding 28-6 lead. But following a bizarre, 34-minute power outage that halted play, the 49ers stormed back into contention. Clinging to a 34-29 edge late in the game, the Ravens stood firm on a pivotal goal-line stand, jamming SF on four-straight plays inside the 7-yard line. QB Joe Flacco was named the game's MVP.

PLAYOFF PERFORMERS

PLAYOFF WINNING PERCENTAGE (Since 1970 Merger)

Rk.	Team	Record	Pct.
1.	BALTIMORE RAVENS**	15-8	.652
2.	New England Patriots*****	31-18	.633
3.	New York Giants****	20-12	.625
4.	San Francisco 49ers*****	30-19	.612
5.	Pittsburgh Steelers*****	36-23	.610

* Number of Super Bowl Titles

JOHN HARBAUGH ERA

(SINCE 2008)

PLAYOFF BERTHS

1. Green Bay Packers 8
- New England Patriots . . . 8
- 3. BALTIMORE RAVENS 6**
- Cincinnati Bengals 6
- Indianapolis Colts 6
- Pittsburgh Steelers 6
- Seattle Seahawks 6

TOTAL WINS

1. New England Patriots . . 126
2. Green Bay Packers . . . 106
- Pittsburgh Steelers . . . 106
- 4. BALTIMORE RAVENS . . . 98**
5. Denver Broncos 96
6. Indianapolis Colts 94

PLAYOFF WINS

1. New England Patriots . . 11
- 2. BALTIMORE RAVENS . . . 10**
3. Green Bay Packers 9
- Seattle Seahawks 9
5. Pittsburgh Steelers 8

PLAYOFF GAMES

1. New England Patriots . . 17
2. Green Bay Packers 16
- 3. BALTIMORE RAVENS . . . 15**
4. Seattle Seahawks 14
5. Pittsburgh Steelers 13

AFC TITLE GAMES

1. New England Patriots . . 6
- 2. BALTIMORE RAVENS . . . 3**
- Pittsburgh Steelers 3
4. Denver Broncos 2
- Indianapolis Colts 2
- New York Jets 2

PLAYOFF ROAD WINS

- 1. BALTIMORE RAVENS 7**
2. Green Bay Packers 5
3. New York Jets 4
4. San Francisco 49ers 3
5. NY Giants, Philadelphia . . 2
- Pittsburgh, Seattle 2

REG. SEASON WINS

1. New England Patriots . . 115
2. Pittsburgh Steelers 98
3. Green Bay Packers 97
4. Denver Broncos 90
5. Indianapolis Colts 89
- 6. BALTIMORE RAVENS . . . 88**
- Atlanta, New Orleans . . . 88

REG. SEASON HOME WINS

1. New England Patriots . . 64
2. Green Bay Packers 58
- 3. BALTIMORE RAVENS . . . 55**
4. Pittsburgh Steelers 54
5. Minnesota Vikings 51
- Seattle Seahawks 51
7. Denver, Indianapolis . . . 50

SUPER BOWL SUCCESS

The Baltimore Ravens are one of four franchises (New England, NY Giants and Pittsburgh) to win multiple Super Bowls since 2000.



HEAD COACH JOHN HARBAUGH

ALL-TIME RAVENS COACHING RECORDS

John Harbaugh is the third head coach in Baltimore Ravens history. He is the franchise's all-time winningest coach (98 total victories), with Brian Billick (85) ranking second.

SEASONS
RAVENS: 10TH
NFL: 20TH

Coach	Seasons	Reg. Season	Playoffs	Total
John Harbaugh	2008-17	88-63	10-5	98-68
Brian Billick	1999-2007	80-64	5-3	85-67
Ted Marchibroda	1996-98	16-31-1	n/a	16-31-1



HARBAUGH HEAD COACHING RECORDS (2008-17)

- Overall Career Record 98-68
- Regular Season Record . . . 88-63
- at Home 55-20
- on Road 33-43
- vs. AFC 67-46
- vs. AFC North 36-21
- vs. Miami (playoffs) 5-1 (1-0)
- vs. NFC 21-17
- Playoffs Record 10-5
- Home Playoff Games 2-0
- Road Playoff Games 7-5
- Super Bowl Record 1-0

RAVENS WINS UNDER HARBAUGH

Including playoffs (10-5), the Ravens are 98-68 since **John Harbaugh** became head coach in 2008, producing the NFL's fourth-most total victories. "Harbs" has led the Ravens to 88 regular season wins, tying (Atl. & NO) for sixth since 2008.

TOTAL NFL WINS / INCLUDING PLAYOFFS (Since Harbaugh's 2008 Baltimore Arrival)

Rk.	Team	Total Wins
1.	New England Patriots	126
2.	Green Bay Packers	106
	Pittsburgh Steelers	106
4.	Baltimore Ravens	98
5.	Denver Broncos	96

HARBAUGH SEASON-BY-SEASON

Year	Record	Playoffs (Result)
2017	3-4	TBD
2016	8-8	No Playoff Berth
2015	5-11	No Playoff Berth
2014	10-6	1-1 (Advanced to Divisional Round)
2013	8-8	No Playoff Berth
2012	10-6	4-0 (won Super Bowl XLVII)
2011	12-4	1-1 (Advanced to AFC Championship)
2010	12-4	1-1 (Advanced to Divisional Round)
2009	9-7	1-1 (Advanced to Divisional Round)
2008	11-5	2-1 (Advanced to AFC Championship)

HARBS IS HISTORICALLY GOOD

MOST PLAYOFF WINS BY A COACH / FIRST NINE SEASONS (Since 1970 Merger)

Coach (Team)	Playoff Wins	Seasons
Joe Gibbs (Was.)	11	1981-89
John Harbaugh (Bal.)	10	2008-16
George Seifert (SF, Car.)	10	1989-96, '99

THE HARBAUGH FILE

John Harbaugh has led the Ravens to a playoff berth in six (2008-12 & 2014) of his nine full seasons in Baltimore, and in 2012, captured the franchise's second Super Bowl title. Under his guidance, the Ravens have secured an appearance in three AFC Championships (2008, 2011 & 2012).

Here are several Harbaugh quick hits:

- The Ravens are one of seven teams with at least six playoff berths in the past nine seasons (2008-16): GB (8), NE (8), Bal. (6), Cin. (6), Ind. (6), Pit. (6) & Sea. (6).
- The Ravens' 10 playoff wins since 2008 rank second only to New England's 11.
- "Harbs" is the only head coach in NFL history to win a playoff game in each of his first four and five seasons.
- John and his brother, Jim (formerly of the 49ers), are the only head coaches to advance to three conference title games in the first five years as NFL bosses.
- Harbaugh is the only coach in NFL history to win a playoff game in six of the first seven seasons of a coaching career.
- In 2012, Harbaugh became the third coach (with Bill Cowher & Chuck Knox) since the 1970 merger to guide his team to the playoffs in each of his first five seasons.
- Harbaugh owns the second-most playoff wins (10, tied) by a coach in his first nine seasons (since the 1970 merger).
- With the Ravens' 2014 playoff berth, Harbaugh became one of eight coaches in NFL history to make the postseason in six of their first seven seasons coaching.
- For coaches to make the playoffs in at least six of their first nine years, "Harbs" is one of five active coaches to do so (Pete Carroll, Mike McCarthy, Andy Reid & Mike Tomlin).
- Harbaugh, Tom Landry (Dal.) and Tom Coughlin (Jax./NYG) own the most road playoff wins (7) by a HC in NFL history.



HEAD COACH JOHN HARBAUGH

ACTIVE HEAD COACH WINNING PERCENTAGE

John Harbaugh owns the sixth-best winning % (.590, tied) among active coaches, compiling a 98-68 record (including playoffs). For coaches who've coached a minimum of 90 games, he's fifth to Bill Belichick, Mike Tomlin, Mike McCarthy and Sean Payton.

ACTIVE HEAD COACHES / CAREER WINNING PERCENTAGE (Totals Include Regular Season and Playoff Games / Min. 40 Games)

Rk.	Coach	Team	Seasons	Record	Pct.
1.	Bill Belichick	Cle./NE	1991-95, 2000-17	268-127	.678
2.	Mike Tomlin	Steelers	2007-17	116-65	.641
3.	Mike McCarthy	Packers	2006-17	128-72-1	.639
4.	Bruce Arians	Cardinals	2013-17	45-28	.616
5.	Sean Payton	Saints	2006-17	104-71	.594
6.	John Harbaugh	Ravens	2008-17	98-68	.590
	Pete Carroll	NYJ/NE/Sea.	'94, '97-99, '10-17	117-81-1	.590

TRENDS UNDER HARBS

On grass.	32-26
Artificial turf	56-37
September.	22-11
October.	15-22
November	28-11
December	20-17
January	3-2
Leading at halftime	69-17
Leading After 3 quarters.	77-14
When scoring first.	65-20
Positive or even turnover ratio.	69-26
Scoring 20 or more points	71-25
Scoring 30 or more points	33-4
Totaling 350 or more net yards.	47-22
Rushing for 150 or more yards.	27-5
Holding opp. under 250 net yards	31-6
Holding opp. under 21 points.	71-14
Holding opp. under 15 points.	53-6

POSTSEASON SUCCESS: ACTIVE COACHES

PLAYOFFS WIN PERCENTAGE

Rk.	Coach	Rec.	Pct.
1.	Bill Belichick	26-10	.722
2.	John Harbaugh	10-5	.667
	Dan Quinn	2-1	.667
4.	Sean Payton	6-4	.600
5.	Pete Carroll	10-7	.588

SUPER BOWL TITLES

1.	Bill Belichick	5
2.	John Harbaugh	1
	Pete Carroll	1
	Mike McCarthy	1
	Sean Payton.	1
	Mike Tomlin.	1

HARBAUGH'S PATH TO THE NFL

Team	Position	Years
Baltimore Ravens	Head Coach	2008-17
Philadelphia Eagles	Secondary	2007
Philadelphia Eagles	Special Teams Coord.	1998-2006
Indiana University	DBs/Special Teams Coord.	1997
University of Cincinnati	Assistant Head Coach	1995-96
University of Cincinnati	TEs/OLBs/RBs/Special Teams	1989-94
Morehead State	DBs/ST Coord./S&C Coach	1988
University of Pittsburgh	Tight Ends	1987
Western Michigan	Graduate Assistant	1984-86

RAVENS UNDER HARBAUGH: SINCE 2008



AFC TITLE GAMES
(2nd Most - tied, Pit.)



ROAD PLAYOFF WINS
(NFL High)



PLAYOFF WINS
(2nd Most, NE - 11)



WINS AT HOME
(3rd Most)



TOTAL VICTORIES
(4th Most)



"John is the best coach I know, the best I've ever come across or competed against. I'm envious of the grasp he has of the entire game. I think offensively and with quarterback play, I'm right there with him. But I've got a ways to go in terms of special teams and understanding defense the way he does. I'm half as good as John is, but I'm trying."

- Jim Harbaugh on his brother, John

JERRY ROSBURG & SPECIAL TEAMS NOTES



ROSBURG LEADS RAVENS SPECIALISTS

SEASONS
RAVENS: 10TH
NFL: 17TH

Special teams coordinator/associate head coach **Jerry Rosburg** has guided a stellar special teams group since arriving in Baltimore in 2008. Below are several standout notes about the coach and his successful group of specialists:

SIX PRO BOWLERS

• Six Ravens have earned eight combined Pro Bowl honors while playing for Rosburg: ST **Brendon Ayanbadejo** (2008), K **Billy Cundiff** (2010), RS **Jacoby Jones** (2012), K **Justin Tucker** (2013 & 2016), LS **Morgan Cox** (2015 & 2016) and P **Sam Koch** (2015).

PRIME KICKER & PUNTER

• Two-time Pro Bowl K **Justin Tucker**, who Rosburg scouted and helped sign as a rookie free agent, owns the NFL's most FGs (181) since entering the NFL in 2012. With an 89.6% career success mark, "Tuck" is the second-most accurate kicker in league history (181-of-202 on FGAs). Earning his first Pro Bowl nod in 2015, P **Sam Koch**'s 46.7 gross average ranked No. 9 in the NFL that season, while his 42.9 net average was No. 2. In 2014, Koch posted the NFL's No. 3 gross (47.4) and No. 1 net (43.3) averages, both career highs and Ravens records.

RAVENS' BIG RETURNS

• Led by Pro Bowl RS **Jacoby Jones** in the 2012 Super Bowl season, Baltimore ranked first in the NFL in KOR average (27.3). Jones, who became the first player ever to record dual KORs of at least 105 yards in a career, tied for a league-leading 3 kick return TDs (2 KORs & 1 PR). He also tied an NFL record for longest KOR in a Super Bowl with his 108-yard KOR-TD. (In 2014's game at Pit., he added another 108-yarder to his resume, marking 4 total KOR-TDs over 100 yards in his career.)

2017: RAVENS RETURN GAMES SOARS IN WEEK 6 vs. CHICAGO

• In Week 6 vs. Chicago, for the first time in franchise history, the Ravens returned a kickoff and punt return for a TD in the same game. **RB Bobby Rainey Jr.** posted a 96-yard KOR-TD, while **WR Michael Campanaro** registered a 77-yard PR-TD. The Ravens are the first NFL team to have KOR and PR touchdowns in the same game since 2013, when Detroit and Kansas City each accomplished the feat on 12/8/13.

BALTIMORE BLOCK PARTY

Since 2014, the Ravens have produced the NFL's most blocked kicks (12), including an NFL-high 4 (tied, Mia.) in 2016.

MOST BLOCKED KICKS (Since 2014)			MOST BLOCKED KICKS (2016 Season)		
Rk.	Team	Blocks	Rk.	Team	Blocks
1.	Baltimore	12	1.	Baltimore	4
2.	Philadelphia	11		Miami	4
3.	Miami/New England	10	3.	Five Teams	3

RAVENS' NFL-HIGH 12 BLOCKS: BREAKDOWN (SINCE 2014)

Total Blocks	12	1st Qtr.	2	When Losing	8
FG Blocks	6	2nd Qtr.	1	When Winning	2
PAT Blocks	3	3rd Qtr.	3	When Tied	2
Punt Blocks	3	4th Qtr.	6	Record w/ Block	7-5



FIVE STRAIGHT IN THE TOP 5

In the past five full seasons (2012-16), the Ravens' special teams units have consistently been acknowledged as one of the league's best. In the annual special teams report from *The Dallas Morning News*, senior NFL writer Rick Gosselin has ranked Baltimore in the NFL's Top 5 for five-straight seasons. (Gosselin's report is recognized by NFL teams as a special teams measuring stick.)

RAVENS SPECIAL TEAMS RANKINGS IN THE DALLAS MORNING NEWS' ANNUAL REPORT (Past Five Full Seasons)

Season	Ranking
2016	5th
2015	1st
2014	5th
2013	5th
2012	2nd

No other NFL team has been in the Top 5 in each of the past five full seasons.

TOP KOR AVERAGE

Since 2008, when **Jerry Rosburg** became the Ravens' ST coordinator, Baltimore owns the NFL's No. 1 KOR average (25.3).

NFL KICKOFF RETURN AVERAGE (Since 2008 / Rosburg's Baltimore Tenure)

Rk.	Team	KOR	Yards	Avg.	Long	TDs
1.	Baltimore Ravens	424	10,727	25.3	108t	7
2.	Minnesota Vikings	487	11,954	24.5	109t	10
3.	Atlanta Falcons	352	8,449	24.0	102t	1
4.	New York Jets	475	11,316	23.8	107t	6
	Seattle Seahawks	427	10,156	23.8	105t	5



MARTY MORNHINWEG & OFFENSIVE NOTES

MARTY MANS THE OFFENSE


Marty Mornhinweg was elevated to offensive coordinator on Oct. 10, 2016. A 23-year NFL coaching veteran, Mornhinweg, who joined Baltimore as QBs coach in 2015, is a former head coach of the Lions (2001-02). He has also served as offensive coordinator for the New York Jets (2013-14), Philadelphia Eagles (2004-12) and San Francisco 49ers (1997-2000).

FIVE PRO BOWLERS

- Throughout his NFL coaching career, five quarterbacks have earned Pro Bowl honors under Mornhinweg's direction: Michael Vick, Donovan McNabb, Steve Young, Jeff Garcia and Brett Favre.

SEASONS

RAVENS: 3RD
NFL: 23RD



MARTY'S NFL COORDINATOR ROLES

1997-2000: 49ers – Offensive Coordinator/QBs Coach

- During this span, SF offense ranked third in total net yards (364.6 ypg), including third in rushing (131.4 ypg) and fifth in passing (233.2 ypg).
- In 1999, the 49ers boasted the NFL's No. 1 rush offense (130.9 ypg).
- In 1998, SF offense ranked No. 1 in the NFL (425.0 ypg), including first in rushing (159.0 ypg) and second in passing (266.0 ypg).

2004-12: Eagles – Offensive Coordinator/Asst. Head Coach

- Under Mornhinweg, 10 offensive players earned a total of 17 Pro Bowl honors. Philly set a then-franchise best with 6,386 total net yards in 2011.
- In his first season (2004) guiding the offense, Philadelphia advanced to Super Bowl XXXIX.

2013-14: NY Jets – Offensive Coordinator

- Jets ranked third in the NFL rush offense (138.7 ypg) during this span.
- In 2014, helped guide a rushing attack that finished third in the NFL (142.5 ypg) behind RBs Chris Ivory and Chris Johnson.

2016: Baltimore Ravens – Offensive Coordinator

- QB Joe Flacco threw for a franchise-record 4,317 yards.

TOP "O" UNDER HARBAUGH

The Ravens' Top 6 all-time single-game offensive outputs have come during the John Harbaugh/QB Joe Flacco Era, including a 496-yard performance vs. Miami with Marty Mornhinweg as O.C. in 2016.

RAVENS TOP TOTAL NET YARDS (Single-Game History)

Yards	Game/Date	Results
553	09/25/11 at STL	W, 37-7
548	12/13/09 vs. Det.	W, 48-3
533	12/23/12 vs. NYG	W, 33-14
503	09/23/12 vs. NE	W, 31-30
501	09/13/09 vs. KC	W, 38-24
496	12/04/16 vs. Mia.	W, 38-6

BALTIMORE RAVENS MOST TOTAL YARDS (Since 2012 / Past Five Years)

12/23/12 vs. NYG	533
09/23/12 vs. NE	503
12/04/16 vs. Mia.	496
09/20/15 at Oak.	493
10/12/14 at TB	475
09/28/14 vs. Car.	454

RUN GAME QUICK HITS

- ✓ Under John Harbaugh (since 2008), the Ravens have averaged the NFL's 13th-most rushing yards per game (115.5).
- ✓ Since 2008, the Ravens' 130 rushing TDs tie (NYJ) for eighth in the NFL.
- ✓ Under Harbaugh, when rushing for at least 125 yards in a game, the Ravens have produced a 47-9 record. Baltimore is 27-5 when rushing for at least 150 yards during the Harbaugh Era.

RAVENS' BEST MARKS

With Marty Mornhinweg as a member of the Ravens' coaching staff (QB's coach in 2015 & O.C. for much of 2016), Baltimore tallied the Top 2 net passing yards seasons in team history. (The Ravens also posted the second-most net yards in team history in 2015.)

RAVENS "O" OUTPUT / SINGLE-SEASON HISTORY

NET PASSING YARDS		TOTAL NET YARDS	
Year	Yards	Year	Yards
2015	4,271	2014	5,838
2016	4,100	2015	5,749
1996	3,978	1996	5,723

PRIME PROTECTION

Since 2014 (a 55-game span), Baltimore's 93 sacks permitted rank as the NFL's second fewest. The Ravens have allowed zero sacks in 13 games since 2014, a mark that ranks as the NFL's third most.

NFL'S FEWEST SACKS ALLOWED / SINCE 2014

Rk.	Team	Sacks
1.	Oakland Raiders	92
2.	Baltimore Ravens	93
3.	New Orleans Saints	94

ZERO SACKS ALLOWED / GAMES / SINCE 2014

New York Giants	14
Oakland Raiders	14
Baltimore Ravens	13
Pittsburgh Steelers	12



YPC Rushing Average

NFL High by RB Alex Collins in 2017



Rushing Yards Per Game

by the Ravens in 2017 (NFL's 13th-best mark)



2016 Net Passing Yards (Second in Team History)



2016 Flacco Passing Yards (Career High & Team Record)

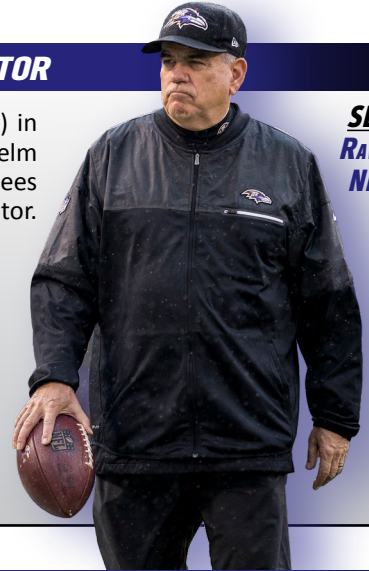


DEAN PEES & DEFENSIVE NOTES

PEES A PREMIER DEFENSIVE COORDINATOR

Defensive coordinator **Dean Pees** led the Ravens' seventh-ranked defense (322.1 ypg) in 2016, marking the sixth time a defense has finished in the NFL's Top 10 with Pees at the helm (despite only nine years of D.C. experience). Dating back to 1990 (the past 27 seasons), Pees ranks first (tied, Jim Bates) in percentage of Top 10 finishes (.667) as a defensive coordinator.

SEASONS
RAVENS: 8TH
NFL: 14TH



PERCENTAGE OF TOP 10 FINISHES AS A DEFENSIVE COORDINATOR / SINCE 1990 (Minimum Six Years of Coordinator Experience)

Rk.	Defensive Coordinator (Teams)	Pct. of Top 10 Finishes
1.	Dean Pees (NE/Bal.)	.667 (6 of 9)
	Jim Bates (Atl./Mia./GB/Den./TB)	.667 (6 of 9)
3.	Monte Kiffin (Min./NO/TB/Dal.)	.647 (11 of 17)
4.	Dave Campo (Dal./Cle.)	.571 (4 of 7)
	Marvin Lewis (Bal./Was.)	.571 (4 of 7)
	Tim Lewis (Pit./NYG)	.571 (4 of 7)

DEFENSIVE QUICK HITS

- ✓ *The Ravens are one of three teams (Denver & Seattle) to finish in the Top 10 on defense in each of the past three full seasons.*
- ✓ *Ranking seventh overall (322.1 ypg) in 2016, it marked the 12th time in the past 14 seasons that Baltimore boasted a Top 10 unit.*
- ✓ *In 2016, Baltimore extended its NFL record to 21-consecutive seasons of not permitting over 4.0 yards per carry (3.7 average).*

2017 WEEK 1 DEFENSIVE HIGHLIGHTS

- The Ravens' defense dominated in Week 1's 20-0 win over Cincy:
- ✓ It marked the fourth time in team history the Ravens tallied 5 sacks and forced 5 turnovers in a game (last was 9/17/06 vs. Oak., with 6 QB drops, 3 INTs & 2 fumbles).
 - ✓ For the first time in franchise history, Baltimore produced 5 sacks and 4 INTs in a single game.
 - ✓ Only 10 times in the past 10 seasons has an NFL team posted 5 sacks and 4 interceptions in a game.
 - ✓ The performance marked the 18th time in Ravens history the defense forced 5 turnovers. (The Ravens then added a 19th time in Week 2's 24-10 victory over Cleveland.)

ALL-TIME RAVENS 'D' COORDINATORS

Dean Pees is another standout in a long line of great Ravens defensive coordinators, four of whom have gone on to become NFL head coaches: Marvin Lewis (1996-2001), Mike Nolan (2002-04), Rex Ryan (2005-08) and Chuck Pagano (2011).

RAVENS ALL-TIME DEFENSIVE COORDINATORS

Dean Pees (2012-17)*	Rex Ryan (2005-08)
Chuck Pagano (2011)	Mike Nolan (2002-04)
Greg Mattison (2009-10)	Marvin Lewis (1996-2001)*

* Super Bowl-winning "D" Coordinator

GET 'EM OUT

Since **Dean Pees** was named "D" coordinator in 2012, Baltimore has forced the NFL's third-most three-&-outs (258).

DEFENSIVE THREE-AND-OUTS / SINCE 2012

Rk.	Team	3-&-Out Drives
1.	Denver Broncos	290
2.	Houston Texans	267
3.	Baltimore Ravens	258
4.	New York Jets	256

RAVENS "D" UNDER HARBAUGH

Dean Pees leads a defensive unit that, during the **John Harbaugh** Era (2008-17), has allowed the NFL's second-fewest points (19.3) per game (tied, Sea.), third-fewest yards (317.7) per game and the second-fewest overall touchdowns (305).

POINTS PER GAME ALLOWED (Since 2008)

1. Pittsburgh	18.7
2. Baltimore	19.3
Seattle	19.3

TOUCHDOWNS ALLOWED (Since 2008)

1. Pittsburgh	302
2. Baltimore	305
3. Seattle	310

TOTAL NET YARDS ALLOWED (Since 2008)

1. Pittsburgh	304.8
2. NY Jets	316.6
3. Baltimore	317.7

OPPONENT PASSER RATING (Since 2008)

1. Baltimore	79.6
2. Cincinnati	80.2
3. Green Bay	80.5

RUSHING YARDS ALLOWED (Since 2008)

1. Pittsburgh	93.2
2. Baltimore	99.0
3. NY Jets	100.5

THIRD-DOWN DEFENSE (Since 2008)

1. Houston	35.7
2. Baltimore	36.0
3. Denver	36.2


Ravens' Strong Start in 2017: Baltimore is the only NFL team to produce at least 4 INTs and 3 sacks in each of its first two games of a season since sacks became an official stat in 1982. The Ravens are also the third NFL team since the 1970 merger – and first since the 1992 Steelers – to record at least 4 INTs in each of a season's first two games. (The other team is the 1971 Browns.)



OZZIE NEWSOME / PERSONNEL NOTES

THE WIZARDRY OF OZ

SEASONS
RAVENS: 22ND
NFL: 40TH



Ozzie Newsome's legacy is unlike any the game has seen. Known throughout all of sports as a premier leader, Newsome is a Hall of Fame player, the architect of Baltimore's 2000 and 2012 Super Bowl championship teams and an elite personnel evaluator who became the NFL's first African American GM.

OZZIE NEWSOME CAREER SNAPSHOT

- NFL's first African American General Manager (promoted in 2002)
- Architect of Ravens 2000 & 2012 Super Bowl Championship Teams
- NFL Executive of the Year (2000)
- Pro Football Hall of Fame (class of 1999)
- State of Alabama Hall of Fame (class of 1995)
- National Football Foundation College Hall of Fame and NCAA Hall of Fame (class of 1994)
- 13-Year NFL Tight End with Cleveland Browns (1978-90)
- Three-Time Pro Bowler (1981, 1984-85)
- Four-Time Cleveland Touchdown Club Offensive Player of the Year
- Current Member of Two Major NFL Policy-Making Groups: Competition Committee and Player Care Foundation Board

FIRST-ROUND FINDS

Led by Ozzie Newsome, the Ravens have selected 22 players in the NFL Draft's first round. These picks have earned 58 combined Pro Bowls, many All-Rookie honors, multiple Defensive Player of the Year Awards and two Super Bowl MVP honors.

RAVENS ALL-TIME FIRST-ROUND DRAFT PICKS

Year	Name	Pick	Pro Bowls
1996	T Jonathan Ogden*	4	11
1996	LB Ray Lewis* ++ ~	26	13
1997	LB Peter Boulware*	4	4
1998	CB Duane Starks*	10	
1999	CB Chris McAlister*	10	3
2000	RB Jamal Lewis*=	5	1
2000	WR Travis Taylor	10	
2001	TE Todd Heap*	31	2
2002	S Ed Reed* +	24	9
2003	OLB Terrell Suggs* +	10	6
2003	QB Kyle Boller	19	
2005	WR Mark Clayton*	22	
2006	DT Haloti Ngata*	12	5
2007	G Ben Grubbs*	29	2
2008	QB Joe Flacco^ ~	18	
2009	T Michael Oher*	23	
2011	CB Jimmy Smith	27	
2013	S Matt Elam	32	
2014	LB C.J. Mosley*	17	2
2015	WR Breshad Perriman	26	
2016	T Ronnie Stanley	6	
2017	CB Marlon Humphrey	16	

* All-Rookie Team ^ Rookie of the Year (NFL.com Fan Vote)
~ Super Bowl MVP + Defensive Player of the Year Awards
= Offensive Player of the Year Award

HOMEGROWN PRO BOWLERS

Year Drafted (Rd.)	Name	Pro Bowls
1996 (1st)	LB Ray Lewis	13
1996 (1st)	T Jonathan Ogden	11
2002 (1st)	S Ed Reed	9
2003 (1st)	OLB Terrell Suggs	6
2007 (3rd)	G Marshal Yanda	6
2006 (1st)	DT Haloti Ngata	5
1997 (1st)	OLB Peter Boulware	4
1999 (1st)	CB Chris McAlister	3
2008 (2nd)	RB Ray Rice	3
2015 (RFA)	LS Morgan Cox #	2
2001 (1st)	TE Todd Heap	2
1996 (5th)	WR/RS Jermaine Lewis	2
2007 (4th)	FB Le'Ron McClain	2
2014 (1st)	LB C.J. Mosley	2
2000 (6th)	OLB Adalius Thomas	2
2012 (RFA)	K Justin Tucker #	2
2007 (1st)	G Ben Grubbs	1
2013 (4th)	FB Kyle Juszczyk	1
2006 (6th)	P Sam Koch	1
2000 (1st)	RB Jamal Lewis	1
2002 (RFA)	LB Bart Scott #	1

Undrafted rookie free agent **Bold** indicates 2016 Pro Bowler



**HOMEGROWN
RAVENS PRO BOWL
PLAYERS**



**RAVENS
DRAFT PICKS
To Earn Pro Bowls**



**RAVENS
ROOKIE FREE AGENTS
To Earn Pro Bowls**

"Really, Ozzie is an ambassador for the NFL, period. I think about three 'C's' when I think about Ozzie: classy, consistency and championships. That's what I think about. We're all chasing Ozzie Newsome, man. He doesn't talk about it, but go in his office, he's got skins on the wall. He doesn't have to talk about it. His resume says it all for him." – Jerry Reese, Giants GM



OZZIE NEWSOME / PERSONNEL NOTES

AN ELITE CLUB

The Baltimore Ravens have won two Super Bowl titles during their 21-year history, capturing the Lombardi Trophy in 2000 and 2012. Baltimore is just one of four NFL franchises to win multiple World Championships since 2000.



MOST SUPER BOWL CHAMPIONSHIPS (Since 2000 Season)

Titles	Team	Seasons
5	New England Patriots	2001, '03-04, '14, '16
2	Baltimore Ravens	2000, '12
2	New York Giants	2007, '11
2	Pittsburgh Steelers	2005, '08

CONSISTENT CONTENDERS

The Baltimore Ravens have earned 10 playoff berths in their history (2014, 2012, 2011, 2010, 2009, 2008, 2006, 2003, 2001, 2000). Baltimore's 10 berths from 2000-16 rank fourth in the AFC and tie (Philadelphia) for sixth overall in the NFL.

MOST NFL PLAYOFF BERTHS (2000-16 / Past 17 Full Seasons)

AFC	NFC
14 - New England	13 - Green Bay
13 - Indianapolis	11 - Seattle
11 - Pittsburgh	10 - Philadelphia
10 - Baltimore	8 - NY Giants

PLAYOFFS SINCE 2008

Baltimore is one of seven teams to earn a playoff berth six of the past nine seasons. In each of those respective playoff years, the Ravens won at least one playoff games.

MOST NFL PLAYOFF BERTHS/ 2008-16 / PAST NINE SEASONS

Berths	Team	Seasons
8	Green Bay Packers	2009-16
8	New England Patriots	2009-16
6	Baltimore Ravens	2008-12, 2014
6	Cincinnati Bengals	2009, 2011-15
6	Indianapolis Colts	2008-10, 2012-14
6	Pittsburgh Steelers	2008, 2010-11, 2014-16
6	Seattle Seahawks	2010, 2012-16

RAVENS "20/20" CLUB

The Ravens' "20/20 Club" includes members of the team's personnel staff who started with the Ravens as young assistants and grew into evaluators with more input. The term "20/20" refers to hiring 20-year-olds for \$20,000. But according to **Ozzie Newsome**: "The guys actually started when they were a little older than 20 and for more than \$20,000, but that's what we call them."

RAVENS "20/20 CLUB" GRADUATES / CURRENT SCOUTS

Name	Joined Ravens	Current Title
George Kokinis (Cle.)	1991	Senior Personnel Assistant
Eric DeCosta	1996	Assistant General Manager
Joe Hortiz	1998	Director of College Scouting
Chad Alexander	1999	Asst. Dir. of Pro Personnel
Mark Azevedo	2005	Northeast Area Scout
David Blackburn	2007	West Area Scout
Andrew Raphael	2013	Southeast Area Scout
Brandon Berning	2015	Midwest/SW Area Scout

UNDRAFTED GEMS

Undrafted rookie free agents **LB Bam Bradley**, **CB Jaylen Hill**, **FB/DL Patrick Ricard** made the Ravens' 2017 Week 1 roster. Their statuses marked the 14th-straight season a RFA has made Baltimore's roster, tying for the NFL's second-longest active streak.

CONSECUTIVE SEASONS W/ ROOKIE FA ON WEEK 1 ROSTER (Current NFL Streaks)

Rk.	Team	Seasons
1.	Indianapolis Colts	18
2.	Baltimore Ravens	14
	Denver, New England	14

ROOKIE FREE AGENTS

The Ravens have a history of unearthing rookie free agent gems. On their Week 8 roster, Baltimore has 15 players who entered the NFL as RFAs. Of those, nine were originally signed by the Ravens.

ORIGINAL RAVENS ROOKIE FA SIGNINGS / WEEK 8 ROSTER

2010: LS Morgan Cox	2016: DT Michael Pierce
2012: RB Bobby Rainey	2016: G/C Matt Skura
2012: K Justin Tucker	2017: CB Jaylen Hill
2014: T James Hurst	2017: FB/DL Patrick Ricard
2016: LB Patrick Onwuasor	

RAVENS SUCCESS ACROSS THE DRAFT BOARD

- 1st** → Jonathan Ogden ('96), Ray Lewis ('96), Peter Boulware ('97), Chris McAlister ('99), Jamal Lewis ('00), Todd Heap ('01), Ed Reed ('02), Terrell Suggs ('03), Haloti Ngata ('06), Joe Flacco ('08), Jimmy Smith ('11), C.J. Mosley ('14), Ronnie Stanley ('16)
- 2nd** → Jamie Sharper ('97), Ray Rice ('08), Torrey Smith ('11), Courtney Upshaw ('12), Kelechi Osemele ('12), Timmy Jernigan ('14)
- 3rd** → Casey Rabach ('01), Marshal Yanda ('07), Lardarius Webb ('09), Brandon Williams ('13), Crockett Gillmore ('14)
- 4th** → Edwin Mulitalo ('99), Jarret Johnson ('03), Le'Ron McClain ('07), Dennis Pitta ('10), Kyle Juszczyk ('13), Alex Lewis ('16), Tavon Young ('16)
- 5th** → Jermaine Lewis ('96), Dawan Landry ('06), Arthur Jones ('10), Pernell McPhee ('11), Rick Wagner ('13), John Urschel ('14)
- 6th** → Adalius Thomas ('00), Chester Taylor ('02), Sam Koch ('06), Haruki Nakamura ('08), Tyrod Taylor ('11)
- 7th** → DeAngelo Tyson ('12), Michael Campanaro ('14)
- RFA** → Mike Flynn ('97), Priest Holmes ('97), Will Demps ('02), Bart Scott ('02), Ma'ake Kemoeatu ('02), Jameel McClain ('08), Dannell Ellerbe ('09), Morgan Cox ('10), Justin Tucker ('12), Zach Orr ('14), Michael Pierce ('16)



IRONMEN & TURNOVER NOTES

NFL IRONMEN

Among active NFL players, Ravens **P Sam Koch** (183) & **CB Brandon Carr** (151) each rank third and second at their respective positions for current streaks of most consecutive games played.

CONSECUTIVE GAMES PLAYED / CURRENT NFL STREAKS

PUNTERS		CORNERBACKS	
1. Shane Lechler (Hou.)	244	1. William Gay (Pit.)	167
2. Donnie Jones (Phi.)	198	2. Brandon Carr (Bal.)	151
3. Sam Koch (Bal.)	183	3. Glover Quinn (Det.)	122
4. Brett Kern (Ten.)	151	4. Patrick Peterson (Ari.)	103
5. Jon Ryan (Sea.)	149	5. Richard Sherman (Sea.)	102

CARR IS THE IRON HORSE

Ravens **CB Brandon Carr's** 151-consecutive starts rank as the NFL's longest active streak among defensive players, and it stands sixth overall among all NFL position players.

NFL CONSECUTIVE GAMES STARTED / CURRENT STREAKS

Rk.	Player	Games
1.	Eli Manning (NYG)	206
2.	Philip Rivers (LAC)	183
3.	Jason Witten (Dal.)	169
4.	Joe Thomas (Cle.)	167
5.	Donald Penn (Oak.)	163
6.	Brandon Carr (Bal.)	151*
7.	Andy Levitre (Atl.)	134

* longest streak among NFL defenders

RAVENS IRONMEN

RAVENS CONSECUTIVE GAMES PLAYED / CURRENT STREAKS

Rk.	Player	Games
1.	Sam Koch	183
2.	Justin Tucker	87
3.	Anthony Levine Sr.	71

RAVENS CONSECUTIVE GAMES PLAYED / ALL-TIME STREAKS

Rk.	Player	Games	Years
1.	Sam Koch	183	2006-present
2.	Jarret Johnson	129	2003-11
3.	Joe Flacco	122	2008-2015
4.	Peter Boulware	111	1997-2003
5.	Matt Stover	110	2002-08

BALTIMORE RAVENS MOST ALL-TIME GAMES PLAYED

Rk.	Player	Games	Years
1.	Ray Lewis	228	1996-2012
2.	Matt Stover	207	1996-2008
3.	Terrell Suggs	204	2003-present
4.	Sam Koch	183	2006-present
5.	Jonathan Ogden	177	1996-2007
6.	Ed Reed	160	2002-12
7.	Marshal Yanda	146	2007-present
8.	Joe Flacco	145	2008-present
9.	Jarret Johnson	143	2003-11
10.	Chris McAlister	135	1999-2008
	Haloti Ngata	135	2006-14
12.	Kelly Gregg	134	2001-10
13.	Mike Flynn	133	1998-2007
	Todd Heap	133	2001-10

TURNOVER MARGIN SINCE 2008

Rk.	Team	Take-Aways	Give-Aways	Turnover Diff.
1.	New England	269	149	+120
2.	Green Bay	270	170	+100
3.	Kansas City	239	198	+41
4.	Seattle	242	203	+39
5.	San Francisco	235	200	+35
6.	Atlanta	234	201	+33
7.	Baltimore*	247	215	+32
8.	Carolina	264	235	+29

* Ravens (+3) rank No. 9 in the NFL (tied NE) in 2017.

2017 TURNOVER DIFFERENTIAL

- After registering a +4 turnover ratio in Week 1 at Cincinnati, the Ravens followed up that performance with a +3 outing vs. Cleveland. (Both performances yielded wins.)
- In each of those games, Baltimore produced 5 take-aways, marking the first time in franchise history the Ravens have boasted back-to-back games forcing 5 turnovers.
- Entering Week 8, the Ravens' +3 turnover ratio ties (NE) for ninth in the NFL.
- Baltimore's 15 total take-aways (10 INTs & 5 FRs) rank No. 2 in the NFL only behind Jacksonville's 16.
- The Ravens' 10 interceptions rank No. 1 (tied, Jax.) in the NFL entering Week 8.

TURNOVER TABLE SINCE 2000

Year	TA/TO	Plus/Minus	Record
2017	15/12	+3	3-4
2016	28/23	+5	8-8
2015	14/28	-14	5-11
2014	22/20	+2	10-6
2013	24/29	-5	8-8
2012	25/16	+9	10-6
2011	26/24	+2	12-4
2010	27/20	+7	12-4
2009	32/22	+10	9-7
2008	34/21	+13	11-5
2007	23/40	-17	5-11
2006	40/23	+17	13-3
2005	26/36	-10	6-10
2004	34/23	+11	9-7
2003	41/38	+3	10-6
2002	31/32	-1	7-9
2001	28/36	-8	10-6
2000	49/26	+23	12-4
Total	519/469	+50	160-119

RAVENS ARE...

Since 2000, here are the Ravens' records in a game:

- When turnover ratio is +2 or better 71-5
- When turnover ratio is +1 or better 103-16
- When turnover ratio is even 29-21
- When turnover ratio is negative 27-80

Note: Since 2000, the Ravens own a 71-5 record when posting at least a +2 turnover margin in a game, with the only losses coming in 2010 (23-20 OT at NE), 2012 (24-23 at Phi.), 2014 (34-33 vs. SD) and twice in 2016 (27-23 at NYG & 30-23 at NE).



THAT M&T MAGIC



AT HOME UNDER HARBAUGH

Under **John Harbaugh** (since 2008) the Ravens own the NFL's third-best home winning percentage (.733), going 55-20 at M&T Bank Stadium.

NFL'S BEST REGULAR SEASON HOME RECORDS (John Harbaugh Era / Since 2008)

Rk.	Team	Record	Pct.
1.	New England Patriots	64-12	.842
2.	Green Bay Packers	58-17-1	.770
3.	Baltimore Ravens	55-20	.733
4.	Pittsburgh Steelers	54-21	.720
5.	Seattle Seahawks	51-23	.689

RAVENS DOMINATE AT HOME

Simply put, the Ravens have been dominant at home since the day they arrived in Baltimore. Below are the Ravens' respective home records and corresponding NFL rankings during several periods.

RAVENS HOME RECORDS / NFL RANKINGS

Time Period (Milestone)	Record	NFL Rank
Since 2010 (Past Eight Seasons)	43-16	4
Since 2008 (John Harbaugh's Arrival)	55-20	3
Since 2000 (First Super Bowl Season)	101-38	2
Since 1998 (M&T Bank Stadium Opened)	109-46	3
Since 1996 (Team's Inception)	116-54-1	5

AT HOME, RAVENS ARE...

- Under **John Harbaugh**, the Ravens are 15-2 in September home games. The Ravens have won 18 of their past 20 home games in the month of September.
- Under Harbaugh, the Ravens are 17-3 in November home games, producing the NFL's best record. The Ravens have won 15 of their past 17 home games during the month and went 3-0 in 2016.
- The Ravens are 14-7 at home in the month of December under Harbaugh and 34-15 in such games during their history.
- Under coach Harbaugh, the Ravens are 21-8 in home games played against AFC North foes.
- Baltimore has won 16 of its last 21 home games vs. AFC North foes.
- Baltimore has won 18 of its last 22 home games vs. NFC teams.
- The Ravens are 12-3 at home all time against teams from the *West Coast* (Oak. – 5-1, SD – 3-1, SF – 2-0 and Sea. – 2-1).
- In the Ravens' history, Baltimore has hosted 17 games when the temperature was below 40 degrees. Impressively, the Ravens are 15-2 in these contests, winning 15 of the past 16.

TOP "D" AT HOME

Baltimore has permitted an NFL-best 16.6 ppg at home during the **John Harbaugh** Era. Under "Harbs," the Ravens are 28-0 at home when allowing 10 points or fewer. In 17 of those games, the Ravens gave up no more than 7 points.

FEWEST POINTS/GAME ALLOWED AT HOME (Since 2008)

Rk.	Team	PPG
1.	Baltimore	16.6
2.	Seattle	17.3
3.	Pittsburgh	17.8

RAVENS DEFENSE AT HOME (SINCE 2008)



16.6
Points Per Game Allowed
(NFL's Fewest)



74.2
Opponent Passer Rating
(NFL's Best)



299.1
Yards Per Game Allowed
(NFL's Second Fewest)

M&T BANK STADIUM FAST FACTS

✓ *Dating back to 2008, the Ravens have outscored opponents 1,831 to 1,244 at home. In their 55 wins during this span, the margin of victory has been a strong 13.7 points per game.*

✓ *In 2016, the Ravens boasted the NFL's No. 1 defense in both points (14.8) and yards allowed (260.3) at home; Baltimore posted a 6-2 record.*

QUITE THE HOME HISTORY

The Ravens' "D" has been stout at home for many seasons. Since 2003, Baltimore ranks first in fewest points allowed per game (16.4) among home teams. The Ravens have also registered the top mark in terms of fewest yards allowed per game (292.6).

BEST NFL DEFENSES AT HOME / SINCE 2003

TOTAL DEFENSE (Fewest Yards Allowed)
1. Baltimore 292.6
2. Pittsburgh 294.3
3. NY Jets 303.6

POINTS PER GAME (Fewest Allowed)
1. Baltimore 16.4
2. New England 17.2
3. Seattle 17.3

INTERCEPTIONS (Most in NFL)
1. Green Bay 145
2. Baltimore 144
3. Cincinnati 143
4. New England 142

SACKS (Most in NFL)
1. Minnesota 322
2. Baltimore 309
3. NY Giants 301
4. LA Rams 300



ALL-TIME RESULTS / TRENDS

RAVENS ALL-TIME RECORDS

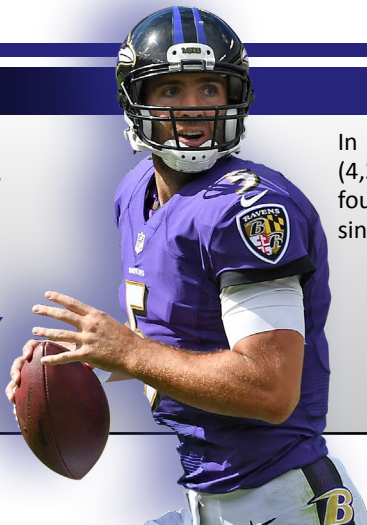
	<u>Overall Record</u>	<u>Home</u>	<u>Away</u>
Overall	184-158-1	116-54-1	68-104
In M&T Bank Stadium (since 1998)	109-46	109-46	n/a
Coached by Ted Marchibroda	16-31-1	11-12-1	5-19
Coached by Brian Billick	80-64	50-22	30-42
Coached by John Harbaugh	88-63	55-20	33-43
vs. AFC Teams	143-122	90-48	53-74
vs. AFC North	54-39	33-14	21-25
vs. AFC Central (1996-2001)	26-28	13-14	13-14
vs. AFC East	21-21	15-5	6-16
vs. AFC South	15-16	10-5	5-11
vs. AFC West	23-18	15-7	8-11
vs. NFC Teams	46-37-1	31-9-1	15-28
vs. NFC North	6-8	5-2	1-6
vs. NFC Central (1996-2001)	3-5	3-1	0-4
vs. NFC East	13-9-1	8-2-1	5-7
vs. NFC South	10-6	5-3	5-3
vs. NFC West	14-9	10-1	4-8
On Monday Night Football - ABC/ESPN	11-11	4-2	7-9
On NBC/ESPN - Sunday Night or Thursday Night	15-13	11-5	4-8
On NFL Network	6-2	4-0	2-2
In Overtime	12-11-1	7-4-1	5-7
Ravens Shutout Wins	11-0	5-0	6-0
In Season Openers	10-11	7-4	4-7
Indoors	6-15	n/a	6-15
Note: Baltimore has played in Houston's Reliant/NRG Stadium five times (3-2), Indy's Lucas Oil Stadium twice (0-2) and Dallas' Texas Stadium once (1-0). Three of those games at Reliant Stadium (12/13/10, 10/21/12 & 12/21/14) came when the roof was closed, meaning those games were "indoors," while the other games listed are considered "outdoors" due to open roofs.			
In August	0-1	0-1	0-0
In September	45-29	29-7	16-22
In October	34-49	18-19	16-30
In November	53-37-1	32-12-1	21-25
In December	47-38	34-15	13-23
In January	5-4	3-0	2-4

RAVENS RESULTS WHEN...

<u>Team</u>	<u>Since 2000</u>	<u>Since 2008</u>	<u>2017</u>
Record	160-119	88-63	3-4
vs. AFC North (since 2002)	54-39	36-21	2-1
vs. AFC	121-89	67-46	3-2
vs. NFC	39-30	21-17	0-2
Home	101-38	55-20	1-2
Away	59-81	33-43	2-2
On grass	70-62	32-26	2-3
Artificial turf	90-57	56-37	1-1
Outdoors	155-107	82-55	3-3
Indoors	5-12	4-7	0-1
September	37-22	22-11	2-1
October	31-38	15-22	1-3
November	48-25	28-11	0-0
December	39-31	20-17	0-0
January	5-3	3-2	0-0
Leading at halftime	124-23	69-17	3-0
Trailing at halftime	27-83	14-41	0-4
Tied at halftime	9-13	5-5	0-0
Tied after 3 quarters	3-6	1-2	0-0
Leading After 3 quarters	135-16	77-14	3-0
Trailing after 3 quarters	23-96	10-50	0-4
Decided by 7 points or less	68-64	37-40	0-1
Decided by 3 points or less	39-36	23-22	0-1
When scoring first	110-35	65-20	3-1
When not scoring first	50-84	23-43	0-3
Positive or even turnover ratio	133-38	69-26	3-1
Negative turnover ratio	27-81	19-37	0-3
Winning penalty ratio	72-47	41-21	2-2
Losing penalty ratio	76-62	39-34	1-2
Overtime	9-9	6-6	0-1
When returning a KOR for a TD	5-3	5-2	0-1
When returning a PR for a TD	8-3	4-1	0-1

<u>Offense</u>	<u>Since 2000</u>	<u>Since 2008</u>	<u>2017</u>
Scoring 20 or more points	122-40	71-25	3-1
Scoring 30 or more points	53-6	33-4	1-0
Having 20 or more first downs	70-43	48-24	1-0
Totaling 350 or more net yards	72-37	47-22	1-0
At least 35 minutes time of poss.	39-7	19-5	0-0
Rushing for 150 or more yards	52-13	27-5	1-0
When not throwing an INT	87-20	49-13	1-1
With a 100-yard rusher	51-20	23-7	0-0
Without a 100-yard rusher	109-99	65-56	3-4
With a 100-yard receiver	36-22	23-15	1-0
Without a 100-yard receiver	124-97	65-48	2-4
With a 300-yard passer	21-18	18-13	0-0
Without a 300-yard passer	139-101	70-50	3-4
<u>Defense</u>	<u>Since 2000</u>	<u>Since 2008</u>	<u>2017</u>
When scoring a defensive TD	39-7	17-5	1-0
When returning an INT for a TD	31-3	13-2	0-0
When returning a fumble for a TD	8-4	4-3	1-0
Recording 3 or more sacks	87-35	41-21	3-1
Holding opp. under 250 net yards	47-6	31-6	2-0
Holding opp. under 21 points	127-35	71-14	3-0
Holding opp. under 15 points	101-15	53-6	2-0
Allowing a 100-yard rusher	17-27	10-16	0-3
Not allowing a 100-yard rusher	142-93	78-47	3-1
Allowing a 100-yard receiver	32-38	15-22	0-0
Not allowing a 100-yard receiver	129-80	73-41	3-4
Allowing a 300-yard passer	22-24	14-16	0-0
Not allowing a 300-yard passer	137-95	74-47	3-4

JOE FLACCO NOTES



THE FRANCHISE QUARTERBACK

5 FLACCO

10TH SEASON

SUPER BOWL XLVII MVP

6-6, 245

QUARTERBACK

In 2016, QB Joe Flacco set a Ravens' single-season franchise record for passing yards (4,317), which also ranked as the NFL's seventh most (second in the AFC). Flacco now owns four of the Top 5 passing yards campaigns in team history. In 2016, he also set Baltimore's single-season completions record (436), breaking his previous record (362 in 2013).

RAVENS CAREER PASSING LEADERS

Rk.	Player	G	Att	Cmp	Pct	Yards	TDs	INTs	Rate
1.	Joe Flacco	145	4,966	3,058	61.6	33,828	187	125	83.8
2.	Kyle Boller	53	1,311	746	56.9	7,846	45	44	71.9
3.	V. Testaverde	29	1,019	596	58.5	7,148	51	34	82.8

PLAYOFF PERFECTION

Super Bowl XLVII MVP QB Joe Flacco was masterful during the Ravens' 2012 playoff run, completing 73 of 126 passes for 1,140 yards, 11 TDs and 0 INTs to produce a 117.2 passer rating. Flacco joined Hall of Fame QB Joe Montana (1989) as the only players to produce 11 TDs and 0 INTs during an NFL postseason.

JOE FLACCO STATISTICS / 2012 PLAYOFFS

Game (Opp./Rd.)	Cmp-Att	Pct.	Yards	TDs	INTs	Rate
1/06/13 vs. Ind. (WC)	12-23	52.2	282	2	0	125.6
1/12/13 at Den. (Div.)	18-34	52.9	331	3	0	116.2
1/20/13 at NE (AFC)	21-36	58.3	240	3	0	106.3
2/03/13 at SF (SB)	22-33	66.6	287	3	0	124.2
Totals (Record: 4-0)	73-126	57.9	1,140	11	0	117.2

FLACCO POSTSEASON QUICK HITS

- ✓ Flacco, Joe Montana (1989) and Kurt Warner (2008) are the only QBs in NFL history to throw 11 TDs in a single postseason. Neither Flacco nor Montana threw an INT.
- ✓ In the Ravens' last 10 playoff games (since the 2010 season), Flacco is 196-of-327 for 2,563 yards, 24 TDs and 4 INTs (104.1 rating). He has led the Ravens to a 7-3 record in these contests.
- ✓ In Baltimore's last six playoff games (5-1 record), Flacco has thrown 17 TDs and 2 INTs. Completing 119 of 200 passes for 1,691 yards, he owns a magnificent 111.1 QB rating.
- ✓ Flacco has thrown at least 2 TDs in eight-straight playoff games, marking the longest streak in NFL postseason history.

QUARTERBACK WINS

MOST TOTAL WINS BY QBs (Includes Playoffs / Since 2008)

Rk.	Player	Record
1.	Tom Brady	113-36
2.	Aaron Rodgers	103-54
3.	Ben Roethlisberger	97-50
4.	Joe Flacco	96-63
5.	Drew Brees	93-63

MOST REGULAR SEASON WINS BY QBs (First SEVEN Seasons / NFL History)

Rk.	Player	Wins
1.	Joe Flacco (2008-14)	72
2.	Tom Brady (2000-06)	70
3.	Ben Roethlisberger (2004-10)	69

MOST REGULAR SEASON WINS BY QBs (First EIGHT Seasons / NFL History)

Rk.	Player	Wins
1.	Tom Brady (2000-07)	86
2.	Ben Roethlisberger (2004-11)	80
3.	Peyton Manning (1998-2005)	80
4.	Jim Kelly (1986-93)	76
5.	Joe Flacco (2008-15)	75

MOST REGULAR SEASON WINS BY QBs (First NINE Seasons / NFL History)

Rk.	Player	Wins
1.	Peyton Manning (1998-2006)	92
2.	Tom Brady (2000-08)	87
	Ben Roethlisberger (2004-12)	87
4.	Matt Ryan (2008-16)	85
5.	Joe Flacco (2008-16)	83
	Jim Kelly (1986-94)	83

QB PLAYOFF VICTORIES

PLAYOFF WINS (ACTIVE QBs / SINCE 2008)

1.	Tom Brady	11
2.	Joe Flacco	10
3.	Aaron Rodgers	9
4.	Ben Roethlisberger	8
	Russell Wilson	8

ROAD PLAYOFF WINS (By QBs / NFL HISTORY)

1.	Joe Flacco	7
2.	E. Manning, A. Rodgers	5
	B. Roethlisberger	5
5.	L. Dawson, J. Delhomme	4
	M. Sanchez, R. Staubach	4

96

Total Wins
Fourth Most
by a QB Since 2008

83

Reg. Season Wins
Fifth Most (tied)
by a QB in a First
Nine (2008-16) Seasons

10

Playoff Wins
Second Most
by a QB Since 2008



JOE FLACCO NOTES

JOE'S RAVENS PASSING RECORDS

300-YARD PASSING GAMES (Ravens Single Seasons)

Rk.	Player (Year)	Games
1.	Joe Flacco (2015)	5
	Joe Flacco (2014)	5
	Joe Flacco (2012)	5
	Vinny Testaverde (1996)	5
4.	Joe Flacco (2016, 2011)	4

300-YARD PASSING GAMES (Ravens Career History)

Rk.	Player (Year)	Games
1.	Joe Flacco (2008-16)	30
2.	V. Testaverde (1996-97)	8
3.	Steve McNair (2006-07)	2
	Jeff Blake (2002)	2
	Eric Zeier (1996-97)	2

MOST PASSES WITHOUT AN INT (Ravens History)

Rk.	Player (Year)	Passes
1.	Joe Flacco (2016)	176
2.	Eric Zeier (1997-98)	175
3.	Steve McNair (2006)	162
4.	Joe Flacco (2010)	137
5.	Joe Flacco (2014, 2012)	126

MORE RAVENS RECORDS

RAVENS SINGLE-GAME PASSING YARDS

Yards	Player	(Opp./Date)
429	Vinny Testaverde	vs. STL, 10/27/96
389	Joe Flacco	at STL, 9/25/11
385	Joe Flacco	at Min., 10/18/09
384	Joe Flacco	at Oak., 9/20/15
382	Joe Flacco	vs. NE, 9/23/12

RAVENS SINGLE-SEASON PASSING YARDS

Rk.	Player (Year)	Cmp-Att	Pct.	Yards	TD	INT	Rate
1.	Joe Flacco ('16)	436-672	64.9	4,317	20	15	83.5
2.	V. Testaverde ('96)	325-549	59.2	4,177	33	19	88.7
3.	Joe Flacco ('14)	344-554	62.0	3,986	27	12	91.0
4.	Joe Flacco ('13)	362-614	59.0	3,912	19	22	73.1
5.	Joe Flacco ('12)	317-531	59.7	3,817	22	10	87.7

QUARTERBACK IRONMAN

Prior to his knee injury in 2015, QB Joe Flacco made 122-straight regular season starts, the fifth-longest streak in NFL history.

MOST CONSECUTIVE STARTS / QUARTERBACKS / NFL HISTORY

Rk.	Player (Years)	Games
1.	Brett Favre (1992-2010)	297
2.	Peyton Manning (1998-2011)	208
3.	Eli Manning (2004-present)	204
4.	Philip Rivers (2006-present)	183
5.	Joe Flacco (2008-15)	122
6.	Matt Ryan (2009-present)	121

RAVENS RECORD & FLACCO...

With 300 passing yards	18-12	vs. AFC North	34-20
With 3-or-more TD passes	13-3	vs. AFC	65-43
When not throwing an INT	49-14	vs. NFC	21-16
With at least 4 comps. 25+ yards	9-4	In September	22-11
With at least a 100 QB rating	37-6	In October	15-22
With at least a 110 QB rating	22-3	In November	27-11
When not sacked	16-6	In December/January	22-15
Playing in < 40 degree weather	10-6	In season's final four games	20-12

4,317 2016 Passing Yards
Seventh in NFL
Second in AFC

23,622 Passing Yards
Since 2011
Ninth in NFL

GAME-WINNING DRIVES: 26 (24 REGULAR SEASON & 2 PLAYOFFS)

GAME-WINNING DRIVES IN FOURTH QUARTER OR OVERTIME (26 TOTAL)

Date/Opp.	Drive Length	Scoring Play	Time Left	Score
11/02/08 at Cle.	5 plays, 59 yards in 1:54	Stover 22-yard field goal	5:36	30-27
01/10/09 at Ten. (Div.)	9 plays, 51 yards in 3:30	Stover 43-yard field goal	0:53	13-10
09/13/09 vs. KC	8 plays, 74 yards in 3:15	Clayton 31-yard pass from Flacco	2:06	38-24
11/29/09 vs. Pit.	6 plays, 17 yards in 3:23	Cundiff 29-yard field goal	6:42 (OT)	20-17
09/26/10 vs. Cle.	10 plays, 69 yards in 5:41	Boldin 27-yard pass from Flacco	9:13	21-17
10/03/10 at Pit.	4 plays, 40 yards in 0:36	Houshmandzadeh 18-yard pass from Flacco	0:32	17-14
10/24/10 vs. Buf.	4 plays, 9 yards in 1:58	Cundiff 38-yard field goal	10:54 (OT)	37-34
12/19/10 vs. NO	5 plays, 66 yards in 1:31	Cundiff 32-yard field goal	10:03	27-24 (30-24 final)
10/30/11 vs. Ari.	5 plays, 37 yards in 0:52	Cundiff 25-yard field goal	0:00	30-27
11/06/11 at Pit.	13 plays, 92 yards in 2:16	T. Smith 26-yard pass from Flacco	0:08	23-20
11/24/11 vs. SF	16 plays, 76 yards in 7:34	Pitta 8-yard pass from Flacco	14:56	13-6 (16-6 final)
09/23/12 vs. NE	7 plays, 70 yards in 1:55	Tucker 27-yard field goal	0:00	31-30
11/04/12 at Cle.	9 plays, 81 yards in 4:22	T. Smith 19-yard pass from Flacco	4:26	22-15 (25-15 final)
11/25/12 at SD	12 plays, 40 yards in 3:09	Tucker 38-yard field goal	0:00	13-13
	12 plays, 69 yards in 3:49	Tucker 38-yard field goal	1:07 (OT)	16-13
01/12/13 at Den. (Div.)	3 plays, 77 yards in :38	J. Jones 70-yard pass from Flacco	0:31	35-35
	6 plays, 16 yards in 2:33	Tucker 47-yard field goal	13:18 (2OT)	38-35
10/06/13 at Mia.	7 plays, 34 yards in 2:25	Tucker 44-yard field goal	1:42	26-23
11/10/13 vs. Cin.	8 plays, 28 yards in 4:34	Tucker 46-yard field goal	5:27 (OT)	20-17
12/08/13 vs. Min.	5 plays, 80 yards in 0:41	M. Brown 9-yard pass from Flacco	0:04	29-26
12/16/13 at Det.	7 plays, 24 yards in 1:43	Tucker 61-yard field goal	0:38	18-16
09/21/14 at Cle.	6 plays, 37 yards in 1:58	Tucker 32-yard field goal	0:00	23-21
12/28/14 vs. Cle.	2 plays, 69 yards in :50	T. Smith 16-yard pass from Flacco	7:33	13-10 (20-10 final)
10/01/15 at Pit.	7 plays, 45 yards in :58	J. Tucker 42-yard field goal	0:03	20-20
	8 plays, 32 yards in 4:33	J. Tucker 52-yard field goal	5:08 (OT)	23-20
11/01/15 vs. SD	9 plays, 59 yards in 2:27	J. Tucker 39-yard field goal	0:00	29-26
11/22/15 vs. STL	5 plays, 12 yards in :54	J. Tucker 47-yard field goal	0:00	16-13
09/18/16 at Cle.	5 plays, 27 yards in 2:35	J. Tucker 49-yard field goal	11:19	22-20 (25-20 final)
09/25/16 at Jax.	8 plays, 22 yards in 1:57	J. Tucker 54-yard field goal	1:02	19-17



MIKE WALLACE NOTES

17 WALLACE

9TH SEASON

1 PRO BOWL

6-0, 200

WIDE RECEIVER



"You bring him here to an organization like the Ravens – the culture here, the toughness, the kind of guys we have in our locker room and just the men of character we have throughout the building – I think he has thrived in that environment."

– Bobby Engram, Ravens WRs Coach

CLUB 95

In 2016's win vs. Pittsburgh, WR Mike Wallace became the third player in NFL history to post 2 TD catches of 95-or-more yards when he produced the longest offensive play in Ravens regular season history with a 95-yard catch and sprint.

PLAYERS WITH TWO CAREER 95-PLUS-YARD TOUCHDOWN RECEPTIONS / NFL HISTORY

Player	Lengths/Years
John Taylor (SF)	95 in 1989 & 97 in 1991
Gus Tinsley (Chi.)	97 in 1937 & 98 in 1938
Mike Wallace (Pit./Bal.)	95 in both 2011 & 2016

LONG BALL LOVE

50-YARD RECEPTIONS (Since 2016)

1. Mike Wallace 7
2. B. Cooks, P. Dorsett . . 4
- M. Goodwin, A. Green . . 4
- T. Hilton, D. Jackson . . 4

50-YARD RECEPTIONS (Since 2009)

1. DeSean Jackson 36
2. Mike Wallace 25
3. Jordy Nelson 22
4. A.J. Green 21

TWO OF A KIND

WR Mike Wallace and Rob Gronkowski are the only active NFL players to produce at least 50 receiving TDs and sport a 15.0 ypc average. (Wallace has an impressive 54 TDs & a 15.1 average.)

ACTIVE PLAYERS WITH 50 REC. TOUCHDOWNS & 15.0 YPC AVG. (Since Wallace's First Season in 2009)

Player	Rec.	Yards	Avg.	LG	TDs
Mike Wallace (Bal.)	502	7,572	15.1	95t	54
Rob Gronkowski (NE)	434	6,547	15.1	76t	72

WALLACE QUICK HITS

- ✓ In Week 5's 30-17 win at Oakland, Wallace set a Ravens' single-game receiving yards-per-catch average (44.3) when he posted 133 yards on 3 receptions. On the day, Wallace reeled in 27-, 54-, 52-yard bombs from QB Joe Flacco.
- ✓ In 2016, Wallace tallied a team-high 1,017 receiving yards and 4 TDs on 72 receptions, posting the third 1K campaign of his career.
- ✓ Wallace's 95-yard TD catch and run on 11/6 vs. Pittsburgh is the longest offensive play in Ravens regular season history and was the NFL's second-longest play from scrimmage in 2016.



Catches of 50+ Yards
NFL's Most Since 2016



YPC Avg.
Eighth Among Active Players



Catches of 50+ Yards
Second Among Active Players Since 2009



Receptions
Ravens' Second Most in 2016



Catches of 25+ Yards
Fifth (Tied) Among Active Players Since 2009



Receiving Yards
Ravens' Team High in 2016

RAVENS LONGEST PLAYS

LONGEST OFFENSIVE PLAYS / RAVENS HISTORY

Yards	Players Involved	Game
95t	Joe Flacco to Mike Wallace	11/6/16 vs. Pit.
92	Eric Zeier to Derrick Alexander	12/7/97 vs. Sea.
87t	Steve McNair to Mark Clayton	12/10/06 at KC

RAVENS CATCHES OF 50+ YARDS

2016 NFL SEASON

Team	50+ Yd. Rec.
Miami	11
New England	8
San Diego	8
Washington	8
Baltimore, Atlanta	7

RAVENS SINGLE SEASONS

Year	50+ Yd. Rec.
1998	8
1999	8
2016	7
2013	6
1996, 2010	5



TERRELL SUGGS NOTES



55 SUGGS
15TH SEASON
6 PRO BOWLS
2011 NFL DPOY
6-3, 265
OUTSIDE LINEBACKER

SUGGS SIZZLES

OLB Terrell Suggs, the 2011 Defensive Player of the Year and Ravens' all-time sacks leader (119.0), tallied 2 sacks and 1 FF in Week 1's win at Cincy, and for the season, owns 4.5 QB drops entering Week 8 vs. Miami. "Sizzle" also ranks No. 2 in career Ravens tackles (881).

RAVENS ALL-TIME SACKS			RAVENS ALL-TIME TACKLES		
Rk.	Player (Years)	Sacks	Rk.	Player (Years)	Tackles
1.	Terrell Suggs (2003-17)	119.0	1.	Ray Lewis (1996-2012)	2,643
2.	Peter Boulware (1997-2005)	70.0	2.	Terrell Suggs (2003-17)	881
3.	Michael McCrary (1997-2002)	51.0	3.	Kelly Gregg (2001-10)	721
4.	Ray Lewis (1996-2012)	41.5	4.	Ed Reed (2002-12)	661
5.	Adalius Thomas (2000-06)	38.5	5.	Haloti Ngata (2006-14)	528

"Man, he's a Hall of Famer to me. The guy is ridiculous. I have the utmost respect for him. I loved him when he was in college. I love watching him play in the NFL. He's one of the best to ever do it." – Derek Carr, Raiders QB

SUGGS' STANDINGS

SUGGS' CAREER SACKS (Most vs. a Single Team)	RAVENS SACKS LEADERS (2017 Season)	RAVENS SACKS LEADERS (Single-Season Records)	RAVENS FORCED FUMBLES (Career Leaders)
1. Cleveland Browns 18	1. Terrell Suggs 4.5	1. Elvis Dumervil (2014) 17	1. Terrell Suggs 34
2. Pittsburgh Steelers 14.5	2. Tony Jefferson 2	2. Peter Boulware (2001) 15	2. Ray Lewis 20
3. Cincinnati Bengals 12.5	Matthew Judon 2	3. Michael McCrary (1998) .. 14.5	3. Adalius Thomas 17
4. Miami Dolphins 8.5	Lardarius Webb 2	4. Terrell Suggs (2011) 14	4. Peter Boulware 13
Note: Including playoffs, Suggs has totaled 19.5 sacks vs. Pittsburgh.	5. Five Players 1	5. Trevor Pryce (2006) 13	5. Ed Reed 11
		6. Terrell Suggs (2014, 2003) .. 12	6. Jarret Johnson 9

ACTIVE NFL SACK LEADERS

OLB Terrell Suggs' 119 career sacks rank second among active players, as do his 846 yards lost. Suggs had a team-, career- and AFC-high 14 sacks in 2011. He posted 10 QB drops during the 2013 campaign, 12 in 2014, 8 in 2016 and has 4.5 so far in 2017.

NFL SACKS LEADERS / ACTIVE PLAYERS			
Rk.	Player	Sacks	Yards
1.	Julius Peppers (Car.)	150.0	902.5
2.	Terrell Suggs (Bal.)	119.0	846.0
3.	Elvis Dumervil (SF)	102.5	669.5
4.	Tamba Hali (KC)	89.5	591.5
5.	Cameron Wake (Mia.)	87.5	553.0
6.	James Harrison (Pit.)	82.5	526.5
7.	Von Miller (Den.)	80.5	505.0
8.	J.J. Watt (Hou.)	76.0	519.0
9.	Clay Matthews (GB)	75.0	481.5
10.	Cliff Avril (Sea.)	74.0	507.0

A PLAYOFF PERFORMER

OLB Terrell Suggs has posted 12.5 sacks in the playoffs, producing a mark that ranks third in all-time NFL postseason history.

NFL POSTSEASON SACKS LEADERS / ALL TIME			
Rk.	Player	Sacks	Yards
1.	Willie McGinest	16.0	113.5
2.	Bruce Smith	14.5	109.5
3.	Terrell Suggs	12.5	79.0

SUGGS SURPASSES 200

MOST REGULAR SEASON GAMES PLAYED / ACTIVE DEFENDERS		
Rk.	Player (Year Entered NFL)	Games
1.	DE Julius Peppers (2002)	241
2.	CB Terence Newman (2003)	212
3.	OLB Terrell Suggs (2003)	204

SUGGS FAST FACTS

- ✓ *The Ravens are 69-28 all time when Suggs records at least a half-sack.*
- ✓ *Baltimore is 18-1 when he tallies 2-or-more sacks.*
- ✓ *The Ravens are 5-0 when he posts 3 sacks.*
- ✓ *Suggs is the only active NFL player to post 800 tackles, 100 sacks & 30 FFs.*



119
CAREER SACKS
 (Most by a Raven)



846
SACK YARDS
 (Most by a Raven)



34
FUMBLES FORCED
 (Most by a Raven)



C.J. MOSLEY NOTES

MOSLEY MANS THE MIDDLE

NFL DEFENDERS W/ 400 TACKLES, 5 INTS & 5 SACKS / SINCE 2014

Player (Team)	Tackles	INTs	Sacks
Luke Kuechly (Car.)	419	7	6
C.J. Mosley (Bal.)	401	7	7
Telvin Smith (Jax.)	403	6	6.5

57 MOSLEY

4TH SEASON

2 PRO BOWLS

6-2, 250

INSIDE LINEBACKER



C.J.'s STOPS

LB **C.J. Mosley**, Baltimore's 2014 first-round draft pick and a two-time Pro Bowler, has produced the NFL's sixth-most total tackles (401) over the past four seasons.

NFL'S TACKLE LEADERS / SINCE 2014

Rk.	Player (Team)	Tackles
1.	Bobby Wagner (Sea.)	434
2.	Luke Kuechly (Car.)	419
3.	Lavonte David (TB)	413
4.	Preston Brown (Buf.)	409
5.	Telvin Smith (Jax.)	403
6.	C.J. Mosley (Bal.)	401
7.	K.J. Wright (Sea.)	390
8.	Lawrence Timmons (Mia.)	389
9.	D'Qwell Jackson (FA)	366
10.	Demario Davis (NYJ)	362
11.	Karlos Dansby (Ari.)	352
12.	Johnathan Cyprien (Ten.)	351

MOSLEY LEADS THE LEAGUE

Two-time Pro Bowler **LB C.J. Mosley** leads the NFL in total tackles (64) entering Week 8, while his 48 solo stops are also the league's most. Mosley has also tallied 5 TFL, 1 INT, 1 FF and 1 FR for the Ravens' defense.

NFL'S TACKLES LEADERS / 2017 SEASON

Rk.	Player	Total Tackles	Solo
1.	LB C.J. Mosley (Bal.)	64	48
2.	LB Blake Martinez (GB)	63	46
3.	LB Demario Davis (NYJ)	59	41
	LB Christian Kirksey (Cle.)	59	32

MOSLEY QUICK HITS

- ✓ In 2016, Mosley tallied 92 stops, 5 TFL, 4 INTs, 8 PD and 1 FF, earning the second Pro Bowl honor of his career.
- ✓ Mosley was the NFL's only player with at least 125 tackles, 3 sacks and 2 INTs in 2014, when he finished second to DT Aaron Donald in the 2014 NFL Defensive Rookie of the Year voting.
- ✓ Mosley (2014), Daryl Smith (2013) & Ray Lewis (1998, 1999, 2000 & 2001) are the only Raven defenders to register at least 115 tackles, 3 sacks and 2 INTs in a single season.
- ✓ Mosley is the first-ever Ravens rookie to earn Pro Bowl honors (2014).

401

Total Tackles
NFL's 6th Most
Since 2014

64

Total Tackles
Ravens Most
in 2017 (First in NFL)

2

2017 NFL Defenders
w/ 50 tackles, 5 TFL
& 1 INT (Mosley & Telvin Smith)

2

Pro Bowls
for Mosley in Just
Three Full Seasons

'BACKER THEFTS

In 2016, **LB C.J. Mosley's** 4 INTs ranked as the NFL's second most among LBs and second most by a LB in Ravens single-season history. During his short, but standout career, Mosley has picked off 7 passes.

INTS / NFL LINEBACKERS (Since 2014)

1. C.J. Mosley (Bal.)	7
Thomas Davis (Car.)	7
Jordan Hicks (Phi.)	7
Luke Kuechly (Car.)	7
5. Ryan Shazier (Pit.)	6
Telvin Smith (Jax.)	6

INTS / NFL LINEBACKERS (2016 Season)

1. Jordan Hicks (Phi.)	5
2. C.J. Mosley (Bal.)	4
3. Zachary Orr (Bal.)	3
Thomas Davis (Car.)	3
Deion Jones (Atl.)	3
Ryan Shazier (Pit.)	3


INTS / RAVENS LINEBACKERS (Single-Season History)

1. Ray Lewis (2003)	6
2. C.J. Mosley (2016)	4
3. Zachary Orr (2016)	3
Ray Lewis (3 times)	3
Daryl Smith (2013)	3



MARSHAL YANDA & BRANDON WILLIAMS NOTES

73 YANDA
11TH SEASON
6 Pro Bowls
6-3, 305
GUARD



STANDING GUARD

G Marshal Yanda, who in Week 2 sustained an ankle injury and will miss the remainder of the season on Injured Reserve, owns six-career Pro Bowls, which ties (**OLB Terrell Suggs**) for fourth in Ravens history. Yanda's six-straight All-Star nods also rank as the NFL's second-longest active streak among linemen (first by guards).

MOST PRO BOWLS (Ravens History)

LB Ray Lewis	13
T Jonathan Ogden	11
S Ed Reed	9
OLB Terrell Suggs	6
G Marshal Yanda	6

CONSECUTIVE PRO BOWLS Active NFL Streaks by O-Linemen

T Joe Thomas (Cle.)	10
G Marshal Yanda (Bal.)	6
T Trent Williams (Was.)	5
T Tyron Smith (Dal.)	4

"Of the many traits that have marked Yanda as a great player over the years, one is his ability to shift positions without losing effectiveness. That versatility is a product of his intelligence and his underappreciated athleticism. He's also a straight-up tough dude, much like Terrell Suggs on the other side of the ball. Only the elite of the elite guards earn serious Hall of Fame consideration. Yanda belongs in that realm."

– Childs Walker, The Baltimore Sun

PERENNIAL PRO BOWLER

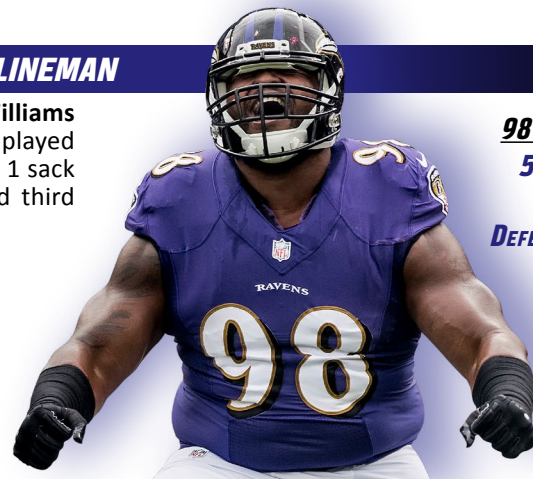
The 2016 campaign marked the sixth-consecutive Pro Bowl invite for **G Marshal Yanda**. The 11-year veteran has played in 146 games (135 starts) during his career, ranking as the second-most games played among offensive linemen in Ravens history (Jonathan Ogden – 177). Prior to the 2015 campaign, Ravens' season ticket holders voted Yanda as one of the Top 10 players in the franchise's 20-year existence.

MOST PRO BOWLS / ACTIVE NFL OFFENSIVE LINEMEN

Rk.	Player (Team)	Pro Bowls
1.	T Joe Thomas (Cle.)	10
2.	T Jason Peters (Phi.)	9
3.	C Nick Mangold (FA)	7
4.	G Marshal Yanda (Bal.)	6
	G Jahri Evans (GB)	6

A DOMINANT D-LINEMAN

Named a second alternate to the Pro Bowl in 2016, **DT Brandon Williams** continued to emerge as one of the NFL's best linemen. Williams played perhaps his best game in Week 7 at NYJ when he racked up 8 tackles, 1 sack and 1 blocked FG attempt. Impressively, his 51 total tackles ranked third among all NFL nose tackles, while his 34 solo stops were second.



98 WILLIAMS
5TH SEASON
6-1, 340
DEFENSIVE TACKLE

TOTAL TACKLES / NFL NTS (2016 Season)

1. Damon Harrison (NYG) . . . 86
2. Danny Shelton (Cle.) . . . 59
- 3. Brandon Williams (Bal.) . . 51**
4. Sylvester Williams (Den.) . . 29
5. Mike Purcell (SF) 26

SOLO TACKLES /NFL NTS (2016 Season)

1. Damon Harrison (NYG) . . . 55
- 2. Brandon Williams (Bal.) . . 34**
3. Danny Shelton (Cle.) . . . 32
4. Sylvester Williams (Den.) . . 20
5. Two Players 17

RAVENS' RUN "D" WITH WILLIAMS

- ✓ *Since Williams became a starter in 2014, Baltimore has allowed just 3.88 rushing yards per carry, ranking fourth in the NFL.*
- ✓ *In 2016, the Ravens' run defense ranked No. 5 in the league, permitting 89.4 yards per game. Baltimore allowed 74 rushing first downs, ranking as the NFL's second fewest.*



TACKLES FOR LOSS
Most Among NFL NTS
from 2014-16



TOTAL TACKLES
Second Among NFL NTS
from 2014-16



CARR, JEFFERSON & WOODHEAD NOTES



23 JEFFERSON
5TH SEASON
5-11, 215
SAFETY

DROPPIN' FOR LOSS

In 2016, while playing for Arizona, **S Tony Jefferson's** 13 tackles for loss led all NFL defensive backs (NYG's Landon Collins was next with 9). The 13 TFL rank as the NFL's most by a DB in a season since the stat began being tracked in 2008. Since 2015, Jefferson leads the NFL in TFL by a DB, with 21 such stops.

MOST TACKLES FOR LOSS / NFL DEFENSIVE BACKS / SINCE 2015

Rk.	Player	Tackles for Loss
1.	Tony Jefferson (Bal.)	21
2.	Tyrann Mathieu (Ari.)	17
3.	Reshaud Jones (Mia.)	16

"No disrespect to any of the guys I've played with, but it's nice not to have to explain why I do certain things or why I'm doing this in this coverage. From Day One, [Jefferson] already had a feel for how I play and how to work off me. ... It frees me up a lot more mentally. I don't have to tell him after each play why I did this or, before the snap, say, 'Let's do this.' He already knows. That is just light years ahead of most guys I've played with. I've loved every guy I've played with, but he's just on another level."

– Eric Weddle, Ravens Safety



TACKLES FOR LOSS
Fourth Most (tied) Among
NFL Safeties in 2017



TACKLES FOR LOSS
Most Among NFL
Safeties since 2015



TOTAL TACKLES
Eighth (tied) Among NFL
Safeties since 2015

JEFFERSON MAKES HIS MARK

MOST SINGLE-SEASON TACKLES FOR LOSS / NFL DBs / SINCE 2008

Rk.	Player	Year	Tackles for Loss
1.	Tony Jefferson (Ari.)	2016	13
2.	Antoine Winfield (Min.)	2008	12
3.	Six Players	n/a	11



39 WOODHEAD
9TH SEASON
5-8, 204
RUNNING BACK
(CURRENTLY ON IR)

Since he entered the NFL in 2009, **RB Danny Woodhead** is one of four players (Jamaal Charles, Matt Forte & Darren Sproles) to produce at least 15 rushing TDs and 15 receiving TDs. (He has 15 rushing and 17 receiving scores in his career.)

SINCE 2009 / NFL PLAYERS WITH AT LEAST 15 RUSHING & 15 RECEIVING TOUCHDOWNS

- ✓ **Danny Woodhead**
- ✓ **Jamaal Charles**
- ✓ **Matt Forte**
- ✓ **Darren Sproles**



24 CARR
10TH SEASON
6-0, 210
CORNERBACK

CARR'S PICKS RANK NO. 1

RAVENS INTERCEPTIONS (2017 Season)

Rk.	Player	INTs
1.	Brandon Carr	3
2.	Lardarius Webb	2
	Eric Weddle	2

NFL INTERCEPTIONS (2017 Season)

Rk.	Team	INTs
1.	Baltimore Ravens	10
2.	Jacksonville Jaguars	10
3.	Four Teams	9

Quick Hit: CB Brandon Carr has registered a team-high 7 PD in 2017.



SAM KOCH NOTES

SOARING WITH SAM

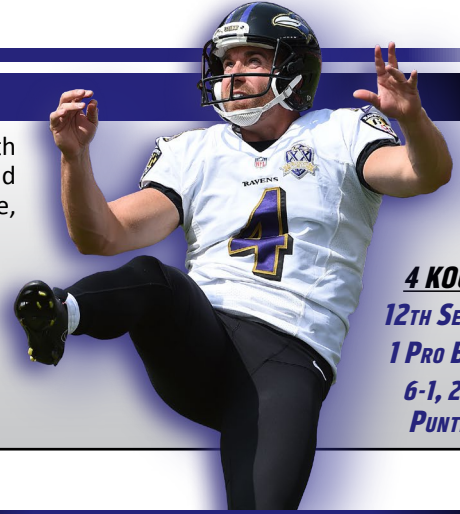
Pro Bowl P **Sam Koch** owns a 45.3 career gross average and 39.5 career net, both marks that rank first in Ravens history. In 2014, Koch posted a career-high and Ravens franchise-record 47.4-yard gross average and a 43.3-yard net average, shattering his previous personal bests.

CAREER GROSS PUNTING AVG. (Ravens History)

Rk.	Player	Avg.
1.	Sam Koch	45.3
2.	Greg Montgomery	43.2
3.	Dave Zastudil	41.6

CAREER NET PUNTING AVG. (Ravens History)

Rk.	Player	Avg.
1.	Sam Koch	39.5
2.	Greg Montgomery	37.2
3.	Kyle Richardson	35.4



4 KOCH
12TH SEASON
1 PRO BOWL
6-1, 222
PUNTER

“He’s a unique punter. He’s changing the way the game is going to be played. It’s remarkable to me that more have not necessarily followed the lead. Perhaps that’s an indication of how difficult it is to do what he’s doing, because you don’t see much of it – even from the highly-skilled professionals that we see on a weekly basis.”

– Jerry Rosburg, Ravens Special Teams Coordinator

PINNING ‘EM DEEP

Dating back to 2006, when he entered the NFL, **P Sam Koch**’s 330 punts inside the 20 rank second in the NFL.

NFL PUNTS INSIDE THE 20 / SINCE 2006

Rk.	Player	In 20
1.	Dustin Colquitt (KC)	379
2.	Sam Koch (Bal.)	330
3.	Donnie Jones (Phi.)	312
4.	Andy Lee (Car.)	310
5.	Shane Lechler (Hou.)	308

SAM IN THE 20

P Sam Koch is the Ravens’ all-time leader in punts inside the 20 (currently has 330 during his career). In 2010, he posted a career-high 39 boots inside the 20, which were the NFL’s second most and tie for 11th best all time in league history. In 2016, Koch’s 37 punts inside the 20 ranked third (tied) in the NFL.

PUNTS INSIDE THE 20 (Ravens History)

Rk.	Player	In 20
1.	Sam Koch	330
2.	Kyle Richardson	128
3.	Dave Zastudil	89
4.	Greg Montgomery	47

PUNTS INSIDE THE 20 (2016 NFL Season)

Rk.	Player (Team)	In 20
1.	Johnny Hekker (LAR)	51
2.	Dustin Colquitt (KC)	38
3.	Sam Koch (Bal.)	37
	Bryan Anger (TB)	37



In his 10th season (2015), **P Sam Koch** was finally named to his first Pro Bowl, as the standout punter’s net average (42.9) ranked No. 2 in the NFL, while his gross average (46.7) was ninth. Koch also dominated the league in 2014, producing the No. 1 net (43.3) and No. 3 gross (47.4) averages.

PRO BOWL PUNTER

NOTE THE QUOTE

ESPN.com’s Kevin Seifert on Sam Koch’s arsenal of punts:

“Some are designed to hook toward the sideline with maximum hang time. Others use an intentionally low trajectory to aid coverage teams. He has a knuckler and one kick that drops, from the returner’s perspective, roughly in the shape of the letter “S.” He’s debuted a “boomerang” punt that does just what you would imagine it might. Most, but not all, of these punts are intended to discourage a clean catch and minimize the return.

“It’s not unusual for NFL punters to develop a “changeup” of sorts, but no one has ever had multiple options at the ready. ... The NFL changes every day, but there are only a few moments in each generation when it transforms. This is one of them. In plain sight, Sam Koch and the Ravens have introduced a new way to punt.”

RAVENS IRONMAN

RAVENS CONSECUTIVE GAMES PLAYED / ALL-TIME STREAKS

Rk.	Player	Games	Years
1.	Sam Koch	183	2006-present
2.	Jarret Johnson	129	2003-11
3.	Joe Flacco	122	2008-2015

BALTIMORE RAVENS MOST ALL-TIME GAMES PLAYED

Rk.	Player	Games	Years
1.	Ray Lewis	228	1996-2012
2.	Matt Stover	207	1996-2008
3.	Terrell Suggs	204	2003-present
4.	Sam Koch	183	2006-present
	Jonathan Ogden	177	1996-2007



Punts In 20
NFL’s Fifth Most
Since 2014



Net Punt Average
NFL’s Fifth Best
Since 2014



Gross Punt Average
NFL’s Ninth Best
Since 2014



JUSTIN TUCKER NOTES

TUCKER AN ALL-TIME BEST

K Justin Tucker is the NFL's second-most accurate kicker of all time, hitting on 181 of 202 FGAs to produce an 89.6 success rate. In 2016, he connected on 38 of 39 FGAs (lone miss was a block), posting the fifth-best pct. (97.4) in NFL single-season history.

BEST CAREER FIELD GOAL PERCENTAGE (NFL History / Min. 100 Att.)

Rk.	Player	FGM-FGA	Pct.
1.	Dan Bailey	178-198	89.9
2.	Justin Tucker	181-202	89.6
3.	Kai Forbath	101-115	87.8
4.	Stephen Gostkowski	319-365	87.4
5.	Steven Hauschka	205-235	87.2



9 TUCKER
6TH SEASON
2 PRO BOWLS
6-1, 183
KICKER

*"We've got the best kicker in the league. There's no doubt about it. It's great to have a kicker with ice in his veins."
– Terrell Suggs, Ravens OLB*

TUCKER'S CAREER STATS

Year	1-19	20-29	30-39	40-49	50+	Total	Pct.	LG	PAT	Pts
2012	0-0	8-8	8-8	10-13	4-4	30-33	90.9	56	42-42	132
2013	0-0	10-10	12-13	10-11	6-7	38-41	92.7	61	26-26	140
2014	0-0	10-10	11-11	4-4	4-9	29-34	85.3	55	42-42	129
2015	0-0	10-10	9-9	10-11	4-10	33-40	82.5	52	29-29	128
2016	0-0	4-4	10-11	14-14	10-10	38-39	97.4	57	27-27	141
2017	0-0	6-6	1-1	4-4	2-4	13-15	86.7	57	11-11	50
Totals	0-0	48-48	51-53	52-57	30-44	181-202	89.6	61	177-177	720



FGs Made
NFL's Most
Since 2012



Points Scored
NFL's Second
Most Since 2012



Career FG Pct.
Second-Best Mark
in NFL History



40-Plus-Yard FGs
NFL's Most
Since 2012



50-Plus-Yard FGs
NFL's Most
Since 2012

A TREMENDOUS 2016

In 2016, All-Pro **K Justin Tucker** connected on 38 of 39 FGAs (lone miss was a block), posting the fifth-best percentage in NFL single-season history. In addition to making 35-straight FGs at one point (tied for fifth-best streak ever), here are several facts about his remarkable season, which is arguably the best ever by a kicker:

- ✓ Tucker's 38 FGs made ranked No. 1 in the NFL. He was also 27-of-27 on PATs. An NFL single-season record 24 of Tucker's 38 FGs made in 2016 came from 40 yards or beyond.
- ✓ Tucker's 10 FGs of 50-plus yards are a Ravens' single-season record. They tie (Blair Walsh, 2012) for the most in NFL history. (Tucker was a perfect 10-for-10 from 50 yards and out during the 2016 season.)
- ✓ Tucker's 141 points ranked second in the league only behind Atlanta's Matt Bryant (158).
- ✓ In Week 12 vs. Cincy, Tucker became just the ninth kicker in league history to make 3 FGs of 50-plus yards in a single game (52, 57 & 54). He is also the first kicker in NFL history to make 3 FGs of 50-plus yards in the first half of a game. (These feats earned him AFC ST POW honors.)

BEST FG PERCENTAGE / NFL SINGLE-SEASON HISTORY

Rk.	Player (Team)	FGM-FGA	Pct.
1.	Gary Anderson (1998)	35-35	100.0
	Mike Vanderjagt (2003)	37-37	100.0
	Jeff Wilkins (2000)	17-17	100.0
	Tony Zendejas (1991)	17-17	100.0
5.	Justin Tucker (2016)	38-39	97.4

TUCKER TIDBITS

- ✓ *Since PATs were moved back in 2015, Tucker (67-of-67) and Dan Bailey (87-of-87) are the only kickers yet to miss.*
- ✓ *Tucker is a three-time AFC Player of the Month, which ties him with Ed Reed & Matt Stover for most in Ravens history. Tucker has also earned seven AFC Special Teams Player of the Week honors.*
- ✓ *Tucker's 6 FGs on 12/16/13 at Det. set a team record and a single-game NFL high in 2013. Against the Lions, he became the first NFL kicker ever to connect from the 20-, 30-, 40-, 50- & 60-yard range in a game.*
- ✓ *Tucker's 93.3 career FG% when kicking on grass (83-of-89) ranks as the NFL's best of all time. (The next best is Dan Bailey at 87.7%.)*
- ✓ *Tucker's 92.8 career FG% (90-of-97) in the second half/overtime ranks as the NFL's best second half/OT mark of all time.*



JUSTIN TUCKER & ERIC WEDDLE NOTES

TUCK'S CHART TALK

MOST FIELD GOALS MADE / SINCE 2012

Rk.	Player (Team)	FGM
1.	Justin Tucker (Bal.)	181
2.	Stephen Gostkowski (NE)	178
3.	Steven Hauschka (Buf.)	164
4.	Adam Vinatieri (Ind.)	155
5.	Dan Bailey (Dal.)	146

MOST NFL POINTS / SINCE 2012

Rk.	Player (Team)	Points
1.	Stephen Gostkowski (NE)	812
2.	Justin Tucker (Bal.)	720
3.	Steven Hauschka (Buf.)	703
4.	Adam Vinatieri (Ind.)	671
5.	Dan Bailey (Dal.)	665

CONSECUTIVE FIELD GOALS MADE (All-Time NFL Streaks)

Rk.	Kicker (Years)	FGs Made
1.	Adam Vinatieri (2015-16)	44
2.	Mike Vanderjagt (2002-04)	42
3.	Gary Anderson (1997-98)	40
4.	Matt Stover (2005-06)	36
5.	Justin Tucker (2015-16) Adam Vinatieri (2013-14)	35

BEST NFL FIELD GOAL PERCENTAGE (2016 Season)

Rk.	Player (Team)	FGM-FGA	Pct.
1.	Justin Tucker (Bal.)	38-39	97.4
2.	Matt Bryant (Atl.)	34-37	91.9
3.	Ryan Succop (Ten.)	22-24	91.7
4.	Steven Hauschka (Sea.)	33-37	89.2
5.	Cairo Santos (KC)	31-35	88.6
6.	Two Players	27-31	87.1

BEST FIELD GOAL PERCENTAGE / ROOKIES (NFL History)

Rk.	Player (Year)	FGM-FGA	Pct.
1.	Blair Walsh (2012)	35-38	92.1
2.	Justin Tucker (2012)	30-33	90.9
3.	Cody Parkey (2014)	32-36	88.9
	Alex Henery (2011)	24-27	88.9
5.	Chandler Catanzaro (2014)	29-33	87.9
6.	Dan Bailey (2011)	32-37	86.5

BEST FIELD GOAL PERCENTAGE (Ravens Single-Season History)

Rk.	Player (Year)	FGM-FGA	Pct.
1.	Justin Tucker (2016)	38-39	97.4
2.	Matt Stover (2006)	28-30	93.3
3.	Justin Tucker (2013)	38-41	92.7
4.	Justin Tucker (2012)	30-33	90.9
5.	Matt Stover (2004)	29-32	90.6

(min. 16 att.)

TUCKER'S GAME-WINNERS

12

Career game-winning FGs by K Justin Tucker:

- 2016: Week 3 at Jax., 53 yards
- 2016: Week 2 at Cle., 49 yards
- 2015: Week 11 vs. STL, 47 yards
- 2015: Week 8 vs. SD, 39 yards
- 2015: Week 4 at Pit., 52 yards OT
- 2014: Week 3 at Cle., 32 yards
- 2013: Week 15 at Det., 61 yards
- 2013: Week 10 vs. Cin., 46 yards OT
- 2013: Week 5 at Mia., 44 yards
- 2012: Div. at Den., 47 yards 2OT
- 2012: Week 12 at SD, 38 yards OT
- 2012: Week 3 vs. NE, 27 yards

"He's very valuable. I'm a Justin Tucker guy, along with Morgan [Cox, snapper] and Sam [Koch, holder]. It's a team effort in there with the protection, and those guys do a good job. But when it's all said and done, the kicker is key. He's the guy that's going to knock it through the uprights, and there's nobody better than Justin Tucker."

– John Harbaugh, Ravens Head Coach

THE SECONDARY'S SERGEANT

S Eric Weddle's 25-career INTs rank third (tied) among active safeties. In his first year (2016) as a Raven, he earned Pro Bowl honors by producing a team-high 4 picks (tied, C.J. Mosley) and 89 tackles. The four-time NFL All-Star has already posted 2 INTs this season, tying DB Lardarius Webb for second on the team.

NFL INTERCEPTIONS LEADERS / ACTIVE NFL SAFETIES

Rk.	Player (Team)	INTs	Yards	TDs
1.	DeAngelo Hall (Was.)	43	838	5
2.	Reggie Nelson (Oak.)	35	483	1
3.	Eric Weddle (Bal.)	25	384	3
	Mike Adams (Car.)	25	284	2
	Jairus Byrd (Car.)	25	468	2
6.	Earl Thomas (Sea.)	24	314	1



32 WEDDLE
11TH SEASON
4 PRO BOWLS
5-11, 200
SAFETY

WEDDLE 2016 FAST FACTS

- ✓ Weddle was one of three NFL safeties (Landon Collins & Kurt Coleman) with at least 4 INTs and 1 sack in 2016.
- ✓ Weddle's 4 INTs tied for fifth among NFL safeties.
- ✓ Weddle's 13 PD marked a career high and led the team.



Active NFL Safety (Weddle) w/ 900 tackles, 25 INTs & 5 sacks



Active NFL Safeties (Weddle, D. Hall & R. Nelson) w/ 20 INTs & 80 PD



Team-Leading INTs in 2016 tied w/ C.J. Mosley



RAVENS IN OUR COMMUNITY

SIP 'N PAINT



DT Carl Davis

On Oct. 16, the Baltimore Ravens hosted their third annual Sip 'N Paint event at M&T Bank Stadium. Women who are currently battling or have overcome breast cancer were invited to enjoy an evening of laughter and relaxation at M&T Bank Stadium. The evening featured a happy hour with appetizers and wine, a photo booth, raffle drawings and a Ravens-themed instructional painting session. Throughout the night, over 200 women were joined by some of their favorite Ravens players, including DT Carl Davis, DT Willie Henry, G/C Ryan Jensen and OLB Tyus Bowser.



G/C Ryan Jensen and OLB Tyus Bowser

HOMETOWN HUDDLE

The sixth annual Ravens Team Challenge was held at the UA House at Fayette in downtown Baltimore on Oct. 16. The event was part of the 2017 NFL and United Way Hometown Huddle, a league-wide initiative promoting service to community and increased youth physical activity. Approximately 100 students from Maree G. Farring Elementary School participated in activities such as kickball, dodgeball, ultimate football and a series of relays. Playworks Maryland, Ravens players, cheerleaders, mascot Poe and 100 volunteers (from the Ravens, United Way, M&T Bank and Under Armour) helped facilitate the event as coaches and teammates.





ALPHABETICAL ROSTER

As of Oct. 23

No.	Name	Pos.	Ht.	Wt.	Birthdate	Exp.	College	Hometown
37	Allen, Javorius	RB	6-0	222	8/27/91	3	Southern California	Miccosukee, FL
61	Bowanko, Luke	C	6-6	300	6/13/91	4	Virginia	Clifton, VA
54	Bowser, Tyus	OLB	6-3	240	5/23/95	R	Houston	Tyler, TX
86	Boyle, Nick	TE	6-4	270	2/17/93	3	Delaware	Sussex, NJ
12	Campanaro, Michael	WR/RS	5-9	191	1/25/91	4	Wake Forest	Clarksville, MD
24	Carr, Brandon	CB	6-0	210	5/19/86	10	Grand Valley State	Flint, MI
36	Clark, Chuck	S	6-0	210	4/19/95	R	Virginia Tech	Suffolk, VA
34	Collins, Alex	RB	5-10	210	8/26/94	2	Arkansas	Ft. Lauderdale, FL
51	Correa, Kamalei	LB	6-3	241	4/27/94	2	Boise State	Honolulu, HI
46	Cox, Morgan	LS	6-4	235	4/26/86	8	Tennessee	Collierville, TN
94	Davis, Carl	DT	6-5	321	3/2/92	3	Iowa	Detroit, MI
71	Eluemunor, Jermaine	G/T	6-4	338	12/13/94	R	Texas A&M	London, England
81	Escobar, Gavin	TE	6-6	260	2/3/91	5	San Diego State	Rancho Santa Margarita, CA
5	Flacco, Joe	QB	6-6	245	1/16/85	10	Delaware	Audubon, NJ
69	Henry, Willie	DT	6-3	308	3/20/94	2	Michigan	Cleveland, OH
43	Hill, Jaylen	CB	5-10	178	5/26/94	R	Jacksonville State	Marietta, GA
77	Howard, Austin	T	6-7	330	3/22/87	8	Northern Iowa	Davenport, IA
29	Humphrey, Marlon	CB	6-0	197	7/8/96	R	Alabama	Hoover, AL
74	Hurst, James	G/T	6-5	317	12/17/91	4	North Carolina	Plainfield, IN
23	Jefferson, Tony	S	5-11	215	1/27/92	5	Oklahoma	Chula Vista, CA
66	Jensen, Ryan	G/C	6-4	319	5/27/91	4	Colorado State-Pueblo	Fort Morgan, CO
58	Johnson, Steven	ILB	6-1	237	3/28/88	6	Kansas	Wallingford, PA
99	Judon, Matthew	OLB	6-3	263	8/15/92	2	Grand Valley State	West Bloomfield, MI
92	Kaufusi, Bronson	DE	6-6	285	7/6/91	2	BYU	Provo, UT
4	Koch, Sam	P	6-1	222	8/13/82	12	Nebraska	Seward, NE
41	Levine Sr., Anthony	DB/LB	5-11	209	3/27/87	6	Tennessee State	Winston-Salem, NC
18	Maclin, Jeremy	WR	6-0	198	5/11/88	9	Missouri	Kirkwood, MO
15	Mallett, Ryan	QB	6-6	250	6/5/88	7	Arkansas	Texarkana, TX
13	Matthews, Chris	WR	6-5	241	10/6/89	3	Kentucky	Los Angeles, CA
88	Mayle, Vince	TE/WR	6-2	247	6/12/91	2	Washington State	Sacramento, CA
10	Moore, Chris	WR/RS	6-1	204	6/16/93	2	Cincinnati	Tampa, FL
57	Mosley, C.J.	ILB	6-2	250	6/19/92	4	Alabama	Mobile, AL
48	Onwuasor, Patrick	ILB	6-0	227	8/22/92	2	Portland State	Inglewood, CA
11	Perriman, Breshad	WR	6-2	215	9/10/93	3	Central Florida	Lithonia, GA
97	Pierce, Michael	DT	6-0	340	11/6/92	2	Samford	Daphne, AL
31	Rainey, Bobby	RB	5-8	212	10/16/87	6	Western Kentucky	Griffin, GA
42	Ricard, Patrick	DL/FB	6-3	304	5/27/94	R	Maine	Spencer, MA
68	Skura, Matt	G/C	6-3	313	2/17/93	1	Duke	Columbus, OH
22	Smith, Jimmy	CB	6-2	210	7/26/88	7	Colorado	Colton, CA
90	Smith, Za'Darius	OLB	6-4	275	9/8/92	3	Kentucky	Greenville, AL
79	Stanley, Ronnie	T	6-6	320	3/18/94	2	Notre Dame	Las Vegas, NV
55	Suggs, Terrell	OLB	6-3	265	10/11/82	15	Arizona State	Chandler, AZ
9	Tucker, Justin	K	6-1	183	11/21/89	6	Texas	Austin, TX
17	Wallace, Mike	WR	6-0	200	8/1/86	9	Mississippi	New Orleans, LA
82	Watson, Benjamin	TE	6-3	251	12/18/80	14	Georgia	Rock Hill, SC
21	Webb, Lardarius	DB/RS	5-10	185	10/12/85	9	Nicholls State	Opelika, AL
32	Weddle, Eric	S	5-11	200	1/4/85	11	Utah	Alta Loma, CA
28	West, Terrance	RB	5-10	225	1/28/91	4	Towson	Baltimore, MD
14	Whalen, Griff	WR	5-11	190	3/1/90	5	Stanford	Sylvania, OH
98	Williams, Brandon	DT	6-1	340	2/21/89	5	Missouri Southern St.	Kirkwood, MO
87	Williams, Maxx	TE	6-4	257	4/12/94	3	Minnesota	Waconia, MN
56	Williams, Tim	OLB	6-3	260	11/12/93	R	Alabama	Baton Rouge, LA
93	Wormley, Chris	DE	6-5	300	10/25/93	R	Michigan	Toledo, OH

Practice Squad

16	Adeboyejo, Quincy	WR	6-3	197	5/26/95	R	Mississippi	Cedar Hill, TX
45	Crockett, John	RB	6-0	215	2/16/92	2	North Dakota State	Minneapolis, MN
59	Grigsby, Nicholas	LB	6-2	230	7/2/92	2	Pittsburgh	Trotwood, OH
83	Holmes, Gabe	TE	6-5	255	3/29/91	3	Purdue	Miramar, FL
38	Jean-Baptiste, Stanley	CB	6-3	218	4/12/90	3	Nebraska	Miami, FL
78	Joseph, Dieugot	T	6-6	300	3/21/94	R	Florida International	Orlando, FL
62	Kouandjio, Arie	T	6-5	316	4/23/92	3	Alabama	Hyattsville, MD
95	Lewis-Moore, Kapron	DT	6-4	315	1/24/90	4	Notre Dame	Weatherford, TX
76	Shakir, Maurquice	G	6-4	313	10/14/93	R	Middle Tennessee State	Los Angeles, CA
7	Woodrum, Josh	QB	6-3	231	11/7/92	1	Liberty	Roanoke, VA

Injured Reserve

35	Boykin, Brandon	CB	5-10	173	7/13/90	6	Georgia	Fayetteville, GA
53	Bradley, Bam	ILB	5-11	237	6/26/94	R	Pittsburgh	Trotwood, OH
26	Canady, Maurice	CB	6-1	193	5/26/94	2	Virginia	Richmond, VA
30	Dixon, Kenneth	RB	5-10	223	1/21/94	2	Louisiana Tech	Strong, AR
80	Gillmore, Crockett	TE	6-6	266	11/16/91	4	Colorado State	Bushland, TX
60	Kublanow, Brandon	C	6-2	300	4/5/95	R	Georgia	Atlanta, GA
72	Lewis, Alex	G/T	6-6	315	4/21/92	2	Nebraska	Tempe, AZ
50	McClellan, Albert	LB	6-2	250	6/4/86	7	Marshall	Lakeland, FL
67	Nembot, Stephane	T	6-6	320	12/7/91	2	Colorado	Douala, Cameroon
65	Siragusa, Nico	G	6-4	320	5/10/94	R	San Diego State	San Diego, CA
96	Urban, Brent	DE	6-7	300	5/5/91	4	Virginia	Mississauga, ON, CAN
6	White, Tim	WR	5-10	181	7/15/94	R	Arizona State	Los Angeles, CA
39	Woodhead, Danny	RB	5-8	204	1/25/85	9	Chadron State	North Platte, NE
73	Yanda, Marshal	G/T	6-3	305	9/15/84	11	Iowa	Anamosa, IA
25	Young, Tavon	CB	5-9	177	3/14/94	2	Temple	Oxon Hill, MD



NUMERICAL ROSTER

As of Oct. 23

No.	Name	Pos.	Ht.	Wt.	Birthdate	Exp.	College	How Acq.	----- 2017 Games -----			
									P	S	DNP	INA
4	Sam Koch	P	6-1	222	8/13/82	12	Nebraska	D6a '06	7	0	0	0
5	Joe Flacco	QB	6-6	245	1/16/85	10	Delaware	D1 '08	7	7	0	0
9	Justin Tucker	K	6-1	183	11/21/89	6	Texas	FA '12	7	0	0	0
10	Chris Moore	WR/RS	6-1	204	6/16/93	2	Cincinnati	D4b '16	4	1	0	3
11	Breshad Perriman	WR	6-2	215	9/10/93	3	Central Florida	D1 '15	6	1	0	1
12	Michael Campanaro	WR/RS	5-9	191	1/25/91	4	Wake Forest	D7 '14	7	0	0	0
13	Chris Matthews	WR	6-5	241	10/6/89	3	Kentucky	FA '15	6	0	0	1
14	Griff Whalen	WR	5-11	190	3/1/90	5	Stanford	FA '17	1	0	0	0
15	Ryan Mallett	QB	6-6	250	6/5/88	7	Arkansas	FA '15	1	0	6	0
17	Mike Wallace	WR	6-0	200	8/1/86	9	Mississippi	FA '16	7	6	0	0
18	Jeremy Maclin	WR	6-0	198	5/11/88	9	Missouri	FA '17	5	5	0	2
21	Lardarius Webb	DB/RS	5-10	185	10/12/85	9	Nicholls State	D3 '09	7	2	0	0
22	Jimmy Smith	CB	6-2	210	7/26/88	7	Colorado	D1 '11	7	7	0	0
23	Tony Jefferson	S	5-11	215	1/27/92	5	Oklahoma	UFA (ARI) '17	7	7	0	0
24	Brandon Carr	CB	6-0	210	5/19/86	10	Grand Valley State	UFA (DAL) '17	7	7	0	0
28	Terrance West	RB	5-10	225	1/28/91	4	Towson	FA '15	5	4	0	2
29	Marlon Humphrey	CB	6-0	197	7/8/96	R	Alabama	D1 '17	7	1	0	0
31	Bobby Rainey Jr.	RB	5-8	212	10/16/87	6	Western Kentucky	FA '17	2	0	0	0
32	Eric Weddle	S	5-11	200	1/4/85	11	Utah	UFA (SD) '16	7	7	0	0
34	Alex Collins	RB	5-10	210	8/26/94	2	Arkansas	FA '17	6	3	0	0
36	Chuck Clark	S	6-0	210	4/19/95	R	Virginia Tech	D6 '17	7	0	0	0
37	Javorius Allen	RB	6-0	222	8/27/91	3	Southern California	D4b '15	7	0	0	0
41	Anthony Levine Sr.	DB/LB	5-11	209	3/27/87	6	Tennessee State	FA '12	7	0	0	0
42	Patrick Ricard	DL/FB	6-3	304	5/27/94	R	Maine	FA '17	7	0	0	0
43	Jaylen Hill	CB	5-10	178	5/26/94	R	Jacksonville State	FA '17	1	0	0	6
46	Morgan Cox	LS	6-4	235	4/26/86	8	Tennessee	FA '10	7	0	0	0
48	Patrick Onwuasor	ILB	6-0	227	8/22/92	2	Portland State	FA '16	7	4	0	0
51	Kamalei Correa	LB	6-3	241	4/27/94	2	Boise State	D2 '16	7	3	0	0
54	Tyus Bowser	OLB	6-3	240	5/23/95	R	Houston	D2 '17	7	0	0	0
55	Terrell Suggs	OLB	6-3	265	10/11/82	15	Arizona State	D1a '03	7	7	0	0
56	Tim Williams	OLB	6-3	260	11/12/93	R	Alabama	D3b '17	4	0	0	3
57	C.J. Mosley	ILB	6-2	250	6/19/92	4	Alabama	D1 '14	7	7	0	0
58	Steven Johnson	ILB	6-1	237	3/28/88	6	Kansas	FA '17	2	0	0	0
61	Luke Bowanko	C	6-6	300	6/13/91	4	Virginia	TR (JAX) '17	7	0	0	0
66	Ryan Jensen	G/C	6-4	319	5/27/91	4	Colorado State-Pueblo	D6b '13	7	7	0	0
68	Matt Skura	G/C	6-3	313	2/17/93	1	Duke	FA '16	3	3	0	2
69	Willie Henry	DT	6-3	308	3/20/94	2	Michigan	D4d '16	5	1	0	2
71	Jermaine Eluemunor	G/T	6-4	338	12/13/94	R	Texas A&M	D5 '17	5	2	0	2
74	James Hurst	G/T	6-5	317	12/17/91	4	North Carolina	FA '14	7	7	0	0
77	Austin Howard	T	6-7	330	3/22/87	8	Northern Iowa	FA '17	7	7	0	0
79	Ronnie Stanley	T	6-6	320	3/18/94	2	Notre Dame	D1 '16	7	7	0	0
81	Gavin Escobar	TE	6-6	260	2/3/91	5	San Diego State	FA '17	0	0	0	0
82	Benjamin Watson	TE	6-3	251	12/18/80	14	Georgia	UFA (NO) '16	7	7	0	0
86	Nick Boyle	TE	6-4	270	2/17/93	3	Delaware	D5a '15	7	6	0	0
87	Maxx Williams	TE	6-4	257	4/12/94	3	Minnesota	D2 '15	3	2	0	4
88	Vince Mayle	TE/WR	6-2	247	6/12/91	2	Washington State	WAV (DAL) '16	7	0	0	0
90	Za'Darius Smith	OLB	6-4	275	9/8/92	3	Kentucky	D4a '15	6	2	0	1
92	Bronson Kaufusi	DE	6-6	285	7/6/91	2	BYU	D3 '16	3	1	0	4
93	Chris Wormley	DE	6-5	300	10/25/93	R	Michigan	D3a '17	3	2	0	4
94	Carl Davis	DT	6-5	321	3/2/92	3	Iowa	D3 '15	5	2	0	1
97	Michael Pierce	DT	6-0	340	11/6/92	2	Samford	FA '16	7	6	0	0
98	Brandon Williams	DT	6-1	340	2/21/89	5	Missouri Southern St.	D3 '13	3	3	0	4
99	Matthew Judon	OLB	6-3	263	8/15/92	2	Grand Valley State	D5 '16	7	5	0	0
Practice Squad												
7	Josh Woodrum	QB	6-3	231	11/7/92	1	Liberty	FA '17	0	0	0	0
16	Quincy Adebeyejo	WR	6-3	197	5/26/95	R	Mississippi	FA '17	0	0	0	0
38	Stanley Jean-Baptiste	CB	6-3	218	4/12/90	3	Nebraska	FA '17	0	0	0	0
45	John Crockett	RB	6-0	215	2/16/92	2	North Dakota State	FA '17	0	0	0	0
59	Nicholas Grigsby	LB	6-2	230	7/2/92	2	Pittsburgh	FA '17	0	0	0	0
62	Arie Kouandjio	T	6-5	316	4/23/92	3	Alabama	FA '17	0	0	0	0
76	Maurquice Shakir	G	6-4	313	10/14/93	R	Middle Tennessee St.	FA '17	0	0	0	0
78	Dieugot Joseph	T	6-6	300	3/21/94	R	Florida International	FA '17	0	0	0	1
83	Gabe Holmes	TE	6-5	255	3/29/91	3	Purdue	FA '17	0	0	0	0
95	Kapron Lewis-Moore	DT	6-4	315	1/24/90	4	Notre Dame	FA '17	0	0	0	0
Injured Reserve												
6	Tim White	WR	5-10	181	7/15/94	R	Arizona State	FA '17	0	0	0	0
25	Tavon Young	CB	5-9	177	3/14/94	2	Temple	D4a '16	0	0	0	0
26	Maurice Canady	CB	6-1	193	5/26/94	2	Virginia	D6b '16	0	0	0	0
30	Kenneth Dixon	RB	5-10	223	1/21/94	2	Louisiana Tech	D4e '16	0	0	0	0
35	Brandon Boykin	CB	5-10	173	7/13/90	6	Georgia	UFA (CHI) '17	0	0	0	0
39	Danny Woodhead	RB	5-8	204	1/25/85	9	Chadron State	UFA (SD) '17	1	0	0	0
50	Albert McClellan	LB	6-2	250	6/4/86	7	Marshall	FA '10	0	0	0	0
53	Bam Bradley	ILB	5-11	237	6/26/94	R	Pittsburgh	FA '17	2	0	0	0
60	Brandon Kublanow	C	6-2	300	4/5/95	R	Georgia	FA '17	0	0	0	0
65	Nico Siragusa	G	6-4	320	5/10/94	R	San Diego State	D4 '17	0	0	0	0
67	Stephane Nembot	T	6-6	320	12/7/91	2	Colorado	FA '16	0	0	0	0
72	Alex Lewis	G/T	6-6	315	4/21/92	2	Nebraska	D4c '16	0	0	0	0
73	Marshal Yanda	G/T	6-3	305	9/15/84	11	Iowa	D3b '07	2	2	0	0
80	Crockett Gillmore	TE	6-6	266	11/16/91	4	Colorado State	D3b '14	0	0	0	0
96	Brent Urban	DE	6-7	300	5/5/91	4	Virginia	D4a '14	3	3	0	0



POSITIONAL ROSTER

As of Oct. 23

QUARTERBACKS (2)

5 Flacco, JoeQB
 15 Mallett, Ryan.QB

WIDE RECEIVERS (7)

10 Moore, Chris WR/RS
 11 Perriman, Breshad WR
 12 Campanaro, Michael. WR/RS
 13 Matthews, Chris WR
 17 Wallace, Mike WR
 14 Whalen, Griff WR
 18 Maclin, Jeremy. WR

RUNNING BACKS (4)

28 West, Terrance RB
 31 Rainey, Bobby RB
 34 Collins, Alex RB
 37 Allen, Javorius RB

TIGHT ENDS (5)

81 Escobar, Gavin TE
 82 Watson, Benjamin TE
 86 Boyle, Nick TE
 87 Williams, Maxx. TE
 88 Mayle, Vince TE

OFFENSIVE LINE (7)

61 Bowanko, Luke. C
 66 Jensen, Ryan G/C
 68 Skura, Matt G/C
 71 Eluemunor, Jermaine G/T
 74 Hurst, James G/T
 77 Howard, Austin T
 79 Stanley, Ronnie T

SECONDARY (9)

21 Webb, Lardarius DB/RS
 22 Smith, Jimmy CB
 23 Jefferson, Tony. S
 24 Carr, Brandon CB
 29 Humphrey, Marlon. CB
 32 Weddle, Eric S
 36 Clark, Chuck S
 41 Levine Sr., Anthony DB/LB
 43 Hill, Jaylen CB

SPECIALISTS (3)

4 Koch, SamP
 9 Tucker, Justin.K
 46 Cox, Morgan LS

LINEBACKERS (9)

48 Onwuasor, PatrickILB
 51 Correa, Kamalei LB
 54 Bowser, Tyus OLB
 55 Suggs, Terrell. OLB
 56 Williams, Tim OLB
 57 Mosley, C.J.ILB
 58 Johnson, StevenILB
 90 Smith, Za'Darius OLB
 99 Judon, Matthew OLB

DEFENSIVE LINE (7)

42 Ricard, Patrick DL/FB
 69 Henry, Willie DT
 92 Kaufusi, Bronson. DE
 93 Wormley, Chris. DE
 94 Davis, Carl DT
 97 Pierce, Michael DT
 98 Williams, Brandon DT

PRACTICE SQUAD (10)

7 Woodrum, JoshQB
 16 Adeboyejo, Quincy WR
 38 Jean-Baptiste, Stanley CB
 45 Crockett, John RB
 59 Grigsby, Nicholas LB
 62 Kouandjio, Arie T
 76 Shakir, Maurquice G
 78 Joseph, Dieugot T
 83 Holmes, Gabe TE
 95 Lewis-Moore, Kapron DT

RESERVE / INJURED (15)

6 White, Tim WR
 25 Young, Tavon. CB
 26 Canady, Maurice. CB
 30 Dixon, Kenneth RB
 35 Boykin, Brandon CB
 39 Woodhead, Danny RB
 50 McClellan, Albert LB
 53 Bradley, Bam.ILB
 60 Kublanow, Brandon C
 65 Siragusa, Nico G
 67 Nembot, Stephane. T
 72 Lewis, Alex G/T
 73 Yanda, Marshal G/T
 80 Gillmore, Crockett TE
 96 Urban, Brent DE

2017 COACHING STAFF

John Harbaugh Head Coach
 Jerry Rosburg Special Teams Coordinator / Associate Head Coach
 Marty Mornhinweg Offensive Coordinator / Quarterbacks Coach
 Dean Pees Defensive Coordinator
 Richard Angulo Assistant Offensive Line
 Juney Barnett Strength & Conditioning Coach
 Andy Bischoff Offensive Assistant
 Randy Brown Specialists Coach
 Joe Cullen Defensive Line Coach
 Joe D'Alessandris Offensive Line Coach
 Bobby Engram Wide Receivers Coach

Thomas Hammock Running Backs Coach
 Chris Hewitt Secondary Coach
 Chris Horton Assistant Special Teams Coach
 Mike Macdonald Defensive Backs Coach
 Don Martindale Linebackers Coach
 Greg Roman Senior Offensive Assistant / Tight Ends Coach
 Steve Saunders. Director of Performance
 Craig Ver Steeg. Offensive Assistant / Quarterbacks
 Matt Weiss Offensive Assistant
 Drew Wilkins Assistant Defensive Line Coach



DEPTH CHART

Updated by Ravens PR staff on Oct. 23

OFFENSE

WR	11	Breshad Perriman*	12	Michael Campanaro		
WR	17	Mike Wallace	10	Chris Moore		
WR	18	Jeremy Maclin*	13	Chris Matthews	14	Griff Whalen
LT	79	Ronnie Stanley	74	James Hurst		
LG	74	James Hurst	<u>71</u>	<u>Jermaine Eluemunor</u>		
C	66	Ryan Jensen	61	Luke Bowanko		
RG	68	Matt Skura*	<u>71</u>	<u>Jermaine Eluemunor</u>		
RT	77	Austin Howard	74	James Hurst		
TE	82	Benjamin Watson	86	Nick Boyle	87	Maxx Williams*
					88	Vince Mayle
					81	Gavin Escobar
QB	5	Joe Flacco	15	Ryan Mallett		
RB	34	Alex Collins	28	Terrance West*	37	Javorius Allen
					31	Bobby Rainey Jr.

DEFENSE

DT	98	Brandon Williams	69	Willie Henry		
NT	97	Michael Pierce	<u>93</u>	<u>Chris Wormley</u>	<u>42</u>	<u>Patrick Ricard</u>
DE	94	Carl Davis	92	Bronson Kaufusi		
RUSH	55	Terrell Suggs	90	Za'Darius Smith	<u>56</u>	<u>Tim Williams*</u>
MLB	57	C.J. Mosley	58	Steven Johnson		
WLB	48	Patrick Onwuasor	51	Kamalei Correa		
SLB	99	Matthew Judon	<u>54</u>	<u>Tyus Bowser</u>		
LCB	24	Brandon Carr	29	Marlon Humphrey		
SS	23	Tony Jefferson	41	Anthony Levine Sr.		
FS	32	Eric Weddle	21	Lardarius Webb	<u>36</u>	<u>Chuck Clark</u>
RCB	22	Jimmy Smith	<u>43</u>	<u>Jaylen Hill</u>		

SPECIAL TEAMS

P	4	Sam Koch					
K	9	Justin Tucker					
H	4	Sam Koch					
LS	46	Morgan Cox					
KOR	31	Bobby Rainey Jr.	34	Alex Collins	12	Michael Campanaro	
						10	Chris Moore
PR	12	Michael Campanaro	21	Lardarius Webb			

*Missed Previous Game w/ Injury**

Rookies Underlined

PRONUNCIATION GUIDE

PLAYERS: Quincy Adebayo (add-ah-BOY-joe); Javorius Allen (juh-VAR-us); Luke Bowanko (boh-WAIN-koh); Michael Campanaro (camp-ah-NAIR-oh); Maurice Canady (CAN-uh-dee); Kamalei Correa (KAH-mah-lay, corr-A-uh); Jermaine Eluemunor (EE-lew-mun-or); Dieugot Josph (Jeh-GO); Bronson Kaufusi (cow-FOO-see); Sam Koch (Cook); Anthony Levine Sr. (luh-VEEN); Vince Mayle (MAY-lee); Stephane Nembot (steff-ON, NAME-bot); Patrick Onwuasor (o-WAH-so); Za'Darius Smith (zuh-DARE-ee-us); Lardarius Webb (lahr-DARE-ee-us); Marshal Yanda (YAWN-da); Tavon Young (TAY-von); **COACHES:** Richard Angulo (an-GOO-low); Andy Bischoff (BISH-off); Joe D'Alessandris (dell-ah-SAN-dress); Marty Mornhinweg (MORNING-wig); Craig Ver Steeg (ver-STEGG)



HOW THE RAVENS ARE BUILT

BY YEAR SIGNED

YEAR	PLAYER	ACQ.
2003	OLB Terrell Suggs	D1a
2006	P Sam Koch	D6a
2007	<i>G/T Marshal Yanda [Injured Reserve]</i>	D3b
2008	QB Joe Flacco	D1
2009	DB Lardarius Webb	D3
2010	LS Morgan Cox <i>LB Albert McClellan [Injured Reserve]</i>	RFA RFA
2011	CB Jimmy Smith	D1
2012	DB/LB Anthony Levine Sr. K Justin Tucker	FA RFA
2013	G/C Ryan Jensen DT Brandon Williams	D6b D3
2014	WR/RS Michael Campanaro <i>TE Crockett Gillmore [Injured Reserve]</i> OL James Hurst LB C.J. Mosley <i>DE Brent Urban [Injured Reserve]</i>	D7 D3b RFA D1 D4a
2015	RB Javorius Allen TE Nick Boyle DT Carl Davis QB Ryan Mallett WR Chris Matthews WR Breshad Perriman OLB Za'Darius Smith RB Terrance West TE Maxx Williams	D4b D5a D3 FA FA D1 D4a FA D2
2016	<i>CB Maurice Canady [Injured Reserve]</i> OLB Kamalei Correa RB Kenneth Dixon <i>[Injured Reserve]</i> DT Willie Henry OLB Matthew Judon DE Bronson Kaufusi <i>G/T Alex Lewis [Injured Reserve]</i> TE Vince Mayle WR Chris Moore <i>T Stephane Nembot [Injured Reserve]</i> ILB Patrick Onwuasor DT Michael Pierce G/C Matt Skura T Ronnie Stanley WR Mike Wallace TE Benjamin Watson S Eric Weddle <i>CB Tavon Young [Injured Reserve]</i>	D6b D2 D4e D4d D5 D3 D4c WA (Dal.) D4b RFA RFA RFA FA D1 FA UFA (NO) UFA (SD) D4a
2017	C Luke Bowanko OLB Tyus Bowser <i>CB Brandon Boykin [Injured Reserve]</i> <i>LB Bam Bradley [Injured Reserve]</i> CB Brandon Carr S Chuck Clark RB Alex Collins G Jermaine Eluemunor TE Gavin Escobar CB Jaylen Hill T Austin Howard CB Marlon Humphrey S Tony Jefferson ILB Steven Johnson <i>G/C Brandon Kublanow [Injured Reserve]</i> WR Jeremy Maclin RB Bobby Rainey FB/DL Patrick Ricard <i>G Nice Siragusa [Injured Reserve]</i> WR Griff Whalen <i>WR Tim White [Injured Reserve]</i> OLB Tim Williams <i>RB Danny Woodhead [Injured Reserve]</i> DE Chris Wormley	TR (Jax.) D2 UFA (Chi.) RFA UFA (Dal.) D6 FA D5 FA RFA FA D1 UFA (Ari.) FA RFA FA FA RFA D4 FA RFA D3b UFA (SD) D3a

BY DRAFT ROUND

1st ROUND (9)	TEAM	YEAR
OLB Terrell Suggs	Baltimore	2003 (10th)
TE Benjamin Watson	New England	2004 (32nd)
QB Joe Flacco	Baltimore	2008 (18th)
WR Jeremy Maclin	Philadelphia	2009 (19th)
CB Jimmy Smith	Baltimore	2011 (27th)
LB C.J. Mosley	Baltimore	2014 (17th)
WR Breshad Perriman	Baltimore	2015 (26th)
T Ronnie Stanley	Baltimore	2016 (6th)
CB Marlon Humphrey	Baltimore	2017 (16th)
2nd ROUND (5)		
S Eric Weddle	San Diego	2007
TE Gavin Escobar	Dallas	2013
TE Maxx Williams	Baltimore	2015
OLB Kamalei Correa	Baltimore	2016
OLB Tyus Bowser	Baltimore	2017
3rd ROUND (9)		
<i>G/T Marshal Yanda [Injured Reserve]</i>	Baltimore	2007
WR Mike Wallace	Pittsburgh	2009
CB/RS Lardarius Webb	Baltimore	2009
QB Ryan Mallett	New England	2011
DT Brandon Williams	Baltimore	2013
<i>TE Crockett Gillmore [Injured Reserve]</i>	Baltimore	2014
RB Terrance West	Cleveland	2014
DT Carl Davis	Baltimore	2015
DE Bronson Kaufusi	Baltimore	2016
DE Chris Wormley	Baltimore	2017
OLB Tim Williams	Baltimore	2017
4th ROUND (5)		
<i>CB Brandon Boykin [Injured Reserve]</i>	Philadelphia	2012
<i>DE Brent Urban [Injured Reserve]</i>	Baltimore	2014
RB Javorius Allen	Baltimore	2015
TE Vince Mayle	Cleveland	2015
OLB Za'Darius Smith	Baltimore	2015
DT Willie Henry	Baltimore	2016
<i>RB Kenneth Dixon [Injured Reserve]</i>	Baltimore	2016
<i>G/T Alex Lewis [Injured Reserve]</i>	Baltimore	2016
WR Chris Moore	Baltimore	2016
<i>CB Tavon Young [Injured Reserve]</i>	Baltimore	2016
<i>G Nico Siragusa [Injured Reserve]</i>	Baltimore	2017
5th ROUND (5)		
CB Brandon Carr	Kansas City	2008
TE Nick Boyle	Baltimore	2015
RB Alex Collins	Seattle	2016
OLB Matthew Judon	Baltimore	2016
G Jermaine Eluemunor	Baltimore	2017
6th ROUND (4)		
P Sam Koch	Baltimore	2006
OL Ryan Jensen	Baltimore	2013
C Luke Bowanko	Jacksonville	2014
<i>CB Maurice Canady [Injured Reserve]</i>	Baltimore	2016
S Chuck Clark	Baltimore	2017
7th ROUND (1)		
WR/RS Michael Campanaro	Baltimore	2014
UNDRAFTED (15)		
<i>RB Danny Woodhead [Injured Reserve]</i>	NY Jets	2009
LS Morgan Cox	Baltimore	2010
DB Anthony Levine Sr.	Green Bay	2010
T Austin Howard	Philadelphia	2010
<i>LB Albert McClellan [Injured Reserve]</i>	Baltimore	2010
WR Chris Matthews	Cleveland	2011
ILB Steven Johnson	Denver	2012
RB Bobby Rainey	Baltimore	2012
K Justin Tucker	Baltimore	2012
WR Griff Whalen	Indianapolis	2012
S Tony Jefferson	Arizona	2013
OL James Hurst	Baltimore	2014
<i>T Stephane Nembot [Injured Reserve]</i>	Baltimore	2016
ILB Patrick Onwuasor	Baltimore	2016
DT Michael Pierce	Baltimore	2016
G/C Matt Skura	Baltimore	2016
<i>LB Bam Bradley [Injured Reserve]</i>	Baltimore	2017
CB Jaylen Hill	Baltimore	2017
<i>G/C Brandon Kublanow [Injured Reserve]</i>	Baltimore	2017
FB/DL Patrick Ricard	Baltimore	2017
<i>WR Tim White [Injured Reserve]</i>	Baltimore	2017



2017 TRANSACTIONS

- **Jan. 2:** Signed WR Kenny Bell, G Jarell Broxton, RB Stephen Houston, G Jarrod Pughsley, C Matt Skura and QB Dustin Vaughan to reserve future contracts.
- **Jan. 4:** Signed CB Robertson Daniel to a reserve future contract.
- **Jan. 31:** Signed DB Otha Foster and LB Boseko Lokombo to reserve future contracts.
- **March 7:** Terminated the contracts of vested veterans S Kendrick Lewis and CB Shareece Wright.
- **March 8:** Terminated the contract of vested veteran OLB Elvis Dumervil.
- **March 10:** Terminated the contract of vested veteran DB Lardarius Webb; Signed UFAs **S Tony Jefferson** and **RB Danny Woodhead**.
- **Marh 13:** Re-signed unrestricted free agents DB/LB Anthony Levine Sr. and NT Brandon Williams.
- **March 15:** Re-signed unrestricted free agent QB Ryan Mallett; Traded C Jeremy Zuttah and a 2017 sixth-round pick (198th overall) to San Francisco in exchange for a for a 2017 sixth-round choice (186th overall).
- **March 20:** Signed unrestricted free agent **CB Brandon Carr**.
- **April 4:** Traded DT Timmy Jernigan and the 99th-overall selection (a third-round compensatory choice) in the 2017 NFL Draft to the Philadelphia Eagles in exchange for the 74th pick in the 2017 draft.
- **April 6:** Re-signed restricted free agent WR/RS Michael Campanaro.
- **April 11:** Re-signed free agent DB Lardarius Webb.
- **April 19:** Re-signed restricted free agents T James Hurst and G/C Ryan Jensen; Re-signed exclusive rights free agent WR Chris Matthews.
- **April 25:** Re-signed exclusive rights free agent OLB Brennen Beyer.
- **April 26:** Re-signed exclusive rights free agents WR/RS Keenan Reynolds and G De'Ondre Wesley.
- **May: 2** Waived LB Cavellis Lockett; Signed 2017 NFL Draft choices **OLB Tyus Bowser**, **S Chuck Clark**, **G/T Jermaine Eluemunor**, **CB Marlon Humphrey** and **G Nico Siragusa**; Signed rookie free agents **P Kenny Allen**, **WR Quincy Adebayo**, **WR C.J. Board**, **ILB Bam Bradley**, **DE Omarius Bryant**, **CB Carlos Davis**, **S Daniel Henry**, **C Brandon Kublanow**, **RB Taquan Mizzell**, **FB Ricky Ortiz**, **WR Tim Patrick**, **ILB Donald Payne**, **DE Patrick Ricard**, **G Maurice Shaker**, **QB Zach Terrell** and **WR Tim White**.
- **May 8:** Re-signed restricted free agent RB Terrance West and exclusive rights free agent CB Sheldon Price; Waived DE Omarius Bryant, RB Stephen Houston and QB Zach Terrell.
- **May 9:** Re-signed exclusive rights free agent LB Patrick Onwuasor.
- **May 12:** Re-signed exclusive rights free agent LB Lamar Louis.
- **May 15:** Signed undrafted rookie free agents **LB Randy Allen**, **WR Aaron Bailey**, **CB Jaylen Hill** and **T Roubbens Joseph**.
- **May 18:** Signed 2017 NFL Draft choices **OLB Tim Williams** and **DE Chris Wormley**.
- **June 5:** Terminated the contract of vested veteran (failed physical) CB Kyle Arrington; Signed free agent **CB Brandon Boykin** and **Al-Hajj Shabazz**.
- **June 6:** Waived (injured) CB Carlos Davis, who reverted to Injured Reserve; Signed free agent **TE Ryan Malleck**.
- **June 7:** Terminated the contract of vested veteran TE Dennis Pitta (injury waiver); Signed free agent **TE Barrett Burns**.
- **June 8:** Waived (injury settlement) CB Carlos Davis.
- **June 13:** Waived TE Barrett Burns; Signed free agent **WR Jeremy Maclin**
- **July 19:** Placed WR Aaron Bailey and DE Patrick Ricard on Active/Physically Unable to Perform; Waived (injured) DB Daniel Henry, who reverted to Injured Reserve.
- **July 21:** Placed WR/RS Michael Campanaro and CB Tavon Young on Active/Physically Unable to Perform; Waived (injured) WR Aaron Bailey, who reverted to Injured Reserve; Signed free agents **CB Reggie Porter** and **WR Griff Whalen**.
- **July 24:** Waived (injury settlement) DB Daniel Henry.
- **July 26:** Signed free agent **RB Bobby Rainey**; Activated DE Patrick Ricard from Active/Physically Unable to Perform.
- **July 28:** Placed G/C John Urschel on the Exempt/Left Squad list; Signed free agent **QB David Olson**; Waived (injury settlement) WR Aaron Bailey.
- **July 30:** Waived WR Tim Patrick and signed free agent **TE Larry Donnell**.
- **July 31:** Waived QB David Olson and signed free agent **QB Josh Woodrum**; Activated WR/RS Michael Campanaro from Active PUP.
- **Aug. 4:** Waived (injured) C Brandon Kublanow and signed rookie free agent **C Derrick Nelson**; Waived (injured) TE Crockett Gillmore and signed free agent **T Austin Howard**; Gillmore and Kublanow both reverted to Injured Reserve.
- **Aug. 7:** Waived (injured) CB Al-Hajj Shabazz, who reverted to Injured Reserve but then reached an injury settlement, and signed free agent **CB Trevin Wade**.
- **Aug. 14:** Waived QB Dustin Vaughn and signed **QB Thaddeus Lewis**.
- **Aug. 18:** Waived (injured) WR Kenny Bell, who later reached an injury settlement, and re-signed **G/C Jeremy Zuttah**.
- **Aug. 20:** Waived LB Lamar Louis.
- **Aug. 28:** Signed **LS Taybor Pepper**.
- **Sept. 1:** Waived the following players: P/K Kenny Allen, LB Randy Allen, WR C.J. Board, G Jarrell Broxton, DB Otha Foster, T Roubbens Joseph, C Derrick Nelson, LS Taybor Pepper, G Jarrod Pughsley, WR/RS Keenan Reynolds, FB/RB Lorenzo Taliaferro and G/T De'Ondre Wesley; Terminated the contracts of vested veterans: TE Larry Donnell, QB Thaddeus Lewis, RB Bobby Rainey CB Trevin Wade, WR Griff Whalen and G/C Jeremy Zuttah; Placed RB Kenneth Dixon, G/T Alex Lewis, LB Albert McClellan, G Nico Siragusa, WR Tim White and CB Tavon Young on Injured Reserve; Traded a 2018 conditional seventh-round pick to Arizona in exchange for G/C Tony Bergstrom.
- **Sept. 2:** Waived the following players: WR Quincy Adebayo, LB Boseko Lokombo, TE Ryan Malleck, WR Chris Matthews, RB Taquan Mizzell, FB Ricky Ortiz, ILB Donald Payne, CB Reggie Porter, G Maurice Shaker, G/C Matt Skura and QB Josh Woodrum; Waived (injured) OLB Brennen Beyer, CB Robertson Daniel and T Stephane Nembot (who all reverted to Injured Reserve); Placed CB Brandon Boykin on Injured Reserve; Traded an undisclosed draft pick to Jacksonville in exchange for C Luke Bowanko.
- **Sept. 3:** Signed the following players to the practice squad: WR Quincy Adebayo, LB Boseko Lokombo, TE Ryan Malleck, FB Ricky Ortiz, CB Reggie Porter and G Maurice Shaker.
- **Sept. 4:** Placed CB Maurice Canady on Injured Reserve; Re-signed WR Chris Matthews.
- **Sept. 5:** Signed **RB Alex Collins**, **CB Tony McRae** and G/C Matt Skura to the practice squad.
- **Sept. 6:** Reached an injury settlement with OLB Brennen Beyer.
- **Sept. 7** Reached an injury settlement with CB Robertson Daniel.
- **Sept. 12:** Waived TE Ryan Malleck from the practice squad and re-signed QB Josh Woodrum to the practice squad.
- **Sept. 14:** Placed RB Danny Woodhead on Injured Reserve and signed RB Jeremy Langford from the practice squad to the active roster.
- **Sept. 17:** Placed CB Sheldon Price on Injured Reserve and waived RB Jeremy Langford; Signed Alex Collins and CB Tony McRae from the practice squad to the 53-man roster.
- **Sept. 18:** Signed **S Ronald Martin** to the practice squad.
- **Sept. 19:** Placed LB Bam Bradley and G Marshal Yanda on Injured Reserve; Signed G/C Matt Skura from the practice squad and **T Dieugot Joseph** off Chicago's practice squad to the 53-man roster; Re-signed RB Jeremy Langford to the practice squad; Signed **LB Nicholas Grigsby** and **G Arie Kouandjio** to the practice squad.
- **Sept. 20:** Signed **CB Josh Thornton** to the practice squad after CB Reggie Porter was signed to Cleveland's active roster.
- **Sept. 21:** Placed RB Jeremy Langford on Practice Squad Injured Reserve and signed **RB John Crockett** to the practice squad.
- **Sept. 26:** Waived OLB Boseko Lokombo from the practice squad.
- **Sept. 27:** Reached an injury settlement with RB Jeremy Langford; Re-signed TE Ryan Malleck to the practice squad; Placed DE Brent Urban on Injured Reserve and signed **LB Jonathan Freeny** to the 53-man roster.
- **Oct. 3:** Placed FB Ricky Ortiz on practice squad Injured Reserve and waived CB Josh Thornton from the practice squad; Signed **TE Gabe Holmes** and **CB Stanley Jean-Baptiste** to the practice squad. (The team later reached an injury settlement with Ortiz.)
- **Oct. 10:** Terminated the practice squad contracts of TE Ryan Malleck and CB Ronald Martin; Waived T Dieugot Joseph; Signed **DT Kapron Lewis-Moore** and C Derrick Nelson to the practice squad and re-signed RB Bobby Rainey to the active roster.
- **Oct. 12:** Terminated the practice squad contract of C Derrick Nelson and re-signed T Dieugot Joseph to the practice squad.
- **Oct. 17:** Terminated the contract of LB Jonathan Freeny and signed free agent **LB Steven Johnson**.
- **Oct. 19:** Terminated the contract of vested veteran G Tony Bergstrom and re-signed WR Griff Whalen; Waived CB Sheldon Price from Injured Reserve.
- **Oct. 21:** Waived CB Tony McRae and re-signed G Tony Bergstrom to the active roster.
- **Oct. 23:** Terminated the contract of vested veteran G Tony Bergstrom and signed **TE Gavin Escobar** to the active roster.

(Bold denotes first time player has joined the Ravens.)



GAME-BY-GAME STARTERS

OFFENSE

GAME	WR	LT	LG	C	RG	RT	TE	WR	QB	RB	WR	OTER
Sept. 10 at Cincinnati	Maclin	Stanley	Hurst	Jensen	Yanda	Howard	Watson	n/a	Flacco	West	Boyle (TE)	M. Williams (TE)
Sept. 17 vs. Cleveland	Maclin	Stanley	Hurst	Jensen	Yanda	Howard	Watson	Wallace	Flacco	West	n/a	M. Williams (TE)
Sept. 24 at Jacksonville	Maclin	Stanley	Hurst	Jensen	Skura	Howard	Watson	Wallace	Flacco	West	n/a	Boyle (TE)
Oct. 1 vs. Pittsburgh	Maclin	Stanley	Hurst	Jensen	Skura	Howard	Watson	Wallace	Flacco	Collins	n/a	Boyle (TE)
Oct. 8 at Oakland	Maclin	Stanley	Hurst	Jensen	Skura	Howard	Watson	Wallace	Flacco	West	n/a	Boyle (TE)
Oct. 15 vs. Chicago	Perriman	Stanley	Hurst	Jensen	Eluemunor	Howard	Watson	Wallace	Flacco	Collins	n/a	Boyle (TE)
Oct. 22 at Minnesota	Moore	Stanley	Hurst	Jensen	Eluemunor	Howard	Watson	Wallace	Flacco	Collins	n/a	Boyle (TE)
Oct. 26 vs. Miami												
Nov. 5 at Tennessee												
Nov. 19 at Green Bay												
Nov. 27 vs. Houston												
Dec. 3 vs. Detroit												
Dec. 10 at Pittsburgh												
Dec. 17 at Cleveland												
Dec. 23 vs. Indianapolis												
Dec. 31 vs. Cincinnati												

DEFENSE

GAME	DT	DE	NT	SAM	MIKE	WILL	RUSH	RCB	LCB	SS	FS	OTHER
Sept. 10 at Cincinnati	B. Williams	Urban	Pierce	Judon	Mosley	Correa	Suggs	J. Smith	Carr	Jefferson	Weddle	
Sept. 17 vs. Cleveland	B. Williams	Urban	n/a	Judon	Mosley	Correa	Suggs	J. Smith	Carr	Jefferson	Weddle	Webb (DB)
Sept. 24 at Jacksonville	Pierce	Urban	n/a	Z. Smith	Mosley	Onwuasor	Suggs	J. Smith	Carr	Jefferson	Weddle	Webb (DB)
Oct. 1 vs. Pittsburgh	Davis	Kaufusi	Pierce	Judon	Mosley	Correa	Suggs	J. Smith	Carr	Jefferson	Weddle	n/a
Oct. 8 at Oakland	Davis	n/a	Pierce	Z. Smith	Mosley	Onwuasor	Suggs	J. Smith	Carr	Jefferson	Weddle	Humphrey (CB)
Oct. 15 vs. Chicago	Henry	Wormley	Pierce	Judon	Mosley	Onwuasor	Suggs	J. Smith	Carr	Jefferson	Weddle	n/a
Oct. 22 at Minnesota	B. Williams	Wormley	Pierce	Judon	Mosley	Onwuasor	Suggs	J. Smith	Carr	Jefferson	Weddle	n/a
Oct. 26 vs. Miami												
Nov. 5 at Tennessee												
Nov. 19 at Green Bay												
Nov. 27 vs. Houston												
Dec. 3 vs. Detroit												
Dec. 10 at Pittsburgh												
Dec. 17 at Cleveland												
Dec. 23 vs. Indianapolis												
Dec. 31 vs. Cincinnati												

Bold denotes first NFL start

2017 STATISTICS

WON 3, LOST 4

09/10	W 20-0	at Cincinnati	55,254
09/17	W 24-10	Cleveland	70,605
09/24	L 7-44	at Jacksonville	84,592
10/01	L 9-26	Pittsburgh	71,126
10/08	W 30-17	at Oakland	54,980
10/15	L 24-27 OT	Chicago	70,616
10/22	L 16-24	at Minnesota	66,751
10/26		Miami	
11/05		at Tennessee	
11/19		at Green Bay	
11/27		Houston	
12/03		Detroit	
12/10		at Pittsburgh	
12/17		at Cleveland	
12/23		Indianapolis	
12/31		Cincinnati	

	Balt.	Opp.
TOTAL FIRST DOWNS	122	130
Rushing	45	48
Passing	66	67
Penalty	11	15
3rd Down: Made/Att	34/97	34/96
3rd Down Pct.	35.1	35.4
4th Down: Made/Att	2/5	3/6
4th Down Pct.	40.0	50.0
POSSESSION AVG.	29:33	30:27
TOTAL NET YARDS	1943	2342
Avg. Per Game	277.6	334.6
Total Plays	449	458
Avg. Per Play	4.3	5.1
NET YARDS RUSHING	841	1017
Avg. Per Game	120.1	145.3
Total Rushes	199	232
NET YARDS PASSING	1102	1325
Avg. Per Game	157.4	189.3
Sacked/Yards Lost	17/123	16/86
Gross Yards	1225	1411
Att./Completions	233/149	210/116
Completion Pct.	63.9	55.2
Had Intercepted	8	10
PUNTS/AVERAGE	39/46.4	31/46.1
NET PUNTING AVG.	39/41.2	31/39.3
PENALTIES/YARDS	46/362	49/376
FUMBLES/BALL LOST	11/4	9/5
TOUCHDOWNS	13	15
Rushing	4	5
Passing	6	9
Returns	3	1

* SCORE BY PERIODS	Q1	Q2	Q3	Q4	OT	PTS
TEAM	27	44	22	37	0	130
OPPONENTS	19	59	40	27	3	148

* SCORING	TD	Ru	Pa	Rt	K-PAT	FG	S	PTS
Tucker	0	0	0	0	11/11	13/15	0	50
Allen	2	1	1	0			0	12
Maclin	2	0	2	0			0	12
West	2	2	0	0			0	12
Campanaro	1	0	0	1			0	6
Mayle	1	1	0	0			0	6
Moore	1	0	1	0			0	6
Rainey	1	0	0	1			0	6
J. Smith	1	0	0	1			0	6
Wallace	1	0	1	0			0	6
Watson	1	0	1	0			0	6
Boyle	0	0	0	0			0	2
TEAM	13	4	6	3	11/11	13/15	0	130
OPPONENTS	15	5	9	1	13/14	15/16	0	148

2-Pt Conv: Boyle, TEAM 1-2, OPPONENTS 0-1

SACKS: Suggs 4.5, Jefferson 2, Judon 2, Webb 2, Bowser 1, Levine 1, Onwuasor 1, Pierce 1, Z. Smith 1, Henry 0.5, TEAM 16, OPPONENTS 17

FUM/LOST: Flacco 4/0, Campanaro 2/0, Collins 2/2, Watson 1/0, West 1/1, M. Williams 1/1

* RUSHING	No.	Yds	Avg	Long	TD
Collins	62	365	5.9	50	0
Allen	82	301	3.7	37	1
West	39	138	3.5	13	2
Campanaro	4	33	8.3	19	0
Wallace	1	4	4.0	4	0
Woodhead	1	4	4.0	4	0
Mayle	2	2	1.0	2t	1
M. Williams	1	2	2.0	2	0
Flacco	6	-3	-0.5	2	0
Moore	1	-5	-5.0	-5	0
TEAM	199	841	4.2	50	4
OPPONENTS	232	1017	4.4	58	5

* RECEIVING	No.	Yds	Avg	Long	TD
Allen	31	143	4.6	14	1
Watson	29	214	7.4	23	1
Wallace	16	248	15.5	54	1
Maclin	16	159	9.9	48t	2
Boyle	14	109	7.8	14	0
Campanaro	12	91	7.6	18	0
M. Williams	6	32	5.3	13	0
Moore	5	80	16.0	23	1
Perriman	4	26	6.5	13	0
Whalen	4	23	5.8	9	0
Rainey	4	19	4.8	12	0
Woodhead	3	33	11.0	13	0
Matthews	3	25	8.3	12	0
West	2	23	11.5	15	0
TEAM	149	1225	8.2	54	6
OPPONENTS	116	1411	12.2	49	9

* INTERCEPTIONS	No.	Yds	Avg	Long	TD
Carr	3	57	19.0	33	0
Webb	2	10	5.0	10	0
Weddle	2	2	1.0	2	0
Mosley	1	31	31.0	31	0
Bowser	1	27	27.0	27	0
J. Smith	1	8	8.0	8	0
TEAM	10	135	13.5	33	0
OPPONENTS	8	183	22.9	90t	1

* PUNTING	No.	Yds	Avg	Net	TB	In	Lg	B
Koch	39	1809	46.4	41.2	2	13	67	0
TEAM	39	1809	46.4	41.2	2	13	67	0
OPPONENTS	31	1430	46.1	39.3	1	6	67	0

* PUNT RETURNS	Ret	FC	Yds	Avg	Long	TD
Campanaro	14	7	193	13.8	77t	1
Webb	0	2	0	---	---	0
TEAM	14	9	193	13.8	77t	1
OPPONENTS	16	5	164	10.3	46	0

* KICKOFF RETURNS	No.	Yds	Avg	Long	TD
Rainey	9	290	32.2	96t	1
Campanaro	2	46	23.0	29	0
Collins	2	50	25.0	27	0
Mayle	1	14	14.0	14	0
TEAM	14	400	28.6	96t	1
OPPONENTS	12	233	19.4	37	0

* FIELD GOALS	1-19	20-29	30-39	40-49	50+
Tucker	0/0	6/6	1/1	4/4	2/4
TEAM	0/0	6/6	1/1	4/4	2/4
OPPONENTS	0/0	3/3	5/5	5/6	2/2

Tucker: (25G, 25G) (58N, 28G) () (62N, 42G) (22G, 21G, 44G) (27G, 31G, 50G) (48G, 57G, 47G)

OPF: () (38G) (23G, 45G, 29G) (31G, 49G, 44N) (32G) (24G, 40G) (52G, 51G, 43G, 43G, 34G, 32G)

* PASSING	Att	Cmp	Yds	Cmp%	Yds/Att	TD	TD%	Int	Int%	Long	SK/Lost	Rating
Flacco	224	143	1189	63.8	5.31	5	2.2	8	3.6	54	17/123	70.0
Mallett	9	6	36	66.7	4.00	1	11.1	0	0.0	8	0/0	111.3
TEAM	233	149	1225	63.9	5.26	6	2.6	8	3.4	54	17/123	71.6
OPPONENTS	210	116	1411	55.2	6.72	9	4.3	10	4.8	49	16/86	70.6

2017 DEFENSIVE STATISTICS

from Press Box Stats

Name	Total	Solo	Assists	Sacks	Yds.	INT	Yds.	PD	FF	FR
Mosley, C.J.	64	48	16	0	0	1	31	1	1	1
Jefferson, Tony	35	22	13	2	9	0	0	0	0	0
Weddle, Eric	33	24	9	0	0	2	2	4	1	0
Onwuasor, Patrick	30	24	6	1	1	0	0	1	1	0
Pierce, Michael	26	19	7	1	5	0	0	0	0	2
Judon, Matthew	24	21	3	2	12	0	0	2	0	1
Webb, Lardarius	24	23	1	2	13	2	10	3	1	0
Suggs, Terrell	23	17	6	4.5	24	0	0	1	2	0
Carr, Brandon	21	17	4	0	0	3	57	7	0	0
Smith, Jimmy	17	16	1	0	0	1	8	4	0	1
Henry, Willie	14	10	4	0.5	3	0	0	4	0	0
Humphrey, Marlon	11	10	1	0	0	0	0	3	0	0
Smith, Za'Darius	10	5	5	1	9	0	0	0	0	0
Williams, Brandon	9	6	3	0	0	0	0	1	0	0
Correa, Kamalei	8	6	2	0	0	0	0	1	0	0
Davis, Carl	8	8	0	0	0	0	0	0	0	0
Bowser, Tyus	6	5	1	1	2	1	27	1	0	0
Levine Sr., Anthony	5	4	1	1	8	0	0	0	0	0
Kaufusi, Bronson	4	1	3	0	0	0	0	0	0	0
Ricard, Patrick	4	3	1	0	0	0	0	0	0	0
Urban, Brent	4	3	1	0	0	0	0	1	0	0
Wormley, Chris	4	4	0	0	0	0	0	0	0	0
Williams, Tim	3	3	0	0	0	0	0	0	0	0
Clark, Chuck	2	2	0	0	0	0	0	0	0	0
Hill, Jaylen	1	1	0	0	0	0	0	1	0	0
Totals	390	302	88	16	86	10	135	35	6	5

2017 SPECIAL TEAMS TACKLES

from Press Box Stats

Name	Total	Solo	Assists	FF	FR	Blocked
						Kicks
Levine Sr., Anthony	7	3	4	0	0	0
Clark, Chuck	4	4	0	0	0	0
Matthews, Chris	4	4	0	0	0	0
Correa, Kamalei	4	2	2	0	0	0
Judon, Matthew	3	1	2	0	0	0
Mayle, Vince	3	3	0	0	0	0
Allen, Javorius	2	1	1	0	0	0
Freeny, Jonathan	2	2	0	0	0	0
Cox, Morgan	1	1	0	0	0	0
Johnson, Steven	1	0	1	0	0	0
Kaufusi, Bronson	1	1	0	0	0	0
McRae, Tony	1	1	0	0	0	0
Tucker, Justin	1	1	0	0	0	0
Totals	34	24	10	0	0	0

2017 SINGLE-GAME BESTS

- Tackles:** 12 by Matthew Judon vs. Chi. (10/15) and C.J. Mosley vs. Pit. (10/1)
- Sacks:** 2 by Matthew Judon vs. Chi. (10/15) and Terrell Suggs at Cin. (9/10)
- Interceptions:** 1 by six different players; last by Brandon Carr at Min. (10/22)
- Passes Defensed:** 4 by Brandon Carr vs. Cle. (9/17)
- Forced Fumbles:** 1 by five different players; last by Lardarius Webb and Eric Weddle vs. Chi. (10/15)
- Fumble Recoveries:** 1 by four different players; last by C.J. Mosley and Michael Pierce vs. Chi. (10/15)
- Special Teams Tackles:** 3 by Chris Matthews vs. Chi. (10/15)

