



# BALTIMORE RAVENS PRESS RELEASE

UNDER ARMOUR PERFORMANCE CENTER | 1 WINNING DRIVE | OWINGS MILLS, MD 21117  
PH: 410-701-4000 | BALTIMORERAVENS.COM | TWITTER: @RAVENS

TWO-TIME WORLD CHAMPIONS: SUPER BOWL XXXV (2000) & SUPER BOWL XLVII (2012)



## CHICAGO BEARS vs. BALTIMORE RAVENS



(1-4)

WEEK 6 – SUNDAY, OCT. 15, 2017

(3-2)

1 P.M. ET – M&T BANK STADIUM (71,008)

### JUST THE FACTS

• The Baltimore Ravens (3-2) and Chicago Bears (1-4) square off this Sunday (Oct. 15) in a 1 p.m. contest at M&T Bank Stadium. This marks the Ravens' first game against an NFC foe this season, while Chicago has already beaten the Steelers, 23-17, in overtime during a Week 3 game at Soldier Field.

• The Bears and Ravens meet for the sixth time ever, with Chicago owning a 3-2 series lead. Baltimore last battled the Bears in 2013, when Chicago won a 23-20 overtime contest in the Windy City. Both Ravens' victories in the series were played in Baltimore.

• Last Sunday, Baltimore captured a 30-17 win at Oakland behind a strong all-around team effort. The Ravens limited the Raiders to 245 yards, adding 3 sacks and 1 FR-TD (CB Jimmy Smith). On offense, Baltimore tallied 365 yards, including 143 rushing, with 2 ground TDs (TE Vince Mayle & RB Javorius Allen). QB Joe Flacco was not sacked (nor did he throw an INT), with the signal caller completing 19 of 26 passes for 222 yards, including 3 for 133 to WR Mike Wallace. K Justin Tucker added 3 FGs in the win, scoring the 700th point of his career.

• In their 22nd year of existence, the Ravens have earned a playoff berth in six of the past nine full seasons. Since head coach John Harbaugh's arrival in 2008, Baltimore has posted the NFL's fourth-most total victories (98), won the league's second-most playoff games (10), advanced to an impressive three AFC Championship contests, and in 2012, captured the World Championship in SB XLVII.

### WEEKLY SCHEDULE

<b>Wed. Oct. 11:</b>	11:15 a.m. ....	Coach Harbaugh & Players at Podium
	12:40 p.m. ....	Practice / Media Viewing
	2:15 p.m. ....	Open Locker Room
<b>Thur. Oct. 12:</b>	12:40 p.m. ....	Practice / Media Viewing
	2:15 p.m. ....	Three Coordinators at Podium & Open Locker Room
<b>Fri. Oct. 13:</b>	11:15 a.m. ....	Practice / Media Viewing
	12:45 p.m. ....	Coach Harbaugh at Podium & Player Media Availability

### WEDNESDAY CONFERENCE CALLS

**Bears:** John Fox at 2:45 p.m. ET & TBD player at approx. 2:55 p.m. ET  
**Ravens:** Joe Flacco at 11:15 a.m. ET & John Harbaugh at 11:25 a.m. ET

### CALLING THE ACTION

#### Television: FOX/WBFF Ch. 45 (Baltimore)

- Sam Rosen (play-by-play) - Ronde Barber (analyst)
- Kristina Pink (sideline)
- Barry Landis (producer) - Scott Katz (director)

#### National Radio: Westwood One

- John Sadak (play-by-play) - Ross Tucker (analyst)

#### Local Radio: WBAL (1090 AM) & 98Rock (97.9 FM)

- Gerry Sandusky (play-by-play) - Stan White / Todd Heap (analysts)

### HARBS SAYS

#### JOHN HARBAUGH ON THE RAVENS' APPROACH & FOCUSING ON ONE WEEK AT A TIME:

"It's a one-week league. When you look around the NFL, any fan should know that by now. It's an every-week league; it can change. Every, every, every week is a different week, and you have to come out and find a way to play your best football and try to win your next game. That's really what it is. From the inside, we just have to think about the Chicago Bears. We have to prepare for the Chicago Bears. All we're looking at right now is the Chicago Bears. That's our job."

### INJURY UPDATE


Standouts on Injured Reserve include six-time Pro Bowl RG **Marshal Yanda** (ankle), LG **Alex Lewis** (shoulder), DE **Brent Urban** (foot), RB **Danny Woodhead** (hamstring) and CB **Tavon Young** (knee). Starting DT **Brandon Williams** (foot) has missed the past three games, as has TE **Maxx Williams** (ankle). Starters G **Matt Skura** (knee), DT **Carl Davis** (hamstring) and RB **Terrance West** (calf) all left last week's game at Oakland and did not return.

### NOTE THE QUOTE

#### DEFENSIVE COORDINATOR DEAN PEES ON S TONY JEFFERSON:

"I don't know what I expected [when he signed with Baltimore this offseason], but it has been excellent. He plays with a lot of heart. He plays tough. He is smart. I think he is just a great safety. The guy really plays with a passion, and he is a pro. He is a pro in the classroom, and I can't say enough positive things about the guy. I love the way he plays."

### WHAT'S GOING ON?



**WR MIKE WALLACE**

#RAVENSFLOCK

**2**  
Catches shy of 500 for his career

**2**  
Active NFL players w/ 50+ career receiving TDs & a 15.0 ypc receiving average (Wallace & Rob Gronkowski)

**7**  
NFL-high catches of 50+ yards since 2016, including 2 last week at Oakland

**25**  
Catches of 50+ yards since 2009 (second only to DeSean Jackson - 36)



# 2017 RAVENS INFORMATION

## 2017 SCHEDULE & RESULTS (3-2)

Date	Opponent	Result/Time
Sun. Sept. 10	at Cincinnati Bengals	W 20-0
Sun. Sept. 17	CLEVELAND BROWNS	W 24-10
Sun. Sept. 24	at Jacksonville Jaguars	L 7-44
Sun. Oct. 1	PITTSBURGH STEELERS	L 9-26
Sun. Oct. 8	at Oakland Raiders	W 30-17
Sun. Oct. 15	CHICAGO BEARS	1:00 p.m.
Sun. Oct. 22*	at Minnesota Vikings	1:00 p.m.
Thurs. Oct. 26	MIAMI DOLPHINS	8:25 p.m. (CBS/NFLN)
Sun. Nov. 5*	at Tennessee Titans	1:00 p.m.
Sun. Nov. 12	BYE	
Sun. Nov. 19*	at Green Bay Packers	1:00 p.m.
Mon. Nov. 27	HOUSTON TEXANS	8:30 p.m. (ESPN)
Sun. Dec. 3*	DETROIT LIONS	1:00 p.m.
Sun. Dec. 10*	at Pittsburgh Steelers	8:30 p.m. (NBC)
Sun. Dec. 17*	at Cleveland Browns	1:00 p.m.
Sat. Dec. 23	INDIANAPOLIS COLTS	4:30 p.m. (NFLN)
Sun. Dec. 31*	CINCINNATI BENGALS	1:00 p.m.

\*Flexible Scheduling Games Home Games in CAPS All Times Eastern

## RAVENS NEAR 200TH VICTORY

The Baltimore Ravens franchise, in its 22nd season of existence, is one win shy of reaching 200 total victories. Since coming to Baltimore in 1996, the Ravens have posted 15 playoff wins (the NFL's fourth most) and 184 regular season victories (the league's eighth most). With a win against Chicago, Baltimore can become just the seventh NFL team to win 200 total games since 1996.

### FRANCHISES WITH 200 TOTAL WINS (Since Ravens' 1996 Inception)

Rk.	Team	Total Wins	Regular Season	Playoffs
1.	New England Patriots	270	242	28
2.	Green Bay Packers	237	220	17
3.	Pittsburgh Steelers	229	212	17
4.	Denver Broncos	226	212	14
5.	Indianapolis Colts	218	206	12
6.	Seattle Seahawks	200	187	13
7.	<b>Baltimore Ravens</b>	<b>199</b>	<b>184</b>	<b>15</b>

## SPOTLIGHT: MICHAEL PIERCE



**Pos:** DT **Ht:** 6-0 **Wt:** 340 **Exp. (NFL/Ravens):** 2/2  
**College:** Samford **Hometown:** Daphne, AL

**Why did you choose to sign with the Ravens as an undrafted free agent in 2016?** "They flew me out for a pre-draft visit and basically showed me their scheme and the kind of players they had here. They showed me Brandon [Williams] and the kind of nose guards they have. Even being from Alabama, I knew the lineage and the types of guys they have had on the D-line in Baltimore. To have the coaches spend time with me and show me how I could fit in their scheme really went a long way."

**What is the strangest encounter you have had with a fan?** "I was at the grocery store Wegmans, and I was being followed by a guy. I guess he was an avid lifter. I'm shopping, and I just see this guy following behind me picking up everything I'm picking up. I turn around and say, 'How are you doing?' He was like, 'I'm a big fan of the Ravens! I want to get as strong as you and Brandon [Williams]. What do you guys eat? Can I see your grocery list?' He followed me around the whole store and bought everything I did. It was odd, but kind of cool."

**Do you collect anything?** "I collect jerseys. I bought a Carmelo [Anthony] jersey at a signing auction, I have a [Kristaps] Porzingis jersey, and I just recently bought a Steph Curry jersey."

**What's the weirdest thing you have ever eaten?** "I went to someone's house, and they had raccoon, so I tried that. It wasn't for me. It's a backwoods specialty, but I couldn't get down with it."

**Compare you and DT Brandon Williams to a non-football duo:** "Mike [Greenberg] and Mike [Golic] from 'Mike & Mike' on ESPN. You have one animated guy in Golic and a super chill guy in Greenberg. Brandon is obviously the super animated guy, while I'm the chill guy. You put us together, and we are having a great time and constantly laughing."

**Favorite NFL player to watch growing up:** "Vince Wilfork. He played in Dean's [Pees] scheme, and the dude was a monster. I pray he goes to the Hall of Fame. He was one of the best nose guards ever."

**What would you like to do after your playing career?** "I would like to be a college athletic director. I've always loved sports. I want to make an impact on people's lives, not necessarily in coaching, but changing an entire program and making an impact on kids."

**Hero:** "My dad." **Dream date:** "Eva Mendes." **One event in history you wish you witnessed:** "The Million Man March." **Motto:** "Only the strong survive."

## NOTE OF THE WEEK

Over the past 15 years (since 2003), the Ravens have compiled a 24-4 record (.857) at home against teams from the NFC. That record ranks as the NFL's best such mark.

### BEST RECORDS AT HOME VS. THE NFC (Past 15 Seasons / Since 2003)

Rk.	Team	Record	Pct.
1.	<b>Baltimore Ravens</b>	<b>24-4</b>	<b>.857</b>
2.	Pittsburgh Steelers	23-6	.793
	New England Patriots	23-6	.793
4.	Green Bay Packers	63-22	.738
5.	Cincinnati Bengals	19-6	.732

## WEEK 6 NUMBERS TO NOTE

**2**

Receptions needed for **WR Mike Wallace** to reach 500 for his career. He also needs just 1 TD to hit 55-career receiving scores.

**10**

Receptions needed for **WR Jeremy Maclin** to reach 500 for his career. He also needs just 2 TDs to hit 50-career receiving scores.

**40**

Turnovers the Ravens have forced since 2016, tying Kansas City for the NFL's most.

**44**

Defensive touchdowns the Ravens have scored since 2003 (including last Sunday's FR-TD by **CB Jimmy Smith**), tying Chicago for the NFL's fourth most during this span.

**55-19**

The Ravens' record at M&T Bank Stadium in the **John Harbaugh Era** (since 2008), ranking as the NFL's third-best home mark.

## 2017 AFC NORTH STANDINGS

Teams	W	L	T	Home	Road	Div.	Con.	PF	PA
Pittsburgh	3	2	0	1-1	2-1	2-0	2-1	99	89
<b>Baltimore</b>	<b>3</b>	<b>2</b>	<b>0</b>	<b>1-1</b>	<b>2-1</b>	<b>2-1</b>	<b>3-2</b>	<b>90</b>	<b>97</b>
Cincinnati	2	3	0	1-2	1-1	1-1	2-2	84	83
Cleveland	0	5	0	0-3	0-2	0-3	0-5	77	124



### **WR JEREMY MACLIN ON THE RAVENS' OFFENSE STARTING FAST AND THE DOMINANT O-LINE PERFORMANCE IN THE WIN AT OAKLAND:**

"I think guys came out with a mindset that we wanted to dominate the game and make a statement, and I think we did that from the start. I think the offensive line played great — both in the run and the pass game. I thought they dominated. Everything starts up front. Anytime you keep Joe [Flacco] clean and anytime you open up lanes for those running backs, we like our chances."

#### **Defensive coordinator Dean Pees on rookie first-round pick CB Marlon Humphrey:**

"He is fast, physical, big, he uses his hands, and he is into the gameplan. He has all those things that you want a DB to possess. I think that he is just a really good player, a really good talent, and I think we have done a good job of bringing him along and not throwing him in there too fast. Each week, he gets more and more plays, and now he has himself in a little bit of a rotation-type thing."

#### **QB Joe Flacco on last week's 30-17 win at Oakland:**

"Every win is big. [The Oakland win] is a little more significant, just because what it does for the mentality and confidence of the football team, and what the other side, what not winning, would have done to the mentality of the football team. It doesn't matter *when* you lose them, necessarily, or *when* you win them, you just have to have the right amount of wins at the end. But as far as the mentality of this football team and confidence of our offense, of our defense, I think it will definitely go a little bit longer than a normal win."

#### **John Harbaugh on QB Joe Flacco handling pressure well and playing strong in last week's win at Oakland:**

"Joe is always going to do that. He is going to try to put together the best game he can every week. You're not always going to have your best game, but hey, we want to string together as many good games as we can. I was happy for Joe, because there is pressure in that position, and he handles it so well, which we are always very proud of."

#### **QB Joe Flacco on confidence and being resilient:**

"I have confidence in who I am as a player and a person, and I have confidence in our football team. So I'm never going to waver. I may not play well one week, but it's not going to change who I am."

#### **Special teams coordinator/associate head coach Jerry Rosburg on RB Alex Collins' ability to return kicks:**

"He's a hard-running, downhill player. He's able to read blocks. We think he can make big plays, just like on offense. You see it when he has the ball in his hands. He's exciting to watch."

#### **S Eric Weddle on CB Brandon Carr, who will start his 150th-consecutive game this Sunday:**

"I love everything about Brandon — his professionalism, his work ethic, his accountability. A lot of people take for granted a guy like Brandon, just the consistency, how good he is. He's just solid. You know what you're going to get every day from him. There's a reason guys play a lot of years in this league. Look at the way he conducts himself. It's not just about talent. It's about a lot of different factors."

#### **Browns T Joe Thomas on OLB Terrell Suggs, who has 4 sacks through five games:**

"Suggs is always one of the greatest challenges that I face every year, and it is amazing in his 15th NFL season that he still is doing it as well as he did when he was in his sixth or seventh season. I think he is one of the greats of all time, not only for the Ravens, but at his position."

#### **Offensive coordinator Marty Mornhinweg on G/T James Hurst, who can play LT, RT, RG and LG:**

"He is a natural football player. He has really worked hard to get himself to this point. This is a man that can play one of any four spots and do a really good job, because he is natural. He is a natural football player. He is smart. He is a hard worker — all of those things. It has been seamless for him. He has been at right tackle, left tackle, left guard. He could play right guard at the drop of a hat. He is a valuable member of our squad."

#### **Head coach John Harbaugh on WR Mike Wallace, who posted 133 receiving yards on 3 catches in last week's 30-17 win at Oakland:**

"From a coaching perspective, this is a really good football player. This is the guy that changes the face of our offense dramatically. He adds an element that is just very important in the National Football League. He's a complete receiver. He has speed. He's a big-play-threat guy; he has been throughout his career. He's a player that can run all the routes. He's a blocker, and he's experienced."



# RAVENS / OPPONENT INFORMATION

## 2017 RANKINGS

### DEFENSE

Category	--Ravens--		--Bears--	
	Stats	Rank	Stats	Rank
Total Defense	328.6	16	305.0	6
Rush Defense	123.4	23	100.2	13
Pass Defense	205.2	9	204.8	8
Points Per Game	19.4	10t	24.8	25t
3rd-Down Def. %	34.4	4	45.5	28
4th-Down Def. %	50.0	16t	100.0	29t
Red Zone Def. (TD%)	47.1	11	55.0	20

### OFFENSE

Category	--Ravens--		--Bears--	
	Stats	Rank	Stats	Rank
Total Offense	288.8	28	299.8	27
Rush Offense	130.4	6	117.0	12
Pass Offense	158.4	31	182.8	28
Points Per Game	18.0	24	15.6	30
3rd-Down Off. %	39.7	14	38.1	17t
4th-Down Off. %	0.0	21t	57.1	10
Red Zone Off. (TD%)	50.0	16t	66.7	2t

### TEAM

Category	--Ravens--		--Bears--	
	Stats	Rank	Stats	Rank
Turnover Ratio	+3	8	-9	32
Penalties	35	16t	38	23t
Penalty Yards	278	11	289	15t

## SERIES HISTORY

- **Overall Series:** Bears lead, 2-3.
- **In Baltimore:** Ravens are 2-0.
- **In Chicago:** Ravens are 0-3.

### RAVENS-BEARS SERIES HISTORY

Date	Location	Result	Attendance
12/20/98	Chicago	Bears, 24-3	40,853
09/09/01	Baltimore	Ravens, 17-6	69,365
10/23/05	Chicago	Bears, 10-6	62,102
12/20/09	Baltimore	Ravens, 31-7	71,011
11/17/13	Chicago	Bears, 23-20 OT	62,367

## HARBAUGH'S RAVENS VS. THE NFC

### 21-15

Baltimore's record vs. teams from the NFC under **John Harbaugh**. (Including Super Bowl XLVII's win over SF, the Ravens are 22-15.)

### 15-3

The Ravens record *at home* against NFC team during the Harbaugh Era.

### 3-1

The Ravens' *home* record vs. the NFC North during Harbaugh's tenure. His Ravens are 4-4 vs. the division overall.

### 2

Ravens' victories over Chicago in the only games the Bears have played in Baltimore (2001 & 2009).

## 2017 TEAM LEADERS

### PASSING YARDS (TDs/INTs)

Joe Flacco . . . . . 823 (4/6)	Mike Glennon . . . . . 833 (4/5)
Ryan Mallett . . . . . 36 (1/0)	Mitchell Trubisky . . . . . 128 (1/1)

### RUSHING YARDS (YPC)

Alex Collins . . . . . 261 (7.1)	Jordan Howard . . . . . 328 (4.0)
Javorius Allen . . . . . 232 (3.5)	Tarik Cohen . . . . . 194 (5.4)

### RECEIVING YARDS (CATCHES)

Mike Wallace . . . . . 209 (12)	Kendall Wright . . . . . 200 (18)
Jeremy Maclin . . . . . 159 (16)	Zach Miller . . . . . 182 (16)
Benjamin Watson . . . . . 148 (18)	Tarik Cohen . . . . . 144 (25)

### POINTS

Justin Tucker . . . . . 30	Jordan Howard . . . . . 24
Three Players . . . . . 12	Connor Barth . . . . . 14
Four Players . . . . . 6	Six Players . . . . . 6

### INTERCEPTIONS (YARDS)

Brandon Carr . . . . . 2 (24)	n/a . . . . . n/a
Lardarius Webb . . . . . 2 (10)	n/a . . . . . n/a
Eric Weddle . . . . . 2 (2)	n/a . . . . . n/a

### SACKS (YARDS)

Terrell Suggs . . . . . 4 (-21)	Akiem Hicks . . . . . 4 (-28)
Tony Jefferson . . . . . 2 (-9)	Leonard Floyd . . . . . 3 (-21)

### TACKLES (SOLO)

C.J. Mosley . . . . . 44 (34)	Danny Trevathan . . . . . 29 (19)
Tony Jefferson . . . . . 26 (19)	Kyle Fuller . . . . . 23 (21)
Eric Weddle . . . . . 25 (17)	Christian Jones . . . . . 21 (10)

### GROSS PUNTING (NET)

Sam Koch . . . . . 43.7 (40.7)	Patrick O'Donnell . . . . . 47.2 (39.6)
--------------------------------	---

### FIELD GOALS (PCT.)

Justin Tucker . . . . . 7/9 (77.8)	Connor Barth . . . . . 2/4 (50.0)
------------------------------------	-----------------------------------

### PUNT RETURN YARDS (AVG.)

Michael Campanaro . . . . . 61 (6.8)	Tarik Cohen . . . . . 87 (7.3)
--------------------------------------	--------------------------------

### KICKOFF RETURN YARDS (AVG.)

Alex Collins . . . . . 50 (25.0)	Deonte Thompson . . . . . 229 (20.8)
----------------------------------	--------------------------------------

## 2017 TALE OF THE TAPE

Category	Ravens	Bears
Record . . . . .	3-2	1-4
Current Streak . . . . .	Won 1	Lost 2
Points Scored . . . . .	90	78
TDs Scored . . . . .	10	10
Rushing TDs Scored . . . . .	4	4
Passing TDs Scored . . . . .	5	6
TDs on Returns . . . . .	1	0
Points Against . . . . .	97	124
TDs Allowed . . . . .	11	14
Rushing TDs Allowed . . . . .	4	5
Passing TDs Allowed . . . . .	7	8
TDs on Returns Allowed . . . . .	0	1
Time of Poss. Avg. . . . .	30:19	29:59
KOR Avg. For . . . . .	24.0	20.8
KOR Avg. Against . . . . .	18.0	21.5
PR Avg. For . . . . .	6.8	7.3
PR Avg. Against . . . . .	4.2	10.2
Sacks . . . . .	12	13
Sacks Allowed . . . . .	9	9
Interceptions . . . . .	9	0
Interceptions Thrown . . . . .	6	6
Own Fumbles Lost . . . . .	3	6
Opp. Fumbles Recovered . . . . .	3	3



# RAVENS / OPPONENT INFORMATION

## TOP RAVENS-BEARS CONNECTIONS

### PRO CONNECTIONS

- Bears **OLB Pernell McPhee** was drafted by the Ravens in the fifth round of the 2011 NFL Draft and played in 60 games while with Baltimore from 2011-14.
- Bears **TE Daniel Brown** signed with the Ravens as a RFA in 2015 and played in eight games (six in 2015 & two in 2016) before Chicago signed him off Baltimore's practice squad last year.
- Bears rookie **RB Taquan Mizzell** spent the 2017 training camp with the Ravens and was the team's leading rusher (126 yards) and receiver (90 yards) in the preseason.
- Bears **WR Deonte Thompson** played the first two years of his NFL career (2012-13) with the Ravens.
- Bears **LS Patrick Scales** (IR) played in two games with the Ravens in 2014 after signing as a rookie free agent.
- Bears defensive coordinator **Vic Fangio** was on the Ravens' coaching staff from 2006-09, serving as the LBs coach in 2009. ... Bears offensive line coach **Jeremiah Washburn** worked in Baltimore's player personnel department from 2003-08.
- Bears head equipment manager **Tony Medlin** is the brother of Ravens assistant certified athletic trainer, **Ron Medlin**.
- Bears assistant defensive backs coach **Roy Anderson** served as a defensive assistant for Baltimore from 2005-11.
- Ravens **DT Kapron Lewis-Moore** (practice squad) spent the 2017 offseason and training camp with Chicago.
- Ravens **QB Josh Woodrum** (practice squad) spent part of 2016 on the Bears' practice squad.
- Ravens offensive assistant **Andy Bischoff** (tight ends, 2013-14), offensive assistant/QBs coach **Craig Ver Steeg** (offensive assistant/quality control, 1996) and specialists coach **Randy Brown** (kicking consultant, 1996-1998) all spent time on Chicago's coaching staff.
- Ravens WRs coach **Bobby Engram** was drafted by the Bears in the second round of the 1996 draft and played in Chicago from 1996-2000.
- Baltimore's director of player engagement **Harry Swayne** served as the Bears' team chaplain for five years (2003-07).

### HOMETOWN/HIGH SCHOOL CONNECTIONS

- Bears **S Adrian Amos** (Calvert Hall) and **DB Kyle Fuller** (Mount St. Joseph) are both Baltimore natives.

## STANDOUTS VS. BEARS

### CB BRANDON CARR

G	TT	Solo	AS	INT	TD	FF	FR	Sk-Yds	PD
5	15	14	1	1-0	0	0	0	0-0	4

- Carr's INT vs. Chicago in 2011 helped the Chiefs to a 10-3 victory. He also posted 1 tackle in the game.

### QB JOE FLACCO

Record	Att.	Cmp.	Pct.	Yds	TDs	INT	Rate
1-1	60	38	63.3	396	5	2	96.3

- In 2013's defeat at Chicago, Flacco was 17-of-31 for 162 yards, 1 TD and 2 INTs.

- Flacco completed 21 of 29 passes for 234 yards, 4 TDs and 0 INTs for a 135.6 rating in a 31-7 win over Chicago on 12/20/09.

### S TONY JEFFERSON

G	TT	Solo	AS	INT	TD	FF	FR	Sk-Yds	PD
1	9	9	0	1-26	1	0	0	0-0	1

- Jefferson registered a pick-6 against Chicago while playing for Arizona, helping the Cardinals to a 48-23 victory in 2015.

### WR JEREMY MACLIN

G	Rec.	Yds	Avg.	LG	TDs	1st	25+
4	22	259	11.8	31	1	15	1

- In his most recent game vs. Chicago (2015), Maclin tallied 8 catches for 85 yards for the Chiefs in a 18-17 defeat.

### TE BENJAMIN WATSON

G	Rec.	Yds	Avg.	LG	TDs	1st	25+
3	7	92	13.1	40	1	3	1

- While playing for New England, Watson caught 6 passes for 87 yards, including a 40-yarder, and 1 TD in the Patriots' 17-13 win over Chicago in 2006.

### DB LARDARIUS WEBB

G	TT	Solo	AS	INT	TD	FF	FR	Sk-Yds	PD
2	7	7	0	0-0	0	0	0	0-0	1

- In addition to his 3 solo tackles vs. Chicago in the Ravens' 31-7 win, Webb also posted 2 KOR for 57 yards (28.5).

### S ERIC WEDDLE

G	TT	Solo	AS	INT	TD	FF	FR	Sk-Yds	PD
3	21	17	4	0-0	0	0	1	1-1	0

- Weddle recorded his first-career sack vs. Chicago as a rookie in 2007, helping the Chargers to a 14-3 victory. In a 2013 game, Weddle tallied 13 total tackles (9 solo) and 1 FR.

## WEEK 5 RECAP AT OAKLAND

### RAVENS 30, RAIDERS 17 • WEEK 5, OCT. 8 • OAKLAND-ALAMEDA COUNTY COLISEUM

The Ravens opened a 21-3 early second-quarter lead on their way to an impressive 30-17 win in Oakland. The victory stopped a two-game Baltimore losing streak and put the Ravens in a first-place tie with Pittsburgh (both 3-2) in the AFC North. **QB Joe Flacco** set the tone for the day when he hit **WR Mike Wallace** with a 52-yard bolt on the Ravens' first offensive play of the game. Four snaps later, **TE Vince Mayle** scored on a 2-yard sweep to give the Ravens a 7-0 lead. On the following series, **CB Jimmy Smith** picked up a TE Jared Cook fumble, caused by **LB Patrick Onwuasor**, and raced 47 yards for a 14-0 lead in the game's first four minutes. After K Giorgio Tavecchio's 32-yard FG, the Ravens produced a 15-play, 75-yard TD drive that finished with a **RB Javorius Allen** 1-yard TD (21-3). After QB E.J. Manuel, who replaced the injured QB Derek Carr, found WR Michael Crabtree for a 41-yard TD, Baltimore produced another long drive (8 plays) that ended with a 22-yard **K Justin Tucker** FG, producing a 24-10 halftime score. Oakland stormed back in the third quarter to get within 7 (24-17) on a 3-yard RB Marshawn Lynch TD. Once again, the Ravens responded with an important scoring series that ended with a 21-yard Tucker FG to put the lead back at 10 (27-17) early in the final quarter. Tucker then made the final margin 13 with a 44-yard FG with 2:24 remaining in the contest. Flacco's efficient outing included 19 completions on 26 attempts for 222 yards, including 3 to Wallace for 133 yards. Allen rushed 21 times for 73 yards, while **RB Alex Collins** produced 55 yards on 12 carries. The Ravens limited Lynch to 43 yards on 12 rushes. Crabtree led the Raiders with 6 receptions for 82, while Manuel was 13-of-26 for 159 yards. Baltimore had only 1 penalty for the game.



# RAVENS WINNING WAYS

## TOP FRANCHISES / SINCE 2000

### TOTAL WINS

1. New England Patriots . . . 229
2. Pittsburgh Steelers . . . 193
3. Indianapolis Colts . . . 190
4. Green Bay Packers . . . 187
- 5. BALTIMORE RAVENS . . . 175**
6. Denver Broncos . . . 174

### SUPER BOWL BERTHS

1. New England Patriots . . . 7
2. New York Giants . . . 3
- Pittsburgh Steelers . . . 3
- Seattle Seahawks . . . 3
- 5. BALTIMORE RAVENS . . . 2**
- Car., Den., Ind. . . . . 2

### SUPER BOWL TITLES

1. New England Patriots . . . 5
- 2. BALTIMORE RAVENS . . . 2**
- New York Giants . . . 2
- Pittsburgh Steelers . . . 2
- Den., GB, Ind., . . . . . 1
- NO, Sea., TB . . . . . 1

### CONF. TITLE GAMES

1. New England Patriots . . 11
2. Pittsburgh Steelers . . . . 6
3. Philadelphia Eagles . . . . 5
- 4. BALTIMORE RAVENS . . . . 4**
- Green Bay Packers . . . . . 4
- Indianapolis Colts . . . . . 4

### WINNING SEASONS

1. New England Patriots . . 16
2. Green Bay Packers . . . . 14
3. Indianapolis Colts . . . . 13
- Pittsburgh Steelers . . . . 13
- 5. BAL., Den., Phi., Sea. . . . 11**

### PLAYOFF BERTHS

1. New England Patriots . . 14
2. Indianapolis Colts . . . . 13
- Green Bay Packers . . . . 13
3. Pittsburgh, Seattle . . . . 11
- 6. BALTIMORE, Philadelphia . . 10**

### PLAYOFF GAMES

1. New England Patriots . . 34
2. Green Bay Packers . . . . 24
- Indianapolis Colts . . . . 24
- Pittsburgh Steelers . . . . 24
- 5. BALTIMORE, Seattle . . . . 23**

### PLAYOFF WINS

1. New England Patriots . . 25
- 2. BALTIMORE RAVENS . . . 15**
- Pittsburgh Steelers . . . . 15
4. Seattle Seahawks . . . . 13
5. Green Bay, Indianapolis . . 12

## SUPER BOWL CHAMPIONS



**LB Ray Lewis - 2000  
Super Bowl XXXV MVP**

In a magnificent effort showcasing thrilling performances by their defense, offense and special teams units, the Baltimore Ravens won Super Bowl XXXV with a 34-7 victory over the New York Giants. Allowing the Giants a meager 152 total net yards, New York's attack crossed midfield just twice, while Baltimore's "D" posted 4 INTs. LB Ray Lewis was named the game's MVP, capping an accolade-filled season in which he was also tabbed the NFL's Defensive Player of the Year.



**QB Joe Flacco - 2012  
Super Bowl XLVII MVP**

Baltimore defeated San Francisco, 34-31, in Super Bowl XLVII, capturing the franchise's second World Championship. After an amazing first-half performance, the Ravens took a commanding 28-6 lead. But following a bizarre, 34-minute power outage that halted play, the 49ers stormed back into contention. Clinging to a 34-29 edge late in the game, the Ravens stood firm on a pivotal goal-line stand, jamming SF on four-straight plays inside the 7-yard line. QB Joe Flacco was named the game's MVP.

## PLAYOFF PERFORMERS

### PLAYOFF WINNING PERCENTAGE (Since 1970 Merger)

Rk.	Team	Record	Pct.
1.	<b>BALTIMORE RAVENS**</b>	<b>15-8</b>	<b>.652</b>
2.	New England Patriots*****	31-18	.633
3.	New York Giants****	20-12	.625
4.	San Francisco 49ers*****	30-19	.612
5.	Pittsburgh Steelers*****	36-23	.610

\* Number of Super Bowl Titles

## JOHN HARBAUGH ERA

(SINCE 2008)

### PLAYOFF BERTHS

1. Green Bay Packers . . . . 8
- New England Patriots . . . 8
- 3. BALTIMORE RAVENS . . . . 6**
- Cincinnati Bengals . . . . 6
- Indianapolis Colts . . . . 6
- Pittsburgh Steelers . . . . 6
- Seattle Seahawks . . . . 6

### TOTAL WINS

1. New England Patriots . . 124
2. Green Bay Packers . . . 106
3. Pittsburgh Steelers . . . 104
- 4. BALTIMORE RAVENS . . . 98**
5. Denver Broncos . . . . 96
6. Indianapolis Colts . . . . 94

### PLAYOFF WINS

1. New England Patriots . . 11
- 2. BALTIMORE RAVENS . . . 10**
3. Green Bay Packers . . . . 9
- Seattle Seahawks . . . . 9
5. Pittsburgh Steelers . . . . 8

### PLAYOFF GAMES

1. New England Patriots . . 17
2. Green Bay Packers . . . . 16
- 3. BALTIMORE RAVENS . . . 15**
4. Seattle Seahawks . . . . 14
5. Pittsburgh Steelers . . . . 13

### AFC TITLE GAMES

1. New England Patriots . . 6
- 2. BALTIMORE RAVENS . . . 3**
- Pittsburgh Steelers . . . . 3
4. Denver Broncos . . . . 2
- Indianapolis Colts . . . . 2
- New York Jets . . . . . 2

### PLAYOFF ROAD WINS

- 1. BALTIMORE RAVENS . . . . 7**
2. Green Bay Packers . . . . 5
3. New York Jets . . . . . 4
4. San Francisco 49ers . . . . 3
5. NY Giants, Philadelphia . . 2
- Pittsburgh, Seattle . . . . . 2

### REG. SEASON WINS

1. New England Patriots . . 113
2. Green Bay Packers . . . . 97
3. Pittsburgh Steelers . . . . 96
4. Denver Broncos . . . . 90
5. Indianapolis Colts . . . . 89
- 6. BALTIMORE RAVENS . . . 88**
- Atlanta Falcons . . . . . 88

### REG. SEASON HOME WINS

1. New England Patriots . . 63
2. Green Bay Packers . . . . 58
- 3. BALTIMORE RAVENS . . . 55**
4. Pittsburgh Steelers . . . . 53
5. Seattle Seahawks . . . . 51
6. Denver Broncos . . . . 50
- Indianapolis Colts . . . . 50

## SUPER BOWL SUCCESS

The Baltimore Ravens are one of four franchises (New England, NY Giants and Pittsburgh) to win multiple Super Bowls since 2000.



# HEAD COACH JOHN HARBAUGH

## ALL-TIME RAVENS COACHING RECORDS

John Harbaugh is the third head coach in Baltimore Ravens history. He is the franchise's all-time winningest coach (98 total victories), with Brian Billick (85) ranking second.

**SEASONS**  
RAVENS: 10<sup>TH</sup>  
NFL: 20<sup>TH</sup>

Coach	Seasons	Reg. Season	Playoffs	Total
John Harbaugh	2008-17	88-61	10-5	98-66
Brian Billick	1999-2007	80-64	5-3	85-67
Ted Marchibroda	1996-98	16-31-1	n/a	16-31-1



## HARBAUGH HEAD COACHING RECORDS (2008-17)

- Overall Career Record . . . . . 98-66
- Regular Season Record . . . . . 88-61
- at Home . . . . . 55-19
- on Road . . . . . 33-42
- vs. AFC . . . . . 67-46
- vs. AFC North . . . . . 36-21
- vs. Chicago Bears . . . . . 1-1
- vs. NFC . . . . . 21-15
- Playoffs Record . . . . . 10-5
- Home Playoff Games . . . . . 2-0
- Road Playoff Games . . . . . 7-5
- Super Bowl Record . . . . . 1-0

## RAVENS WINS UNDER HARBAUGH

Including playoffs (10-5), the Ravens are 98-66 since **John Harbaugh** became head coach in 2008, producing the NFL's fourth-most total victories. "Harbs" has led the Ravens to 88 regular season wins, tying (Atl.) for sixth most since 2008.

### TOTAL NFL WINS / INCLUDING PLAYOFFS (Since Harbaugh's 2008 Baltimore Arrival)

Rk.	Team	Total Wins
1.	New England Patriots	124
2.	Green Bay Packers	106
3.	Pittsburgh Steelers	104
4.	<b>Baltimore Ravens</b>	<b>98</b>
5.	Denver Broncos	96

## HARBAUGH SEASON-BY-SEASON

Year	Record	Playoffs (Result)
2017	3-2	TBD
2016	8-8	No Playoff Berth
2015	5-11	No Playoff Berth
2014	10-6	1-1 (Advanced to Divisional Round)
2013	8-8	No Playoff Berth
2012	10-6	4-0 (won Super Bowl XLVII)
2011	12-4	1-1 (Advanced to AFC Championship)
2010	12-4	1-1 (Advanced to Divisional Round)
2009	9-7	1-1 (Advanced to Divisional Round)
2008	11-5	2-1 (Advanced to AFC Championship)

## HARBS IS HISTORICALLY GOOD

### MOST PLAYOFF WINS BY A COACH / FIRST NINE SEASONS (Since 1970 Merger)

Coach (Team)	Playoff Wins	Seasons
Joe Gibbs (Was.)	11	1981-89
<b>John Harbaugh (Bal.)</b>	<b>10</b>	<b>2008-16</b>
George Seifert (SF, Car.)	10	1989-96, '99

## THE HARBAUGH FILE

**John Harbaugh** has led the Ravens to a playoff berth in six (2008-12 & 2014) of his nine full seasons in Baltimore, and in 2012, captured the franchise's second Super Bowl title. Under his guidance, the Ravens have secured an appearance in three AFC Championships (2008, 2011 & 2012).

### Here are several Harbaugh quick hits:

- The Ravens are one of seven teams with at least six playoff berths in the past nine seasons (2008-16): GB (8), NE (8), Bal. (6), Cin. (6), Ind. (6), Pit. (6) & Sea. (6).
- The Ravens' 10 playoff wins since 2008 rank second only to New England's 11.
- "Harbs" is the only head coach in NFL history to win a playoff game in each of his first four and five seasons.
- John and his brother, Jim (formerly of the 49ers), are the only head coaches to advance to three conference title games in the first five years as NFL bosses.
- Harbaugh is the only coach in NFL history to win a playoff game in six of the first seven seasons of a coaching career.
- In 2012, Harbaugh became the third coach (with Bill Cowher & Chuck Knox) since the 1970 merger to guide his team to the playoffs in each of his first five seasons.
- Harbaugh owns the second-most playoff wins (10, tied) by a coach in his first nine seasons (since the 1970 merger).
- With the Ravens' 2014 playoff berth, Harbaugh became one of eight coaches in NFL history to make the postseason in six of their first seven seasons coaching.
- For coaches to make the playoffs in at least six of their first nine years, "Harbs" is one of five active coaches to do so (Pete Carroll, Mike McCarthy, Andy Reid & Mike Tomlin).
- Harbaugh, Tom Landry (Dal.) and Tom Coughlin (Jax./NYG) own the most road playoff wins (7) by a HC in NFL history.



# HEAD COACH JOHN HARBAUGH

## ACTIVE HEAD COACH WINNING PERCENTAGE

John Harbaugh owns the fifth-best winning % (.597) among active NFL coaches, compiling a 98-66 record (including playoffs). For head coaches who've coached a minimum of 90 games, he's fourth to Bill Belichick, Mike McCarthy and Mike Tomlin.

### ACTIVE HEAD COACHES / CAREER WINNING PERCENTAGE (Totals Include Regular Season and Playoff Games / Min. 40 Games)

Rk.	Coach	Team	Seasons	Record	Pct.
1.	Bill Belichick	Cle./NE	1991-95, 2000-17	266-127	.677
2.	Mike McCarthy	Packers	2006-17	128-70-1	.646
3.	Mike Tomlin	Steelers	2007-17	114-65	.637
4.	Bruce Arians	Cardinals	2013-17	44-27	.620
5.	<b>John Harbaugh</b>	<b>Ravens</b>	<b>2008-17</b>	<b>98-66</b>	<b>.597</b>
6.	Chuck Pagano	Colts	2012-17	54-37	.593
7.	Sean Payton	Saints	2006-17	102-71	.589

## TRENDS UNDER HARBS

On grass. . . . .	32-25
Artificial turf . . . . .	56-36
September. . . . .	22-11
October. . . . .	15-20
November . . . . .	28-11
December . . . . .	20-17
January . . . . .	3-2
Leading at halftime . . . . .	69-17
Leading After 3 quarters. . . . .	77-14
When scoring first. . . . .	65-19
Positive or even turnover ratio. . . . .	69-25
Scoring 20 or more points . . . . .	71-24
Scoring 30 or more points . . . . .	33-4
Totaling 350 or more net yards. . . . .	47-22
Rushing for 150 or more yards. . . . .	27-5
Holding opp. under 250 net yards . . . . .	31-6
Holding opp. under 21 points. . . . .	71-14
Holding opp. under 15 points. . . . .	53-6

## POSTSEASON SUCCESS: ACTIVE COACHES

### PLAYOFFS WIN PERCENTAGE

Rk.	Coach	Rec.	Pct.
1.	Bill Belichick	26-10	.722
2.	<b>John Harbaugh</b>	<b>10-5</b>	<b>.667</b>
	Dan Quinn	2-1	.667
4.	Sean Payton	6-4	.600
5.	Pete Carroll	10-7	.588

### SUPER BOWL TITLES

1.	Bill Belichick . . . . .	5
2.	<b>John Harbaugh . . . . .</b>	<b>1</b>
	Pete Carroll . . . . .	1
	Mike McCarthy . . . . .	1
	Sean Payton. . . . .	1
	Mike Tomlin. . . . .	1

## HARBAUGH'S PATH TO THE NFL

Team	Position	Years
<b>Baltimore Ravens</b>	<b>Head Coach</b>	<b>2008-17</b>
Philadelphia Eagles	Secondary	2007
Philadelphia Eagles	Special Teams Coord.	1998-2006
Indiana University	DBs/Special Teams Coord.	1997
University of Cincinnati	Assistant Head Coach	1995-96
University of Cincinnati	TEs/OLBs/RBs/Special Teams	1989-94
Morehead State	DBs/ST Coord./S&C Coach	1988
University of Pittsburgh	Tight Ends	1987
Western Michigan	Graduate Assistant	1984-86

## RAVENS UNDER HARBAUGH: SINCE 2008



**AFC TITLE GAMES**  
(2nd Most - tied, Pit.)



**ROAD PLAYOFF WINS**  
(NFL High)



**PLAYOFF WINS**  
(2nd Most, NE - 11)



**WINS AT HOME**  
(3rd Most)



**TOTAL VICTORIES**  
(4th Most)



*"John is the best coach I know, the best I've ever come across or competed against. I'm envious of the grasp he has of the entire game. I think offensively and with quarterback play, I'm right there with him. But I've got a ways to go in terms of special teams and understanding defense the way he does. I'm half as good as John is, but I'm trying."*

*- Jim Harbaugh on his brother, John*



# JERRY ROSBURG & SPECIAL TEAMS NOTES



## ROSBURG LEADS RAVENS SPECIALISTS

**SEASONS**  
**RAVENS: 10TH**  
**NFL: 17TH**

Special teams coordinator/associate head coach **Jerry Rosburg** has guided a strong special teams group since arriving in Baltimore in 2008. Below are several standout notes about the coach and his successful group of specialists:

### SIX PRO BOWLERS

• Six Ravens have earned eight combined Pro Bowl honors while playing for Rosburg: ST **Brendon Ayanbadejo** (2008), K **Billy Cundiff** (2010), RS **Jacoby Jones** (2012), K **Justin Tucker** (2013 & 2016), LS **Morgan Cox** (2015 & 2016) and P **Sam Koch** (2015).

### PRIME KICKER & PUNTER

• Two-time Pro Bowl K **Justin Tucker**, who Rosburg scouted and helped sign as a rookie free agent, owns the NFL's most FGs (175) since entering the NFL in 2012. With an 89.3% career success mark, "Tuck" is the second-most accurate kicker in league history (175-of-196 on FGAs). Earning his first Pro Bowl nod in 2015, P **Sam Koch**'s 46.7 gross average ranked No. 9 in the NFL that season, while his 42.9 net average was No. 2. In 2014, Koch posted the NFL's No. 3 gross (47.4) and No. 1 net (43.3) averages, both career highs and Ravens records.

### RAVENS' BIG RETURNS

• Led by Pro Bowl RS **Jacoby Jones** in the 2012 Super Bowl season, Baltimore ranked first in the NFL in KOR average (27.3). Jones, who became the first player ever to record dual KORs of at least 105 yards in a career, tied for a league-leading 3 kick return TDs (2 KORs & 1 PR). He also tied an NFL record for longest KOR in a Super Bowl with his 108-yard KOR-TD. (In 2014's game at Pit., he added another 108-yarder to his resume, marking 4 total KOR-TDs over 100 yards in his career.)

### ROSBURG'S PAST

• Prior to Baltimore, Rosburg built a successful NFL special teams resume with the Browns (2001-06) and Falcons (2007). Over a five-year span (2002-06), Cleveland's special teams were ranked as the top NFL unit in *The Dallas Morning News'* annual comprehensive report.

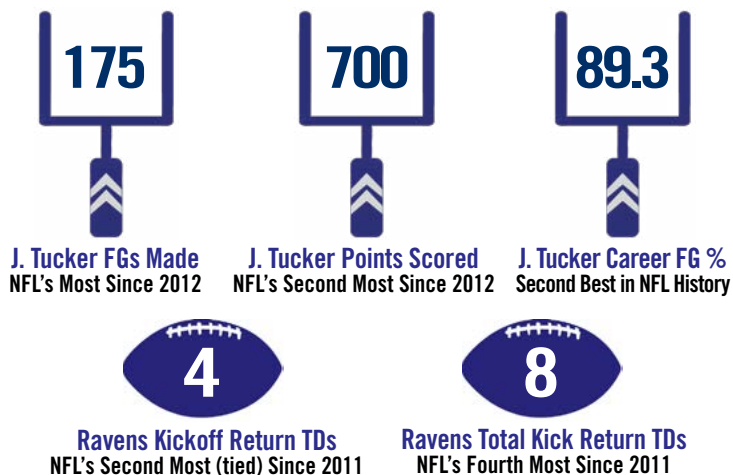
## BALTIMORE BLOCK PARTY

Since 2014, the Ravens have produced the NFL's most blocked kicks (12), including an NFL-high 4 (tied, Mia.) in 2016.

MOST BLOCKED KICKS (Since 2014)			MOST BLOCKED KICKS (2016 Season)		
Rk.	Team	Blocks	Rk.	Team	Blocks
1.	Baltimore	12	1.	Baltimore	4
2.	Philadelphia	11		Miami	4
3.	Miami	10	3.	Five Teams	3

### RAVENS' NFL-HIGH 12 BLOCKS: BREAKDOWN (SINCE 2014)

Total Blocks	12	1st Qtr.	2	When Losing	8
FG Blocks	6	2nd Qtr.	1	When Winning	2
PAT Blocks	3	3rd Qtr.	3	When Tied	2
Punt Blocks	3	4th Qtr.	6	Record w/ Block	7-5



## FIVE STRAIGHT IN THE TOP 5

In the past five full seasons (2012-16), the Ravens' special teams units have consistently been acknowledged as one of the league's best. In the annual special teams report from *The Dallas Morning News*, senior NFL writer Rick Gosselin has ranked Baltimore in the NFL's Top 5 for five-straight seasons. (Gosselin's report is recognized by NFL teams as a special teams measuring stick.)

### RAVENS SPECIAL TEAMS RANKINGS IN THE DALLAS MORNING NEWS' ANNUAL REPORT (Past Five Full Seasons)

Season	Ranking
2016	5th
2015	1st
2014	5th
2013	5th
2012	2nd

No other NFL team has been in the Top 5 in each of the past five full seasons.

## TOP KOR AVERAGE

Since 2008, when **Jerry Rosburg** became the Ravens' ST coordinator, Baltimore owns the NFL's No. 1 KOR average (25.2).

### NFL KICKOFF RETURN AVERAGE (Since 2008 / Rosburg's Baltimore Tenure)

Rk.	Team	KOR	Yards	Avg.	Long	TDs
1.	Baltimore Ravens	414	10,423	25.2	108t	6
2.	Minnesota Vikings	485	11,915	24.6	109t	10
3.	Atlanta Falcons	345	8,333	24.0	102t	1
4.	New York Jets	470	11,233	23.9	107t	6
5.	Seattle Seahawks	425	10,111	23.8	105t	5

# MARTY MORNHINWEG & OFFENSIVE NOTES

## MARTY MANS THE OFFENSE

Marty Mornhinweg was elevated to offensive coordinator on Oct. 10, 2016. A 23-year NFL coaching veteran, Mornhinweg, who joined Baltimore as QBs coach in 2015, is a former head coach of the Lions (2001-02). He has also served as offensive coordinator for the New York Jets (2013-14), Philadelphia Eagles (2004-12) and San Francisco 49ers (1997-2000).

### FIVE PRO BOWLERS

• Throughout his NFL coaching career, five quarterbacks have earned Pro Bowl honors under Mornhinweg's direction: Michael Vick, Donovan McNabb, Steve Young, Jeff Garcia and Brett Favre.

### SEASONS

**RAVENS: 3RD**  
**NFL: 23RD**



## MARTY'S NFL COORDINATOR ROLES

### 1997-2000: 49ers – Offensive Coordinator/QBs Coach

- During this span, SF offense ranked third in total net yards (364.6 ypg), including third in rushing (131.4 ypg) and fifth in passing (233.2 ypg).
- In 1999, the 49ers boasted the NFL's No. 1 rush offense (130.9 ypg).
- In 1998, SF offense ranked No. 1 in the NFL (425.0 ypg), including first in rushing (159.0 ypg) and second in passing (266.0 ypg).

### 2004-12: Eagles – Offensive Coordinator/Asst. Head Coach

- Under Mornhinweg, 10 offensive players earned a total of 17 Pro Bowl honors. Philly set a then-franchise best with 6,386 total net yards in 2011.
- In his first season (2004) guiding the offense, Philadelphia advanced to Super Bowl XXXIX.

### 2013-14: NY Jets – Offensive Coordinator

- Jets ranked third in the NFL rush offense (138.7 ypg) during this span.
- In 2014, helped guide a rushing attack that finished third in the NFL (142.5 ypg) behind RBs Chris Ivory and Chris Johnson.

### 2016: Baltimore Ravens – Offensive Coordinator

- QB Joe Flacco threw for a franchise-record 4,317 yards.

## TOP "O" UNDER HARBAUGH

The Ravens' Top 6 all-time single-game offensive outputs have come during the John Harbaugh/QB Joe Flacco Era, including a 496-yard performance vs. Miami with Marty Mornhinweg as O.C. in 2016.

### RAVENS TOP TOTAL NET YARDS (Single-Game History)

Yards	Game/Date	Results
553	09/25/11 at STL	W, 37-7
548	12/13/09 vs. Det.	W, 48-3
533	12/23/12 vs. NYG	W, 33-14
503	09/23/12 vs. NE	W, 31-30
501	09/13/09 vs. KC	W, 38-24
496	12/04/16 vs. Mia.	W, 38-6

### BALTIMORE RAVENS MOST TOTAL YARDS (Since 2012 / Past Five Years)

12/23/12 vs. NYG	533
09/23/12 vs. NE	503
12/04/16 vs. Mia.	496
09/20/15 at Oak.	493
10/12/14 at TB	475
09/28/14 vs. Car.	454

## RUN GAME QUICK HITS

- ✓ Under John Harbaugh (since 2008), the Ravens have averaged the NFL's 14th-most rushing yards per game (115.7).
- ✓ Since 2008, the Ravens' 130 rushing TDs rank seventh in the NFL.
- ✓ Under Harbaugh, when rushing for at least 125 yards in a game, the Ravens have produced a 47-8 record. Baltimore is 27-5 when rushing for at least 150 yards during the Harbaugh Era.

## RAVENS' BEST MARKS

With Marty Mornhinweg as a member of the Ravens' coaching staff (QB's coach in 2015 & O.C. for much of 2016), Baltimore tallied the Top 2 net passing yards seasons in team history. (The Ravens also posted the second-most net yards in team history in 2015.)

### RAVENS "O" OUTPUT / SINGLE-SEASON HISTORY

NET PASSING YARDS		TOTAL NET YARDS	
Year	Yards	Year	Yards
2015	4,271	2014	5,838
2016	4,100	2015	5,749
1996	3,978	1996	5,723

## PRIME PROTECTION

Since 2014 (a 53-game span), Baltimore's 85 sacks permitted rank as the NFL's fewest. The Ravens have allowed zero sacks in 13 games since 2014, a mark that ties (Oak.) for the NFL's second most.

### NFL'S FEWEST SACKS ALLOWED / SINCE 2014

Rk.	Team	Sacks
1.	Baltimore Ravens	85
2.	Oakland Raiders	91
3.	New York Giants	92

### ZERO SACKS ALLOWED / GAMES / SINCE 2014

New York Giants	14
Baltimore Ravens	13
Oakland Raiders	13
Cincinnati, Pittsburgh	11



50+ Yard Receptions

NFL High by Mike Wallace since 2016 (2 in 2017)



50+ Yard Receptions

by the Ravens since 2016 (tied, Cin., for fifth in NFL)



2016 Net Passing Yards (Second in Team History)



2016 Flacco Passing Yards (Career High & Team Record)

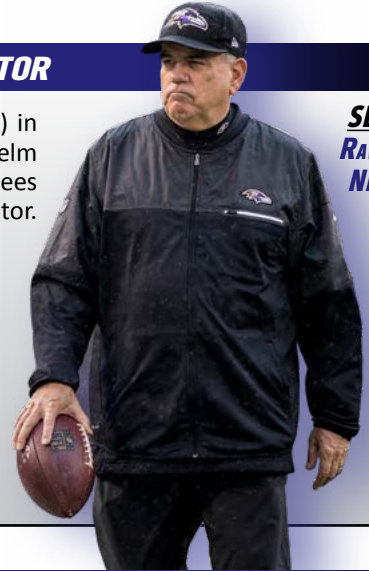


# DEAN PEES & DEFENSIVE NOTES

## PEES A PREMIER DEFENSIVE COORDINATOR

Defensive coordinator **Dean Pees** led the Ravens' seventh-ranked defense (322.1 ypg) in 2016, marking the sixth time a defense has finished in the NFL's Top 10 with Pees at the helm (despite only nine years of D.C. experience). Dating back to 1990 (the past 27 seasons), Pees ranks first (tied, Jim Bates) in percentage of Top 10 finishes (.667) as a defensive coordinator.

**SEASONS**  
RAVENS: 8TH  
NFL: 14TH



### PERCENTAGE OF TOP 10 FINISHES AS A DEFENSIVE COORDINATOR / SINCE 1990 (Minimum Six Years of Coordinator Experience)

Rk.	Defensive Coordinator (Teams)	Pct. of Top 10 Finishes
1.	<b>Dean Pees (NE/Bal.)</b>	<b>.667 (6 of 9)</b>
	Jim Bates (Atl./Mia./GB/Den./TB)	.667 (6 of 9)
3.	Monte Kiffin (Min./NO/TB/Dal.)	.647 (11 of 17)
4.	Dave Campo (Dal./Cle.)	.571 (4 of 7)
	Marvin Lewis (Bal./Was.)	.571 (4 of 7)
	Tim Lewis (Pit./NYG)	.571 (4 of 7)

## DEFENSIVE QUICK HITS

- ✓ *The Ravens are one of three teams (Denver & Seattle) to finish in the Top 10 on defense in each of the past three full seasons.*
- ✓ *Ranking seventh overall (322.1 ypg) in 2016, it marked the 12th time in the past 14 seasons that Baltimore boasted a Top 10 unit.*
- ✓ *In 2016, Baltimore extended its NFL record to 21-consecutive seasons of not permitting over 4.0 yards per carry (3.7 average).*

## 2017 WEEK 1 DEFENSIVE HIGHLIGHTS

- The Ravens' defense dominated in Week 1's 20-0 win over Cincy:
- ✓ It marked the fourth time in team history the Ravens tallied 5 sacks and forced 5 turnovers in a game (last was 9/17/06 vs. Oak., with 6 QB drops, 3 INTs & 2 fumbles).
  - ✓ For the first time in franchise history, Baltimore produced 5 sacks and 4 INTs in a single game.
  - ✓ Only 10 times in the past 10 seasons has an NFL team posted 5 sacks and 4 interceptions in a game.
  - ✓ The performance marked the 18th time in Ravens history the defense forced 5 turnovers. (The Ravens then added a 19th time in Week 2's 24-10 victory over Cleveland.)

## ALL-TIME RAVENS 'D' COORDINATORS

**Dean Pees** is another standout in a long line of great Ravens defensive coordinators, four of whom have gone on to become NFL head coaches: Marvin Lewis (1996-2001), Mike Nolan (2002-04), Rex Ryan (2005-08) and Chuck Pagano (2011).

### RAVENS ALL-TIME DEFENSIVE COORDINATORS

<b>Dean Pees (2012-17)*</b>	Rex Ryan (2005-08)
Chuck Pagano (2011)	Mike Nolan (2002-04)
Greg Mattison (2009-10)	Marvin Lewis (1996-2001)*

\* Super Bowl-winning "D" Coordinator

## GET 'EM OUT

Since **Dean Pees** was named "D" coordinator in 2012, Baltimore has forced the NFL's fourth-most three-&-outs (251).

### DEFENSIVE THREE-AND-OUTS / SINCE 2012

Rk.	Team	3-&-Out Drives
1.	Denver Broncos	280
2.	Houston Texans	264
3.	New York Jets	252
4.	<b>Baltimore Ravens</b>	<b>251</b>

## RAVENS "D" UNDER HARBAUGH

**Dean Pees** leads a defensive unit that, during the **John Harbaugh** Era (2008-17), has allowed the NFL's second-fewest points (19.2) per game, third-fewest yards (317.3) per game and the second-fewest overall touchdowns (301).

### POINTS PER GAME ALLOWED (Since 2008)

1. Pittsburgh . . . . .	18.7
<b>2. Baltimore . . . . .</b>	<b>19.2</b>
3. Seattle . . . . .	19.4

### TOUCHDOWNS ALLOWED (Since 2008)

1. Pittsburgh . . . . .	299
<b>2. Baltimore . . . . .</b>	<b>301</b>
3. Seattle . . . . .	309

### TOTAL NET YARDS ALLOWED (Since 2008)

1. Pittsburgh . . . . .	306.0
2. NY Jets . . . . .	316.0
<b>3. Baltimore . . . . .</b>	<b>317.3</b>

### OPPONENT PASSER RATING (Since 2008)

<b>1. Baltimore . . . . .</b>	<b>79.6</b>
2. Cincinnati . . . . .	79.9
3. Buffalo . . . . .	80.4

### RUSHING YARDS ALLOWED (Since 2008)

1. Pittsburgh . . . . .	93.8
<b>2. Baltimore . . . . .</b>	<b>97.7</b>
3. NY Jets . . . . .	100.7

### THIRD-DOWN DEFENSE (Since 2008)

1. Houston . . . . .	35.8
<b>2. Baltimore . . . . .</b>	<b>36.0</b>
3. Denver . . . . .	36.3

**Ravens' Strong Start in 2017: Baltimore is the only NFL team to produce at least 4 INTs and 3 sacks in each of its first two games of a season since sacks became an official stat in 1982. The Ravens are also the third NFL team since the 1970 merger – and first since the 1992 Steelers – to record at least 4 INTs in each of a season's first two games. (The other team is the 1971 Browns.)**




# OZZIE NEWSOME / PERSONNEL NOTES

## THE WIZARDRY OF OZ

### SEASONS

Ravens: 22<sup>ND</sup>

NFL: 40<sup>TH</sup>



Ozzie Newsome's legacy is unlike any the game has seen. Known throughout all of sports as a premier leader, Newsome is a Hall of Fame player, the architect of Baltimore's 2000 and 2012 Super Bowl championship teams and an elite personnel evaluator who became the NFL's first African American GM.

### OZZIE NEWSOME CAREER SNAPSHOT

- NFL's first African American General Manager (promoted in 2002)
- Architect of Ravens 2000 & 2012 Super Bowl Championship Teams
- NFL Executive of the Year (2000)
- Pro Football Hall of Fame (class of 1999)
- State of Alabama Hall of Fame (class of 1995)
- National Football Foundation College Hall of Fame and NCAA Hall of Fame (class of 1994)
- 13-Year NFL Tight End with Cleveland Browns (1978-90)
- Three-Time Pro Bowler (1981, 1984-85)
- Four-Time Cleveland Touchdown Club Offensive Player of the Year
- Current Member of Two Major NFL Policy-Making Groups: Competition Committee and Player Care Foundation Board

## FIRST-ROUND FINDS

Led by Ozzie Newsome, the Ravens have selected 22 players in the NFL Draft's first round. These picks have earned 58 combined Pro Bowls, many All-Rookie honors, multiple Defensive Player of the Year Awards and two Super Bowl MVP honors.

### RAVENS ALL-TIME FIRST-ROUND DRAFT PICKS

Year	Name	Pick	Pro Bowls
1996	T Jonathan Ogden*	4	11
1996	LB Ray Lewis* ++ ~	26	13
1997	LB Peter Boulware*	4	4
1998	CB Duane Starks*	10	
1999	CB Chris McAlister*	10	3
2000	RB Jamal Lewis*=	5	1
2000	WR Travis Taylor	10	
2001	TE Todd Heap*	31	2
2002	S Ed Reed* +	24	9
2003	OLB Terrell Suggs* +	10	6
2003	QB Kyle Boller	19	
2005	WR Mark Clayton*	22	
2006	DT Haloti Ngata*	12	5
2007	G Ben Grubbs*	29	2
2008	QB Joe Flacco^ ~	18	
2009	T Michael Oher*	23	
2011	CB Jimmy Smith	27	
2013	S Matt Elam	32	
2014	LB C.J. Mosley*	17	2
2015	WR Breshad Perriman	26	
2016	T Ronnie Stanley	6	
2017	CB Marlon Humphrey	16	

\* All-Rookie Team    ^ Rookie of the Year (*NFL.com* Fan Vote)  
 ~ Super Bowl MVP    + Defensive Player of the Year Awards  
 = Offensive Player of the Year Award

## HOMEGROWN PRO BOWLERS

Year Drafted (Rd.)	Name	Pro Bowls
1996 (1st)	LB Ray Lewis	13
1996 (1st)	T Jonathan Ogden	11
2002 (1st)	S Ed Reed	9
2003 (1st)	OLB Terrell Suggs	6
<b>2007 (3rd)</b>	<b>G Marshal Yanda</b>	<b>6</b>
2006 (1st)	DT Haloti Ngata	5
1997 (1st)	OLB Peter Boulware	4
1999 (1st)	CB Chris McAlister	3
2008 (2nd)	RB Ray Rice	3
<b>2015 (RFA)</b>	<b>LS Morgan Cox #</b>	<b>2</b>
2001 (1st)	TE Todd Heap	2
1996 (5th)	WR/RS Jermaine Lewis	2
2007 (4th)	FB Le'Ron McClain	2
<b>2014 (1st)</b>	<b>LB C.J. Mosley</b>	<b>2</b>
2000 (6th)	OLB Adalius Thomas	2
<b>2012 (RFA)</b>	<b>K Justin Tucker #</b>	<b>2</b>
2007 (1st)	G Ben Grubbs	1
<b>2013 (4th)</b>	<b>FB Kyle Juszczyk</b>	<b>1</b>
2006 (6th)	P Sam Koch	1
2000 (1st)	RB Jamal Lewis	1
2002 (RFA)	LB Bart Scott #	1

# Undrafted rookie free agent    **Bold** indicates 2016 Pro Bowler



**HOMEGROWN  
RAVENS PRO BOWL  
PLAYERS**



**RAVENS  
DRAFT PICKS  
To Earn Pro Bowls**



**RAVENS  
ROOKIE FREE AGENTS  
To Earn Pro Bowls**

*"Really, Ozzie is an ambassador for the NFL, period. I think about three 'C's' when I think about Ozzie: classy, consistency and championships. That's what I think about. We're all chasing Ozzie Newsome, man. He doesn't talk about it, but go in his office, he's got skins on the wall. He doesn't have to talk about it. His resume says it all for him." – Jerry Reese, Giants GM*

# OZZIE NEWSOME / PERSONNEL NOTES

## AN ELITE CLUB

The Baltimore Ravens have won two Super Bowl titles during their 21-year history, capturing the Lombardi Trophy in 2000 and 2012. Baltimore is just one of four NFL franchises to win multiple World Championships since 2000.



### MOST SUPER BOWL CHAMPIONSHIPS (Since 2000 Season)

Titles	Team	Seasons
5	New England Patriots	2001, '03-04, '14, '16
2	<b>Baltimore Ravens</b>	<b>2000, '12</b>
2	New York Giants	2007, '11
2	Pittsburgh Steelers	2005, '08

## CONSISTENT CONTENDERS

The Baltimore Ravens have earned 10 playoff berths in their history (2014, 2012, 2011, 2010, 2009, 2008, 2006, 2003, 2001, 2000). Baltimore's 10 berths from 2000-16 rank fourth in the AFC and tie (Philadelphia) for sixth overall in the NFL.

### MOST NFL PLAYOFF BERTHS (2000-16 / Past 17 Full Seasons)

AFC	NFC
14 - New England	13 - Green Bay
13 - Indianapolis	11 - Seattle
11 - Pittsburgh	10 - Philadelphia
<b>10 - Baltimore</b>	8 - NY Giants

## PLAYOFFS SINCE 2008

Baltimore is one of seven teams to earn a playoff berth six of the past nine seasons. In each of those respective playoff years, the Ravens won at least one playoff games.

### MOST NFL PLAYOFF BERTHS/ 2008-16 / PAST NINE SEASONS

Berths	Team	Seasons
8	Green Bay Packers	2009-16
8	New England Patriots	2009-16
<b>6</b>	<b>Baltimore Ravens</b>	<b>2008-12, 2014</b>
6	Cincinnati Bengals	2009, 2011-15
6	Indianapolis Colts	2008-10, 2012-14
6	Pittsburgh Steelers	2008, 2010-11, 2014-16
6	Seattle Seahawks	2010, 2012-16

## RAVENS "20/20" CLUB

The Ravens' "20/20 Club" includes members of the team's personnel staff who started with the Ravens as young assistants and grew into evaluators with more input. The term "20/20" refers to hiring 20-year-olds for \$20,000. But according to **Ozzie Newsome**: "The guys actually started when they were a little older than 20 and for more than \$20,000, but that's what we call them."

### RAVENS "20/20 CLUB" GRADUATES / CURRENT SCOUTS

Name	Joined Ravens	Current Title
George Kokinis (Cle.)	1991	Senior Personnel Assistant
Eric DeCosta	1996	Assistant General Manager
Joe Hortiz	1998	Director of College Scouting
Chad Alexander	1999	Asst. Dir. of Pro Personnel
Mark Azevedo	2005	Northeast Area Scout
David Blackburn	2007	West Area Scout
Andrew Raphael	2013	Southeast Area Scout
Brandon Berning	2015	Midwest/SW Area Scout

## UNDRAFTED GEMS

Undrafted rookie free agents **LB Bam Bradley**, **CB Jaylen Hill**, **FB/DL Patrick Ricard** made the Ravens' 2017 Week 1 roster. Their statuses marked the 14th-straight season a RFA has made Baltimore's roster, tying for the NFL's second-longest active streak.

### CONSECUTIVE SEASONS W/ ROOKIE FA ON WEEK 1 ROSTER (Current NFL Streaks)

Rk.	Team	Seasons
1.	Indianapolis Colts	18
2.	<b>Baltimore Ravens</b>	<b>14</b>
	Denver, New England	14

## ROOKIE FREE AGENTS

The Ravens have a history of unearthing rookie free agent gems. On their Week 6 roster, Baltimore has 15 players who entered the NFL as RFAs. Of those, nine were originally signed by the Ravens.

### ORIGINAL RAVENS ROOKIE FA SIGNINGS / WEEK 6 ROSTER

2010: LS Morgan Cox	2016: DT Michael Pierce
2012: RB Bobby Rainey	2016: G/C Matt Skura
2012: K Justin Tucker	2017: CB Jaylen Hill
2014: T James Hurst	2017: FB/DL Patrick Ricard
2016: LB Patrick Onwuasor	

## RAVENS SUCCESS ACROSS THE DRAFT BOARD

- 1st** → Jonathan Ogden ('96), Ray Lewis ('96), Peter Boulware ('97), Chris McAlister ('99), Jamal Lewis ('00), Todd Heap ('01), Ed Reed ('02), Terrell Suggs ('03), Haloti Ngata ('06), Joe Flacco ('08), Jimmy Smith ('11), C.J. Mosley ('14), Ronnie Stanley ('16)
- 2nd** → Jamie Sharper ('97), Ray Rice ('08), Torrey Smith ('11), Courtney Upshaw ('12), Kelechi Osemele ('12), Timmy Jernigan ('14)
- 3rd** → Casey Rabach ('01), Marshal Yanda ('07), Lardarius Webb ('09), Brandon Williams ('13), Crockett Gillmore ('14)
- 4th** → Edwin Mulitalo ('99), Jarret Johnson ('03), Le'Ron McClain ('07), Dennis Pitta ('10), Kyle Juszczyk ('13), Alex Lewis ('16), Tavon Young ('16)
- 5th** → Jermaine Lewis ('96), Dawan Landry ('06), Arthur Jones ('10), Pernell McPhee ('11), Rick Wagner ('13), John Urschel ('14)
- 6th** → Adalius Thomas ('00), Chester Taylor ('02), Sam Koch ('06), Haruki Nakamura ('08), Tyrod Taylor ('11)
- 7th** → DeAngelo Tyson ('12), Michael Campanaro ('14)
- RFA** → Mike Flynn ('97), Priest Holmes ('97), Will Demps ('02), Bart Scott ('02), Ma'ake Kemoeatu ('02), Jameel McClain ('08), Dannell Ellerbe ('09), Morgan Cox ('10), Justin Tucker ('12), Zach Orr ('14), Michael Pierce ('16)



# IRONMEN & TURNOVER NOTES

## NFL IRONMEN

Among active NFL players, Ravens **P Sam Koch** (181) & **CB Brandon Carr** (149) each rank third and second at their respective positions for current streaks of most consecutive games played.

### CONSECUTIVE GAMES PLAYED / CURRENT NFL STREAKS

PUNTERS		CORNERBACKS	
1. Shane Lechler (Hou.) . . . . .	243	1. William Gay (Pit.) . . . . .	165
2. Donnie Jones (Phi.) . . . . .	197	<b>2. Brandon Carr (Bal.) . . . . .</b>	<b>149</b>
<b>3. Sam Koch (Bal.) . . . . .</b>	<b>181</b>	3. Glover Quinn (Det.) . . . . .	121
4. Brett Kern (Ten.) . . . . .	149	4. Patrick Peterson (Ari.) . . . . .	101
5. Jon Ryan (Sea.) . . . . .	148	Richard Sherman (Sea.) . . . . .	101

## CARR IS THE IRON HORSE

Ravens **CB Brandon Carr's** 149-consecutive starts rank as the NFL's longest active streak among defensive players, and it stands sixth overall among all NFL position players.

### NFL CONSECUTIVE GAMES STARTED / CURRENT STREAKS

Rk.	Player	Games
1.	Eli Manning (NYG)	204
2.	Philip Rivers (LAC)	181
3.	Jason Witten (Dal.)	168
4.	Joe Thomas (Cle.)	165
5.	Donald Penn (Oak.)	161
<b>6.</b>	<b>Brandon Carr (Bal.)</b>	<b>149*</b>
7.	Andy Levitre (Atl.)	132

\* longest streak among NFL defenders

## RAVENS IRONMEN

### RAVENS CONSECUTIVE GAMES PLAYED / CURRENT STREAKS

Rk.	Player	Games
1.	Sam Koch	181
2.	Justin Tucker	85
3.	Anthony Levine Sr.	69

### RAVENS CONSECUTIVE GAMES PLAYED / ALL-TIME STREAKS

Rk.	Player	Games	Years
<b>1.</b>	<b>Sam Koch</b>	<b>181</b>	<b>2006-present</b>
2.	Jarret Johnson	129	2003-11
3.	Joe Flacco	122	2008-2015
4.	Peter Boulware	111	1997-2003
5.	Matt Stover	110	2002-08

### BALTIMORE RAVENS MOST ALL-TIME GAMES PLAYED

Rk.	Player	Games	Years
1.	Ray Lewis	228	1996-2012
2.	Matt Stover	207	1996-2008
<b>3.</b>	<b>Terrell Suggs</b>	<b>202</b>	<b>2003-present</b>
<b>4.</b>	<b>Sam Koch</b>	<b>181</b>	<b>2006-present</b>
5.	Jonathan Ogden	177	1996-2007
6.	Ed Reed	160	2002-12
<b>7.</b>	<b>Marshal Yanda</b>	<b>146</b>	<b>2007-present</b>
<b>8.</b>	<b>Joe Flacco</b>	<b>143</b>	<b>2008-present</b>
	Jarret Johnson	143	2003-11
10.	Chris McAlister	135	1999-2008
	Haloti Ngata	135	2006-14
12.	Kelly Gregg	134	2001-10
13.	Mike Flynn	133	1998-2007
	Todd Heap	133	2001-10

## TURNOVER MARGIN SINCE 2008

Rk.	Team	Take-Aways	Give-Aways	Turnover Diff.
1.	New England	266	147	+119
2.	Green Bay	266	166	+100
3.	Kansas City	238	198	+40
4.	Seattle	241	202	+39
5.	San Francisco	233	196	+37
6.	Carolina	263	229	+34
7.	Atlanta	233	200	+33
<b>8.</b>	<b>Baltimore*</b>	<b>244</b>	<b>212</b>	<b>+32</b>

\* Ravens (+3) rank No. 8 in the NFL in 2017.

## 2017 TURNOVER DIFFERENTIAL

- After registering a +4 turnover ratio in Week 1 at Cincinnati, the Ravens followed up that performance with a +3 outing vs. Cleveland. (Both performances yielded wins.)
- In each of those games, Baltimore produced 5 take-aways, marking the first time in franchise history the Ravens have boasted back-to-back games forcing 5 turnovers.
- Entering Week 6, the Ravens' +3 ratio ranks No. 8 in the NFL.
- Baltimore's 12 total take-aways (9 INTs & 3 FRs) rank No. 2 in the NFL only behind Jacksonville's 15.
- The Ravens' 9 interceptions rank No. 2 in the NFL entering Week 6, with Jacksonville's 10 standing No. 1.

## TURNOVER TABLE SINCE 2000

Year	TA/TO	Plus/Minus	Record
2017	12/9	+3	3-2
2016	28/23	+5	8-8
2015	14/28	-14	5-11
2014	22/20	+2	10-6
2013	24/29	-5	8-8
2012	25/16	+9	10-6
2011	26/24	+2	12-4
2010	27/20	+7	12-4
2009	32/22	+10	9-7
2008	34/21	+13	11-5
2007	23/40	-17	5-11
2006	40/23	+17	13-3
2005	26/36	-10	6-10
2004	34/23	+11	9-7
2003	41/38	+3	10-6
2002	31/32	-1	7-9
2001	28/36	-8	10-6
2000	49/26	+23	12-4
<b>Total</b>	<b>516/466</b>	<b>+50</b>	<b>160-117</b>

## RAVENS ARE...

Since 2000, here are the Ravens' records in a game:

- When turnover ratio is +2 or better . . . . . 71-5
- When turnover ratio is +1 or better . . . . . 103-15
- When turnover ratio is even . . . . . 29-21
- When turnover ratio is negative . . . . . 27-79

**Note:** Since 2000, the Ravens own a 71-5 record when posting at least a +2 turnover margin in a game, with the only losses coming in 2010 (23-20 OT at NE), 2012 (24-23 at Phi.), 2014 (34-33 vs. SD) and twice in 2016 (27-23 at NYG & 30-23 at NE).



# THAT M&T MAGIC



## AT HOME UNDER HARBAUGH

Under **John Harbaugh** (since 2008) the Ravens own the NFL's third-best home winning percentage (.743), going 55-19 at M&T Bank Stadium.

### NFL'S BEST REGULAR SEASON HOME RECORDS (John Harbaugh Era / Since 2008)

Rk.	Team	Record	Pct.
1.	New England Patriots	63-12	.840
2.	Green Bay Packers	58-16-1	.780
3.	<b>Baltimore Ravens</b>	<b>55-19</b>	<b>.743</b>
4.	Pittsburgh Steelers	53-21	.716
5.	Seattle Seahawks	51-23	.689

## RAVENS DOMINATE AT HOME

Simply put, the Ravens have been dominant at home since the day they arrived in Baltimore. Below are the Ravens' respective home records and corresponding NFL rankings during several periods.

### RAVENS HOME RECORDS / NFL RANKINGS

Time Period (Milestone)	Record	NFL Rank
Since 2010 (Past Eight Seasons)	43-15	4
Since 2008 (John Harbaugh's Arrival)	55-19	3
Since 2000 (First Super Bowl Season)	101-37	2
Since 1998 (M&T Bank Stadium Opened)	109-45	3
Since 1996 (Team's Inception)	116-53-1	5

## AT HOME, RAVENS ARE...

- Under **John Harbaugh**, the Ravens are 15-2 in September home games. The Ravens have won 18 of their past 20 home games in the month of September.
- Under Harbaugh, the Ravens are 17-3 in November home games, producing the NFL's best record. The Ravens have won 15 of their past 17 home games during the month and went 3-0 in 2016.
- The Ravens are 14-7 at home in the month of December under Harbaugh and 34-15 in such games during their history.
- Under coach Harbaugh, the Ravens are 21-8 in home games played against AFC North foes.
- Baltimore has won 16 of its last 21 home games vs. AFC North foes.
- Baltimore has won 18 of its last 21 home games vs. NFC teams.
- The Ravens are 12-3 at home all time against teams from the *West Coast* (Oak. – 5-1, SD – 3-1, SF – 2-0 and Sea. – 2-1).
- In the Ravens' history, Baltimore has hosted 17 games when the temperature was below 40 degrees. Impressively, the Ravens are 15-2 in these contests, winning 15 of the past 16.

## TOP "D" AT HOME

Baltimore has permitted an NFL-best 16.4 ppg at home during the **John Harbaugh** Era. Under "Harbs," the Ravens are 28-0 at home when allowing 10 points or fewer. In 17 of those games, the Ravens gave up no more than 7 points.

### FEWEST POINTS/GAME ALLOWED AT HOME (Since 2008)

Rk.	Team	PPG
1.	<b>Baltimore</b> . . . . .	<b>16.4</b>
2.	Seattle . . . . .	17.3
3.	Pittsburgh . . . . .	17.9

## RAVENS DEFENSE AT HOME (SINCE 2008)



**16.4**  
Points Per Game Allowed  
(NFL's Fewest)



**73.9**  
Opponent Passer Rating  
(NFL's Best)



**298.5**  
Yards Per Game Allowed  
(NFL's Second Fewest)

## M&T BANK STADIUM FAST FACTS

✓ *Dating back to 2008, the Ravens have outscored opponents 1,807 to 1,217 at home. In their 55 wins during this span, the margin of victory has been a strong 13.7 points per game.*

✓ *In 2016, the Ravens boasted the NFL's No. 1 defense in both points (14.8) and yards allowed (260.3) at home; Baltimore posted a 6-2 record.*

## QUITE THE HOME HISTORY

The Ravens' "D" has been stout at home for many seasons. Since 2003, Baltimore ranks first in fewest points allowed per game (16.3) among home teams. The Ravens have also registered the top mark in terms of fewest yards allowed per game (292.2).

### BEST NFL DEFENSES AT HOME / SINCE 2003

TOTAL DEFENSE (Fewest Yards Allowed)
1. <b>Baltimore</b> . . . . . 292.2
2. Pittsburgh . . . . . 295.4
3. NY Jets . . . . . 303.0

POINTS PER GAME (Fewest Allowed)
1. <b>Baltimore</b> . . . . . 16.3
2. New England . . . . . 17.3
Seattle . . . . . 17.3

### INTERCEPTIONS (Most in NFL)

1. <b>Baltimore</b> . . . . . 144
2. Cincinnati . . . . . 143
Green Bay . . . . . 143
4. New England . . . . . 142

### SACKS (Most in NFL)

1. Minnesota . . . . . 313
2. <b>Baltimore</b> . . . . . 305
3. NY Giants . . . . . 300
4. LA Rams . . . . . 297



# ALL-TIME RESULTS / TRENDS

## RAVENS ALL-TIME RECORDS

	<u>Overall Record</u>	<u>Home</u>	<u>Away</u>
Overall	184-156-1	116-53-1	68-103
In M&T Bank Stadium (since 1998)	109-45	109-45	n/a
Coached by Ted Marchibroda	16-31-1	11-12-1	5-19
Coached by Brian Billick	80-64	50-22	30-42
Coached by John Harbaugh	88-61	55-19	33-42
vs. AFC Teams	143-122	90-48	53-74
vs. AFC North	54-39	33-14	21-25
vs. AFC Central (1996-2001)	26-28	13-14	13-14
vs. AFC East	21-21	15-5	6-16
vs. AFC South	15-16	10-5	5-11
vs. AFC West	23-18	15-7	8-11
vs. NFC Teams	46-35-1	31-8-1	15-27
vs. NFC North	6-6	5-1	1-5
vs. NFC Central (1996-2001)	3-5	3-1	0-4
vs. NFC East	13-9-1	8-2-1	5-7
vs. NFC South	10-6	5-3	5-3
vs. NFC West	14-9	10-1	4-8
On Monday Night Football - ABC/ESPN	11-11	4-2	7-9
On NBC/ESPN - Sunday Night or Thursday Night	15-13	11-5	4-8
On NFL Network	6-2	4-0	2-2
In Overtime	12-10-1	7-3-1	5-7
Ravens Shutout Wins	11-0	5-0	6-0
In Season Openers	10-11	7-4	4-7
Indoors	6-14	n/a	6-14

**Note:** Baltimore has played in Houston's Reliant/NRG Stadium five times (3-2), Indy's Lucas Oil Stadium twice (0-2) and Dallas' Texas Stadium once (1-0). Three of those games at Reliant Stadium (12/13/10, 10/21/12 & 12/21/14) came when the roof was closed, meaning those games were "indoors," while the other games listed are considered "outdoors" due to open roofs.

In August	0-1	0-1	0-0
In September	45-29	29-7	16-22
In October	34-47	18-18	16-29
In November	53-37-1	32-12-1	21-25
In December	47-38	34-15	13-23
In January	5-4	3-0	2-4

## RAVENS RESULTS WHEN...

<u>Team</u>	<u>Since 2000</u>	<u>Since 2008</u>	<u>2017</u>
Record	160-117	88-61	3-2
vs. AFC North (since 2002)	54-39	36-21	2-1
vs. AFC	121-89	67-46	3-2
vs. NFC	39-28	21-15	0-0
Home	101-37	55-19	1-1
Away	59-80	33-42	2-1
On grass	70-61	32-25	2-2
Artificial turf	90-56	56-36	1-0
Outdoors	155-106	82-54	3-2
Indoors	5-11	4-6	0-0
September	37-22	22-11	2-1
October	31-36	15-20	1-1
November	48-25	28-11	0-0
December	39-31	20-17	0-0
January	5-3	3-2	0-0
Leading at halftime	124-23	69-17	3-0
Trailing at halftime	27-81	14-39	0-2
Tied at halftime	9-13	5-5	0-0
Tied after 3 quarters	3-6	1-2	0-0
Leading After 3 quarters	135-16	77-14	3-0
Trailing after 3 quarters	23-94	10-48	0-2
Decided by 7 points or less	68-63	37-39	0-0
Decided by 3 points or less	39-35	23-21	0-0
When scoring first	110-34	65-19	3-0
When not scoring first	50-83	23-42	0-2
Positive or even turnover ratio	133-37	69-25	3-0
Negative turnover ratio	27-80	19-36	0-2
Winning penalty ratio	72-46	41-20	2-1
Losing penalty ratio	76-61	39-33	1-1
Overtime	9-8	6-5	0-0
When returning a KOR for a TD	5-2	5-1	0-0
When returning a PR for a TD	8-2	4-0	0-0

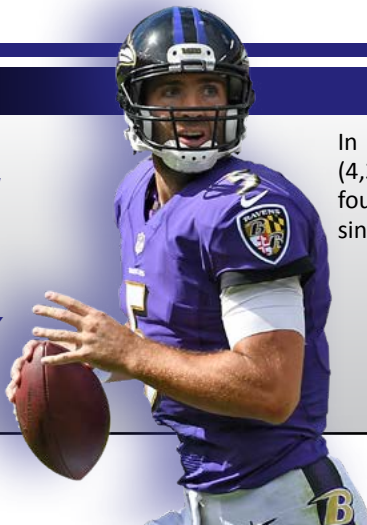
<u>Offense</u>	<u>Since 2000</u>	<u>Since 2008</u>	<u>2017</u>
Scoring 20 or more points	122-39	71-24	3-0
Scoring 30 or more points	53-6	33-4	1-0
Having 20 or more first downs	70-43	48-24	1-0
Totaling 350 or more net yards	72-37	47-22	1-0
At least 35 minutes time of poss.	39-7	19-5	0-0
Rushing for 150 or more yards	52-13	27-5	1-0
When not throwing an INT	87-19	49-12	1-0
With a 100-yard rusher	51-20	23-7	0-0
Without a 100-yard rusher	109-97	65-54	3-2
With a 100-yard receiver	36-22	23-15	1-0
Without a 100-yard receiver	124-95	65-46	2-2
With a 300-yard passer	21-18	18-13	0-0
Without a 300-yard passer	139-99	70-48	3-2

<u>Defense</u>	<u>Since 2000</u>	<u>Since 2008</u>	<u>2017</u>
When scoring a defensive TD	39-7	17-5	1-0
When returning an INT for a TD	31-3	13-2	0-0
When returning a fumble for a TD	8-4	4-3	1-0
Recording 3 or more sacks	87-34	41-20	3-0
Holding opp. under 250 net yards	47-6	31-6	2-0
Holding opp. under 21 points	127-35	71-14	3-0
Holding opp. under 15 points	101-15	53-6	2-0
Allowing a 100-yard rusher	17-25	10-14	0-1
Not allowing a 100-yard rusher	142-93	78-47	3-1
Allowing a 100-yard receiver	32-38	15-22	0-0
Not allowing a 100-yard receiver	129-78	73-39	3-2
Allowing a 300-yard passer	22-24	14-16	0-0
Not allowing a 300-yard passer	137-93	74-45	3-2



# JOE FLACCO NOTES



## THE FRANCHISE QUARTERBACK

### 5 FLACCO

10TH SEASON

SUPER BOWL XLVII MVP

6-6, 245

QUARTERBACK

In 2016, QB Joe Flacco set a Ravens' single-season franchise record for passing yards (4,317), which also ranked as the NFL's seventh most (second in the AFC). Flacco now owns four of the Top 5 passing yards campaigns in team history. In 2016, he also set Baltimore's single-season completions record (436), breaking his previous record (362 in 2013).

### RAVENS CAREER PASSING LEADERS

Rk.	Player	G	Att	Cmp	Pct	Yards	TDs	INTs	Rate
1.	Joe Flacco	143	4,886	3,007	61.5	33,462	186	123	84.1
2.	Kyle Boller	53	1,311	746	56.9	7,846	45	44	71.9
3.	V. Testaverde	29	1,019	596	58.5	7,148	51	34	82.8

## PLAYOFF PERFECTION

Super Bowl XLVII MVP QB Joe Flacco was masterful during the Ravens' 2012 playoff run, completing 73 of 126 passes for 1,140 yards, 11 TDs and 0 INTs to produce a 117.2 passer rating. Flacco joined Hall of Fame QB Joe Montana (1989) as the only players to produce 11 TDs and 0 INTs during an NFL postseason.

### JOE FLACCO STATISTICS / 2012 PLAYOFFS

Game (Opp./Rd.)	Cmp-Att	Pct.	Yards	TDs	INTs	Rate
1/06/13 vs. Ind. (WC)	12-23	52.2	282	2	0	125.6
1/12/13 at Den. (Div.)	18-34	52.9	331	3	0	116.2
1/20/13 at NE (AFC)	21-36	58.3	240	3	0	106.3
2/03/13 at SF (SB)	22-33	66.6	287	3	0	124.2
<b>Totals (Record: 4-0)</b>	<b>73-126</b>	<b>57.9</b>	<b>1,140</b>	<b>11</b>	<b>0</b>	<b>117.2</b>

## FLACCO POSTSEASON QUICK HITS

- ✓ Flacco, Joe Montana (1989) and Kurt Warner (2008) are the only QBs in NFL history to throw 11 TDs in a single postseason. Neither Flacco nor Montana threw an INT.
- ✓ In the Ravens' last 10 playoff games (since the 2010 season), Flacco is 196-of-327 for 2,563 yards, 24 TDs and 4 INTs (104.1 rating). He has led the Ravens to a 7-3 record in these contests.
- ✓ In Baltimore's last six playoff games (5-1 record), Flacco has thrown 17 TDs and 2 INTs. Completing 119 of 200 passes for 1,691 yards, he owns a magnificent 111.1 QB rating.
- ✓ Flacco has thrown at least 2 TDs in eight-straight playoff games, marking the longest streak in NFL postseason history.

## QUARTERBACK WINS

### MOST TOTAL WINS BY QBs (Includes Playoffs / Since 2008)

Rk.	Player	Record
1.	Tom Brady	111-36
2.	Aaron Rodgers	103-53
3.	Joe Flacco	96-61
4.	Ben Roethlisberger	95-50
5.	Matt Ryan/Drew Brees	91-63

### MOST REGULAR SEASON WINS BY QBs (First SEVEN Seasons / NFL History)

Rk.	Player	Wins
1.	Joe Flacco (2008-14)	72
2.	Tom Brady (2000-06)	70
3.	Ben Roethlisberger (2004-10)	69

### MOST REGULAR SEASON WINS BY QBs (First EIGHT Seasons / NFL History)

Rk.	Player	Wins
1.	Tom Brady (2000-07)	86
2.	Ben Roethlisberger (2004-11)	80
3.	Peyton Manning (1998-2005)	80
4.	Jim Kelly (1986-93)	76
5.	Joe Flacco (2008-15)	75

### MOST REGULAR SEASON WINS BY QBs (First NINE Seasons / NFL History)

Rk.	Player	Wins
1.	Peyton Manning (1998-2006)	92
2.	Tom Brady (2000-08)	87
	Ben Roethlisberger (2004-12)	87
4.	Matt Ryan (2008-16)	85
5.	Joe Flacco (2008-16)	83
	Jim Kelly (1986-94)	83

## QB PLAYOFF VICTORIES

### PLAYOFF WINS (Active QBs / Since 2008)

1.	Tom Brady	11
2.	Joe Flacco	10
3.	Aaron Rodgers	9
4.	Ben Roethlisberger	8
	Russell Wilson	8

### ROAD PLAYOFF WINS (By QBs / NFL History)

1.	Joe Flacco	7
2.	E. Manning, A. Rodgers	5
	B. Roethlisberger	5
5.	L. Dawson, J. Delhomme	4
	M. Sanchez, R. Staubach	4

96

Total Wins  
Third Most  
by a QB Since 2008

83

Reg. Season Wins  
Fifth Most (tied)  
by a QB in a First  
Nine (2008-16) Seasons

10

Playoff Wins  
Second Most  
by a QB Since 2008



# JOE FLACCO NOTES

## JOE'S RAVENS PASSING RECORDS

### 300-YARD PASSING GAMES (Ravens Single Seasons)

Rk.	Player (Year)	Games
1.	Joe Flacco (2015)	5
	Joe Flacco (2014)	5
	Joe Flacco (2012)	5
	Vinny Testaverde (1996)	5
4.	Joe Flacco (2016, 2011)	4

### 300-YARD PASSING GAMES (Ravens Career History)

Rk.	Player (Year)	Games
1.	Joe Flacco (2008-16)	30
2.	V. Testaverde (1996-97)	8
3.	Steve McNair (2006-07)	2
	Jeff Blake (2002)	2
	Eric Zeier (1996-97)	2

### MOST PASSES WITHOUT AN INT (Ravens History)

Rk.	Player (Year)	Passes
1.	Joe Flacco (2016)	176
2.	Eric Zeier (1997-98)	175
3.	Steve McNair (2006)	162
4.	Joe Flacco (2010)	137
5.	Joe Flacco (2014, 2012)	126

## MORE RAVENS RECORDS

### RAVENS SINGLE-GAME PASSING YARDS

Yards	Player	(Opp./Date)
429	Vinny Testaverde	vs. STL, 10/27/96
389	Joe Flacco	at STL, 9/25/11
385	Joe Flacco	at Min., 10/18/09
384	Joe Flacco	at Oak., 9/20/15
382	Joe Flacco	vs. NE, 9/23/12

### RAVENS SINGLE-SEASON PASSING YARDS

Rk.	Player (Year)	Cmp-Att	Pct.	Yards	TD	INT	Rate
1.	Joe Flacco ('16)	436-672	64.9	4,317	20	15	83.5
2.	V. Testaverde ('96)	325-549	59.2	4,177	33	19	88.7
3.	Joe Flacco ('14)	344-554	62.0	3,986	27	12	91.0
4.	Joe Flacco ('13)	362-614	59.0	3,912	19	22	73.1
5.	Joe Flacco ('12)	317-531	59.7	3,817	22	10	87.7

## QUARTERBACK IRONMAN

Prior to his knee injury in 2015, QB Joe Flacco made 122-straight regular season starts, the fifth-longest streak in NFL history.

### MOST CONSECUTIVE STARTS / QUARTERBACKS / NFL HISTORY

Rk.	Player (Years)	Games
1.	Brett Favre (1992-2010)	297
2.	Peyton Manning (1998-2011)	208
3.	Eli Manning (2004-present)	204
4.	Philip Rivers (2006-present)	181
5.	Joe Flacco (2008-15)	122
6.	Matt Ryan (2009-present)	119

## RAVENS RECORD & FLACCO...

With 300 passing yards	18-12	vs. AFC North	34-20
With 3-or-more TD passes	13-3	vs. AFC	65-43
When not throwing an INT	49-13	vs. NFC	21-14
With at least 4 comps. 25+ yards	9-4	In September	22-11
With at least a 100 QB rating	37-6	In October	15-20
With at least a 110 QB rating	22-3	In November	27-11
When not sacked	16-6	In December/January	22-15
Playing in < 40 degree weather	10-6	In season's final four games	20-12

**4,317** 2016 Passing Yards  
Seventh in NFL  
Second in AFC

**19,646** Passing Yards  
Since 2012  
11th in NFL

## GAME-WINNING DRIVES: 26 (24 REGULAR SEASON & 2 PLAYOFFS)

### GAME-WINNING DRIVES IN FOURTH QUARTER OR OVERTIME (26 TOTAL)

Date/Opp.	Drive Length	Scoring Play	Time Left	Score
11/02/08 at Cle.	5 plays, 59 yards in 1:54	Stover 22-yard field goal	5:36	30-27
01/10/09 at Ten. (Div.)	9 plays, 51 yards in 3:30	Stover 43-yard field goal	0:53	13-10
09/13/09 vs. KC	8 plays, 74 yards in 3:15	Clayton 31-yard pass from Flacco	2:06	38-24
11/29/09 vs. Pit.	6 plays, 17 yards in 3:23	Cundiff 29-yard field goal	6:42 (OT)	20-17
09/26/10 vs. Cle.	10 plays, 69 yards in 5:41	Boldin 27-yard pass from Flacco	9:13	21-17
10/03/10 at Pit.	4 plays, 40 yards in 0:36	Houshmandzadeh 18-yard pass from Flacco	0:32	17-14
10/24/10 vs. Buf.	4 plays, 9 yards in 1:58	Cundiff 38-yard field goal	10:54 (OT)	37-34
12/19/10 vs. NO	5 plays, 66 yards in 1:31	Cundiff 32-yard field goal	10:03	27-24 (30-24 final)
10/30/11 vs. Ari.	5 plays, 37 yards in 0:52	Cundiff 25-yard field goal	0:00	30-27
11/06/11 at Pit.	13 plays, 92 yards in 2:16	T. Smith 26-yard pass from Flacco	0:08	23-20
11/24/11 vs. SF	16 plays, 76 yards in 7:34	Pitta 8-yard pass from Flacco	14:56	13-6 (16-6 final)
09/23/12 vs. NE	7 plays, 70 yards in 1:55	Tucker 27-yard field goal	0:00	31-30
11/04/12 at Cle.	9 plays, 81 yards in 4:22	T. Smith 19-yard pass from Flacco	4:26	22-15 (25-15 final)
11/25/12 at SD	12 plays, 40 yards in 3:09	Tucker 38-yard field goal	0:00	13-13
	12 plays, 69 yards in 3:49	Tucker 38-yard field goal	1:07 (OT)	16-13
01/12/13 at Den. (Div.)	3 plays, 77 yards in :38	J. Jones 70-yard pass from Flacco	0:31	35-35
	6 plays, 16 yards in 2:33	Tucker 47-yard field goal	13:18 (2OT)	38-35
10/06/13 at Mia.	7 plays, 34 yards in 2:25	Tucker 44-yard field goal	1:42	26-23
11/10/13 vs. Cin.	8 plays, 28 yards in 4:34	Tucker 46-yard field goal	5:27 (OT)	20-17
12/08/13 vs. Min.	5 plays, 80 yards in 0:41	M. Brown 9-yard pass from Flacco	0:04	29-26
12/16/13 at Det.	7 plays, 24 yards in 1:43	Tucker 61-yard field goal	0:38	18-16
09/21/14 at Cle.	6 plays, 37 yards in 1:58	Tucker 32-yard field goal	0:00	23-21
12/28/14 vs. Cle.	2 plays, 69 yards in :50	T. Smith 16-yard pass from Flacco	7:33	13-10 (20-10 final)
10/01/15 at Pit.	7 plays, 45 yards in :58	J. Tucker 42-yard field goal	0:03	20-20
	8 plays, 32 yards in 4:33	J. Tucker 52-yard field goal	5:08 (OT)	23-20
11/01/15 vs. SD	9 plays, 59 yards in 2:27	J. Tucker 39-yard field goal	0:00	29-26
11/22/15 vs. STL	5 plays, 12 yards in :54	J. Tucker 47-yard field goal	0:00	16-13
09/18/16 at Cle.	5 plays, 27 yards in 2:35	J. Tucker 49-yard field goal	11:19	22-20 (25-20 final)
09/25/16 at Jax.	8 plays, 22 yards in 1:57	J. Tucker 54-yard field goal	1:02	19-17

# TERRELL SUGGS NOTES



**55 SUGGS**  
**15TH SEASON**  
**6 PRO BOWLS**  
**2011 NFL DPOY**  
**6-3, 265**  
**OUTSIDE LINEBACKER**

## SUGGS SIZZLES

**OLB Terrell Suggs**, the 2011 Defensive Player of the Year and Ravens' all-time sacks leader (118.5), tallied 2 sacks and 1 FF in Week 1's win at Cincy, and for the season, owns 4 QB drops entering Week 6 vs. Chicago. "Sizzle" also ranks No. 2 in career Ravens tackles (872).

RAVENS ALL-TIME SACKS			RAVENS ALL-TIME TACKLES		
Rk.	Player (Years)	Sacks	Rk.	Player (Years)	Tackles
1.	<b>Terrell Suggs (2003-17)</b>	<b>118.5</b>	1.	Ray Lewis (1996-2012)	2,643
2.	Peter Boulware (1997-2005)	70.0	2.	<b>Terrell Suggs (2003-17)</b>	<b>872</b>
3.	Michael McCrary (1997-2002)	51.0	3.	Kelly Gregg (2001-10)	721
4.	Ray Lewis (1996-2012)	41.5	4.	Ed Reed (2002-12)	661
5.	Adalius Thomas (2000-06)	38.5	5.	Haloti Ngata (2006-14)	528

*"Man, he's a Hall of Famer to me. The guy is ridiculous. I have the utmost respect for him. I loved him when he was in college. I love watching him play in the NFL. He's one of the best to ever do it." – Derek Carr, Raiders QB*

## SUGGS' STANDINGS

SUGGS' CAREER SACKS (Most vs. a Single Team)	RAVENS SACKS LEADERS (2017 Season)	RAVENS SACKS LEADERS (Single-Season Records)	RAVENS FORCED FUMBLES (Career Leaders)
1. Cleveland Browns ..... 18	1. <b>Terrell Suggs</b> ..... 4	1. Elvis Dumervil (2014) ..... 17	1. <b>Terrell Suggs</b> ..... 34
2. Pittsburgh Steelers .... 14.5	2. Tony Jefferson ..... 2	2. Peter Boulware (2001) .... 15	2. Ray Lewis ..... 20
3. Cincinnati Bengals .... 12.5	2. Tyus Bowser ..... 1	3. Michael McCrary (1998) .. 14.5	3. Adalius Thomas ..... 17
4. Miami Dolphins ..... 8.5	Anthony Levine Sr. .... 1	4. <b>Terrell Suggs (2011)</b> ..... 14	4. Peter Boulware ..... 13
<b>Note:</b> Including playoffs, Suggs has totaled 19.5 sacks vs. Pittsburgh.	P. Onwuasor / M. Pierce . 1	5. Trevor Pryce (2006) ..... 13	5. Ed Reed ..... 11
	Z. Smith / L. Webb ..... 1	6. <b>Terrell Suggs (2014, 2003)</b> .. 12	6. Jarret Johnson ..... 9

## ACTIVE NFL SACK LEADERS

**OLB Terrell Suggs'** 118.5 career sacks rank second among active players, as do his 843 yards lost. Suggs had a team-, career- and AFC-high 14 sacks in 2011. He posted 10 QB drops during the 2013 campaign, 12 in 2014, 8 in 2016 and has 4 so far in 2017.

NFL SACKS LEADERS / ACTIVE PLAYERS			
Rk.	Player	Sacks	Yards
1.	Julius Peppers (Car.)	149.0	901.5
2.	<b>Terrell Suggs (Bal.)</b>	<b>118.5</b>	<b>843.0</b>
3.	Elvis Dumervil (SF)	102.5	669.5
4.	Tamba Hali (KC)	89.5	591.5
5.	Cameron Wake (Mia.)	84.0	525.0
6.	James Harrison (Pit.)	81.5	518.5
7.	Von Miller (Den.)	77.5	485.0
8.	J.J. Watt (Hou.)	76.0	519.0
9.	Clay Matthews (GB)	75.0	481.5
10.	Cliff Avril (Sea.)	74.0	507.0

## A PLAYOFF PERFORMER

**OLB Terrell Suggs** has posted 12.5 sacks in the playoffs, producing a mark that ranks third in all-time NFL postseason history.

NFL POSTSEASON SACKS LEADERS / ALL TIME			
Rk.	Player	Sacks	Yards
1.	Willie McGinest	16.0	113.5
2.	Bruce Smith	14.5	109.5
3.	<b>Terrell Suggs</b>	<b>12.5</b>	<b>79.0</b>

## SUGGS SURPASSES 200

MOST REGULAR SEASON GAMES PLAYED / ACTIVE DEFENDERS		
Rk.	Player (Year Entered NFL)	Games
1.	DE Julius Peppers (2002)	239
2.	CB Terence Newman (2003)	210
3.	<b>OLB Terrell Suggs (2003)</b>	<b>202</b>

## SUGGS FAST FACTS

- ✓ The Ravens are 69-27 all time when Suggs records at least a half-sack.
- ✓ Baltimore is 18-1 when he tallies 2-or-more sacks.
- ✓ The Ravens are 5-0 when he posts 3 sacks.
- ✓ Suggs is the only active NFL player to post 800 tackles, 100 sacks & 30 FFs.



**118.5**  
**CAREER SACKS**  
 (Most by a Raven)



**843**  
**SACK YARDS**  
 (Most by a Raven)



**34**  
**FUMBLES FORCED**  
 (Most by a Raven)



# MIKE WALLACE NOTES

## 17 WALLACE

9TH SEASON

1 PRO BOWL

6-0, 200

WIDE RECEIVER



*"You bring him here to an organization like the Ravens – the culture here, the toughness, the kind of guys we have in our locker room and just the men of character we have throughout the building – I think he has thrived in that environment."*

– Bobby Engram, Ravens WRs Coach

## CLUB 95

In 2016's win vs. Pittsburgh, WR Mike Wallace became the third player in NFL history to post 2 TD catches of 95-or-more yards when he produced the longest offensive play in Ravens regular season history with a 95-yard catch and sprint.

### PLAYERS WITH TWO CAREER 95-PLUS-YARD TOUCHDOWN RECEPTIONS / NFL HISTORY

Player	Lengths/Years
John Taylor (SF)	95 in 1989 & 97 in 1991
Gus Tinsley (Chi.)	97 in 1937 & 98 in 1938
Mike Wallace (Pit./Bal.)	95 in both 2011 & 2016

## LONG BALL LOVE

### 50-YARD RECEPTIONS (Since 2016)

1. Mike Wallace . . . . . 7
2. B. Cooks, P. Dorsett . . 4  
M. Goodwin, A. Green . . 4  
T. Hilton, D. Jackson . . 4

### 50-YARD RECEPTIONS (Since 2009)

1. DeSean Jackson . . . . . 36
2. Mike Wallace . . . . . 25
3. Jordy Nelson . . . . . 22
4. A.J. Green . . . . . 21

## TWO OF A KIND

WR Mike Wallace and Rob Gronkowski are the only active NFL players to produce at least 50 receiving TDs and sport a 15.0 ypc average. (Wallace has an impressive 54 TDs & a 15.1 average.)

### ACTIVE PLAYERS WITH 50 REC. TOUCHDOWNS & 15.0 YPC AVG. (Since Wallace's First Season in 2009)

Player	Rec.	Yards	Avg.	LG	TDs
Mike Wallace (Bal.)	498	7,533	15.1	95t	54
Rob Gronkowski (NE)	425	6,413	15.1	76t	70

## WALLACE QUICK HITS

- ✓ In Week 5's 30-17 win at Oakland, Wallace set a Ravens' single-game receiving yards-per-catch average (44.3) when he posted 133 yards on 3 receptions. On the day, Wallace reeled in 27-, 54-, 52-yard bombs from QB Joe Flacco.
- ✓ In 2016, Wallace tallied a team-high 1,017 receiving yards and 4 TDs on 72 receptions, posting the third 1K campaign of his career.
- ✓ Wallace's 95-yard TD catch and run on 11/6 vs. Pittsburgh is the longest offensive play in Ravens regular season history and was the NFL's second-longest play from scrimmage in 2016.



Catches of 50+ Yards  
NFL's Most Since 2016



YPC Avg.  
Seventh Among Active Players



Catches of 50+ Yards  
Second Among Active Players Since 2009



Catches of 25+ Yards  
Third (Tied) Among Active Players Since 2009



Receptions  
Ravens' Second Most in 2016



Receiving Yards  
Ravens' Team High in 2016

## RAVENS LONGEST PLAYS

### LONGEST OFFENSIVE PLAYS / RAVENS HISTORY

Yards	Players Involved	Game
95t	Joe Flacco to Mike Wallace	11/6/16 vs. Pit.
92	Eric Zeier to Derrick Alexander	12/7/97 vs. Sea.
87t	Steve McNair to Mark Clayton	12/10/06 at KC

## RAVENS CATCHES OF 50+ YARDS

### 2016 NFL SEASON

Team	50+ Yd. Rec.
Miami	11
New England	8
San Diego	8
Washington	8
Baltimore, Atlanta	7

### RAVENS SINGLE SEASONS

Year	50+ Yd. Rec.
1998	8
1999	8
2016	7
2013	6
1996, 2010	5



# C.J. MOSLEY NOTES

## MOSLEY MANS THE MIDDLE

NFL DEFENDERS W/ 300 TACKLES, 7 INTS & 5 SACKS / SINCE 2014

Player (Team)	Tackles	INTs	Sacks
Luke Kuechly (Car.)	415	7	6
<b>C.J. Mosley (Bal.)</b>	<b>381</b>	<b>7</b>	<b>7</b>
Thomas Davis (Car.)	337	7	11.5

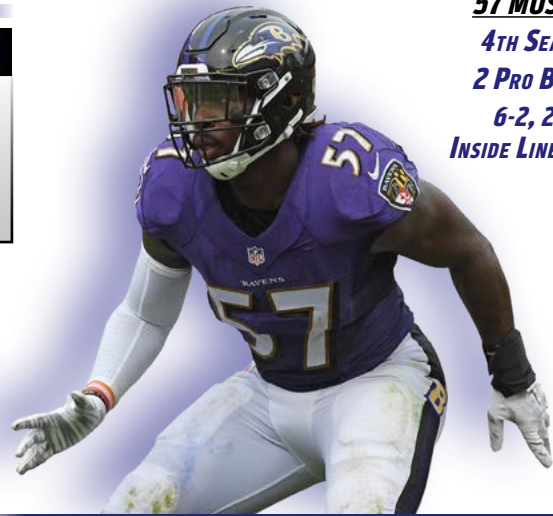
## 57 MOSLEY

4TH SEASON

2 PRO BOWLS

6-2, 250

INSIDE LINEBACKER



## C.J.'S STOPS

LB C.J. Mosley, Baltimore's 2014 first-round draft pick and a two-time Pro Bowler, has produced the NFL's sixth-most total tackles (381) over the past four seasons.

### NFL'S TACKLE LEADERS / SINCE 2014

Rk.	Player (Team)	Tackles
1.	Bobby Wagner (Sea.)	426
2.	Luke Kuechly (Car.)	415
3.	Preston Brown (Buf.)	398
4.	Lavonte David (TB)	396
5.	Telvin Smith (Jax.)	385
6.	<b>C.J. Mosley (Bal.)</b>	<b>381</b>
7.	K.J. Wright (Sea.)	379
8.	Lawrence Timmons (Mia.)	378
9.	D'Qwell Jackson (FA)	366
10.	Johnathan Cyprien (Ten.)	351
11.	Demario Davis (NYJ)	349
12.	Paul Posluszny (Jax.)	348

*"The MLB position is not about splash plays, and it's not about stats. It's about being the heartbeat of a team defense. Ever since C.J. came into the NFL three seasons ago, Baltimore's defense has been in the Top 8. You have to respect that, because when you're the MLB, you're the anchor. You're like the symphony conductor. To come in and run a defense like that at 22 years old is special. Ask any guy in the league, and they'd tell you. C.J. has the potential to make that defense click for a long time."*

— Ryan Shazier, Steelers ILB

## MOSLEY QUICK HITS

- ✓ In 2016, Mosley tallied 92 stops, 5 TFL, 4 INTs, 8 PD and 1 FF, earning the second Pro Bowl honor of his career.
- ✓ Mosley was the NFL's only player with at least 125 tackles, 3 sacks and 2 INTs in 2014, when he finished second to DT Aaron Donald in the 2014 NFL Defensive Rookie of the Year voting.
- ✓ Mosley (2014), Daryl Smith (2013) & Ray Lewis (1998, 1999, 2000 & 2001) are the only Raven defenders to register at least 115 tackles, 3 sacks and 2 INTs in a single season.
- ✓ Mosley is the first-ever Ravens rookie to earn Pro Bowl honors (2014).

**381**

Total Tackles  
NFL's 6th Most  
Since 2014

**44**

Total Tackles  
Ravens Most  
in 2017 (Fifth in NFL)

**3.8**

Opp. Rushing Avg.  
NFL's Fourth-Best  
Mark Since 2014

**96.6**

Opp. Rush Yards/Game  
NFL's Fifth-Best  
Mark Since 2014

## 'BACKER THEFTS

In 2016, LB C.J. Mosley's 4 INTs ranked as the NFL's second most among LBs and second most by a LB in Ravens single-season history. During his short, but standout career, Mosley has picked off 7 passes.

### INTS / NFL LINEBACKERS (Since 2014)

1. C.J. Mosley (Bal.) . . . . . 7
- Thomas Davis (Car.) . . . . . 7
- Jordan Hicks (Phi.) . . . . . 7
- Luke Kuechly (Car.) . . . . . 7
5. Ryan Shazier (Pit.) . . . . . 6
- Telvin Smith (Jax.) . . . . . 6

### INTS / NFL LINEBACKERS (2016 Season)

1. Jordan Hicks (Phi.) . . . . . 5
2. C.J. Mosley (Bal.) . . . . . 4
3. Zachary Orr (Bal.) . . . . . 3
- Thomas Davis (Car.) . . . . . 3
- Deion Jones (Atl.) . . . . . 3
- Ryan Shazier (Pit.) . . . . . 3

### INTS / RAVENS LINEBACKERS (Single-Season History)

1. Ray Lewis (2003) . . . . . 6
2. C.J. Mosley (2016) . . . . . 4
3. Zachary Orr (2016) . . . . . 3
- Ray Lewis (3 times) . . . . . 3
- Daryl Smith (2013) . . . . . 3



# MARSHAL YANDA & BRANDON WILLIAMS NOTES


## 73 YANDA

11TH SEASON

6 PRO BOWLS

6-3, 305

GUARD



### STANDING GUARD

**G Marshal Yanda**, who in Week 2 sustained an ankle injury and will miss the remainder of the season on Injured Reserve, owns six-career Pro Bowls, which ties (**OLB Terrell Suggs**) for fourth in Ravens history. Yanda's six-straight All-Star nods also rank as the NFL's second-longest active streak among linemen (first by guards).

#### MOST PRO BOWLS (Ravens History)

LB Ray Lewis . . . . .	13
T Jonathan Ogden . . . . .	11
S Ed Reed . . . . .	9
OLB Terrell Suggs . . . . .	6
<b>G Marshal Yanda . . . . .</b>	<b>6</b>

#### CONSECUTIVE PRO BOWLS Active NFL Streaks by O-Linemen

T Joe Thomas (Cle.) . . . . .	10
<b>G Marshal Yanda (Bal.) . . . . .</b>	<b>6</b>
T Trent Williams (Was.) . . . . .	5
T Tyron Smith (Dal.) . . . . .	4

*"Of the many traits that have marked Yanda as a great player over the years, one is his ability to shift positions without losing effectiveness. That versatility is a product of his intelligence and his underappreciated athleticism. He's also a straight-up tough dude, much like Terrell Suggs on the other side of the ball. Only the elite of the elite guards earn serious Hall of Fame consideration. Yanda belongs in that realm."*

— Childs Walker, *The Baltimore Sun*

### PERENNIAL PRO BOWLER

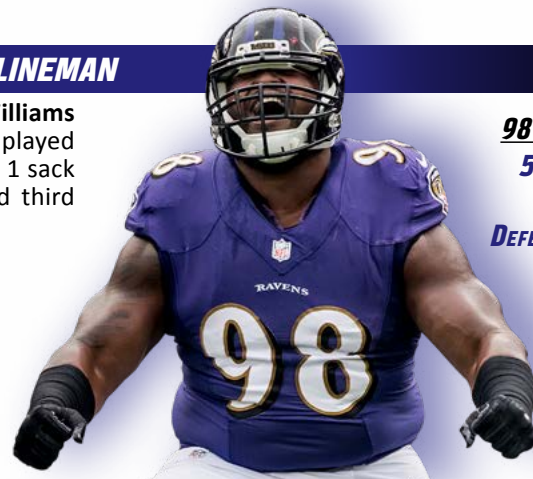
The 2016 campaign marked the sixth-consecutive Pro Bowl invite for **G Marshal Yanda**. The 11-year veteran has played in 146 games (135 starts) during his career, ranking as the second-most games played among offensive linemen in Ravens history (Jonathan Ogden – 177). Prior to the 2015 campaign, Ravens' season ticket holders voted Yanda as one of the Top 10 players in the franchise's 20-year existence.

#### MOST PRO BOWLS / ACTIVE NFL OFFENSIVE LINEMEN

Rk.	Player (Team)	Pro Bowls
1.	T Joe Thomas (Cle.)	10
2.	T Jason Peters (Phi.)	9
3.	C Nick Mangold (FA)	7
<b>4.</b>	<b>G Marshal Yanda (Bal.)</b>	<b>6</b>
	G Jahri Evans (GB)	6

### A DOMINANT D-LINEMAN

Named a second alternate to the Pro Bowl in 2016, **DT Brandon Williams** continued to emerge as one of the NFL's best linemen. Williams played perhaps his best game in Week 7 at NYJ when he racked up 8 tackles, 1 sack and 1 blocked FG attempt. Impressively, his 51 total tackles ranked third among all NFL nose tackles, while his 34 solo stops were second.



**98 WILLIAMS**  
5TH SEASON  
6-1, 340  
DEFENSIVE TACKLE

#### TOTAL TACKLES / NFL NTS (2016 Season)

1. Damon Harrison (NYG) . . .	86
2. Danny Shelton (Cle.) . . .	59
<b>3. Brandon Williams (Bal.) . .</b>	<b>51</b>
4. Sylvester Williams (Den.) . .	29
5. Mike Purcell (SF) . . . . .	26

#### SOLO TACKLES /NFL NTS (2016 Season)

1. Damon Harrison (NYG) . . .	55
<b>2. Brandon Williams (Bal.) . .</b>	<b>34</b>
3. Danny Shelton (Cle.) . . .	32
4. Sylvester Williams (Den.) . .	20
5. Two Players . . . . .	17

### RAVENS' RUN "D" WITH WILLIAMS

- ✓ Since Williams became a starter in 2014, Baltimore has allowed just 96.6 rushing yards per game, ranking fifth in the NFL.
- ✓ In 2016, the Ravens' run defense ranked No. 5 in the league, permitting 89.4 yards per game. Baltimore allowed 74 rushing first downs, ranking as the NFL's second fewest.



**TACKLES FOR LOSS**  
Most Among NFL NTS  
from 2014-16



**TOTAL TACKLES**  
Second Among NFL NTS  
from 2014-16



# TONY JEFFERSON & DANNY WOODHEAD NOTES



## DROPPIN' FOR LOSS

In 2016, while playing for Arizona, **S Tony Jefferson's** 13 tackles for loss led all NFL defensive backs (NYG's Landon Collins was next with 9). The 13 TFL rank as the NFL's most by a DB in a season since the stat began being tracked in 2008. Since 2015, Jefferson leads the NFL in TFL by a DB, with 21 such stops.

### 23 JEFFERSON

5TH SEASON  
5-11, 215  
SAFETY

### MOST TACKLES FOR LOSS / NFL DEFENSIVE BACKS / SINCE 2015

Rk.	Player	Tackles for Loss
1.	Tony Jefferson (Bal.)	21
2.	Tyrann Mathieu (Ari.)	17
3.	Reshaud Jones (Mia.)	16

*"No disrespect to any of the guys I've played with, but it's nice not to have to explain why I do certain things or why I'm doing this in this coverage. From Day One, [Jefferson] already had a feel for how I play and how to work off me. ... It frees me up a lot more mentally. I don't have to tell him after each play why I did this or, before the snap, say, 'Let's do this.' He already knows. That is just light years ahead of most guys I've played with. I've loved every guy I've played with, but he's just on another level."*

– Eric Weddle, Ravens Safety

*"I believe our defense has a chance to be very special, and I'm excited about the guys we have. But we can't just talk about being great; we have to go out there and do it."*

– Tony Jefferson, Ravens Safety

## JEFFERSON MAKES HIS MARK

### MOST SINGLE-SEASON TACKLES FOR LOSS / NFL DBS / SINCE 2008

Rk.	Player	Year	Tackles for Loss
1.	Tony Jefferson (Ari.)	2016	13
2.	Antoine Winfield (Min.)	2008	12
3.	Six Players	n/a	11



**TACKLES FOR LOSS**  
Most (tied) Among  
NFL Safeties in 2017



**TACKLES FOR LOSS**  
Most Among NFL  
Safeties since 2015



**TOTAL TACKLES**  
Ninth (tied) Among NFL  
Safeties since 2015

## A NOSE FOR THE END ZONE

Since he entered the NFL in 2009, **RB Danny Woodhead** is one of four players (Jamaal Charles, Matt Forte & Darren Sproles) to produce at least 15 rushing TDs and 15 receiving TDs. (He has 15 rushing and 17 receiving scores in his career.)

### 39 WOODHEAD

9TH SEASON  
5-8, 204  
RUNNING BACK

### SINCE 2009 / NFL PLAYERS WITH AT LEAST 15 RUSHING & 15 RECEIVING TOUCHDOWNS

- ✓ Danny Woodhead
- ✓ Matt Forte
- ✓ Jamaal Charles
- ✓ Darren Sproles

*"Really, ever since we lost Ray Rice, we haven't had a type of back that's quite like how Ray was and quite like how Danny is in the passing game. They just have a very good feel for when they're open and how to get open, how to sit in holes, how to find my eyes, and you can already see that. You can see he has a really good feel for those kinds of things. If you remember back, obviously, Ray was really good at doing that, and that gives a lot to your offense for sure."*

– QB Joe Flacco on Woodhead, who is currently on IR (hamstring), but could return at some point in 2017

# SAM KOCH NOTES

## SOARING WITH SAM

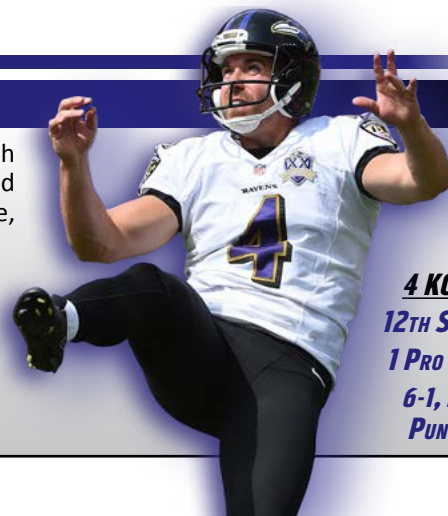
Pro Bowl P **Sam Koch** owns a 45.2 career gross average and 39.5 career net, both marks that rank first in Ravens history. In 2014, Koch posted a career-high and Ravens franchise-record 47.4-yard gross average and a 43.3-yard net average, shattering his previous personal bests.

### CAREER GROSS PUNTING AVG. (Ravens History)

Rk.	Player	Avg.
1.	Sam Koch	45.2
2.	Greg Montgomery	43.2
3.	Dave Zastudil	41.6

### CAREER NET PUNTING AVG. (Ravens History)

Rk.	Player	Avg.
1.	Sam Koch	39.5
2.	Greg Montgomery	37.2
3.	Kyle Richardson	35.4



**4 KOCH**  
12TH SEASON  
1 PRO BOWL  
6-1, 222  
PUNTER

*"He's a unique punter. He's changing the way the game is going to be played. It's remarkable to me that more have not necessarily followed the lead. Perhaps that's an indication of how difficult it is to do what he's doing, because you don't see much of it – even from the highly-skilled professionals that we see on a weekly basis."*

– Jerry Rosburg, Ravens Special Teams Coordinator

## PINNING 'EM DEEP

Dating back to 2006, when he entered the NFL, P **Sam Koch**'s 327 punts inside the 20 rank second in the NFL.

### NFL PUNTS INSIDE THE 20 / SINCE 2006

Rk.	Player	In 20
1.	Dustin Colquitt (KC)	373
2.	Sam Koch (Bal.)	327
3.	Donnie Jones (Phi.)	311
4.	Andy Lee (Car.)	309
5.	Shane Lechler (Hou.)	307

## SAM IN THE 20

P **Sam Koch** is the Ravens' all-time leader in punts inside the 20 (currently has 327 during his career). In 2010, he posted a career-high 39 boots inside the 20, which were the NFL's second most and tie for 11th best all time in league history. In 2016, Koch's 37 punts inside the 20 ranked third (tied) in the NFL.

### PUNTS INSIDE THE 20 (Ravens History)

Rk.	Player	In 20
1.	Sam Koch	327
2.	Kyle Richardson	128
3.	Dave Zastudil	89
4.	Greg Montgomery	47

### PUNTS INSIDE THE 20 (2016 NFL Season)

Rk.	Player (Team)	In 20
1.	Johnny Hekker (LAR)	51
2.	Dustin Colquitt (KC)	38
3.	Sam Koch (Bal.)	37
	Bryan Anger (TB)	37



In his 10th season (2015), P **Sam Koch** was finally named to his first Pro Bowl, as the standout punter's net average (42.9) ranked No. 2 in the NFL, while his gross average (46.7) was ninth. Koch also dominated the league in 2014, producing the No. 1 net (43.3) and No. 3 gross (47.4) averages.

## PRO BOWL PUNTER

## NOTE THE QUOTE

*ESPN.com's Kevin Seifert on Sam Koch's arsenal of punts:*

"Some are designed to hook toward the sideline with maximum hang time. Others use an intentionally low trajectory to aid coverage teams. He has a knuckler and one kick that drops, from the returner's perspective, roughly in the shape of the letter "S." He's debuted a "boomerang" punt that does just what you would imagine it might. Most, but not all, of these punts are intended to discourage a clean catch and minimize the return.

"It's not unusual for NFL punters to develop a "changeup" of sorts, but no one has ever had multiple options at the ready. ... The NFL changes every day, but there are only a few moments in each generation when it transforms. This is one of them. In plain sight, Sam Koch and the Ravens have introduced a new way to punt."

## RAVENS IRONMAN

### RAVENS CONSECUTIVE GAMES PLAYED / ALL-TIME STREAKS


Rk.	Player	Games	Years
1.	Sam Koch	181	2006-present
2.	Jarret Johnson	129	2003-11
3.	Joe Flacco	122	2008-2015

### BALTIMORE RAVENS MOST ALL-TIME GAMES PLAYED

Rk.	Player	Games	Years
1.	Ray Lewis	228	1996-2012
2.	Matt Stover	207	1996-2008
3.	Terrell Suggs	202	2003-present
4.	Sam Koch	181	2006-present
	Jonathan Ogden	177	1996-2007



Punts In 20  
NFL's Fifth Most  
Since 2014



Net Punt Average  
NFL's Fifth Best  
Since 2014



Gross Punt Average  
NFL's 13th Best  
Since 2014





# JUSTIN TUCKER NOTES

## TUCKER AN ALL-TIME BEST

**K Justin Tucker** is the NFL's second-most accurate kicker of all time, hitting on 175 of 196 FGAs to produce an 89.3 success rate. In 2016, he connected on 38 of 39 FGAs (lone miss was a block), posting the fifth-best pct. (97.4) in NFL single-season history.

### BEST CAREER FIELD GOAL PERCENTAGE (NFL History / Min. 100 Att.)

Rk.	Player	FGM-FGA	Pct.
1.	Dan Bailey	178-198	89.9
2.	<b>Justin Tucker</b>	<b>175-196</b>	<b>89.3</b>
3.	Stephen Gostkowski	315-360	87.5
4.	Steven Hauschka	202-231	87.4
5.	Mike Vanderjagt	230-266	86.5



**9 TUCKER**  
**6TH SEASON**  
**2 PRO BOWLS**  
**6-1, 183**  
**KICKER**

*"We've got the best kicker in the league. There's no doubt about it. It's great to have a kicker with ice in his veins."  
– Terrell Suggs, Ravens OLB*

## TUCKER'S CAREER STATS

Year	1-19	20-29	30-39	40-49	50+	Total	Pct.	LG	PAT	Pts
2012	0-0	8-8	8-8	10-13	4-4	30-33	90.9	56	42-42	132
2013	0-0	10-10	12-13	10-11	6-7	38-41	92.7	61	26-26	140
2014	0-0	10-10	11-11	4-4	4-9	29-34	85.3	55	42-42	129
2015	0-0	10-10	9-9	10-11	4-10	33-40	82.5	52	29-29	128
2016	0-0	4-4	10-11	14-14	10-10	38-39	97.4	57	27-27	141
2017	0-0	5-5	0-0	2-2	0-2	7-9	77.8	44	9-9	30
<b>Totals</b>	<b>0-0</b>	<b>47-47</b>	<b>50-52</b>	<b>50-55</b>	<b>28-42</b>	<b>175-196</b>	<b>89.3</b>	<b>61</b>	<b>175-175</b>	<b>700</b>



**175**  
FGs Made  
NFL's Most  
Since 2012



**700**  
Points Scored  
NFL's Second  
Most Since 2012



**89.3**  
Career FG Pct.  
Second-Best Mark  
in NFL History



**78**  
40-Plus-Yard FGs  
NFL's Most  
Since 2012



**28**  
50-Plus-Yard FGs  
NFL's Most (tied)  
Since 2012

## A TREMENDOUS 2016

In 2016, All-Pro **K Justin Tucker** connected on 38 of 39 FGAs (lone miss was a block), posting the fifth-best percentage in NFL single-season history. In addition to making 35-straight FGs at one point (tied for fifth-best streak ever), here are several facts about his remarkable season, which is arguably the best ever by a kicker:

- ✓ Tucker's 38 FGs made ranked No. 1 in the NFL. He was also 27-of-27 on PATs. An NFL single-season record 24 of Tucker's 38 FGs made in 2016 came from 40 yards or beyond.
- ✓ Tucker's 10 FGs of 50-plus yards are a Ravens' single-season record. They tie (Blair Walsh, 2012) for the most in NFL history. (Tucker was a perfect 10-for-10 from 50 yards and out during the 2016 season.)
- ✓ Tucker's 141 points ranked second in the league only behind Atlanta's Matt Bryant (158).
- ✓ In Week 12 vs. Cincy, Tucker became just the ninth kicker in league history to make 3 FGs of 50-plus yards in a single game (52, 57 & 54). He is also the first kicker in NFL history to make 3 FGs of 50-plus yards in the first half of a game. (These feats earned him AFC ST POW honors.)

### BEST FG PERCENTAGE / NFL SINGLE-SEASON HISTORY

Rk.	Player (Team)	FGM-FGA	Pct.
1.	Gary Anderson (1998)	35-35	100.0
	Mike Vanderjagt (2003)	37-37	100.0
	Jeff Wilkins (2000)	17-17	100.0
	Tony Zendejas (1991)	17-17	100.0
5.	<b>Justin Tucker (2016)</b>	<b>38-39</b>	<b>97.4</b>

## TUCKER TIDBITS

- ✓ *Since PATs were moved back in 2015, Tucker (65-of-65) and Dan Bailey (85-of-85) are the only kickers yet to miss.*
- ✓ *Tucker is a three-time AFC Player of the Month, which ties him with Ed Reed & Matt Stover for most in Ravens history. Tucker has also earned seven AFC Special Teams Player of the Week honors.*
- ✓ *Tucker's 6 FGs on 12/16/13 at Det. set a team record and a single-game NFL high in 2013. Against the Lions, he became the first NFL kicker ever to connect from the 20-, 30-, 40-, 50- & 60-yard range in a game.*
- ✓ *Tucker's 93.0 career FG% when kicking on grass (80-of-86) ranks as the NFL's best of all time. (The next best is Dan Bailey at 87.7%.)*
- ✓ *Tucker's 92.6 career FG% (87-of-94) in the second half/overtime ranks as the NFL's best second half/OT mark of all time.*



# JUSTIN TUCKER & ERIC WEDDLE NOTES

## TUCK'S CHART TALK

### MOST FIELD GOALS MADE / SINCE 2012

Rk.	Player (Team)	FGM
1.	Justin Tucker (Bal.)	175
2.	Stephen Gostkowski (NE)	174
3.	Steven Hauschka (Buf.)	161
4.	Adam Vinatieri (Ind.)	152
5.	Dan Bailey (Dal.)	146

### MOST NFL POINTS / SINCE 2012

Rk.	Player (Team)	Points
1.	Stephen Gostkowski (NE)	795
2.	Justin Tucker (Bal.)	700
3.	Steven Hauschka (Buf.)	691
4.	Dan Bailey (Dal.)	663
5.	Adam Vinatieri (Ind.)	661

### CONSECUTIVE FIELD GOALS MADE (All-Time NFL Streaks)

Rk.	Kicker (Years)	FGs Made
1.	Adam Vinatieri (2015-16)	44
2.	Mike Vanderjagt (2002-04)	42
3.	Gary Anderson (1997-98)	40
4.	Matt Stover (2005-06)	36
5.	Justin Tucker (2015-16) Adam Vinatieri (2013-14)	35

### BEST NFL FIELD GOAL PERCENTAGE (2016 Season)

Rk.	Player (Team)	FGM-FGA	Pct.
1.	Justin Tucker (Bal.)	38-39	97.4
2.	Matt Bryant (Atl.)	34-37	91.9
3.	Ryan Succop (Ten.)	22-24	91.7
4.	Steven Hauschka (Sea.)	33-37	89.2
5.	Cairo Santos (KC)	31-35	88.6
6.	Two Players	27-31	87.1

### BEST FIELD GOAL PERCENTAGE / ROOKIES (NFL History)

Rk.	Player (Year)	FGM-FGA	Pct.
1.	Blair Walsh (2012)	35-38	92.1
2.	Justin Tucker (2012)	30-33	90.9
3.	Cody Parkey (2014)	32-36	88.9
	Alex Henery (2011)	24-27	88.9
5.	Chandler Catanzaro (2014)	29-33	87.9
6.	Dan Bailey (2011)	32-37	86.5

### BEST FIELD GOAL PERCENTAGE (Ravens Single-Season History)

Rk.	Player (Year)	FGM-FGA	Pct.
1.	Justin Tucker (2016)	38-39	97.4
2.	Matt Stover (2006)	28-30	93.3
3.	Justin Tucker (2013)	38-41	92.7
4.	Justin Tucker (2012)	30-33	90.9
5.	Matt Stover (2004)	29-32	90.6

(min. 16 att.)

## TUCKER'S GAME-WINNERS

# 12

Career game-winning FGs by K Justin Tucker:

- 2016: Week 3 at Jax., 53 yards
- 2016: Week 2 at Cle., 49 yards
- 2015: Week 11 vs. STL, 47 yards
- 2015: Week 8 vs. SD, 39 yards
- 2015: Week 4 at Pit., 52 yards OT
- 2014: Week 3 at Cle., 32 yards
- 2013: Week 15 at Det., 61 yards
- 2013: Week 10 vs. Cin., 46 yards OT
- 2013: Week 5 at Mia., 44 yards
- 2012: Div. at Den., 47 yards 2OT
- 2012: Week 12 at SD, 38 yards OT
- 2012: Week 3 vs. NE, 27 yards

*"He's very valuable. I'm a Justin Tucker guy, along with Morgan [Cox, snapper] and Sam [Koch, holder]. It's a team effort in there with the protection, and those guys do a good job. But when it's all said and done, the kicker is key. He's the guy that's going to knock it through the uprights, and there's nobody better than Justin Tucker."*

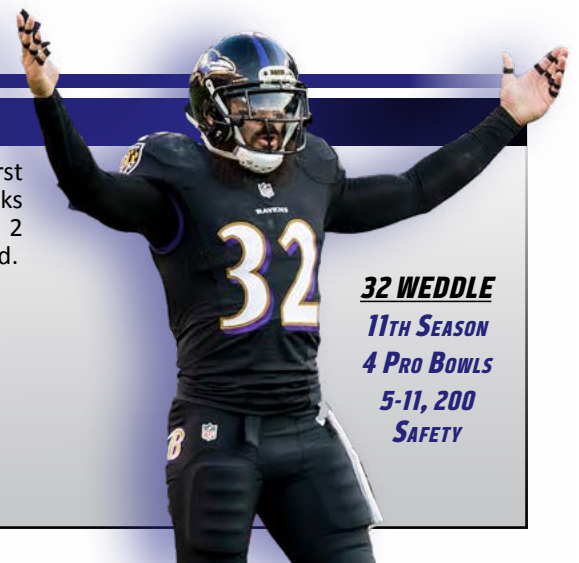
*– John Harbaugh, Ravens Head Coach*

## THE SECONDARY'S SERGEANT

S Eric Weddle's 25-career INTs rank third (tied) among active safeties. In his first year (2016) as a Raven, he earned Pro Bowl honors by producing a team-high 4 picks (tied, C.J. Mosley) and 89 tackles. The four-time NFL All-Star has already posted 2 INTs this season, tying CB Brandon Carr and DB Lardarius Webb for the team lead.

### NFL INTERCEPTIONS LEADERS / ACTIVE NFL SAFETIES

Rk.	Player (Team)	INTs	Yards	TDs
1.	DeAngelo Hall (Was.)	43	838	5
2.	Reggie Nelson (Oak.)	35	483	1
3.	Eric Weddle (Bal.)	25	384	3
	Mike Adams (Car.)	25	284	2
	Jairus Byrd (Car.)	25	468	2
6.	Earl Thomas (Sea.)	24	314	1



**32 WEDDLE**  
11TH SEASON  
4 PRO BOWLS  
5-11, 200  
SAFETY

## WEDDLE 2016 FAST FACTS

- ✓ Weddle was one of three NFL safeties (Landon Collins & Kurt Coleman) with at least 4 INTs and 1 sack in 2016.
- ✓ Weddle's 4 INTs tied for fifth among NFL safeties.
- ✓ Weddle's 13 PD marked a career high and led the team.



Active NFL Safety (Weddle) w/ 900 tackles, 25 INTs & 5 sacks



Active NFL Safeties (Weddle, D. Hall & R. Nelson) w/ 20 INTs & 80 PD



Team-Leading INTs in 2016 tied w/ C.J. Mosley



# RAVENS IN OUR COMMUNITY

## PLAY 60 CHALLENGE

To kick off the 10th annual NFL Play 60 Challenge, the Baltimore Ravens invited 12 youth to M&T Bank Stadium on Oct. 1 when the Ravens hosted the Pittsburgh Steelers. To celebrate the NFL's PLAY 60 Challenge, which encourages youth to be physically active for at least 60 minutes every day, the Ravens will host several events that coincide with the program throughout this season. In September, the team hosted its first PLAY 60 football clinic for athletes of all abilities when it partnered with Special Olympics Maryland. In partnership with the American Heart Association, the Ravens will also spend the season encouraging students at Carroll County and Baltimore County public elementary schools to get active every day over a four-week, incentive-based period. During this program, in-classroom tracking materials and individual student guides will be distributed to help students record their physical activity. To conclude the PLAY 60 Challenge, three participating schools that record the highest activity rates amongst their students will receive visits from some of their favorite Ravens players. Students who achieve specific benchmarks, set by the PLAY 60 program, will also have the opportunity to earn individual prizes and rewards. Top performers from participating schools will be recognized during a grand prize luncheon held at the Under Armour Performance Center in the spring of 2018.



TE Nick Boyle



QB Joe Flacco



## CHARACTER PLAYBOOK LIVE!



On Oct. 2, the Baltimore Ravens partnered with the United Way of Central Maryland, Verizon and EVERFI to host a new virtual classroom experience called *Character Playbook LIVE!* as part of the program's Year Two expansion. Ravens DTs **Carl Davis** and **Michael Pierce** virtually joined five local classrooms and helped to connect lessons taught in Character Playbook modules to life inside and outside of football. Throughout the morning, they spoke to students about topics like building healthy relationships, bullying prevention and controlling emotions. Since its 2016 debut, Character Playbook has helped more than 1,700 students in over 25 schools in the Baltimore-Metropolitan area learn how to cultivate and maintain healthy relationships.



**JOHN HARBAUGH MONDAY PRESS CONFERENCE: WEEK 6**

**Opening statement:** “Good to see everybody – appreciate you guys being here. Obviously, we’ve studied hard, and we’re happy with the outcome. We’re on to Chicago. So, what do you have?”

**Yesterday, you said it was a good win, but every win is a win. But, QB Joe Flacco was talking about the fact how [the win] was a confidence builder for this team, and particularly, the offense. Is there some credence to that, in terms of a win providing confidence for team that had lost two straight? (David Ginsburg)** “What I talked about last week regarding that was [that] it’s hard to have confidence if you’re not doing anything to generate confidence. It’s one thing to believe – and you have to believe, a lot of times, on the unseen. That’s what faith is. But in terms of confidence in athletic ability, there’s something in going out there and doing it. So, that’s what Joe is probably referring to.”

**Was the team aware of the Steelers situation? Did you guys scoreboard watch at all or pay attention to any of that? (Jerry Coleman)** “I don’t know. I heard about it after our game.”

**As far as the way the division is shaping up, everyone thought that the Steelers coming into Baltimore, beats them, and they have total control of the division. Now, you’re tied for first place with them. Your message to the guys was what? (Jerry Coleman)** “We don’t listen to what everyone says; we never do. You say ‘everyone,’ but it wasn’t us. We all understood and said last week that it’s a week-to-week league, a week-to-week sport. Things change in a week, so nothing has really changed that way.”

**How happy were you with the offensive line play yesterday? (Stan Charles)** “[I was] very happy with the offensive line play. They played very well, thank you. They stepped up. The pass protection, I thought, we had a very good pass protection plan. They have three very good end and inside pass rushers, four – if you count [Mario] Edwards, who is more of an always inside guy. Then, some of those guys move around, they switch sides. Our coaches did an excellent job of game-planning and setting up different types of protections to keep them off-balance. Our guys executed very well. The offensive line, the tight ends and the running backs all did a very good job.”

**You lost RB Terrance West yesterday. Do you have a plan to fill that position? (Peter Schmuck)** “We do. We have to see if we can execute it, right now, in terms of what we’re going to do, who we’re going to look at. We’ll just wait until we know. I don’t want to start putting the plans out there until we know if we can pull it off.”

**Is there any kind of timetable for RB Terrance West (Jamison Hensley)** “It’s already been reported, so just go with that. That’s out there. We’ll just leave it at that.” (Reporter: “Anything other than the report?”) “I’m not changing my policy; my policy hasn’t changed.”

**You did say you play a doctor at press conferences. Do you have any word, “Dr. Harbaugh,” on DT Brandon Williams? (Jerry Coleman)** “No. I have no information.” (laughter)

**The things that QB Joe Flacco was saying about confidence – they’re ethereal, they’re not definable. How much of what happened yesterday was just flat-out executing well? Is the whole thing about confidence a cliché? (Peter Schmuck)** “Well yes, [it’s] indefinable. Is it eth-E-real? E-re-ther-eal? I think I know how it’s spelled; I’m a good speller, but I’m not a good pronouncer, sometimes.” (Reporter: “How do you spell it?”) “I’m going to say it’s: e-t-h-e-r-e-a-l.” (Reporter: “That’s it.”) “Man! I won the sixth-grade spelling bee – for the record. But, I think you’re right. To me, it’s doing, it’s going out and executing. All that other stuff, to me, is interesting corner-of-the-bar conversation. To me, as a coach, you go by what you see; and what you see is what you evaluate and what matters; and what you see is what you attack, in terms of what you want to improve, things you chose to do or include in the next gameplan, or don’t include. It’s based on what you see. Of course, it’s also based on what you believe your players are capable of doing going forward, and what they think, too. We have great conversations with those guys. So, that part of it plays in. But confidence is something that’s just hard to define. I think you know it when you see it, and it’s important to have it. I believe if we execute well, we’re going to be very confident.”

**The offense had a great half. I think the first half started, they scored on three out of their four drives. Then you had mentioned, they come down the first two drives and they were three-and-outs. Is there something, in particular, that kind of got you out of that two-drive lull? Adjustments you may have made? (Jeff Zrebiec)** “Well, you were there. It was the plays that didn’t work. We didn’t get yards on those plays; we ended in third-and-long, I think, twice in a row, and our first- and second-down plays didn’t net



us anything. Now, we can look at all those particular plays and dissect them – which we certainly do – and we can go through that. But the bottom line is that they didn't work, and we were third-and-long, and that's why you're three-and-out. It comes back to that execution part of it."

**It looks like DT Willie Henry is starting to emerge. When you watch the tape, what do you see him doing now? (Ryan Mink)** "I see him playing defensive tackle very well. He's doing a good job. Do you want me to go through all the different things that the defensive tackle does?" (Reporter: "No; what is he doing well, right now, to emerge?") "He's playing defensive tackle really well. He's knocking people back, he's getting off blocks and making tackles, and he's rushing the passer. He's playing well. Now, he's not 100 percent. He'll look at a couple of his plays, we will too, and he and I will talk about a couple plays where he got pushed back or pushed past or something like that. Screens, he knows I've been getting him about how he plays screens a little bit. So, he'll pick that up. He stayed onside this week – which was big, because they tried to get him again. But, he was against a really good left guard a lot of times. He held his own – more than held his own – a number of times. You guys saw it in the game. I was really proud of the way he played and the way he stepped up."

**Were you pleased with the way the number of penalties have decreased? Was the one penalty legit? (Jerry Coleman)** "The one penalty was clearly legit. We weren't lined up. Yes, I was happy about it."

**Do you think WR Breshad Perriman is capable of breaking out of where he is right now? (Stan Charles)** "Of course. If we didn't think he was capable of being a topnotch receiver ... That goes for any player, really. If you don't think they can do it, you're not going to have them around. We don't keep guys around for charitable reasons. This is a business, and this is world-class competition. He's here to make plays. He made a huge play on that third-down – that drive was a big drive. That drive flipped the momentum back. So, if we're dwelling on the two drives we didn't get, well, let's dwell on that drive for a minute. Because they scored, got within one score, and we had two big passes in that drive: one to Mike [Wallace] and one to Breshad. Breshad made a diving catch on a third-and-11, so we're back in third-and-long again, and he makes a play. That's what you look for, and we want to see more of that. When you see that a guy can do it, then you feel like he can do it consistently. That's what he has to prove now. He'll tell you, 'Give me more chances,' and I'll say, 'Earn more chances.' He did that in this last game. That was good to see."

**Do you like the way RB Alex Collins ran and held the ball? It seemed like the fumbling wasn't an issue at all or that he even thought about it. (David Ginsburg)** "I think you're right. I think he was thinking about it, and that is why it didn't seem like it was. He was very conscious of his technique, and he did a good job of it. That is important. That is non-negotiable."

**Along those lines, no turnovers. Obviously that is the formula. How pleased were you with the fact that you guys played a completely clean game? (David Ginsburg)** "To that point, we didn't take any steps back during the game. We had some negative-yard plays, [but] not as many as we have had in the last two games. That was one emphasis. We wanted to minimize the negative-yardage plays as much as we could, and that got better. We wanted to eliminate the turnovers. We wanted to get some turnovers, and we got the touchdown; that was a big one. We wanted to continue to play clean football as much as we could with the penalties. You can't control that 100 percent. Usually as a coach, you know the ones you are concerned with and the ones you are not. To have only one penalty in the game, I thought was really a statement. Those are all moving in the right direction, but again, it is week-to-week. We have to put all our focus on this next game. There really are no trends. The only trend is the next game and getting ready for the next opponent."

**Is there a benefit of being able to watch tonight [in the Chicago-Minnesota game] to see who figures to be at quarterback against you? (Stan Charles)** "Normally on these Monday nights, I get home maybe at halftime and decide if I want to stay awake or not. Usually the answer is no. Sometimes if it is an AFC North team, you have to do it, or the Patriots or somebody like that. But this game we will be watching. I will get home in time to watch this one. I think all of Baltimore probably will. The real fans will be watching this game. The next two opponents we play [the Bears and the Vikings] will be out there."

**With them playing tonight, does it give you an advantage because you have an extra day to prep for Chicago? (Ed Lee)** "That is just the schedule. We play Monday night, we play Thursday night, whatever. I don't know."

**I know when players are injured, you always try to say, "Next man up," and you want to keep moving forward. With the offensive line, you are dealing with multiple injuries. How difficult is it to put a cohesive offensive line when they really have not had many steps together as that group of five? (Jamison Hensley)** "It just doesn't matter. It is not something we think about. It is not something we quantify. We don't waste any energy thinking about that. You just go and get ready for the next game."



In training camp, you talked a lot about finishing and about some of the things that didn't happen last year. Most people think about that in terms of the defense closing out when the other offense is coming back. Yesterday's game featured that last clock-killing drive where your offensive line had already played almost a full game and you guys got eight yards after eight yards. Just talk about that, in terms of what happened there and why they were so successful. **(Peter Schmuck)** "That is a great observation. Finishing is ... It is a three-phase event – finishing a game. For the offense to be able to get first downs in the fourth quarter when primarily you are running the ball, and they know you are going to run the ball ... Still, we were able to block them, and our [running] backs were able to find holes. Our backs ran north and south. They got their pads down. They got the extra two or three yards, which is kind of the key sometimes. If you can get three or four yards on the first one, and then you can get another three on the second one, now you can convert. It is a little tougher in four-minute to convert a third-and-eight, because you have to take a risk. That is not a risk you usually want to take, because you do not want to turn the ball over, and you are more happy or adept or comfortable just punting than you are just taking that risk. The running game came through when it had to. That just goes to show you that techniques were really good and the effort and tenacity, the physicality – it was definitely there. We were strong at the end of the game. That is a statement for our guys."

I think CB Jimmy Smith played four defensive snaps after the touchdown. How much easier is it to be selective with him and maybe put a eye on the big picture with the depth that you have added with CB Marlon Humphrey and CB Brandon Carr? You know that you want to have Jimmy out there, but maybe there is not going to be that major drop-off. **(Luke Jones)** "We just have guys that we can play. We are very good with the guys that we have. We want Jimmy out there. He is a topnotch corner. I think he is one of the best corners in football. I am a big Jimmy Smith fan. I think Jimmy will prove in the next couple years to be maybe the best, maybe the best. I think he has a chance to do that. I feel that strongly about Jimmy. To have other guys that can play ... Brandon Carr and Marlon Humphrey played well; [Lardarius] Webb is playing well. We have some other young guys that are working their way in there or getting healthy. I am pretty excited about the fact that we have some depth in the secondary."

What were your impressions of CB Marlon Humphrey? He really was going toe to toe with one of the great veteran receivers in the league, WR Michael Crabtree. They were talking a little bit of trash. **(Stan Charles)** "Yes. He didn't back down, did he? He did not back down. Crabtree is pretty special. We have had some experience with him, haven't we, in Baltimore? He is a great one. Marlon didn't back down. Marlon is confident. They got him on the three-stop nines or hitch [routes], if you want to call them that, versus press [coverage]. Marlon played him a certain way. That was really the plan. Hindsight being 20-20, I think we might have played that with a little different technique than we did and helped Marlon out a little bit. Those are great learning experiences."

Going back to CB Jimmy Smith, [do you mean] the potential to be the best Raven corner? Is that what you are referring to? **(Jerry Coleman)** "No, I am talking about the best in the league. I am not talking about history. I do not really think about history. I am talking about here, in the now – the present. That is for you to decide – who the best ever was – when you write your book. You can't write? Is that what you said?" *(laughter)*

Knowing that the most important thing was winning yesterday, if you could draw a formula, was that the Ravens' formula for victory? Getting out to a lead, strong defense when you needed it and running out the clock. **(Jerry Coleman)** "I don't know. The formula is going to be different every week. Getting a lead is always a good thing. That is no revelation. When you get the lead, you have to keep the lead. After you keep the lead, you try to extend the lead. That goes without saying. That is philosophy; that is football. That is what you do; you try to do that. It is probably true for every sport. But how that plays out is week-to-week."

Are the white cleats part of the formula? **(Garrett Downing)** "We will see. We will see. The guys liked them. They looked good, didn't they?"

Being a special teams guy, how cool was it to see TE/WR Vince Mayle score a touchdown, even though he has not played a whole lot on offense until to this point? **(Luke Jones)** "It was great. The guys were excited. Did you see the offensive line run over and pick him up and everything? They were happy for him. Vince is a serious dude. He takes it seriously. Sometimes I have to jab him a little bit and get him to crack a smile. He was all smiles after that. We had him in the gameplan; he was in there for some other things. He was actually a decoy on a run that we had, which worked out really well, and he blocked well. He did a good job. He played well."

How pleased are you with what you have seen from C Ryan Jensen so far this year? **(Ryan Mink)** "Pleased. Ryan has done a really good job. I thought he had his best game yesterday. He is who he is. You know the kind of style he plays with, and we appreciate that. He is very disciplined with it. He knows the offense, makes the calls. He is very smart. He is playing well, and we want him to continue to build on that."

# ALPHABETICAL ROSTER

As of Oct. 10

No.	Name	Pos.	Ht.	Wt.	Birthdate	Exp.	College	Hometown
37	Allen, Javorius	RB	6-0	222	8/27/91	3	Southern California	Miccosukee, FL
70	Bergstrom, Tony	G/C	6-5	315	8/6/86	6	Utah	Salt Lake City, UT
61	Bowanko, Luke	C	6-6	300	6/13/91	4	Virginia	Clifton, VA
54	Bowser, Tyus	OLB	6-3	240	5/23/95	R	Houston	Tyler, TX
86	Boyle, Nick	TE	6-4	270	2/17/93	3	Delaware	Sussex, NJ
12	Campanaro, Michael	WR/RS	5-9	191	1/25/91	4	Wake Forest	Clarksville, MD
24	Carr, Brandon	CB	6-0	210	5/19/86	10	Grand Valley State	Flint, MI
36	Clark, Chuck	S	6-0	210	4/19/95	R	Virginia Tech	Suffolk, VA
34	Collins, Alex	RB	5-10	210	8/26/94	2	Arkansas	Ft. Lauderdale, FL
51	Correa, Kamalei	LB	6-3	241	4/27/94	2	Boise State	Honolulu, HI
46	Cox, Morgan	LS	6-4	235	4/26/86	8	Tennessee	Collierville, TN
94	Davis, Carl	DT	6-5	321	3/2/92	3	Iowa	Detroit, MI
71	Eluemunor, Jermaine	G/T	6-4	338	12/13/94	R	Texas A&M	London, England
5	Flacco, Joe	QB	6-6	245	1/16/85	10	Delaware	Audubon, NJ
58	Freeny, Jonathan	ILB	6-2	255	6/15/89	6	Rutgers	Coconut Creek, FL
69	Henry, Willie	DT	6-3	308	3/20/94	2	Michigan	Cleveland, OH
43	Hill, Jaylen	CB	5-10	178	5/26/94	R	Jacksonville State	Marietta, GA
77	Howard, Austin	T	6-7	330	3/22/87	8	Northern Iowa	Davenport, IA
29	Humphrey, Marlon	CB	6-0	197	7/8/96	R	Alabama	Hoover, AL
74	Hurst, James	G/T	6-5	317	12/17/91	4	North Carolina	Plainfield, IN
23	Jefferson, Tony	S	5-11	215	1/27/92	5	Oklahoma	Chula Vista, CA
66	Jensen, Ryan	G/C	6-4	319	5/27/91	4	Colorado State-Pueblo	Fort Morgan, CO
99	Judon, Matthew	OLB	6-3	263	8/15/92	2	Grand Valley State	West Bloomfield, MI
92	Kaufusi, Bronson	DE	6-6	285	7/6/91	2	BYU	Provo, UT
4	Koch, Sam	P	6-1	222	8/13/82	12	Nebraska	Seward, NE
41	Levine Sr., Anthony	DB/LB	5-11	209	3/27/87	6	Tennessee State	Winston-Salem, NC
18	Maclin, Jeremy	WR	6-0	198	5/11/88	9	Missouri	Kirkwood, MO
15	Mallett, Ryan	QB	6-6	250	6/5/88	7	Arkansas	Texarkana, TX
13	Matthews, Chris	WR	6-5	241	10/6/89	3	Kentucky	Los Angeles, CA
88	Mayle, Vince	TE/WR	6-2	247	6/12/91	2	Washington State	Sacramento, CA
33	McRae, Tony	CB	5-10	185	5/3/93	1	North Carolina A&T	Maxton, NC
10	Moore, Chris	WR/RS	6-1	204	6/16/93	2	Cincinnati	Tampa, FL
57	Mosley, C.J.	ILB	6-2	250	6/19/92	4	Alabama	Mobile, AL
48	Onwuasor, Patrick	ILB	6-0	227	8/22/92	2	Portland State	Inglewood, CA
11	Perriman, Breshad	WR	6-2	215	9/10/93	3	Central Florida	Lithonia, GA
97	Pierce, Michael	DT	6-0	340	11/6/92	2	Samford	Daphne, AL
40	Rainey, Bobby	RB	5-8	212	10/16/87	6	Western Kentucky	Griffin, GA
42	Ricard, Patrick	DL/FB	6-3	304	5/27/94	R	Maine	Spencer, MA
68	Skura, Matt	G/C	6-3	313	2/17/93	1	Duke	Columbus, OH
22	Smith, Jimmy	CB	6-2	210	7/26/88	7	Colorado	Colton, CA
90	Smith, Za'Darius	OLB	6-4	275	9/8/92	3	Kentucky	Greenville, AL
79	Stanley, Ronnie	T	6-6	320	3/18/94	2	Notre Dame	Las Vegas, NV
55	Suggs, Terrell	OLB	6-3	265	10/11/82	15	Arizona State	Chandler, AZ
9	Tucker, Justin	K	6-1	183	11/21/89	6	Texas	Austin, TX
17	Wallace, Mike	WR	6-0	200	8/1/86	9	Mississippi	New Orleans, LA
82	Watson, Benjamin	TE	6-3	251	12/18/80	14	Georgia	Rock Hill, SC
21	Webb, Lardarius	DB/RS	5-10	185	10/12/85	9	Nicholls State	Opelika, AL
32	Weddle, Eric	S	5-11	200	1/4/85	11	Utah	Alta Loma, CA
28	West, Terrance	RB	5-10	225	1/28/91	4	Towson	Baltimore, MD
98	Williams, Brandon	DT	6-1	340	2/21/89	5	Missouri Southern St.	Kirkwood, MO
87	Williams, Maxx	TE	6-4	257	4/12/94	3	Minnesota	Waconia, MN
56	Williams, Tim	OLB	6-3	260	11/12/93	R	Alabama	Baton Rouge, LA
93	Wormley, Chris	DE	6-5	300	10/25/93	R	Michigan	Toledo, OH
<b>Practice Squad</b>								
16	Adeboyejo, Quincy	WR	6-3	197	5/26/95	R	Mississippi	Cedar Hill, TX
45	Crockett, John	RB	6-0	215	2/16/92	2	North Dakota State	Minneapolis, MN
59	Grigsby, Nicholas	LB	6-2	230	7/2/92	2	Pittsburgh	Trotwood, OH
83	Holmes, Gabe	TE	6-5	255	3/29/91	3	Purdue	Miramar, FL
38	Jean-Baptiste, Stanley	CB	6-3	218	4/12/90	3	Nebraska	Miami, FL
62	Kouandjio, Arie	T	6-5	316	4/23/92	3	Alabama	Hyattsville, MD
95	Lewis-Moore, Kapron	DT	6-4	315	1/24/90	4	Notre Dame	Weatherford, TX
63	Nelson, Derrick	C	6-3	295	5/3/94	R	Rutgers	Capitol Heights, MD
76	Shakir, Maurquice	G	6-4	313	10/14/93	R	Middle Tennessee State	Los Angeles, CA
7	Woodrum, Josh	QB	6-3	231	11/7/92	1	Liberty	Roanoke, VA
<b>Injured Reserve</b>								
35	Boykin, Brandon	CB	5-10	173	7/13/90	6	Georgia	Fayetteville, GA
53	Bradley, Bam	ILB	5-11	237	6/26/94	R	Pittsburgh	Trotwood, OH
26	Canady, Maurice	CB	6-1	193	5/26/94	2	Virginia	Richmond, VA
30	Dixon, Kenneth	RB	5-10	223	1/21/94	2	Louisiana Tech	Strong, AR
80	Gillmore, Crockett	TE	6-6	266	11/16/91	4	Colorado State	Bushland, TX
60	Kublanow, Brandon	C	6-2	300	4/5/95	R	Georgia	Atlanta, GA
72	Lewis, Alex	G/T	6-6	315	4/21/92	2	Nebraska	Tempe, AZ
50	McClellan, Albert	LB	6-2	250	6/4/86	7	Marshall	Lakeland, FL
67	Nembot, Stephane	T	6-6	320	12/7/91	2	Colorado	Douala, Cameroon
27	Price, Sheldon	CB	6-2	198	3/26/91	2	UCLA	La Puente, CA
65	Siragusa, Nico	G	6-4	320	5/10/94	R	San Diego State	San Diego, CA
96	Urban, Brent	DE	6-7	300	5/5/91	4	Virginia	Mississauga, ON, CAN
6	White, Tim	WR	5-10	181	7/15/94	R	Arizona State	Los Angeles, CA
39	Woodhead, Danny	RB	5-8	204	1/25/85	9	Chadron State	North Platte, NE
73	Yanda, Marshal	G/T	6-3	305	9/15/84	11	Iowa	Anamosa, IA
25	Young, Tavon	CB	5-9	177	3/14/94	2	Temple	Oxon Hill, MD



# NUMERICAL ROSTER

As of Oct. 10

													----- 2017 Games -----			
No.	Name	Pos.	Ht.	Wt.	Birthdate	Exp.	College	How Acq.	P	S	DNP	INA				
4	Sam Koch	P	6-1	222	8/13/82	12	Nebraska	D6a '06	5	0	0	0				
5	Joe Flacco	QB	6-6	245	1/16/85	10	Delaware	D1 '08	5	5	0	0				
9	Justin Tucker	K	6-1	183	11/21/89	6	Texas	FA '12	5	0	0	0				
10	Chris Moore	WR/RS	6-1	204	6/16/93	2	Cincinnati	D4b '16	2	0	0	3				
11	Breshad Perriman	WR	6-2	215	9/10/93	3	Central Florida	D1 '15	5	0	0	0				
12	Michael Campanaro	WR/RS	5-9	191	1/25/91	4	Wake Forest	D7 '14	5	0	0	0				
13	Chris Matthews	WR	6-5	241	10/6/89	3	Kentucky	FA '15	5	0	0	0				
15	Ryan Mallett	QB	6-6	250	6/5/88	7	Arkansas	FA '15	1	0	4	0				
17	Mike Wallace	WR	6-0	200	8/1/86	9	Mississippi	FA '16	5	4	0	0				
18	Jeremy Maclin	WR	6-0	198	5/11/88	9	Missouri	FA '17	5	5	0	0				
21	Lardarius Webb	DB/RS	5-10	185	10/12/85	9	Nicholls State	D3 '09	5	2	0	0				
22	Jimmy Smith	CB	6-2	210	7/26/88	7	Colorado	D1 '11	5	5	0	0				
23	Tony Jefferson	S	5-11	215	1/27/92	5	Oklahoma	UFA (ARI) '17	5	5	0	0				
24	Brandon Carr	CB	6-0	210	5/19/86	10	Grand Valley State	UFA (DAL) '17	5	5	0	0				
28	Terrance West	RB	5-10	225	1/28/91	4	Towson	FA '15	5	4	0	0				
29	Marlon Humphrey	CB	6-0	197	7/8/96	R	Alabama	D1 '17	5	1	0	0				
32	Eric Weddle	S	5-11	200	1/4/85	11	Utah	UFA (SD) '16	5	5	0	0				
33	Tony McRae	CB	5-10	185	5/3/93	1	North Carolina A&T	FA '17	4	0	0	0				
34	Alex Collins	RB	5-10	210	8/26/94	2	Arkansas	FA '17	4	1	0	0				
36	Chuck Clark	S	6-0	210	4/19/95	R	Virginia Tech	D6 '17	5	0	0	0				
37	Javorius Allen	RB	6-0	222	8/27/91	3	Southern California	D4b '15	5	0	0	0				
40	Bobby Rainey	RB	5-8	212	10/16/87	6	Western Kentucky	FA '17	15	0	0	1				
41	Anthony Levine Sr.	DB/LB	5-11	209	3/27/87	6	Tennessee State	FA '12	5	0	0	0				
42	Patrick Ricard	DL/FB	6-3	304	5/27/94	R	Maine	FA '17	5	0	0	0				
43	Jaylen Hill	CB	5-10	178	5/26/94	R	Jacksonville State	FA '17	0	0	0	5				
46	Morgan Cox	LS	6-4	235	4/26/86	8	Tennessee	FA '10	5	0	0	0				
48	Patrick Onwuasor	ILB	6-0	227	8/22/92	2	Portland State	FA '16	5	2	0	0				
51	Kamalei Correa	LB	6-3	241	4/27/94	2	Boise State	D2 '16	5	3	0	0				
54	Tyus Bowser	OLB	6-3	240	5/23/95	R	Houston	D2 '17	5	0	0	0				
55	Terrell Suggs	OLB	6-3	265	10/11/82	15	Arizona State	D1a '03	5	5	0	0				
56	Tim Williams	OLB	6-3	260	11/12/93	R	Alabama	D3b '17	4	0	0	1				
57	C.J. Mosley	ILB	6-2	250	6/19/92	4	Alabama	D1 '14	5	5	0	0				
58	Jonathan Freeny	ILB	6-2	255	6/15/89	6	Rutgers	FA '17	2	0	0	0				
61	Luke Bowanko	C	6-6	300	6/13/91	4	Virginia	TR (JAX) '17	5	0	0	0				
66	Ryan Jensen	G/C	6-4	319	5/27/91	4	Colorado State-Pueblo	D6b '13	5	5	0	0				
68	Matt Skura	G/C	6-3	313	2/17/93	1	Duke	FA '16	3	3	0	0				
69	Willie Henry	DT	6-3	308	3/20/94	2	Michigan	D4d '16	3	0	0	2				
70	Tony Bergstrom	G/C	6-5	315	8/6/86	6	Utah	TR (ARI) '17	2	0	0	3				
71	Jermaine Eluemunor	G/T	6-4	338	12/13/94	R	Texas A&M	D5 '17	3	0	0	2				
74	James Hurst	G/T	6-5	317	12/17/91	4	North Carolina	FA '14	5	5	0	0				
77	Austin Howard	T	6-7	330	3/22/87	8	Northern Iowa	FA '17	5	5	0	0				
79	Ronnie Stanley	T	6-6	320	3/18/94	2	Notre Dame	D1 '16	5	5	0	0				
82	Benjamin Watson	TE	6-3	251	12/18/80	14	Georgia	UFA (NO) '16	5	5	0	0				
86	Nick Boyle	TE	6-4	270	2/17/93	3	Delaware	D5a '15	5	4	0	0				
87	Maxx Williams	TE	6-4	257	4/12/94	3	Minnesota	D2 '15	2	2	0	3				
88	Vince Mayle	TE/WR	6-2	247	6/12/91	2	Washington State	WAV (DAL) '16	5	0	0	0				
90	Za'Darius Smith	OLB	6-4	275	9/8/92	3	Kentucky	D4a '15	4	2	0	1				
92	Bronson Kaufusi	DE	6-6	285	7/6/91	2	BYU	D3 '16	1	1	0	4				
93	Chris Wormley	DE	6-5	300	10/25/93	R	Michigan	D3a '17	1	0	0	4				
94	Carl Davis	DT	6-5	321	3/2/92	3	Iowa	D3 '15	5	2	0	0				
97	Michael Pierce	DT	6-0	340	11/6/92	2	Samford	FA '16	5	4	0	0				
98	Brandon Williams	DT	6-1	340	2/21/89	5	Missouri Southern St.	D3 '13	2	2	0	3				
99	Matthew Judon	OLB	6-3	263	8/15/92	2	Grand Valley State	D5 '16	5	3	0	0				
<b>Practice Squad</b>																
7	Josh Woodrum	QB	6-3	231	11/7/92	1	Liberty	FA '17	0	0	0	0				
16	Quincy Adebeyejo	WR	6-3	197	5/26/95	R	Mississippi	FA '17	0	0	0	0				
38	Stanley Jean-Baptiste	CB	6-3	218	4/12/90	3	Nebraska	FA '17	0	0	0	0				
45	John Crockett	RB	6-0	215	2/16/92	2	North Dakota State	FA '17	0	0	0	0				
59	Nicholas Grigsby	LB	6-2	230	7/2/92	2	Pittsburgh	FA '17	0	0	0	0				
62	Arie Kouandjio	T	6-5	316	4/23/92	3	Alabama	FA '17	0	0	0	0				
63	Derrick Nelson	C	6-3	295	5/3/94	R	Rutgers	FA '16	0	0	0	0				
76	Maurquice Shakir	G	6-4	313	10/14/93	R	Middle Tennessee St.	FA '17	0	0	0	0				
83	Gabe Holmes	TE	6-5	255	3/29/91	3	Purdue	FA '17	0	0	0	0				
95	Kapron Lewis-Moore	DT	6-4	315	1/24/90	4	Notre Dame	FA '17	0	0	0	0				
<b>Injured Reserve</b>																
6	Tim White	WR	5-10	181	7/15/94	R	Arizona State	FA '17	0	0	0	0				
25	Tavon Young	CB	5-9	177	3/14/94	2	Temple	D4a '16	0	0	0	0				
26	Maurice Canady	CB	6-1	193	5/26/94	2	Virginia	D6b '16	0	0	0	0				
27	Sheldon Price	CB	6-2	198	3/26/91	2	UCLA	FA '15	0	0	0	1				
30	Kenneth Dixon	RB	5-10	223	1/21/94	2	Louisiana Tech	D4e '16	0	0	0	0				
35	Brandon Boykin	CB	5-10	173	7/13/90	6	Georgia	UFA (CHI) '17	0	0	0	0				
39	Danny Woodhead	RB	5-8	204	1/25/85	9	Chadron State	UFA (SD) '17	1	0	0	0				
50	Albert McClellan	LB	6-2	250	6/4/86	7	Marshall	FA '10	0	0	0	0				
53	Bam Bradley	ILB	5-11	237	6/26/94	R	Pittsburgh	FA '17	2	0	0	0				
60	Brandon Kublanow	C	6-2	300	4/5/95	R	Georgia	FA '17	0	0	0	0				
65	Nico Siragusa	G	6-4	320	5/10/94	R	San Diego State	D4 '17	0	0	0	0				
67	Stephane Nembot	T	6-6	320	12/7/91	2	Colorado	FA '16	0	0	0	0				
72	Alex Lewis	G/T	6-6	315	4/21/92	2	Nebraska	D4c '16	0	0	0	0				
73	Marshal Yanda	G/T	6-3	305	9/15/84	11	Iowa	D3b '07	2	2	0	0				
80	Crockett Gillmore	TE	6-6	266	11/16/91	4	Colorado State	D3b '14	0	0	0	0				
96	Brent Urban	DE	6-7	300	5/5/91	4	Virginia	D4a '14	3	3	0	0				





# POSITIONAL ROSTER

As of Oct. 10

## QUARTERBACKS (2)

5 Flacco, Joe . . . . .QB  
15 Mallett, Ryan. . . . .QB

## WIDE RECEIVERS (6)

10 Moore, Chris . . . . . WR/RS  
11 Perriman, Breshad . . . . . WR  
12 Campanaro, Michael. . . . . WR/RS  
13 Matthews, Chris . . . . . WR  
17 Wallace, Mike . . . . . WR  
18 Maclin, Jeremy. . . . . WR

## RUNNING BACKS (4)

28 West, Terrance . . . . . RB  
34 Collins, Alex . . . . . RB  
37 Allen, Javorius . . . . . RB  
40 Rainey, Bobby . . . . . RB

## TIGHT ENDS (4)

82 Watson, Benjamin . . . . . TE  
86 Boyle, Nick . . . . . TE  
87 Williams, Maxx. . . . . TE  
88 Mayle, Vince . . . . . TE

## OFFENSIVE LINE (8)

61 Bowanko, Luke . . . . . C  
66 Jensen, Ryan . . . . . G/C  
68 Skura, Matt . . . . . G/C  
70 Bergstrom, Tony . . . . . G  
71 Eluemunor, Jermaine . . . . . G/T  
74 Hurst, James . . . . . G/T  
77 Howard, Austin . . . . . T  
79 Stanley, Ronnie . . . . . T

## SECONDARY (10)

21 Webb, Lardarius . . . . . DB/RS  
22 Smith, Jimmy . . . . . CB  
23 Jefferson, Tony. . . . . S  
24 Carr, Brandon . . . . . CB  
29 Humphrey, Marlon. . . . . CB  
32 Weddle, Eric . . . . . S  
33 McRae, Tony . . . . . CB  
36 Clark, Chuck . . . . . S  
41 Levine Sr., Anthony . . . . . DB/LB  
43 Hill, Jaylen . . . . . CB

## SPECIALISTS (3)

4 Koch, Sam . . . . . P  
9 Tucker, Justin. . . . . K  
46 Cox, Morgan . . . . . LS

## LINEBACKERS (9)

48 Onwuasor, Patrick . . . . . ILB  
51 Correa, Kamalei . . . . . LB  
54 Bowser, Tyus . . . . . OLB  
55 Suggs, Terrell. . . . . OLB  
56 Williams, Tim . . . . . OLB  
57 Mosley, C.J. . . . . ILB  
58 Freeny, Jonathan. . . . . ILB  
90 Smith, Za'Darius . . . . . OLB  
99 Judon, Matthew . . . . . OLB

## DEFENSIVE LINE (7)

42 Ricard, Patrick . . . . . DL/FB  
69 Henry, Willie . . . . . DT  
92 Kaufusi, Bronson. . . . . DE  
93 Wormley, Chris. . . . . DE  
94 Davis, Carl . . . . . DT  
97 Pierce, Michael . . . . . DT  
98 Williams, Brandon . . . . . DT

## PRACTICE SQUAD (10)

7 Woodrum, Josh . . . . . QB  
16 Adeboyejo, Quincy . . . . . WR  
38 Jean-Baptiste, Stanley . . . . . CB  
45 Crockett, John . . . . . RB  
59 Grigsby, Nicholas . . . . . LB  
62 Kouandjio, Arie . . . . . T  
63 Nelson, Derrick . . . . . C  
76 Shakir, Maurquice . . . . . G  
83 Holmes, Gabe . . . . . TE  
95 Lewis-Moore, Kapron . . . . . DT

## RESERVE / INJURED (16)

6 White, Tim . . . . . WR  
25 Young, Tavon. . . . . CB  
26 Canady, Maurice. . . . . CB  
27 Price, Sheldon . . . . . CB  
30 Dixon, Kenneth . . . . . RB  
35 Boykin, Brandon . . . . . CB  
39 Woodhead, Danny . . . . . RB  
50 McClellan, Albert . . . . . LB  
53 Bradley, Bam . . . . . ILB  
60 Kublanow, Brandon . . . . . C  
65 Siragusa, Nico . . . . . G  
67 Nembot, Stephane. . . . . T  
72 Lewis, Alex . . . . . G/T  
73 Yanda, Marshal . . . . . G/T  
80 Gillmore, Crockett . . . . . TE  
96 Urban, Brent . . . . . DE

## 2017 COACHING STAFF

John Harbaugh . . . . . Head Coach  
Jerry Rosburg . . . . . Special Teams Coordinator / Associate Head Coach  
Marty Mornhinweg . . . . . Offensive Coordinator / Quarterbacks Coach  
Dean Pees . . . . . Defensive Coordinator  
Richard Angulo . . . . . Assistant Offensive Line  
Juney Barnett . . . . . Strength & Conditioning Coach  
Andy Bischoff . . . . . Offensive Assistant  
Randy Brown . . . . . Specialists Coach  
Joe Cullen . . . . . Defensive Line Coach  
Joe D'Alessandris . . . . . Offensive Line Coach  
Bobby Engram . . . . . Wide Receivers Coach

Thomas Hammock . . . . . Running Backs Coach  
Chris Hewitt . . . . . Secondary Coach  
Chris Horton . . . . . Assistant Special Teams Coach  
Mike Macdonald . . . . . Defensive Backs Coach  
Don Martindale . . . . . Linebackers Coach  
Greg Roman . . . . . Senior Offensive Assistant / Tight Ends Coach  
Steve Saunders. . . . . Director of Performance  
Craig Ver Steeg. . . . . Offensive Assistant / Quarterbacks  
Matt Weiss . . . . . Offensive Assistant  
Drew Wilkins . . . . . Assistant Defensive Line Coach



# DEPTH CHART

Updated by Ravens PR staff on Oct. 10

## OFFENSE

WR	11	Breshad Perriman	12	Michael Campanaro		
WR	17	Mike Wallace	10	Chris Moore		
WR	18	Jeremy Maclin	13	Chris Matthews		
LT	79	Ronnie Stanley	74	James Hurst		
LG	74	James Hurst	70	Tony Bergstrom		
C	66	Ryan Jensen	61	Luke Bowanko		
RG	68	Matt Skura	<u>71</u>	<u>Jermaine Eluemunor</u>		
RT	77	Austin Howard	74	James Hurst		
TE	82	Benjamin Watson	86	Nick Boyle	87	Maxx Williams*
QB	5	Joe Flacco	15	Ryan Mallett		88 Vince Mayle
RB	34	Alex Collins	28	Terrance West	37	Javorius Allen
						40 Bobby Rainey

## DEFENSE

DT	98	Brandon Williams*	69	Willie Henry		
NT	97	Michael Pierce	<u>93</u>	<u>Chris Wormley</u>	<u>42</u>	<u>Patrick Ricard</u>
DE	94	Carl Davis	92	Bronson Kaufusi		
RUSH	55	Terrell Suggs	90	Za'Darius Smith	<u>56</u>	<u>Tim Williams</u>
MLB	57	C.J. Mosley	58	Jonathan Freeny		
WLB	48	Patrick Onwuasor	51	Kamalei Correa		
SLB	99	Matthew Judon	<u>54</u>	<u>Tyus Bowser</u>		
LCB	24	Brandon Carr	<u>29</u>	<u>Marlon Humphrey</u>	33	Tony McRae
SS	23	Tony Jefferson	41	Anthony Levine Sr.		
FS	32	Eric Weddle	21	Lardarius Webb	<u>36</u>	<u>Chuck Clark</u>
RCB	22	Jimmy Smith	<u>43</u>	<u>Jaylen Hill*</u>		

## SPECIAL TEAMS

P	4	Sam Koch					
K	9	Justin Tucker					
H	4	Sam Koch					
LS	46	Morgan Cox					
KOR	34	Alex Collins	- or -	12	Michael Campanaro	10	Chris Moore
PR	12	Michael Campanaro		21	Lardarius Webb		

Missed Previous Game w/ Injury\*

Rookies Underlined

## PRONUNCIATION GUIDE

**PLAYERS:** Quincy Adebayo (add-ah-BOY-joe); Javorius Allen (juh-VAR-us); Luke Bowanko (boh-WAIN-koh); Michael Campanaro (camp-ah-NAIR-oh); Maurice Canady (CAN-uh-dee); Kamalei Correa (KAH-mah-lay, corr-A-uh); Jermaine Eluemunor (EE-lew-mun-or); Bronson Kaufusi (cow-FOO-see); Sam Koch (Cook); Anthony Levine Sr. (luh-VEEN); Vince Mayle (MAY-lee); Stephane Nembot (steff-ON, NAME-bot); Patrick Onwuasor (o-WAH-so); Za'Darius Smith (zuh-DARE-ee-us); Lardarius Webb (lahr-DARE-ee-us); Marshal Yanda (YAWN-da); Tavon Young (TAY-von); **COACHES:** Richard Angulo (an-GOO-low); Andy Bischoff (BISH-off); Joe D'Alessandris (dell-ah-SAN-dress); Marty Mornhinweg (MORNING-wig); Craig Ver Steeg (ver-STEGG)



# HOW THE RAVENS ARE BUILT

## BY YEAR SIGNED

YEAR	PLAYER	ACQ.
2003	OLB Terrell Suggs	D1a
2006	P Sam Koch	D6a
2007	<i>G/T Marshal Yanda [Injured Reserve]</i>	D3b
2008	QB Joe Flacco	D1
2009	DB Lardarius Webb	D3
2010	LS Morgan Cox <i>LB Albert McClellan [Injured Reserve]</i>	RFA RFA
2011	CB Jimmy Smith	D1
2012	DB/LB Anthony Levine Sr. K Justin Tucker	FA RFA
2013	G/C Ryan Jensen DT Brandon Williams	D6b D3
2014	WR/RS Michael Campanaro <i>TE Crockett Gillmore [Injured Reserve]</i> OL James Hurst LB C.J. Mosley <i>DE Brent Urban [Injured Reserve]</i>	D7 D3b RFA D1 D4a
2015	RB Javorius Allen TE Nick Boyle DT Carl Davis QB Ryan Mallett WR Chris Matthews WR Breshad Perriman <i>CB Sheldon Price [Injured Reserve]</i> OLB Za'Darius Smith RB Terrance West TE Maxx Williams	D4b D5a D3 FA FA D1 FA D4a FA D2
2016	<i>CB Maurice Canady [Injured Reserve]</i> OLB Kamalei Correa RB Kenneth Dixon <i>[Injured Reserve]</i> DT Willie Henry OLB Matthew Judon DE Bronson Kaufusi <i>G/T Alex Lewis [Injured Reserve]</i> TE Vince Mayle WR Chris Moore <i>T Stephane Nembot [Injured Reserve]</i> ILB Patrick Onwuasor DT Michael Pierce G/C Matt Skura T Ronnie Stanley WR Mike Wallace TE Benjamin Watson S Eric Weddle <i>CB Tavon Young [Injured Reserve]</i>	D6b D2 D4e D4d D5 D3 D4c WA (Dal.) D4b RFA RFA RFA FA D1 FA UFA (NO) UFA (SD) D4a
2017	G Tony Bergstrom C Luke Bowanko OLB Tyus Bowser <i>CB Brandon Boykin [Injured Reserve]</i> <i>LB Bam Bradley [Injured Reserve]</i> CB Brandon Carr S Chuck Clark RB Alex Collins G Jermaine Eluemunor ILB Jonathan Freeny CB Jaylen Hill T Austin Howard CB Marlon Humphrey S Tony Jefferson <i>G/C Brandon Kublanow [Injured Reserve]</i> WR Jeremy Maclin CB Tony McRae RB Bobby Rainey FB/DL Patrick Ricard <i>G Nice Siragusa [Injured Reserve]</i> <i>WR Tim White [Injured Reserve]</i> OLB Tim Williams <i>RB Danny Woodhead [Injured Reserve]</i> DE Chris Wormley	TR (Ari.) TR (Jax.) D2 UFA (Chi.) RFA UFA (Dal.) D6 FA D5 FA RFA FA D1 UFA (Ari.) RFA FA FA FA RFA RFA D4 RFA D3b UFA (SD) D3a

## BY DRAFT ROUND

1st ROUND (9)	TEAM	YEAR
OLB Terrell Suggs	Baltimore	2003 (10th)
TE Benjamin Watson	New England	2004 (32nd)
QB Joe Flacco	Baltimore	2008 (18th)
WR Jeremy Maclin	Philadelphia	2009 (19th)
CB Jimmy Smith	Baltimore	2011 (27th)
LB C.J. Mosley	Baltimore	2014 (17th)
WR Breshad Perriman	Baltimore	2015 (26th)
T Ronnie Stanley	Baltimore	2016 (6th)
CB Marlon Humphrey	Baltimore	2017 (16th)
<b>2nd ROUND (4)</b>		
S Eric Weddle	San Diego	2007
TE Maxx Williams	Baltimore	2015
OLB Kamalei Correa	Baltimore	2016
OLB Tyus Bowser	Baltimore	2017
<b>3rd ROUND (10)</b>		
<i>G/T Marshal Yanda [Injured Reserve]</i>	Baltimore	2007
WR Mike Wallace	Pittsburgh	2009
CB/RS Lardarius Webb	Baltimore	2009
QB Ryan Mallett	New England	2011
G Tony Bergstrom	Oakland	2012
DT Brandon Williams	Baltimore	2013
<i>TE Crockett Gillmore [Injured Reserve]</i>	Baltimore	2014
RB Terrance West	Cleveland	2014
DT Carl Davis	Baltimore	2015
DE Bronson Kaufusi	Baltimore	2016
DE Chris Wormley	Baltimore	2017
OLB Tim Williams	Baltimore	2017
<b>4th ROUND (5)</b>		
<i>CB Brandon Boykin [Injured Reserve]</i>	Philadelphia	2012
<i>DE Brent Urban [Injured Reserve]</i>	Baltimore	2014
RB Javorius Allen	Baltimore	2015
TE Vince Mayle	Cleveland	2015
OLB Za'Darius Smith	Baltimore	2015
DT Willie Henry	Baltimore	2016
<i>RB Kenneth Dixon [Injured Reserve]</i>	Baltimore	2016
<i>G/T Alex Lewis [Injured Reserve]</i>	Baltimore	2016
WR Chris Moore	Baltimore	2016
<i>CB Tavon Young [Injured Reserve]</i>	Baltimore	2016
<i>G Nico Siragusa [Injured Reserve]</i>	Baltimore	2017
<b>5th ROUND (5)</b>		
CB Brandon Carr	Kansas City	2008
TE Nick Boyle	Baltimore	2015
RB Alex Collins	Seattle	2016
OLB Matthew Judon	Baltimore	2016
G Jermaine Eluemunor	Baltimore	2017
<b>6th ROUND (4)</b>		
P Sam Koch	Baltimore	2006
OL Ryan Jensen	Baltimore	2013
C Luke Bowanko	Jacksonville	2014
<i>CB Maurice Canady [Injured Reserve]</i>	Baltimore	2016
S Chuck Clark	Baltimore	2017
<b>7th ROUND (1)</b>		
WR/RS Michael Campanaro	Baltimore	2014
<b>UNDRAFTED (15)</b>		
<i>RB Danny Woodhead [Injured Reserve]</i>	NY Jets	2009
LS Morgan Cox	Baltimore	2010
DB Anthony Levine Sr.	Green Bay	2010
T Austin Howard	Philadelphia	2010
<i>LB Albert McClellan [Injured Reserve]</i>	Baltimore	2010
ILB Jonathan Freeny	Miami	2011
WR Chris Matthews	Cleveland	2011
RB Bobby Rainey	Baltimore	2012
K Justin Tucker	Baltimore	2012
S Tony Jefferson	Arizona	2013
<i>CB Sheldon Price [Injured Reserve]</i>	Indianapolis	2013
OL James Hurst	Baltimore	2014
CB Tony McRae	Oakland	2016
<i>T Stephane Nembot [Injured Reserve]</i>	Baltimore	2016
ILB Patrick Onwuasor	Baltimore	2016
DT Michael Pierce	Baltimore	2016
G/C Matt Skura	Baltimore	2016
<i>LB Bam Bradley [Injured Reserve]</i>	Baltimore	2017
CB Jaylen Hill	Baltimore	2017
<i>G/C Brandon Kublanow [Injured Reserve]</i>	Baltimore	2017
FB/DL Patrick Ricard	Baltimore	2017
<i>WR Tim White [Injured Reserve]</i>	Baltimore	2017

# 2017 TRANSACTIONS

- **Jan. 2:** Signed WR Kenny Bell, G Jarell Broxton, RB Stephen Houston, G Jarrod Pughsley, C Matt Skura and QB Dustin Vaughan to reserve future contracts.
- **Jan. 4:** Signed CB Robertson Daniel to a reserve future contract.
- **Jan. 31:** Signed DB Otha Foster and LB Boseko Lokombo to reserve future contracts.
- **March 7:** Terminated the contracts of vested veterans S Kendrick Lewis and CB Shareece Wright.
- **March 8:** Terminated the contract of vested veteran OLB Elvis Dumervil.
- **March 10:** Terminated the contract of vested veteran DB Lardarius Webb; Signed unrestricted free agents **S Tony Jefferson** and **RB Danny Woodhead**.
- **March 13:** Re-signed unrestricted free agents DB/LB Anthony Levine Sr. and NT Brandon Williams.
- **March 15:** Re-signed unrestricted free agent QB Ryan Mallett; Traded C Jeremy Zuttah and a 2017 sixth-round pick (198th overall) to San Francisco in exchange for a for a 2017 sixth-round choice (186th overall).
- **March 20:** Signed unrestricted free agent **CB Brandon Carr**.
- **April 4:** Traded DT Timmy Jernigan and the 99th-overall selection (a third-round compensatory choice) in the 2017 NFL Draft to the Philadelphia Eagles in exchange for the 74th pick in the 2017 draft.
- **April 6:** Re-signed restricted free agent WR/RS Michael Campanaro.
- **April 11:** Re-signed free agent DB Lardarius Webb.
- **April 19:** Re-signed restricted free agents T James Hurst and G/C Ryan Jensen; Re-signed exclusive rights free agent WR Chris Matthews.
- **April 25:** Re-signed exclusive rights free agent OLB Brennen Beyer.
- **April 26:** Re-signed exclusive rights free agents WR/RS Keenan Reynolds and G De'Ondre Wesley.
- **May 2:** Waived LB Cavellis Luckett; Signed 2017 NFL Draft choices **OLB Tyus Bowser**, **S Chuck Clark**, **G/T Jermaine Eluemunor**, **CB Marlon Humphrey** and **G Nico Siragusa**; Signed rookie free agents **P Kenny Allen**, **WR Quincy Adebeyejo**, **WR C.J. Board**, **ILB Bam Bradley**, **DE Omarius Bryant**, **CB Carlos Davis**, **S Daniel Henry**, **C Brandon Kublanow**, **RB Taquan Mizzell**, **FB Ricky Ortiz**, **WR Tim Patrick**, **ILB Donald Payne**, **DE Patrick Ricard**, **G Maurquice Shakir**, **QB Zach Terrell** and **WR Tim White**.
- **May 8:** Re-signed restricted free agent RB Terrance West and exclusive rights free agent CB Sheldon Price; Waived DE Omarius Bryant, RB Stephen Houston and QB Zach Terrell.
- **May 9:** Re-signed exclusive rights free agent LB Patrick Onwuasor.
- **May 12:** Re-signed exclusive rights free agent LB Lamar Louis.
- **May 15:** Signed undrafted rookie free agents **LB Randy Allen**, **WR Aaron Bailey**, **CB Jaylen Hill** and **T Roubbens Joseph**.
- **May 18:** Signed 2017 NFL Draft choices **OLB Tim Williams** and **DE Chris Wormley**.
- **June 5:** Terminated the contract of vested veteran (failed physical) CB Kyle Arrington; Signed free agent **CB Brandon Boykin** and **Al-Hajj Shabazz**.
- **June 6:** Waived (injured) CB Carlos Davis, who reverted to Injured Reserve; Signed free agent **TE Ryan Malleck**.
- **June 7:** Terminated the contract of vested veteran TE Dennis Pitta (injury waiver); Signed free agent **TE Barrett Burns**.
- **June 8:** Waived (injury settlement) CB Carlos Davis.
- **June 13:** Waived TE Barrett Burns; Signed free agent **WR Jeremy Maclin**
- **July 19:** Placed WR Aaron Bailey and DE Patrick Ricard on Active/Physically Unable to Perform; Waived (injured) DB Daniel Henry, who reverted to Injured Reserve.
- **July 21:** Placed WR/RS Michael Campanaro and CB Tavon Young on Active/Physically Unable to Perform; Waived (injured) WR Aaron Bailey, who reverted to Injured Reserve; Signed free agents **CB Reggie Porter** and **WR Griff Whalen**.
- **July 24:** Waived (injury settlement) DB Daniel Henry.
- **July 26:** Signed free agent **RB Bobby Rainey**; Activated DE Patrick Ricard from Active/Physically Unable to Perform.
- **July 28:** Placed G/C John Urschel on the Exempt/Left Squad list; Signed free agent **QB David Olson**; Waived (injury settlement) WR Aaron Bailey.
- **July 30:** Waived WR Tim Patrick and signed free agent **TE Larry Donnell**.
- **July 31:** Waived QB David Olson and signed free agent **QB Josh Woodrum**; Activated WR/RS Michael Campanaro from Active Physically Unable to Perform.
- **Aug. 4:** Waived (injured) C Brandon Kublanow and signed rookie free agent **C Derrick Nelson**; Waived (injured) TE Crockett Gillmore and signed free agent **T Austin Howard**; Gillmore and Kublanow both reverted to Injured Reserve.
- **Aug. 7:** Waived (injured) CB Al-Hajj Shabazz, who reverted to Injured Reserve but then reached an injury settlement, and signed free agent **CB Trevin Wade**.
- **Aug. 14:** Waived QB Dustin Vaughn and signed **QB Thaddeus Lewis**.
- **Aug. 18:** Waived (injured) WR Kenny Bell, who later reached an injury settlement, and re-signed **G/C Jeremy Zuttah**.
- **Aug. 20:** Waived LB Lamar Louis.
- **Aug. 28:** Signed **LS Taybor Pepper**.
- **Sept. 1:** Waived the following players: P/K Kenny Allen, LB Randy Allen, WR C.J. Board, G Jarrell Broxton, DB Otha Foster, T Roubbens Joseph, C Derrick Nelson, LS Taybor Pepper, G Jarrod Pughsley, WR/RS Keenan Reynolds, FB/RB Lorenzo Taliaferro and G/T De'Ondre Wesley; Terminated the contracts of vested veterans: TE Larry Donnell, QB Thaddeus Lewis, RB Bobby Rainey CB Trevin Wade, WR Griff Whalen and G/C Jeremy Zuttah; Placed RB Kenneth Dixon, G/T Alex Lewis, LB Albert McClellan, G Nico Siragusa, WR Tim White and CB Tavon Young on Injured Reserve; Traded a 2018 conditional seventh-round pick to Arizona in exchange for G/C Tony Bergstrom.
- **Sept. 2:** Waived the following players: WR Quincy Adebeyejo, LB Boseko Lokombo, TE Ryan Malleck, WR Chris Matthews, RB Taquan Mizzell, FB Ricky Ortiz, ILB Donald Payne, CB Reggie Porter, G Maurquice Shakir, G/C Matt Skura and QB Josh Woodrum; Waived (injured) OLB Brennen Beyer, CB Robertson Daniel and T Stephane Nembot (who all reverted to Injured Reserve); Placed CB Brandon Boykin on Injured Reserve; Traded an undisclosed draft pick to Jacksonville in exchange for C Luke Bowanko.
- **Sept. 3:** Signed the following players to the practice squad: WR Quincy Adebeyejo, LB Boseko Lokombo, TE Ryan Malleck, FB Ricky Ortiz, CB Reggie Porter and G Maurquice Shakir.
- **Sept. 4:** Placed CB Maurice Canady on Injured Reserve; Re-signed WR Chris Matthews.
- **Sept. 5:** Signed **RB Alex Collins**, **CB Tony McRae** and G/C Matt Skura to the practice squad.
- **Sept. 6:** Reached an injury settlement with OLB Brennen Beyer.
- **Sept. 7:** Reached an injury settlement with CB Robertson Daniel.
- **Sept. 12:** Waived TE Ryan Malleck from the practice squad and re-signed QB Josh Woodrum to the practice squad.
- **Sept. 14:** Placed RB Danny Woodhead on Injured Reserve and signed RB Jeremy Langford from the practice squad to the active roster.
- **Sept. 17:** Placed CB Sheldon Price on Injured Reserve and waived RB Jeremy Langford; Signed Alex Collins and CB Tony McRae from the practice squad to the 53-man roster.
- **Sept. 18:** Signed **S Ronald Martin** to the practice squad.
- **Sept. 19:** Placed LB Bam Bradley and G Marshal Yanda on Injured Reserve; Signed G/C Matt Skura from the practice squad and **T Dieugot Joseph** off Chicago's practice squad to the 53-man roster; Re-signed RB Jeremy Langford to the practice squad; Signed **LB Nicholas Grigsby** and **G Arie Kouandjio** to the practice squad.
- **Sept. 20:** Signed **CB Josh Thornton** to the practice squad after CB Reggie Porter was signed to Cleveland's active roster.
- **Sept. 21:** Placed RB Jeremy Langford on Practice Squad Injured Reserve and signed **RB John Crockett** to the practice squad.
- **Sept. 26:** Waived OLB Boseko Lokombo from the practice squad.
- **Sept. 27:** Reached an injury settlement with RB Jeremy Langford; Re-signed TE Ryan Malleck to the practice squad; Placed DE Brent Urban on Injured Reserve and signed **LB Jonathan Freeny** to the 53-man roster.
- **Oct. 3:** Placed FB Ricky Ortiz on practice squad Injured Reserve and waived CB Josh Thornton from the practice squad; Signed **TE Gabe Holmes** and **CB Stanley Jean-Baptiste** to the practice squad. (The team later reached an injury settlement with Ortiz.)
- **Oct. 10:** Terminated the practice squad contracts of TE Ryan Malleck and CB Ronald Martin; Waived T Dieugot Joseph; Signed **DT Kapron Lewis-Moore** and C Derrick Nelson to the practice squad and re-signed RB Bobby Rainey to the active roster.

(Bold denotes first time player has joined the Ravens.)



# PARTICIPATION CHART

Player	REGULAR SEASON													TOTALS						
	9/10 at Cin.	9/17 vs. Cle.	9/24 at Jak.*	10/1 vs. Pit.	10/8 at Oak.	10/15 vs. Chi.	10/22 at Min.	10/26 vs. Mia.	11/5 at Ten.	11/19 at GB	11/27 vs. Hou.	12/3 vs. Det.	12/10 at Pit.	12/17 at Cle.	12/23 vs. Ind.	12/31 vs. Cin.	GAMES PLAYED	GAMES STARTED	DID NOT PLAY	INACTIVE
Adeboyejo, Quincy	PS	PS	PS	PS	PS												0	0	0	0
Allen, Javorius	X	X	X	X	X												5	0	0	0
Bergstrom, Tony	X	X	INA	INA	INA												2	0	0	3
Bowanko, Luke	X	X	X	X	X												5	0	0	0
Bowser, Tyus	X	X	X	X	X												5	0	0	0
Boykin, Brandon	IR	IR	IR	IR	IR												0	0	0	0
Boyle, Nick	TE	X	TE	TE	TE												5	4	0	0
Bradley, Bam	X	X	IR	IR	IR												2	0	0	0
Campanaro, Michael	X	X	X	X	X												5	0	0	0
Canady, Maurice	IR	IR	IR	IR	IR												0	0	0	0
Carr, Brandon	LCB	LCB	LCB	LCB	LCB												5	5	0	0
Clark, Chuck	X	X	X	X	X												5	0	0	0
Collins, Alex	PS	X	X	RB	X												4	1	0	0
Correa, Kamalei	WLB	WLB	X	WLB	X												5	3	0	0
Cox, Morgan	X	X	X	X	X												5	0	0	0
Crockett, John	NOR	NOR	PS	PS	PS												0	0	0	0
Davis, Carl	X	X	X	DT	DT												5	2	0	0
Dixon, Kenneth	IR	IR	IR	IR	IR												0	0	0	0
Eluemunor, Jermaine	INA	INA	X	X	X												3	0	0	2
Flacco, Joe	QB	QB	QB	QB	QB												5	5	0	0
Freeny, Jonathan	NOR	NOR	NOR	X	X												2	0	0	0
Gillmore, Crockett	IR	IR	IR	IR	IR												0	0	0	0
Grigsby, Nicholas	NOR	NOR	PS	PS	PS												0	0	0	0
Henry, Willie	INA	INA	X	X	X												2	0	0	2
Hill, Jaylen	INA	INA	INA	INA	INA												0	0	0	5
Holmes, Gabe	NOR	NOR	NOR	NOR	PS												0	0	0	0
Howard, Austin	RT	RT	RT	RT	RT												5	5	0	0
Humphrey, Marlon	X	X	X	X	DB												5	1	0	0
Hurst, James	LG	LG	LG	LG	LG												5	5	0	0
Jean-Baptiste, Stanley	NOR	NOR	NOR	NOR	PS												0	0	0	0
Jefferson, Tony	SS	SS	SS	SS	SS												5	5	0	0
Jensen, Ryan	C	C	C	C	C												5	5	0	0
Joseph, Dieugot	NOR	NOR	INA	INA	INA												0	0	0	3
Judon, Matthew	SLB	SLB	X	SLB	X												5	3	0	0
Kaufusi, Bronson	INA	INA	INA	DE	INA												1	1	0	4
Koch, Sam	X	X	X	X	X												5	0	0	0
Kouandjio, Arie	NOR	NOR	PS	PS	PS												0	0	0	0
Kublanow, Brandon	IR	IR	IR	IR	IR												0	0	0	0
Langford, Jeremy	PS	NOR	IR	NOR	NOR												0	0	0	0
Levine Sr., Anthony	X	X	X	X	X												5	0	0	0
Lewis, Alex	IR	IR	IR	IR	IR												0	0	0	0
Lokombo, Boseko	PS	PS	PS	NOR	NOR												0	0	0	0
Maclin, Jeremy	WR	WR	WR	WR	WR												5	5	0	0
Malleck, Ryan	PS	NOR	NOR	PS	PS												0	0	0	0
Mallett, Ryan	DNP	DNP	X	DNP	DNP												1	0	4	0
Martin, Ronald	NOR	NOR	PS	PS	PS												0	0	0	0
Mathews, Chris	X	X	X	X	X												5	0	0	0
Mayle, Vince	X	X	X	X	X												5	0	0	0
McClellan, Albert	IR	IR	IR	IR	IR												0	0	0	0
McRae, Tony	PS	X	X	X	X												4	0	0	0
Moore, Chris	X	INA	X	INA	INA												2	0	0	3
Mosley, C.J.	MLB	MLB	MLB	MLB	MLB												5	5	0	0
Nembot, Stephane	IR	IR	IR	IR	IR												0	0	0	0
Onwuasor, Patrick	X	X	WLB	X	WLB												5	2	0	0
Ortiz, Ricky	PS	PS	PS	PS	NOR												0	0	0	0
Perriman, Breshad	X	X	X	X	X												5	0	0	0
Pierce, Michael	NT	X	DT	NT	NT												5	4	0	0
Porter, Reggie	PS	PS	NOR	NOR	NOR												0	0	0	0
Price, Sheldon	INA	IR	IR	IR	IR												0	0	0	1
Ricard, Patrick	X	X	X	X	X												5	0	0	0
Shakir, Maurquice	PS	PS	PS	PS	PS												0	0	0	0
Siragusa, Nico	IR	IR	IR	IR	IR												0	0	0	0
Skura, Matt	PS	PS	RG	RG	RG												3	3	0	0
Smith, Jimmy	RCB	RCB	RCB	RCB	RCB												5	5	0	0
Smith, Za'Darius	X	INA	SLB	X	SLB												4	2	0	1
Stanley, Ronnie	LT	LT	LT	LT	LT												5	5	0	0
Suggs, Terrell	RUSH	RUSH	RUSH	RUSH	RUSH												5	5	0	0
Tucker, Justin	X	X	X	X	X												5	0	0	0
Thornton, Josh	NOR	NOR	PS	PS	NOR												0	0	0	0
Urban, Brent	DE	DE	DE	IR	IR												3	3	0	0
Wallace, Mike	X	WR	WR	WR	WR												5	4	0	0
Watson, Benjamin	TE	TE	TE	TE	TE												5	5	0	0
Webb, Lardarius	X	DB	DB	X	X												5	2	0	0
Weddle, Eric	FS	FS	FS	FS	FS												5	5	0	0
West, Terrance	RB	RB	RB	X	RB												5	4	0	0
White, Tim	IR	IR	IR	IR	IR												0	0	0	0
Williams, Brandon	DT	DT	INA	INA	INA												2	2	0	3
Williams, Maxx	TE	TE	INA	INA	INA												2	2	0	3
Williams, Tim	INA	X	X	X	X												4	0	0	1
Woodhead, Danny	X	IR	IR	IR	IR												1	0	0	0
Woodrum, Josh	NOR	PS	PS	PS	PS												0	0	0	0
Wormley, Chris	INA	INA	INA	INA	X												1	0	0	4
Yanda, Marshal	RG	RG	IR	IR	IR												2	2	0	0
Young, Tavon	IR	IR	IR	IR	IR												0	0	0	0

Position in Caps = Starter; X = Played/Substituted; IR = Injured Reserve; NOR = Not on Roster; PS = Practice Squad  
 \*Game Played In London

# GAME-BY-GAME STARTERS

## OFFENSE

GAME	WR	LT	LG	C	RG	RT	TE	WR	QB	RB	WR	OTER
Sept. 10 at Cincinnati	Maclin	Stanley	Hurst	Jensen	Yanda	Howard	Watson	n/a	Flacco	West	Boyle (TE)	M. Williams (TE)
Sept. 17 vs. Cleveland	Maclin	Stanley	Hurst	Jensen	Yanda	Howard	Watson	Wallace	Flacco	West	n/a	M. Williams (TE)
Sept. 24 at Jacksonville	Maclin	Stanley	Hurst	Jensen	<b>Skura</b>	Howard	Watson	Wallace	Flacco	West	n/a	Boyle (TE)
Oct. 1 vs. Pittsburgh	Maclin	Stanley	Hurst	Jensen	Skura	Howard	Watson	Wallace	Flacco	<b>Collins</b>	n/a	Boyle (TE)
Oct. 8 at Oakland	Maclin	Stanley	Hurst	Jensen	Skura	Howard	Watson	Wallace	Flacco	West	n/a	Boyle (TE)
Oct. 15 vs. Chicago												
Oct. 22 at Minnesota												
Oct. 26 vs. Miami												
Nov. 5 at Tennessee												
Nov. 19 at Green Bay												
Nov. 27 vs. Houston												
Dec. 3 vs. Detroit												
Dec. 10 at Pittsburgh												
Dec. 17 at Cleveland												
Dec. 23 vs. Indianapolis												
Dec. 31 vs. Cincinnati												

## DEFENSE

GAME	DT	DE	NT	SAM	MIKE	WILL	RUSH	RCB	LCB	SS	FS	OTHER
Sept. 10 at Cincinnati	B. Williams	Urban	Pierce	Judon	Mosley	Correa	Suggs	J. Smith	Carr	Jefferson	Weddle	
Sept. 17 vs. Cleveland	B. Williams	Urban	n/a	Judon	Mosley	Correa	Suggs	J. Smith	Carr	Jefferson	Weddle	Webb (DB)
Sept. 24 at Jacksonville	Pierce	Urban	n/a	Z. Smith	Mosley	Onwuasor	Suggs	J. Smith	Carr	Jefferson	Weddle	Webb (DB)
Oct. 1 vs. Pittsburgh	Davis	<b>Kaufusi</b>	Pierce	Judon	Mosley	Correa	Suggs	J. Smith	Carr	Jefferson	Weddle	n/a
Oct. 8 at Oakland	Davis	n/a	Pierce	Z. Smith	Mosley	Onwuasor	Suggs	J. Smith	Carr	Jefferson	Weddle	<b>Humphrey (CB)</b>
Oct. 15 vs. Chicago												
Oct. 22 at Minnesota												
Oct. 26 vs. Miami												
Nov. 5 at Tennessee												
Nov. 19 at Green Bay												
Nov. 27 vs. Houston												
Dec. 3 vs. Detroit												
Dec. 10 at Pittsburgh												
Dec. 17 at Cleveland												
Dec. 23 vs. Indianapolis												
Dec. 31 vs. Cincinnati												

**Bold denotes first NFL start**



# 2017 STATISTICS

## WON 3, LOST 2

09/10	W 20-0	at Cincinnati	55,254
09/17	W 24-10	Cleveland	70,605
09/24	L 7-44	at Jacksonville	84,592
10/01	L 9-26	Pittsburgh	71,126
10/08	W 30-17	at Oakland	54,980
10/15		Chicago	
10/22		at Minnesota	
10/26		Miami	
11/05		at Tennessee	
11/19		at Green Bay	
11/27		Houston	
12/03		Detroit	
12/10		at Pittsburgh	
12/17		at Cleveland	
12/23		Indianapolis	
12/31		Cincinnati	

	Balt.	Opp.
<b>TOTAL FIRST DOWNS</b>	<b>90</b>	<b>95</b>
Rushing	36	33
Passing	47	51
Penalty	7	11
3rd Down: Made/Att	25/63	22/64
3rd Down Pct.	39.7	34.4
4th Down: Made/Att	0/3	3/6
4th Down Pct.	0.0	50.0
<b>POSSESSION AVG.</b>	<b>30:19</b>	<b>29:41</b>
<b>TOTAL NET YARDS</b>	<b>1444</b>	<b>1643</b>
Avg. Per Game	288.8	328.6
Total Plays	315	319
Avg. Per Play	4.6	5.2
<b>NET YARDS RUSHING</b>	<b>652</b>	<b>617</b>
Avg. Per Game	130.4	123.4
Total Rushes	153	145
<b>NET YARDS PASSING</b>	<b>792</b>	<b>1026</b>
Avg. Per Game	158.4	205.2
Sacked/Yards Lost	9/67	12/63
Gross Yards	859	1089
Att./Completions	153/98	162/87
Completion Pct.	64.1	53.7
Had Intercepted	6	9
<b>PUNTS/AVERAGE</b>	<b>26/43.7</b>	<b>20/45.9</b>
<b>NET PUNTING AVG.</b>	<b>26/40.7</b>	<b>20/41.9</b>
<b>PENALTIES/YARDS</b>	<b>35/278</b>	<b>40/285</b>
<b>FUMBLES/BALL LOST</b>	<b>7/3</b>	<b>5/3</b>
<b>TOUCHDOWNS</b>	<b>10</b>	<b>11</b>
Rushing	4	4
Passing	5	7
Returns	1	0

* SCORE BY PERIODS	Q1	Q2	Q3	Q4	OT	PTS
<b>TEAM</b>	<b>24</b>	<b>38</b>	<b>12</b>	<b>16</b>	<b>0</b>	<b>90</b>
<b>OPPONENTS</b>	<b>16</b>	<b>43</b>	<b>24</b>	<b>14</b>	<b>0</b>	<b>97</b>

* SCORING	TD-Ru-Pa-Rt	K-PAT	FG	S	PTS
Tucker	0 0 0 0	9/9	7/9	0	30
Allen	2 1 1 0			0	12
Maclin	2 0 2 0			0	12
West	2 2 0 0			0	12
Mayle	1 1 0 0			0	6
J. Smith	1 0 0 1			0	6
Wallace	1 0 1 0			0	6
Watson	1 0 1 0			0	6
<b>TEAM</b>	<b>10 4 5 1</b>	<b>9/9</b>	<b>7/9</b>	<b>0</b>	<b>90</b>
<b>OPPONENTS</b>	<b>11 4 7 0</b>	<b>10/10</b>	<b>7/8</b>	<b>0</b>	<b>97</b>

2-Pt Conv: TEAM 0-1, OPPONENTS 0-1

SACKS: Suggs 4, Jefferson 2, Bowser 1, Levine 1, Onwuasor 1, Pierce 1, Z. Smith 1, Webb 1, TM 12, OPP 9  
 FUM/LOST: Campanaro 2/0, Collins 2/2, Flacco 1/0, Watson 1/0, West 1/1

* RUSHING	No.	Yds	Avg	Long	TD
Collins	37	261	7.1	50	0
Allen	66	232	3.5	37	1
West	39	138	3.5	13	2
Campanaro	3	14	4.7	7	0
Wallace	1	4	4.0	4	0
Woodhead	1	4	4.0	4	0
Mayle	1	2	2.0	2	1
M. Williams	1	2	2.0	2	0
Flacco	4	-5	-1.3	-1	0
<b>TEAM</b>	<b>153</b>	<b>652</b>	<b>4.3</b>	<b>50</b>	<b>4</b>
<b>OPPONENTS</b>	<b>145</b>	<b>617</b>	<b>4.3</b>	<b>58</b>	<b>4</b>

* RECEIVING	No.	Yds	Avg	Long	TD
Allen	20	97	4.9	11	1
Watson	18	148	8.2	23	1
Maclin	16	159	9.9	48	2
Wallace	12	209	17.4	54	1
Boyle	10	82	8.2	14	0
Campanaro	6	36	6.0	11	0
M. Williams	5	26	5.2	13	0
Perriman	4	26	6.5	13	0
Woodhead	3	33	11.0	13	0
West	2	23	11.5	15	0
Matthews	2	20	10.0	12	0
<b>TEAM</b>	<b>98</b>	<b>859</b>	<b>8.8</b>	<b>54</b>	<b>5</b>
<b>OPPONENTS</b>	<b>87</b>	<b>1089</b>	<b>12.5</b>	<b>49</b>	<b>7</b>

* INTERCEPTIONS	No.	Yds	Avg	Long	TD
Carr	2	24	12.0	20	0
Webb	2	10	5.0	10	0
Weddle	2	2	1.0	2	0
Mosley	1	31	31.0	31	0
Bowser	1	27	27.0	27	0
J. Smith	1	8	8.0	8	0
<b>TEAM</b>	<b>9</b>	<b>102</b>	<b>11.3</b>	<b>31</b>	<b>0</b>
<b>OPPONENTS</b>	<b>6</b>	<b>41</b>	<b>6.8</b>	<b>19</b>	<b>0</b>

* PUNTING	No.	Yds	Avg	Net	TB	In	Lg	B
Koch	26	1135	43.7	40.7	2	10	67	0
<b>TEAM</b>	<b>26</b>	<b>1135</b>	<b>43.7</b>	<b>40.7</b>	<b>2</b>	<b>10</b>	<b>67</b>	<b>0</b>
<b>OPPONENTS</b>	<b>20</b>	<b>918</b>	<b>45.9</b>	<b>41.9</b>	<b>1</b>	<b>3</b>	<b>67</b>	<b>0</b>

* PUNT RETURNS	Ret	FC	Yds	Avg	Long	TD
Campanaro	9	5	61	6.8	15	0
Webb	0	1	0	---	---	0
<b>TEAM</b>	<b>9</b>	<b>6</b>	<b>61</b>	<b>6.8</b>	<b>15</b>	<b>0</b>
<b>OPPONENTS</b>	<b>9</b>	<b>5</b>	<b>38</b>	<b>4.2</b>	<b>12</b>	<b>0</b>

* KICKOFF RETURNS	No.	Yds	Avg	Long	TD
Campanaro	2	46	23.0	29	0
Collins	2	50	25.0	27	0
<b>TEAM</b>	<b>4</b>	<b>96</b>	<b>24.0</b>	<b>29</b>	<b>0</b>
<b>OPPONENTS</b>	<b>6</b>	<b>108</b>	<b>18.0</b>	<b>31</b>	<b>0</b>

* FIELD GOALS	1-19	20-29	30-39	40-49	50+
Tucker	0/0	5/5	0/0	2/2	0/2
<b>TEAM</b>	<b>0/0</b>	<b>5/5</b>	<b>0/0</b>	<b>2/2</b>	<b>0/2</b>
<b>OPPONENTS</b>	<b>0/0</b>	<b>2/2</b>	<b>3/3</b>	<b>2/3</b>	<b>0/0</b>

Tucker: (25G, 25G) (58N, 28G) (62N, 42G) (22G, 21G, 44G)  
 OPP: (38G) (23G, 45G, 29G) (31G, 49G, 44N) (32G)

* PASSING	Att	Cmp	Yds	Cmp%	Yds/Att	TD	TD%	Int	Int%	Long	SK/Lost	Rating
Flacco	144	92	823	63.9	5.72	4	2.8	6	4.2	54	9/67	71.0
Mallett	9	6	36	66.7	4.00	1	11.1	0	0.0	8	0/0	111.3
<b>TEAM</b>	<b>153</b>	<b>98</b>	<b>859</b>	<b>64.1</b>	<b>5.61</b>	<b>5</b>	<b>3.3</b>	<b>6</b>	<b>3.9</b>	<b>54</b>	<b>9/67</b>	<b>73.4</b>
<b>OPPONENTS</b>	<b>162</b>	<b>87</b>	<b>1089</b>	<b>53.7</b>	<b>6.72</b>	<b>7</b>	<b>4.3</b>	<b>9</b>	<b>5.6</b>	<b>49</b>	<b>12/63</b>	<b>66.1</b>

## 2017 DEFENSIVE STATISTICS

from Press Box Stats

Name	Total	Solo	Assists	Sacks	Yds.	INT	Yds.	PD	FF	FR
Mosley, C.J.	44	34	10	0	0	1	31	1	1	0
Jefferson, Tony	26	19	7	2	9	0	0	0	0	0
Weddle, Eric	25	17	8	0	0	2	2	4	0	0
Onwuasor, Patrick	17	14	3	1	1	0	0	1	1	0
Webb, Lardarius	17	17	0	1	8	2	10	3	0	0
Pierce, Michael	16	12	4	1	5	0	0	0	0	1
Suggs, Terrell	14	11	3	4	21	0	0	1	2	0
Carr, Brandon	13	11	2	0	0	2	24	6	0	0
Smith, Jimmy	12	11	1	0	0	1	8	3	0	1
Henry, Willie	11	8	3	0	0	0	0	4	0	0
Judon, Matthew	10	8	2	0	0	0	0	2	0	1
Humphrey, Marlon	9	8	1	0	0	0	0	3	0	0
Smith, Za'Darius	9	5	4	1	9	0	0	0	0	0
Correa, Kamalei	8	6	2	0	0	0	0	1	0	0
Davis, Carl	8	8	0	0	0	0	0	0	0	0
Bowser, Tyus	4	3	1	1	2	1	27	1	0	0
Urban, Brent	4	3	1	0	0	0	0	1	0	0
Williams, Brandon	4	1	3	0	0	0	0	0	0	0
Levine Sr., Anthony	3	2	1	1	8	0	0	0	0	0
Williams, Tim	3	3	0	0	0	0	0	0	0	0
Clark, Chuck	1	1	0	0	0	0	0	0	0	0
Ricard, Patrick	1	1	0	0	0	0	0	0	0	0
Wormley, Chris	1	1	0	0	0	0	0	0	0	0
<b>Totals</b>	<b>260</b>	<b>204</b>	<b>56</b>	<b>12</b>	<b>63</b>	<b>9</b>	<b>102</b>	<b>31</b>	<b>4</b>	<b>3</b>

## 2017 SPECIAL TEAMS TACKLES

from Press Box Stats

Name	Total	Solo	Assists	FF	FR	Blocked Kicks
Levine Sr., Anthony	4	2	2	0	0	0
Clark, Chuck	3	3	0	0	0	0
Correa, Kamalei	3	2	1	0	0	0
Freeny, Jonathan	2	2	0	0	0	0
Mayle, Vince	2	2	0	0	0	0
Allen, Javorius	1	0	1	0	0	0
Judon, Matthew	1	1	0	0	0	0
Kaufusi, Bronson	1	1	0	0	0	0
Matthews, Chris	1	1	0	0	0	0
<b>Totals</b>	<b>18</b>	<b>14</b>	<b>4</b>	<b>0</b>	<b>0</b>	<b>0</b>

## 2017 SINGLE-GAME BESTS

- Tackles:** 12 by C.J. Mosley vs. Pit. (10/1)
- Sacks:** 2 by Terrell Suggs at Cin. (9/10)
- Interceptions:** 1 by six different players; last by Eric Weddle vs. Pit. (10/1)
- Passes Defensed:** 4 by Brandon Carr vs. Cle. (9/17)
- Forced Fumbles:** 1 by Patrick Onwuasor at Oak (10/8), C.J. Mosley vs. Pit. (10/1) and Terrell Suggs vs. Cle. (9/17) and at Cin. (9/10)
- Fumble Recoveries:** 1 by Jimmy Smith at Oak. (10/8), Matthew Judon vs. Cle. (9/17) and Michael Pierce at Cin. (9/10)
- Special Teams Tackles:** 2 by Jonathan Freeny vs. Pit. (10/1) and Kamalei Correa and Anthony Levine Sr. at Cin. (9/10)







