



BALTIMORE RAVENS PRESS RELEASE

UNDER ARMOUR PERFORMANCE CENTER | 1 WINNING DRIVE | OWINGS MILLS, MD 21117
PH: 410-701-4000 | BALTIMORERAVENS.COM | TWITTER: @RAVENS

TWO-TIME WORLD CHAMPIONS: SUPER BOWL XXXV (2000) & SUPER BOWL XLVII (2012)



BALTIMORE RAVENS AT OAKLAND RAIDERS



(2-2) WEEK 5 – SUNDAY, OCT. 8, 2017 (2-2)

4:05 P.M. ET – OAKLAND-ALAMEDA COUNTY COLISEUM (63,132)

JUST THE FACTS

- The Baltimore Ravens (2-2) and Oakland Raiders (2-2), who have each dropped two-straight games after beginning 2-0, battle at the Oakland-Alameda County Coliseum this Sunday (Oct. 8). Kickoff for the West Coast showdown is set for 4:05 p.m. ET (1:05 p.m. PT).
- The Raiders and Ravens will meet for the third-consecutive season, with Oakland emerging victorious in each of the past two years. (In 2016, the Raiders won, 28-27, on a last-minute touchdown drive in Baltimore.) The Ravens own a 6-3 regular season series edge, including a 1-2 mark in Oakland.
- Last Sunday, Baltimore struggled in the first half for the second-straight week, falling behind 19-0, on its way to a 26-9 home loss to rival Pittsburgh. (The Steelers moved into first place in the AFC North with a 3-1 mark.) The Ravens appeared to have rallied when they got within one possession of tying the game with 6:02 left in the third quarter, however, **QB Joe Flacco** then threw 2 fourth-quarter INTs. Flacco finished 31-of-49 for 235 yards, 1 TD and the 2 picks, and he was sacked 4 times. **RB Alex Collins**, who started his first-career game after being activated from the practice squad just two weeks ago, led the Ravens with 82 rushing yards on 9 carries.
- In their 22nd year of existence, the Ravens have earned a playoff berth in six of the past nine full seasons. Since head coach **John Harbaugh's** arrival in 2008, Baltimore has posted the NFL's fourth-most total victories (97), won the league's second-most playoff games (10), advanced to an impressive three AFC Championship contests, and in 2012, captured the World Championship in SB XLVII.

WEEKLY SCHEDULE

Wed. Oct. 4:	11:15 a.m. Coach Harbaugh & Players at Podium 12:40 p.m. Practice / Media Viewing 2:15 p.m. Open Locker Room
Thur. Oct. 5:	12:40 p.m. Practice / Media Viewing 2:15 p.m. Three Coordinators at Podium & Open Locker Room
Fri. Oct. 6:	11:15 a.m. Practice / Media Viewing 12:45 p.m. Coach Harbaugh at Podium & Player Media Availability

WEDNESDAY CONFERENCE CALLS

Ravens: Head Coach John Harbaugh at 11:25 a.m. ET
Raiders: Head Coach Jack Del Rio at 1:30 p.m. ET

CALLING THE ACTION

Television: CBS/WJZ Ch. 13 (Baltimore)

- Greg Gumbel (play-by-play) - Trent Green (analyst)
- Jamie Erdahl (sideline)
- Ken Mack (producer) - Suzanne Smith (director)

Local Radio: WBAL (1090 AM) & 98Rock (97.9 FM)

- Gerry Sandusky (play-by-play) - Stan White / Todd Heap (analysts)

HARBS SAYS

JOHN HARBAUGH ON THE OFFENSE STRIVING TO IMPROVE:

"We just have to improve. We're not going to make a bunch of changes. You just have to improve. There were some flashes in there, and we have to build on those things. It's a process. You have to go to work, and you work to improve. We have playmakers out there, and we can put the ball in peoples' hands. We can run the ball; we've shown that. We have to eliminate the mistakes and make more plays."

INJURY UPDATE

Standout players on Injured Reserve include six-time Pro Bowl **RG Marshal Yanda** (ankle), **LG Alex Lewis** (shoulder), **DE Brent Urban** (foot), **RB Danny Woodhead** (hamstring) and **CB Tavon Young** (knee). Starting **DT Brandon Williams** (foot) has missed the past two games, as has **TE Maxx Williams** (ankle).

NOTE THE QUOTE

TE BENJAMIN WATSON ON THE OFFENSE OVERCOMING RECENT STRUGGLES:

"Many of us have been in this predicament before; some of us haven't. But again, we have to take a step back [to evaluate]. It's just four games, and we have another tough opponent next Sunday in Oakland that we have to get ready for. So, we have to come back ready and get back to work. You have to deal with it. You have to mourn the loss, be upset and get angry, and all those things have to propel you to make a difference next time."

WHAT'S GOING ON?

375 TACKLES
NFL's Sixth Most since 2014

38 TACKLES
NFL's Fourth Most in 2017

31 SOLO TACKLES
NFL's Most in 2017

LB C.J. MOSLEY

FOURTH NFL SEASON
2 Pro Bowls ('14 & '16)
7 Interceptions
7 Sacks

SINCE HE ENTERED THE LEAGUE IN 2014, C.J. MOSLEY IS THE NFL'S ONLY LINEBACKER TO RECORD AT LEAST 375 TACKLES, 7 INTS & 7 SACKS.



2017 RAVENS INFORMATION

2017 SCHEDULE & RESULTS (2-2)

Date	Opponent	Result/Time
Sun. Sept. 10	at Cincinnati Bengals	W 20-0
Sun. Sept. 17	CLEVELAND BROWNS	W 24-10
Sun. Sept. 24	at Jacksonville Jaguars	L 7-44
Sun. Oct. 1	PITTSBURGH STEELERS	L 9-26
Sun. Oct. 8	at Oakland Raiders	4:05 p.m.
Sun. Oct. 15*	CHICAGO BEARS	1:00 p.m.
Sun. Oct. 22*	at Minnesota Vikings	1:00 p.m.
Thurs. Oct. 26	MIAMI DOLPHINS	8:25 p.m. (CBS/NFLN)
Sun. Nov. 5*	at Tennessee Titans	1:00 p.m.
Sun. Nov. 12	BYE	
Sun. Nov. 19*	at Green Bay Packers	1:00 p.m.
Mon. Nov. 27	HOUSTON TEXANS	8:30 p.m. (ESPN)
Sun. Dec. 3*	DETROIT LIONS	1:00 p.m.
Sun. Dec. 10*	at Pittsburgh Steelers	8:30 p.m. (NBC)
Sun. Dec. 17*	at Cleveland Browns	1:00 p.m.
Sat. Dec. 23	INDIANAPOLIS COLTS	4:30 p.m. (NFLN)
Sun. Dec. 31*	CINCINNATI BENGALS	1:00 p.m.

*Flexible Scheduling Games Home Games in CAPS All Times Eastern

SPOTLIGHT: RONNIE STANLEY



Pos: LT **Ht:** 6-6 **Wt:** 320 **Exp. (NFL/Ravens):** 2/2
College: Notre Dame **Hometown:** Las Vegas, NV

Can you talk about your involvement with Baltimore Animal Rescue and Care Shelter (BARCS)? "It advocates 'adopt, don't shop.' The organization raises awareness of overpopulation and abusive relationships that a lot of people have with their pets and animals, in general."

You adopted your dog, right? "Yes, two of them. One's a pit bull, and one's a pit bull/mastiff puppy. I just got the puppy this year, and he's a lot. Their names are Rico and Lola."

This summer you connected with former Raven and Hall of Famer Jonathan Ogden. What was that like? "It was really cool. He's from my home state, so when I went home, we hung out. He worked out with me a little bit. I went out golfing with him and his son. He's been a great mentor and has guided me along the way."

Did Ogden give you advice for 2017? "He said to keep improving. He was very happy with what I was doing. He was just telling me to keep trying to improve and to keep doing what I'm doing."

Do you golf often? "I don't, but I want to. I was excited when Jonathan Ogden asked me to go golfing because I want to learn [how to play]. I want to learn from someone who knows how to play, and I know he knows how to play. He actually taught me how to hit the ball. So, that was cool."

What's the difference between Year 1 and Year 2? "In Year 2, I definitely feel more comfortable, just understanding my teammates and who everyone is, their personalities. It's allowed me to be myself."

What advice would you give to other young players that you might have learned in your rookie year? "Be a good rookie. When I say that, I mean don't talk much; just do what you're told. It'll come along from there. You'll get more freedoms as you perform. You do your job first, and the other fun stuff will happen later."

Describe O-line coach Joe D'Alessandris in one word. "Upbeat."

If you could play any other position other than your own, what would it be? "Defensive end. That's a fun position. You make sacks, and even if you don't make a sack, you don't really get in trouble."

What has been the toughest stadium to play in? "From college, it was at Michigan. That was brutal. There were over 100,000 people there. It's a big stadium, and [Michigan] oversold the game because it was [Notre Dame's] last game playing there. There's a huge rivalry between us, and it was a night game. I couldn't hear anything."

RAVENS RUSH ATTACK

Here are several notes highlighting the Ravens' rushing attack entering Week 5's game at Oakland.

- ✓ The Ravens are averaging 127.3 rushing yards per game, a mark that ranks ninth in the NFL.
- ✓ The Ravens have produced 14 runs of 10-plus yards, tying for the NFL's fourth most.
- ✓ **RB Alex Collins**, who was activated from the Ravens' practice squad on Sept. 16, has gained 206 rushing yards on 25 attempts (8.2 avg.) in just three games.
- ✓ Collins' 8.2 yards-per-carry average ranks No. 1 in the NFL. In second is KC's Kareem Hunt (7.4 ypc).
- ✓ Collins is one of three NFL rushers to gain at least 200 yards on fewer than 45 carries (DeMarco Murray, 42 for 215 & LaGarrette Blount, 42 for 249).

NOTE OF THE WEEK

Through four games, the Ravens' defense has registered an NFL-best 9 interceptions. Three Ravens (**CB Brandon Carr**, **DB Lardarius Webb** & **S Eric Weddle**) each own 2 thefts, making Baltimore the only NFL team to have three players post at least 2 INTs, entering Week 5.

NFL INTS LEADERS (2017 Season)

Rk.	Team	INTs
1.	Baltimore	9
2.	Detroit	7
3.	Buf./Ind.	6

RAVENS INTS LEADERS (2017 Season)

Rk.	Player	INTs
1.	Brandon Carr	2
	Lardarius Webb	2
	Eric Weddle	2

WEEK 5 NUMBERS TO NOTE

5

Receptions needed for **WR Mike Wallace** to reach 500 for his career. He also needs just 1 TD to hit 55-career receiving scores.

100

Receiving yards **WR Mike Wallace** needs to hit 7,500 receiving yards in his career. With 5 more receptions and 100 yards, he would become the 10th active player to accomplish the 500/7,500 milestone.

120

Sacks **OLB Terrell Suggs** will reach for his career if he notches 2.5 more. The Ravens' all-time sacks leader has 117.5 QB drops, which rank second among active NFL defenders.

700

Career points **K Justin Tucker** will reach when he scores 12 more points. "Tuck" is also just 3 FGs shy of 175 made during his career.

2017 AFC NORTH STANDINGS

Teams	W	L	T	Home	Road	Div.	Con.	PF	PA
Pittsburgh	3	1	0	1-0	2-1	2-0	2-0	90	59
Baltimore	2	2	0	1-1	1-1	2-1	2-2	60	80
Cincinnati	1	3	0	0-2	1-1	1-1	1-2	64	67
Cleveland	0	4	0	0-2	0-2	0-3	0-4	63	107



S ERIC WEDDLE ON THE RAVENS' MINDSET GOING FORWARD

"It's a long season. No one's pressing the panic button. We're just not playing well enough to win in all three phases. That's the bottom line, so we'll get back to work, look at our mistakes, get a great game plan and get ready to go out there again, because no one's going to feel sorry for us. This league is ruthless. If you're down, they're going to keep you down, and they want to stomp you out. We'll fight, and guys are getting better. We believe in this team. The belief is there, we just all need to get a little bit better. If everyone gets a little bit better, we'll start faster and be able to win these games."

Pittsburgh head coach Mike Tomlin on what sets OLB Terrell Suggs apart from other defenders:

"I think it's his football intelligence. His physical talents are what they are, and they are well-documented. He is athletic. He is powerful. But his awareness, his feel for the game is displayed statistically in the number of passes that he bats and the fact that he is always not just playing for a sack, but that he is a ball-aware guy; he is a sack-fumble guy. I think his football intelligence is on display in just about every element of his game. He is a very aware player. He makes plays because of that. He has very good hands and eyes."

S Eric Weddle on rookie CB Marlon Humphrey:

"He sure has been impressive. I love his demeanor. I love how it hasn't been too big for him. He's physical at the line of scrimmage. He can run with anyone. The guy can fly. We're excited about our depth. We're excited about what we can do in our secondary, just matching up and being able to play aggressive and still do what we want to do. We have guys that can cover, that can run and play physical. He'll show up in the run game. He's been a joy to be around; he has a bright future. When he gets in there, we expect big things."

OLB Terrell Suggs on the Ravens needing to improve:

"We're all dedicated. Yes, [losing] sucks, but the sun is going to come out tomorrow. We're 2-2. We can still do everything we want to do. Man for man, we have to be committed within ourselves to do everything we can to get it fixed."

WR Mike Wallace on the offense finding a way to click:

"It's always frustrating when you can't score points. With the talent that we have on offense, it's crazy. We have so many players and so many weapons – we're just not making plays. We just have to find a way. A quarter of the season is gone, and our offense just hasn't found ways to make plays. I know that we will. I'm more than confident that we will. We've got to find a way to do it. We've got to get it going."

LB C.J. Mosley on coming off two tough losses:

"As a leadership and as a team, we've got to see what our weaknesses are. We've got to correct it quickly. Even though it seems like the season is over, we're 2-2, and it's only Week 4, and we've got another AFC opponent this week, a great team in Oakland. It's going to be a tough road game. We've got to look at it, correct the mistakes and get ready to play."

CB Brandon Carr on the mindset he's embodied throughout his 10-year career:

"I never stop working. In the midst of everything that people write about me and say for however many years, I kept my head down and kept grinding. I know who I am as a player and who I am as a person. I have some goals still to accomplish. I'm in a great environment with some great players in a great scheme. I'm just trying to win each and every day."

WR Mike Wallace on if he or the Ravens' offense are searching for confidence:

"I don't think it's confidence; I just think [improvement] has to happen. I can't get any more confident than I already am. I'll tell you right now, whether we win 99-0 or lose 99-0, it's not going to change my confidence. I don't care who it is; I don't think there's a player in this league that can stop me. I can make a play on anybody, but it doesn't matter if you don't go out there and do it. To answer the confidence thing, I don't think my confidence is going anywhere. Mine, personally, isn't going anywhere."

RB Alex Collins on whether the three-man RB rotation allows him to get into a rhythm:

"Definitely. It doesn't get me out of a rhythm. We're all fresh, and we all get to ground and pound at the same time. And it gives us an opportunity to be the fresh guy out there. That's what we do in practice, and we just carry it over into the game."



RAVENS / OPPONENT INFORMATION

2017 RANKINGS

DEFENSE

Category	--Ravens--		--Raiders--	
	Stats	Rank	Stats	Rank
Total Defense	349.5	21	347.8	20
Rush Defense	127.3	25	120.0	24
Pass Defense	222.3	16	227.8	19
Points Per Game	20.0	14	19.8	13
3rd-Down Def. %	30.8	3	45.6	26t
4th-Down Def. %	60.0	25	n/a	1t
Red Zone Def. (TD%)	46.7	11	25.0	1

OFFENSE

Category	--Ravens--		--Raiders--	
	Stats	Rank	Stats	Rank
Total Offense	269.8	30	287.8	28
Rush Offense	127.3	9	86.3	24
Pass Offense	142.5	32	201.5	21
Points Per Game	15.0	30t	22.8	16t
3rd-Down Off. %	36.7	24	31.9	28
4th-Down Off. %	0.0	21t	33.3	17t
Red Zone Off. (TD%)	54.5	18	66.7	3t

TEAM

Category	--Ravens--		--Raiders--	
	Stats	Rank	Stats	Rank
Turnover Ratio	+2	8t	even	13t
Penalties	34	27t	25	9
Penalty Yards	273	26t	238	15

SERIES HISTORY

- **Regular Season Series:** Ravens lead, 6-3.
- **In Oakland:** Ravens are 1-2 (2-2 including playoffs).
- **In Baltimore:** Ravens are 5-1.
- **Since 2006:** Ravens have won four of past six games.
- **Postseason:** The Ravens are 1-0, winning the 2000 AFC Title.

ALL-TIME RAVENS-RAIDERS RESULTS

Date	Location	Result	Attendance
09-01-96	Baltimore	Ravens, 19-14	64,124
11-08-98	Baltimore	Ravens, 13-10	69,037
01-14-01*	Oakland	Ravens, 16-3	62,784
12-14-03	Oakland	Raiders, 20-12	45,398
09-17-06	Baltimore	Ravens, 28-6	70,744
10-26-08	Baltimore	Ravens, 29-10	71,254
01-03-10	Oakland	Ravens, 21-13	38,400
11-11-12	Baltimore	Ravens, 55-20	71,339
09-20-15	Oakland	Raiders, 37-33	53,500
10-02-16	Baltimore	Raiders, 28-27	71,152

* AFC Championship Game

UNDER COACH HARBAUGH

- Under **John Harbaugh** (since 2008), the Ravens are 10-8 against teams from the AFC West, including a 4-4 mark on the road.
- Coach Harbaugh's Ravens are 3-2 against the Raiders, including 1-1 on the road.
- Baltimore is 66-46 vs. teams from the AFC during coach Harbaugh's tenure. This ranks as the fourth-best record for AFC inter-conference play since 2008.

2017 TEAM LEADERS

PASSING YARDS (TDs/INTs)

Joe Flacco 601 (4/6) Derek Carr 753 (7/2)

RUSHING YARDS (YPC)

Alex Collins 206 (8.2) Marshawn Lynch . . . 151 (3.4)
Javorius Allen 159 (3.5) Jalen Richard 91 (6.1)

RECEIVING YARDS (CATCHES)

Benjamin Watson . . 146 (16) Jared Cook 170 (16)
Jeremy Maclin 116 (10) Michael Crabtree . . . 170 (13)
Javorius Allen 85 (16) Amari Cooper 110 (12)

POINTS

Justin Tucker 18 Giorgio Tavecchio 31
Jeremy Maclin 12 Michael Crabtree 18
Terrance West 12 Seven Players 6

INTERCEPTIONS (YARDS)

Brandon Carr 2 (24) n/a n/a
Lardarius Webb 2 (10) n/a n/a
Eric Weddle 2 (2) n/a n/a

SACKS (YARDS)

Terrell Suggs 3 (-15) Khalil Mack 4 (-28)
Six Players 1 (n/a) Mario Edwards Jr. . . 3 (-13.5)

TACKLES (SOLO)

C.J. Mosley 38 (31) Cory James 32 (22)
Tony Jefferson 22 (16) Karl Joseph 27 (21)
Eric Weddle 18 (13) Khalil Mack 23 (18)

GROSS PUNTING (NET)

Sam Koch 44.3 (41.2) Marquette King . . . 52.6 (47.5)

FIELD GOALS (PCT.)

Justin Tucker 4/6 (66.7) Giorgio Tavecchio . . 7/7 (100.0)

PUNT RETURN YARDS (AVG.)

Michael Campanaro . . 42 (6.0) Jalen Richard 30 (4.3)

KICKOFF RETURN YARDS (AVG.)

Alex Collins 50 (25.0) Cord. Patterson . . . 208 (29.7)

2017 TALE OF THE TAPE

Category	Ravens	Raiders
Record	2-2	2-2
Current Streak	Lost 2	Lost 2
Points Scored	60	91
TDs Scored	7	10
Rushing TDs Scored	2	3
Passing TDs Scored	5	7
TDs on Returns	0	0
Points Against	80	79
TDs Allowed	9	7
Rushing TDs Allowed	3	1
Passing TDs Allowed	6	6
TDs on Returns Allowed	0	0
Time of Poss. Avg.	29:28	27:55
KOR Avg. For	24.0	27.9
KOR Avg. Against	15.4	23.5
PR Avg. For	6.0	4.3
PR Avg. Against	3.9	6.4
Sacks	9	10
Sacks Allowed	9	9
Interceptions	9	0
Interceptions Thrown	6	3
Own Fumbles Lost	3	1
Opp. Fumbles Recovered	2	4



RAVENS / OPPONENT INFORMATION

TOP RAVENS-RAIDERS CONNECTIONS

PRO CONNECTIONS

- Raiders G Kelechi Osemele signed with Oakland during the 2016 offseason after spending four years (2012-15) with the Ravens. (He was drafted by Baltimore in the second round.)
- Ravens G/C **Tony Bergstrom** (2012 & 2015) and T **Austin Howard** (2014-16) both played on the Raiders' O-line. Howard appeared in 40 games (39 starts) in his three years in Oakland.
- Raiders head coach Jack Del Rio guided the Ravens' LBs from 1999- 2001, while cornerbacks coach Rod Woodson played four seasons (1998-2001) in Charm City. Both earned Super Bowl rings with the Ravens in 2000.
- Ravens linebackers coach **Don Martindale** worked with Oakland's LBs from 2004-08.
- The late Al Davis, former Raiders owner and GM, worked as a scout for the Baltimore Colts in 1954.

COLLEGE CONNECTIONS

- Ravens senior offensive assistant **Craig Ver Steeg** was a graduate assistant at USC for two seasons (1984-85) and crossed paths with Raiders head coach Jack Del Rio (1981-84).
- Two Ravens attended colleges in California: **RB Javorius Allen** (USC) and **CB Sheldon Price** (UCLA).
- Ravens assistant special teams coach **Chris Horton** attended UCLA (2003-07) and then joined the coaching staff from 2012-13 as a quality control coach. Also, Ravens offensive assistant **Matt Weiss** was a graduate assistant (2005-07) and defensive and special teams assistant (2008) at Stanford.
- Raiders **LS Jon Condo** played at the University of Maryland (2000-03), where he was a long snapper and reserve DE.

HOMETOWN/HIGH SCHOOL/CONNECTIONS

- Many Ravens hail from the Golden State: asst. O-line coach **Richard Angulo** (Santa Ana), national scout **Milt Hendrickson** (Huntington Beach), asst. special teams coach **Chris Horton** (Los Angeles), **S Tony Jefferson** (Chula Vista), **WR Chris Matthews** (Long Beach), offensive coordinator **Marty Mornhinweg** (San Jose), **TE Vince Mayle** (Sacramento), **CB Sheldon Price** (La Puente), **G Nico Siragusa** (Chula Vista), **CB Jimmy Smith** (Fontana), senior off. asst. **Craig Ver Steeg** (Redondo Beach), **S Eric Weddle** (Alta Loma), **WR Tim White** (Santa Clarita). ... Ravens practice squad members from California are: **FB Ricky Ortiz** (Santa Ana) and **G Maurquice Shakir** (Pacific Palisades).
- Raiders rookie LB Marquel Lee is from Waldorf, MD.

STANDOUTS VS. RAIDERS

CB BRANDON CARR

G	TT	Solo	AS	INT	TD	FF	FR	Sk-Yds	PD
9	22	20	2	2-2	0	0	2	0-0	8

- In his most recent game vs. Oakland (while playing for Dallas on 11/28/13, Carr tallied 3 solo tackles and 1 INT.

QB JOE FLACCO

Record	Att.	Cmp.	Pct.	Yds	TDs	INT	Rate
3-2	173	108	62.4	1,265	7	2	93.2

- In 2016's defeat to Oakland, Flacco was 32-of-53 for 298 yards and 1 TD.
- During the Ravens' 2012 Super Bowl season, Flacco completed 21 of 33 passes for 341 yards, 3 TDs and 1 INT in Baltimore's 55-20 win over Oakland. Flacco also rushed for a 1-yard TD that day.
- As a rookie in 2008, Flacco threw 1 TD, rushed for another and reeled in a diving 43-yard reception from QB Troy Smith in the Ravens' 29-10 win.

WR JEREMY MACLIN

G	Rec.	Yds	Avg.	LG	TDs	1st	25+
5	17	220	12.9	38	3	10	2

- While playing for the Chiefs on 12/6/15, Maclin led his team to victory over Oakland by posting catches for 95 yards and 2 TDs.

OLB TERRELL SUGGS

G	TT	Solo	AS	INT	TD	FF	FR	Sk-Yds	PD
6	22	16	6	0-0	0	1	1	4-35	3

- Suggs' best game against the Raiders came in 2006, when he posted 7 tackles, 2 sacks, 1 FF and 1 FR in the Ravens' 28-6 win.
- Suggs recorded 3 tackles, including 1 sack, in the Ravens' 21-13, playoffs-clinching win at Oakland during the 2009 season.

WR MIKE WALLACE

G	Rec.	Yds	Avg.	LG	TDs	1st	25+
6	21	359	17.1	52t	3	15	3

- Wallace posted two 100-yard receiving games against the Raiders (2010 & 2012), while last season, he reeled in 4 catches for 44 yards in Baltimore's defeat to Oakland.

S ERIC WEDDLE

G	TT	Solo	AS	INT	TD	FF	FR	Sk-Yds	PD
18	97	74	23	1-0	0	0	0	0-0	6

- Weddle's INT vs. Oakland came in 2013, when he helped San Diego capture a 26-13 win by also posting 4 tackles on the day.

WEEK 4 RECAP VS. PITTSBURGH

STEELERS 26, RAVENS 9 • WEEK 4, OCT. 1 • M&T BANK STADIUM

For the second-straight week, Baltimore struggled in the first half, falling behind 19-0, on its way to a 26-9 home loss to the rival Steelers at M&T Bank Stadium. Pittsburgh moved into first place in the AFC North with a 3-1 mark, while the Ravens, losers of two in a row, dropped to 2-2. The Ravens appeared to have rallied when they got within one possession of tying the game with 6:02 left in the third quarter. **QB Joe Flacco** hit **WR Mike Wallace** with a 16-yard TD strike. When **RB Terrance West** converted the 2-point play, the score was 19-11. However, an official's review reversed the West points, and that made the difference 10 at 19-9. Flacco then produced two fourth-quarter interceptions, the first to LB Ryan Shazier and the second to CB Mike Hilton. On Pittsburgh's first possession of the game, which ended with a K Chris Boswell 30-yard FG, the Steelers held the ball 10:23 on a 16-play, 84-yard drive. Boswell's second FG (49 yards) gave the visitors a 6-0 lead in the second quarter. After a fumble by Ravens' **RB Alex Collins** at the Baltimore 28-yard line, the Steelers scored the game's first TD on a 1-yard RB Le'Veon Bell run. After a 3-and-out by the Ravens' offense, the Steelers scored again on an 11-yard QB Ben Roethlisberger TD throw to WR JuJu Smith-Schuster. A 2-point conversion failed, making the score 19-0 after two quarters. The game's final TD came on another Bell 1-yard TD score with 2:26 remaining in the contest. Bell finished the game with 144 rushing yards (4.1 avg.) and added 4 catches for 42 yards. "Big Ben" was 18-of-30 for 216 yards. Collins led the Ravens with 82 yards on 9 rushes, while Wallace's 6 catches for 55 yards were tops in both categories in the game. Flacco was 31-of-49 for 235 yards and was sacked 4 times. The Steelers decidedly owned the time-of-possession edge, 35:29 to 24:31.



RAVENS WINNING WAYS

TOP FRANCHISES / SINCE 2000

TOTAL WINS

1. New England Patriots . . . 228
2. Pittsburgh Steelers . . . 193
3. Indianapolis Colts . . . 189
4. Green Bay Packers . . . 186
- 5. BALTIMORE RAVENS . . . 174**
- Denver Broncos . . . 174

SUPER BOWL BERTHS

1. New England Patriots . . . 7
2. New York Giants . . . 3
- Pittsburgh Steelers . . . 3
- Seattle Seahawks . . . 3
- 5. BALTIMORE RAVENS . . . 2**
- Car., Den., Ind. 2

SUPER BOWL TITLES

1. New England Patriots . . . 5
- 2. BALTIMORE RAVENS . . . 2**
- New York Giants . . . 2
- Pittsburgh Steelers . . . 2
- Den., GB, Ind., 1
- NO, Sea., TB 1

CONF. TITLE GAMES

1. New England Patriots . . 11
2. Pittsburgh Steelers 6
3. Philadelphia Eagles 5
- 4. BALTIMORE RAVENS 4**
- Green Bay Packers 4
- Indianapolis Colts 4

WINNING SEASONS

1. New England Patriots . . 16
2. Green Bay Packers 14
3. Indianapolis Colts 13
- Pittsburgh Steelers 13
- 5. BAL., Den., Phi., Sea. . . . 11**

PLAYOFF BERTHS

1. New England Patriots . . 14
2. Indianapolis Colts 13
- Green Bay Packers 13
4. Pittsburgh, Seattle 11
- 6. BALTIMORE, Philadelphia . . 10**

PLAYOFF GAMES

1. New England Patriots . . 34
2. Green Bay Packers 24
- Indianapolis Colts 24
- Pittsburgh Steelers 24
- 5. BALTIMORE, Seattle 23**

PLAYOFF WINS

1. New England Patriots . . 25
- 2. BALTIMORE RAVENS . . . 15**
- Pittsburgh Steelers 15
4. Seattle Seahawks 13
5. Green Bay, Indianapolis . . 12

SUPER BOWL CHAMPIONS



**LB Ray Lewis - 2000
Super Bowl XXXV MVP**

In a magnificent effort showcasing thrilling performances by their defense, offense and special teams units, the Baltimore Ravens won Super Bowl XXXV with a 34-7 victory over the New York Giants. Allowing the Giants a meager 152 total net yards, New York's attack crossed midfield just twice, while Baltimore's "D" posted 4 INTs. LB Ray Lewis was named the game's MVP, capping an accolade-filled season in which he was also tabbed the NFL's Defensive Player of the Year.



**QB Joe Flacco - 2012
Super Bowl XLVII MVP**

Baltimore defeated San Francisco, 34-31, in Super Bowl XLVII, capturing the franchise's second World Championship. After an amazing first-half performance, the Ravens took a commanding 28-6 lead. But following a bizarre, 34-minute power outage that halted play, the 49ers stormed back into contention. Clinging to a 34-29 edge late in the game, the Ravens stood firm on a pivotal goal-line stand, jamming SF on four-straight plays inside the 7-yard line. QB Joe Flacco was named the game's MVP.

PLAYOFF PERFORMERS

PLAYOFF WINNING PERCENTAGE (Since 1970 Merger)

Rk.	Team	Record	Pct.
1.	BALTIMORE RAVENS**	15-8	.652
2.	New England Patriots*****	31-18	.633
3.	New York Giants****	20-12	.625
4.	San Francisco 49ers*****	30-19	.612
5.	Pittsburgh Steelers*****	36-23	.610

* Number of Super Bowl Titles

JOHN HARBAUGH ERA (SINCE 2008)

PLAYOFF BERTHS

1. Green Bay Packers 8
- New England Patriots . . . 8
- 3. BALTIMORE RAVENS 6**
- Cincinnati Bengals 6
- Indianapolis Colts 6
- Pittsburgh Steelers 6
- Seattle Seahawks 6

TOTAL WINS

1. New England Patriots . . 123
2. Green Bay Packers . . . 105
3. Pittsburgh Steelers . . . 104
- 4. BALTIMORE RAVENS . . . 97**
5. Denver Broncos 96
6. Indianapolis Colts 93

PLAYOFF WINS

1. New England Patriots . . 11
- 2. BALTIMORE RAVENS . . . 10**
3. Green Bay Packers 9
- Seattle Seahawks 9
5. Pittsburgh Steelers 8

PLAYOFF GAMES

1. New England Patriots . . 17
2. Green Bay Packers 16
- 3. BALTIMORE RAVENS . . . 15**
4. Seattle Seahawks 14
5. Pittsburgh Steelers 13

AFC TITLE GAMES

1. New England Patriots . . 6
- 2. BALTIMORE RAVENS . . . 3**
- Pittsburgh Steelers 3
4. Denver Broncos 2
- Indianapolis Colts 2
- New York Jets 2

PLAYOFF ROAD WINS

- 1. BALTIMORE RAVENS 7**
2. Green Bay Packers 5
3. New York Jets 4
4. San Francisco 49ers 3
5. NY Giants, Philadelphia . . 2
- Pittsburgh, Seattle 2

REG. SEASON WINS

1. New England Patriots . . 112
2. Green Bay Packers 96
- Pittsburgh Steelers 96
4. Denver Broncos 90
5. Atlanta Falcons 88
- Indianapolis Colts 88
- 7. BALTIMORE RAVENS . . . 87**

REG. SEASON HOME WINS

1. New England Patriots . . 63
2. Green Bay Packers 58
- 3. BALTIMORE RAVENS . . . 55**
4. Pittsburgh Steelers 53
5. Seattle Seahawks 51
6. Denver Broncos 50
7. Atl., Ind. & Min. 49

SUPER BOWL SUCCESS

The Baltimore Ravens are one of four franchises (New England, NY Giants and Pittsburgh) to win multiple Super Bowls since 2000.



HEAD COACH JOHN HARBAUGH

ALL-TIME RAVENS COACHING RECORDS

John Harbaugh is the third head coach in Baltimore Ravens history. He is the franchise's all-time winningest coach (97 total victories), with Brian Billick (85) ranking second.

SEASONS
RAVENS: 10TH
NFL: 20TH

Coach	Seasons	Reg. Season	Playoffs	Total
John Harbaugh	2008-17	87-61	10-5	97-66
Brian Billick	1999-2007	80-64	5-3	85-67
Ted Marchibroda	1996-98	16-31-1	n/a	16-31-1



HARBAUGH HEAD COACHING RECORDS (2008-17)

- Overall Career Record 97-66
- Regular Season Record 87-61
- at Home 55-19
- on Road 32-42
- vs. AFC 66-46
- vs. AFC North 36-21
- vs. Oakland Raiders 3-2
- vs. NFC 21-15
- Playoffs Record 10-5
- Home Playoff Games 2-0
- Road Playoff Games 7-5
- Super Bowl Record 1-0

RAVENS WINS UNDER HARBAUGH

Including playoffs (10-5), the Ravens are 97-66 since **John Harbaugh** became head coach in 2008, producing the NFL's fourth-most total victories. "Harbs" has led the Ravens to 87 regular season wins, ranking seventh most since 2008.

TOTAL NFL WINS / INCLUDING PLAYOFFS (Since Harbaugh's 2008 Baltimore Arrival)

Rk.	Team	Total Wins
1.	New England Patriots	123
2.	Green Bay Packers	105
3.	Pittsburgh Steelers	104
4.	Baltimore Ravens	97
5.	Denver Broncos	96

HARBAUGH SEASON-BY-SEASON

Year	Record	Playoffs (Result)
2017	2-2	TBD
2016	8-8	No Playoff Berth
2015	5-11	No Playoff Berth
2014	10-6	1-1 (Advanced to Divisional Round)
2013	8-8	No Playoff Berth
2012	10-6	4-0 (won Super Bowl XLVII)
2011	12-4	1-1 (Advanced to AFC Championship)
2010	12-4	1-1 (Advanced to Divisional Round)
2009	9-7	1-1 (Advanced to Divisional Round)
2008	11-5	2-1 (Advanced to AFC Championship)

HARBS IS HISTORICALLY GOOD

MOST PLAYOFF WINS BY A COACH / FIRST NINE SEASONS (Since 1970 Merger)

Coach (Team)	Playoff Wins	Seasons
Joe Gibbs (Was.)	11	1981-89
John Harbaugh (Bal.)	10	2008-16
George Seifert (SF, Car.)	10	1989-96, '99

THE HARBAUGH FILE

John Harbaugh has led the Ravens to a playoff berth in six (2008-12 & 2014) of his nine full seasons in Baltimore, and in 2012, captured the franchise's second Super Bowl title. Under his guidance, the Ravens have secured an appearance in three AFC Championships (2008, 2011 & 2012).

Here are several Harbaugh quick hits:

- The Ravens are one of seven teams with at least six playoff berths in the past nine seasons (2008-16): GB (8), NE (8), Bal. (6), Cin. (6), Ind. (6), Pit. (6) & Sea. (6).
- The Ravens' 10 playoff wins since 2008 rank second only to New England's 11.
- "Harbs" is the only head coach in NFL history to win a playoff game in each of his first four and five seasons.
- John and his brother, Jim (formerly of the 49ers), are the only head coaches to advance to three conference title games in the first five years as NFL bosses.
- Harbaugh is the only coach in NFL history to win a playoff game in six of the first seven seasons of a coaching career.
- In 2012, Harbaugh became the third coach (with Bill Cowher & Chuck Knox) since the 1970 merger to guide his team to the playoffs in each of his first five seasons.
- Harbaugh owns the second-most playoff wins (10, tied) by a coach in his first nine seasons (since the 1970 merger).
- With the Ravens' 2014 playoff berth, Harbaugh became one of eight coaches in NFL history to make the postseason in six of their first seven seasons coaching.
- For coaches to make the playoffs in at least six of their first nine years, "Harbs" is one of five active coaches to do so (Pete Carroll, Mike McCarthy, Andy Reid & Mike Tomlin).
- Harbaugh, Tom Landry (Dal.) and Tom Coughlin (Jax./NYG) own the most road playoff wins (7) by a HC in NFL history.



HEAD COACH JOHN HARBAUGH

ACTIVE HEAD COACH WINNING PERCENTAGE

John Harbaugh owns the fifth-best winning % (.595) among active NFL coaches, compiling a 97-66 record (including playoffs). For head coaches who've coached a minimum of 90 games, he's fourth to Bill Belichick, Mike McCarthy and Mike Tomlin.

ACTIVE HEAD COACHES / CAREER WINNING PERCENTAGE (Totals Include Regular Season and Playoff Games / Min. 40 Games)

Rk.	Coach	Team	Seasons	Record	Pct.
1.	Bill Belichick	Cle./NE	1991-95, 2000-17	265-127	.676
2.	Mike McCarthy	Packers	2006-17	127-70-1	.644
3.	Mike Tomlin	Steelers	2007-17	114-64	.640
4.	Bruce Arians	Cardinals	2013-17	44-26	.628
5.	John Harbaugh	Ravens	2008-17	97-66	.595
6.	Chuck Pagano	Colts	2012-17	53-37	.589
	Sean Payton	Saints	2006-17	102-71	.589

TRENDS UNDER HARBS

On grass.	31-25
Artificial turf	56-36
September.	22-11
October.	14-20
November	28-11
December	20-17
January	3-2
Leading at halftime	68-17
Leading After 3 quarters.	76-14
When scoring first.	64-19
Positive or even turnover ratio.	68-25
Scoring 20 or more points	70-24
Scoring 30 or more points	32-4
Totaling 350 or more net yards.	46-22
Rushing for 150 or more yards.	27-5
Holding opp. under 250 net yards	30-6
Holding opp. under 21 points.	70-14
Holding opp. under 15 points.	53-6

POSTSEASON SUCCESS: ACTIVE COACHES

PLAYOFFS WIN PERCENTAGE

Rk.	Coach	Rec.	Pct.
1.	Bill Belichick	26-10	.722
2.	John Harbaugh	10-5	.667
	Dan Quinn	2-1	.667
4.	Sean Payton	6-4	.600
5.	Pete Carroll	10-7	.588

SUPER BOWL TITLES

1. Bill Belichick	5
2. John Harbaugh	1
Pete Carroll	1
Mike McCarthy	1
Sean Payton.	1
Mike Tomlin.	1

HARBAUGH'S PATH TO THE NFL

Team	Position	Years
Baltimore Ravens	Head Coach	2008-17
Philadelphia Eagles	Secondary	2007
Philadelphia Eagles	Special Teams Coord.	1998-2006
Indiana University	DBs/Special Teams Coord.	1997
University of Cincinnati	Assistant Head Coach	1995-96
University of Cincinnati	TEs/OLBs/RBs/Special Teams	1989-94
Morehead State	DBs/ST Coord./S&C Coach	1988
University of Pittsburgh	Tight Ends	1987
Western Michigan	Graduate Assistant	1984-86

RAVENS UNDER HARBAUGH: SINCE 2008



AFC TITLE GAMES
(2nd Most - tied, Pit.)



ROAD PLAYOFF WINS
(NFL High)



PLAYOFF WINS
(2nd Most, NE - 11)



WINS AT HOME
(3rd Most)



TOTAL VICTORIES
(4th Most)



"John is the best coach I know, the best I've ever come across or competed against. I'm envious of the grasp he has of the entire game. I think offensively and with quarterback play, I'm right there with him. But I've got a ways to go in terms of special teams and understanding defense the way he does. I'm half as good as John is, but I'm trying."

- Jim Harbaugh on his brother, John

JERRY ROSBURG & SPECIAL TEAMS NOTES



ROSBURG LEADS RAVENS SPECIALISTS

SEASONS
RAVENS: 10TH
NFL: 17TH

Special teams coordinator/associate head coach **Jerry Rosburg** has guided a strong special teams group since arriving in Baltimore in 2008. Below are several standout notes about the coach and his successful group of specialists:

SIX PRO BOWLERS

• Six Ravens have earned eight combined Pro Bowl honors while playing for Rosburg: ST **Brendon Ayanbadejo** (2008), K **Billy Cundiff** (2010), RS **Jacoby Jones** (2012), K **Justin Tucker** (2013 & 2016), LS **Morgan Cox** (2015 & 2016) and P **Sam Koch** (2015).

PRIME KICKER & PUNTER

• Two-time Pro Bowl K **Justin Tucker**, who Rosburg scouted and helped sign as a rookie free agent, owns the NFL's most FGs (172) since entering the NFL in 2012. With an 89.1% career success mark, "Tuck" is the second-most accurate kicker in league history (172-of-193 on FGAs). Earning his first Pro Bowl nod in 2015, P **Sam Koch**'s 46.7 gross average ranked No. 9 in the NFL that season, while his 42.9 net average was No. 2. In 2014, Koch posted the NFL's No. 3 gross (47.4) and No. 1 net (43.3) averages, both career highs and Ravens records.

RAVENS' BIG RETURNS

• Led by Pro Bowl RS **Jacoby Jones** in the 2012 Super Bowl season, Baltimore ranked first in the NFL in KOR average (27.3). Jones, who became the first player ever to record dual KORs of at least 105 yards in a career, tied for a league-leading 3 kick return TDs (2 KORs & 1 PR). He also tied an NFL record for longest KOR in a Super Bowl with his 108-yard KOR-TD. (In 2014's game at Pit., he added another 108-yarder to his resume, marking 4 total KOR-TDs over 100 yards in his career.)

ROSBURG'S PAST

• Prior to Baltimore, Rosburg built a successful NFL special teams resume with the Browns (2001-06) and Falcons (2007). Over a five-year span (2002-06), Cleveland's special teams were ranked as the top NFL unit in *The Dallas Morning News'* annual comprehensive report.

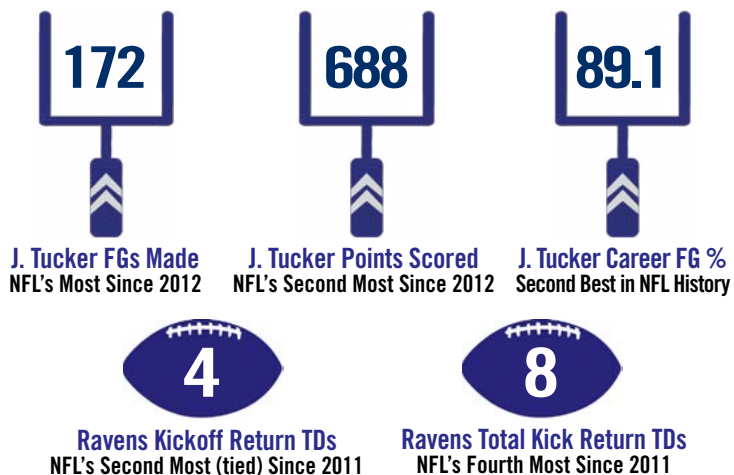
BALTIMORE BLOCK PARTY

Since 2014, the Ravens have produced the NFL's most blocked kicks (12), including an NFL-high 4 (tied, Mia.) in 2016.

MOST BLOCKED KICKS (Since 2014)			MOST BLOCKED KICKS (2016 Season)		
Rk.	Team	Blocks	Rk.	Team	Blocks
1.	Baltimore	12	1.	Baltimore	4
2.	Miami	10		Miami	4
	Philadelphia	10	3.	Five Teams	3

RAVENS' NFL-HIGH 12 BLOCKS: BREAKDOWN (SINCE 2014)

Total Blocks	12	1st Qtr.	2	When Losing	8
FG Blocks	6	2nd Qtr.	1	When Winning	2
PAT Blocks	3	3rd Qtr.	3	When Tied	2
Punt Blocks	3	4th Qtr.	6	Record w/ Block	7-5



FIVE STRAIGHT IN THE TOP 5

In the past five full seasons (2012-16), the Ravens' special teams units have consistently been acknowledged as one of the league's best. In the annual special teams report from *The Dallas Morning News*, senior NFL writer Rick Gosselin has ranked Baltimore in the NFL's Top 5 for five-straight seasons. (Gosselin's report is recognized by NFL teams as a special teams measuring stick.)

RAVENS SPECIAL TEAMS RANKINGS IN THE DALLAS MORNING NEWS' ANNUAL REPORT (Past Five Full Seasons)

Season	Ranking
2016	5th
2015	1st
2014	5th
2013	5th
2012	2nd

No other NFL team has been in the Top 5 in each of the past five full seasons.

TOP KOR AVERAGES

Since 2008, when **Jerry Rosburg** became the Ravens' ST coordinator, Baltimore owns the NFL's No. 1 KOR average (25.2).

NFL KICKOFF RETURN AVERAGE (Since 2008 / Rosburg's Baltimore Tenure)

Rk.	Team	KOR	Yards	Avg.	Long	TDs
1.	Baltimore Ravens	414	10,423	25.2	108t	6
2.	Minnesota Vikings	483	11,864	24.6	109t	10
3.	Atlanta Falcons	345	8,333	24.0	102t	1
4.	New York Jets	468	11,209	23.8	107t	6
5.	Seattle Seahawks	424	10,098	23.6	105t	5

MARTY MORNHINWEG & OFFENSIVE NOTES

MARTY MANS THE OFFENSE

Marty Mornhinweg was elevated to offensive coordinator on Oct. 10, 2016. A 23-year NFL coaching veteran, Mornhinweg, who joined Baltimore as QBs coach in 2015, is a former head coach of the Lions (2001-02). He has also served as offensive coordinator for the New York Jets (2013-14), Philadelphia Eagles (2004-12) and San Francisco 49ers (1997-2000).

FIVE PRO BOWLERS

• Throughout his NFL coaching career, five quarterbacks have earned Pro Bowl honors under Mornhinweg's direction: Michael Vick, Donovan McNabb, Steve Young, Jeff Garcia and Brett Favre.

SEASONS

RAVENS: 3RD
NFL: 23RD



MARTY'S NFL COORDINATOR ROLES

1997-2000: 49ers – Offensive Coordinator/QBs Coach

- During this span, SF offense ranked third in total net yards (364.6 ypg), including third in rushing (131.4 ypg) and fifth in passing (233.2 ypg).
- In 1999, the 49ers boasted the NFL's No. 1 rush offense (130.9 ypg).
- In 1998, SF offense ranked No. 1 in the NFL (425.0 ypg), including first in rushing (159.0 ypg) and second in passing (266.0 ypg).

2004-12: Eagles – Offensive Coordinator/Asst. Head Coach

- Under Mornhinweg, 10 offensive players earned a total of 17 Pro Bowl honors. Philly set a then-franchise best with 6,386 total net yards in 2011.
- In his first season (2004) guiding the offense, Philadelphia advanced to Super Bowl XXXIX.

2013-14: NY Jets – Offensive Coordinator

- Jets ranked third in the NFL rush offense (138.7 ypg) during this span.
- In 2014, helped guide a rushing attack that finished third in the NFL (142.5 ypg) behind RBs Chris Ivory and Chris Johnson.

2016: Baltimore Ravens – Offensive Coordinator

- QB Joe Flacco threw for a franchise-record 4,317 yards.

TOP "O" UNDER HARBAUGH

The Ravens' Top 6 all-time single-game offensive outputs have come during the John Harbaugh/QB Joe Flacco Era, including a 496-yard performance vs. Miami with Marty Mornhinweg as O.C. in 2016.

RAVENS TOP TOTAL NET YARDS (Single-Game History)

Yards	Game/Date	Results
553	09/25/11 at STL	W, 37-7
548	12/13/09 vs. Det.	W, 48-3
533	12/23/12 vs. NYG	W, 33-14
503	09/23/12 vs. NE	W, 31-30
501	09/13/09 vs. KC	W, 38-24
496	12/04/16 vs. Mia.	W, 38-6

BALTIMORE RAVENS MOST TOTAL YARDS

(Since 2012 / Past Five Years)
12/23/12 vs. NYG 533
09/23/12 vs. NE 503
12/04/16 vs. Mia. 496
09/20/15 at Oak. 493
10/12/14 at TB 475
09/28/14 vs. Car. 454

RUN GAME QUICK HITS

- ✓ Under John Harbaugh (since 2008), the Ravens have averaged the NFL's 14th-most rushing yards per game (115.5).
- ✓ Since 2008, the Ravens' 128 rushing TDs rank ninth in the NFL.
- ✓ Under Harbaugh, when rushing for at least 125 yards in a game, the Ravens have produced a 46-8 record. Baltimore is 27-5 when rushing for at least 150 yards during the Harbaugh Era.

RAVENS' BEST MARKS

With Marty Mornhinweg as a member of the Ravens' coaching staff (QB's coach in 2015 & O.C. for much of 2016), Baltimore tallied the Top 2 net passing yards seasons in team history. (The Ravens also posted the second-most net yards in team history in 2015.)

RAVENS "O" OUTPUT / SINGLE-SEASON HISTORY

NET PASSING YARDS		TOTAL NET YARDS	
Year	Yards	Year	Yards
2015	4,271	2014	5,838
2016	4,100	2015	5,749
1996	3,978	1996	5,723

PRIME PROTECTION

Since 2014 (a 52-game span), Baltimore's 85 sacks permitted rank as the NFL's fewest. The Ravens have allowed zero sacks in 12 games since 2014, a mark that ranks as the NFL's third most.

NFL'S FEWEST SACKS ALLOWED / SINCE 2014

Rk.	Team	Sacks
1.	Baltimore Ravens	85
2.	New York Giants	87
3.	Oakland Raiders	88

ZERO SACKS ALLOWED / GAMES / SINCE 2014

New York Giants	14
Oakland Raiders	13
Baltimore Ravens	12
Cincinnati, Pittsburgh	11



2016 Net Passing Yards
(Second in Team History)



2016 Flacco Passing Yards
(Career High & Team Record)



50+ Yard Receptions
NFL High by Mike Wallace
in 2016



50+ Yard Receptions
by the Ravens in 2016
(tied, Atl., for fifth in NFL)

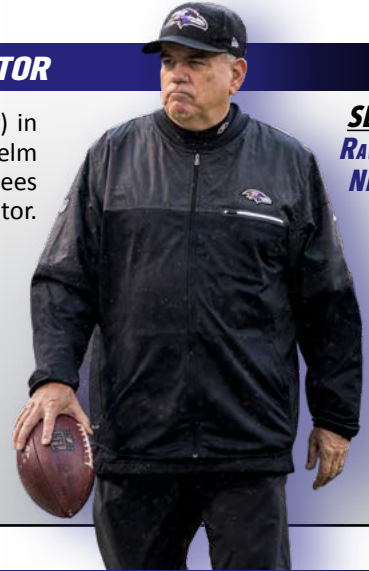


DEAN PEES & DEFENSIVE NOTES

PEES A PREMIER DEFENSIVE COORDINATOR

Defensive coordinator **Dean Pees** led the Ravens' seventh-ranked defense (322.1 ypg) in 2016, marking the sixth time a defense has finished in the NFL's Top 10 with Pees at the helm (despite only nine years of D.C. experience). Dating back to 1990 (the past 27 seasons), Pees ranks first (tied, Jim Bates) in percentage of Top 10 finishes (.667) as a defensive coordinator.

SEASONS
RAVENS: 8TH
NFL: 14TH



PERCENTAGE OF TOP 10 FINISHES AS A DEFENSIVE COORDINATOR / SINCE 1990 (Minimum Six Years of Coordinator Experience)

Rk.	Defensive Coordinator (Teams)	Pct. of Top 10 Finishes
1.	Dean Pees (NE/Bal.)	.667 (6 of 9)
	Jim Bates (Atl./Mia./GB/Den./TB)	.667 (6 of 9)
3.	Monte Kiffin (Min./NO/TB/Dal.)	.647 (11 of 17)
4.	Dave Campo (Dal./Cle.)	.571 (4 of 7)
	Marvin Lewis (Bal./Was.)	.571 (4 of 7)
	Tim Lewis (Pit./NYG)	.571 (4 of 7)

DEFENSIVE QUICK HITS

- ✓ *The Ravens are one of three teams (Denver & Seattle) to finish in the Top 10 on defense in each of the past three full seasons.*
- ✓ *Ranking seventh overall (322.1 ypg) in 2016, it marked the 12th time in the past 14 seasons that Baltimore boasted a Top 10 unit.*
- ✓ *In 2016, Baltimore extended its NFL record to 21-consecutive seasons of not permitting over 4.0 yards per carry (3.7 average).*

2017 WEEK 1 DEFENSIVE HIGHLIGHTS

- The Ravens' defense dominated in Week 1's 20-0 win over Cincy:
- ✓ It marked the fourth time in team history the Ravens tallied 5 sacks and forced 5 turnovers in a game (last was 9/17/06 vs. Oak., with 6 QB drops, 3 INTs & 2 fumbles).
 - ✓ For the first time in franchise history, Baltimore produced 5 sacks and 4 INTs in a single game.
 - ✓ Only 10 times in the past 10 seasons has an NFL team posted 5 sacks and 4 interceptions in a game.
 - ✓ The performance marked the 18th time in Ravens history the defense forced 5 turnovers. (The Ravens then added a 19th time in Week 2's 24-10 victory over Cleveland.)

ALL-TIME RAVENS 'D' COORDINATORS

Dean Pees is another standout in a long line of great Ravens defensive coordinators, four of whom have gone on to become NFL head coaches: Marvin Lewis (1996-2001), Mike Nolan (2002-04), Rex Ryan (2005-08) and Chuck Pagano (2011).

RAVENS ALL-TIME DEFENSIVE COORDINATORS

Dean Pees (2012-17)*	Rex Ryan (2005-08)
Chuck Pagano (2011)	Mike Nolan (2002-04)
Greg Mattison (2009-10)	Marvin Lewis (1996-2001)*

* Super Bowl-winning "D" Coordinator

GET 'EM OUT

Since **Dean Pees** was named "D" coordinator in 2012, Baltimore has forced the NFL's third-most three-&-outs (248, tied, Ari.).

DEFENSIVE THREE-AND-OUTS / SINCE 2012

Rk.	Team	3-&-Out Drives
1.	Denver Broncos	280
2.	Houston Texans	264
3.	New York Jets	250
4.	Baltimore / Arizona	248

RAVENS "D" UNDER HARBAUGH

Dean Pees leads a defensive unit that, during the **John Harbaugh** Era (2008-17), has allowed the NFL's second-fewest points (19.2) per game, third-fewest yards (317.8) per game and the second-fewest overall touchdowns (299).

POINTS PER GAME ALLOWED (Since 2008)

1.	Pittsburgh	18.7
2.	Baltimore	19.2
3.	Seattle	19.5

TOUCHDOWNS ALLOWED (Since 2008)

1.	Pittsburgh	295
2.	Baltimore	299
3.	Seattle	308

TOTAL NET YARDS ALLOWED (Since 2008)

1.	Pittsburgh	306.0
2.	NY Jets	315.3
3.	Baltimore	317.8

OPPONENT PASSER RATING (Since 2008)

1.	Baltimore	79.5
2.	Cincinnati	80.1
3.	Green Bay	80.4

RUSHING YARDS ALLOWED (Since 2008)

1.	Pittsburgh	92.8
2.	Baltimore	97.6
3.	NY Jets	100.4

THIRD-DOWN DEFENSE (Since 2008)

1.	Houston	35.6
2.	Baltimore	35.9
3.	Denver	36.3

Ravens' Strong Start in 2017: Baltimore is the only NFL team to produce at least 4 INTs and 3 sacks in each of its first two games of a season since sacks became an official stat in 1982. The Ravens are also the third NFL team since the 1970 merger – and first since the 1992 Steelers – to record at least 4 INTs in each of a season's first two games. (The other team is the 1971 Browns.)




OZZIE NEWSOME / PERSONNEL NOTES

THE WIZARDRY OF OZ

SEASONS

Ravens: 22ND

NFL: 40TH



Ozzie Newsome's legacy is unlike any the game has seen. Known throughout all of sports as a premier leader, Newsome is a Hall of Fame player, the architect of Baltimore's 2000 and 2012 Super Bowl championship teams and an elite personnel evaluator who became the NFL's first African American GM.

OZZIE NEWSOME CAREER SNAPSHOT

- NFL's first African American General Manager (promoted in 2002)
- Architect of Ravens 2000 & 2012 Super Bowl Championship Teams
- NFL Executive of the Year (2000)
- Pro Football Hall of Fame (class of 1999)
- State of Alabama Hall of Fame (class of 1995)
- National Football Foundation College Hall of Fame and NCAA Hall of Fame (class of 1994)
- 13-Year NFL Tight End with Cleveland Browns (1978-90)
- Three-Time Pro Bowler (1981, 1984-85)
- Four-Time Cleveland Touchdown Club Offensive Player of the Year
- Current Member of Two Major NFL Policy-Making Groups: Competition Committee and Player Care Foundation Board

FIRST-ROUND FINDS

Led by Ozzie Newsome, the Ravens have selected 22 players in the NFL Draft's first round. These picks have earned 58 combined Pro Bowls, many All-Rookie honors, multiple Defensive Player of the Year Awards and two Super Bowl MVP honors.

RAVENS ALL-TIME FIRST-ROUND DRAFT PICKS

Year	Name	Pick	Pro Bowls
1996	T Jonathan Ogden*	4	11
1996	LB Ray Lewis* ++ ~	26	13
1997	LB Peter Boulware*	4	4
1998	CB Duane Starks*	10	
1999	CB Chris McAlister*	10	3
2000	RB Jamal Lewis*=	5	1
2000	WR Travis Taylor	10	
2001	TE Todd Heap*	31	2
2002	S Ed Reed* +	24	9
2003	OLB Terrell Suggs* +	10	6
2003	QB Kyle Boller	19	
2005	WR Mark Clayton*	22	
2006	DT Haloti Ngata*	12	5
2007	G Ben Grubbs*	29	2
2008	QB Joe Flacco^ ~	18	
2009	T Michael Oher*	23	
2011	CB Jimmy Smith	27	
2013	S Matt Elam	32	
2014	LB C.J. Mosley*	17	2
2015	WR Breshad Perriman	26	
2016	T Ronnie Stanley	6	
2017	CB Marlon Humphrey	16	

* All-Rookie Team ^ Rookie of the Year (*NFL.com* Fan Vote)
 ~ Super Bowl MVP + Defensive Player of the Year Awards
 = Offensive Player of the Year Award

HOMEGROWN PRO BOWLERS

Year Drafted (Rd.)	Name	Pro Bowls
1996 (1st)	LB Ray Lewis	13
1996 (1st)	T Jonathan Ogden	11
2002 (1st)	S Ed Reed	9
2003 (1st)	OLB Terrell Suggs	6
2007 (3rd)	G Marshal Yanda	6
2006 (1st)	DT Haloti Ngata	5
1997 (1st)	OLB Peter Boulware	4
1999 (1st)	CB Chris McAlister	3
2008 (2nd)	RB Ray Rice	3
2015 (RFA)	LS Morgan Cox #	2
2001 (1st)	TE Todd Heap	2
1996 (5th)	WR/RS Jermaine Lewis	2
2007 (4th)	FB Le'Ron McClain	2
2014 (1st)	LB C.J. Mosley	2
2000 (6th)	OLB Adalius Thomas	2
2012 (RFA)	K Justin Tucker #	2
2007 (1st)	G Ben Grubbs	1
2013 (4th)	FB Kyle Juszczyk	1
2006 (6th)	P Sam Koch	1
2000 (1st)	RB Jamal Lewis	1
2002 (RFA)	LB Bart Scott #	1

Undrafted rookie free agent **Bold** indicates 2016 Pro Bowler



21
HOMEGROWN
RAVENS PRO BOWL
PLAYERS



18
RAVENS
DRAFT PICKS
To Earn Pro Bowls



3
RAVENS
ROOKIE FREE AGENTS
To Earn Pro Bowls

"Really, Ozzie is an ambassador for the NFL, period. I think about three 'C's' when I think about Ozzie: classy, consistency and championships. That's what I think about. We're all chasing Ozzie Newsome, man. He doesn't talk about it, but go in his office, he's got skins on the wall. He doesn't have to talk about it. His resume says it all for him." – Jerry Reese, Giants GM



OZZIE NEWSOME / PERSONNEL NOTES

AN ELITE CLUB

The Baltimore Ravens have won two Super Bowl titles during their 21-year history, capturing the Lombardi Trophy in 2000 and 2012. Baltimore is just one of four NFL franchises to win multiple World Championships since 2000.



MOST SUPER BOWL CHAMPIONSHIPS (Since 2000 Season)

Titles	Team	Seasons
5	New England Patriots	2001, '03-04, '14, '16
2	Baltimore Ravens	2000, '12
2	New York Giants	2007, '11
2	Pittsburgh Steelers	2005, '08

CONSISTENT CONTENDERS

The Baltimore Ravens have earned 10 playoff berths in their history (2014, 2012, 2011, 2010, 2009, 2008, 2006, 2003, 2001, 2000). Baltimore's 10 berths from 2000-16 rank fourth in the AFC and tie (Philadelphia) for sixth overall in the NFL.

MOST NFL PLAYOFF BERTHS (2000-16 / Past 17 Full Seasons)

AFC	NFC
14 - New England	13 - Green Bay
13 - Indianapolis	11 - Seattle
11 - Pittsburgh	10 - Philadelphia
10 - Baltimore	8 - NY Giants

PLAYOFFS SINCE 2008

Baltimore is one of seven teams to earn a playoff berth six of the past nine seasons. In each of those respective playoff years, the Ravens won at least one playoff games.

MOST NFL PLAYOFF BERTHS/ 2008-16 / PAST NINE SEASONS

Berths	Team	Seasons
8	Green Bay Packers	2009-16
8	New England Patriots	2009-16
6	Baltimore Ravens	2008-12, 2014
6	Cincinnati Bengals	2009, 2011-15
6	Indianapolis Colts	2008-10, 2012-14
6	Pittsburgh Steelers	2008, 2010-11, 2014-16
6	Seattle Seahawks	2010, 2012-16

RAVENS "20/20" CLUB

The Ravens' "20/20 Club" includes members of the team's personnel staff who started with the Ravens as young assistants and grew into evaluators with more input. The term "20/20" refers to hiring 20-year-olds for \$20,000. But according to **Ozzie Newsome**: "The guys actually started when they were a little older than 20 and for more than \$20,000, but that's what we call them."

RAVENS "20/20 CLUB" GRADUATES / CURRENT SCOUTS

Name	Joined Ravens	Current Title
George Kokinis (Cle.)	1991	Senior Personnel Assistant
Eric DeCosta	1996	Assistant General Manager
Joe Hortiz	1998	Director of College Scouting
Chad Alexander	1999	Asst. Dir. of Pro Personnel
Mark Azevedo	2005	Northeast Area Scout
David Blackburn	2007	West Area Scout
Andrew Raphael	2013	Southeast Area Scout
Brandon Berning	2015	Midwest/SW Area Scout

UNDRAFTED GEMS

Undrafted rookie free agents **LB Bam Bradley**, **CB Jaylen Hill**, **FB/DL Patrick Ricard** made the Ravens' 2017 Week 1 roster. Their statuses marked the 14th-straight season a RFA has made Baltimore's roster, tying for the NFL's second-longest active streak.

CONSECUTIVE SEASONS W/ ROOKIE FA ON WEEK 1 ROSTER (Current NFL Streaks)

Rk.	Team	Seasons
1.	Indianapolis Colts	18
2.	Baltimore Ravens	14
	Denver, New England	14

ROOKIE FREE AGENTS

The Ravens have a history of unearthing rookie free agent gems. On their Week 5 roster, Baltimore has 15 players who entered the NFL as RFAs. Of those, eight were originally signed by the Ravens.

ORIGINAL RAVENS ROOKIE FA SIGNINGS / WEEK 5 ROSTER

2010: LS Morgan Cox	2016: DT Michael Pierce
2012: K Justin Tucker	2016: G/C Matt Skura
2014: T James Hurst	2017: CB Jaylen Hill
2016: LB Patrick Onwuasor	2017: FB/DL Patrick Ricard

RAVENS SUCCESS ACROSS THE DRAFT BOARD

- 1st** → Jonathan Ogden ('96), Ray Lewis ('96), Peter Boulware ('97), Chris McAlister ('99), Jamal Lewis ('00), Todd Heap ('01), Ed Reed ('02), Terrell Suggs ('03), Haloti Ngata ('06), Joe Flacco ('08), Jimmy Smith ('11), C.J. Mosley ('14), Ronnie Stanley ('16)
- 2nd** → Jamie Sharper ('97), Ray Rice ('08), Torrey Smith ('11), Courtney Upshaw ('12), Kelechi Osemele ('12), Timmy Jernigan ('14)
- 3rd** → Casey Rabach ('01), Marshal Yanda ('07), Lardarius Webb ('09), Brandon Williams ('13), Crockett Gillmore ('14)
- 4th** → Edwin Mulitalo ('99), Jarret Johnson ('03), Le'Ron McClain ('07), Dennis Pitta ('10), Kyle Juszczyk ('13), Alex Lewis ('16), Tavon Young ('16)
- 5th** → Jermaine Lewis ('96), Dawan Landry ('06), Arthur Jones ('10), Pernell McPhee ('11), Rick Wagner ('13), John Urschel ('14)
- 6th** → Adalius Thomas ('00), Chester Taylor ('02), Sam Koch ('06), Haruki Nakamura ('08), Tyrod Taylor ('11)
- 7th** → DeAngelo Tyson ('12), Michael Campanaro ('14)
- RFA** → Mike Flynn ('97), Priest Holmes ('97), Will Demps ('02), Bart Scott ('02), Ma'ake Kemoeatu ('02), Jameel McClain ('08), Dannell Ellerbe ('09), Morgan Cox ('10), Justin Tucker ('12), Zach Orr ('14), Michael Pierce ('16)



IRONMEN & TURNOVER NOTES

NFL IRONMEN

Among active NFL players, Ravens **P Sam Koch** (180) & **CB Brandon Carr** (148) each rank third and second at their respective positions for current streaks of most consecutive games played.

CONSECUTIVE GAMES PLAYED / CURRENT NFL STREAKS

PUNTERS		CORNERBACKS	
1. Shane Lechler (Hou.)	242	1. William Gay (Pit.)	164
2. Donnie Jones (Phi.)	196	2. Brandon Carr (Bal.)	148
3. Sam Koch (Bal.)	180	3. Glover Quinn (Det.)	120
4. Brett Kern (Ten.)	148	4. Patrick Peterson (Ari.)	100
5. Jon Ryan (Sea.)	147	Richard Sherman (Sea.)	100

CARR IS THE IRON HORSE

Ravens **CB Brandon Carr's** 148-consecutive starts rank as the NFL's longest active streak among defensive players, and it stands sixth overall among all NFL position players.

NFL CONSECUTIVE GAMES STARTED / CURRENT STREAKS

Rk.	Player	Games
1.	Eli Manning (NYG)	203
2.	Philip Rivers (LAC)	180
3.	Jason Witten (Dal.)	167
4.	Joe Thomas (Cle.)	164
5.	Donald Penn (Oak.)	160
6.	Brandon Carr (Bal.)	148*
7.	Andy Levitre (Atl.)	132

* longest streak among NFL defenders

RAVENS IRONMEN

RAVENS CONSECUTIVE GAMES PLAYED / CURRENT STREAKS

Rk.	Player	Games
1.	Sam Koch	180
2.	Justin Tucker	84
3.	Anthony Levine Sr.	68

RAVENS CONSECUTIVE GAMES PLAYED / ALL-TIME STREAKS

Rk.	Player	Games	Years
1.	Sam Koch	180	2006-present
2.	Jarret Johnson	129	2003-11
3.	Joe Flacco	122	2008-2015
4.	Peter Boulware	111	1997-2003
5.	Matt Stover	110	2002-08

BALTIMORE RAVENS MOST ALL-TIME GAMES PLAYED

Rk.	Player	Games	Years
1.	Ray Lewis	228	1996-2012
2.	Matt Stover	207	1996-2008
3.	Terrell Suggs	201	2003-present
4.	Sam Koch	180	2006-present
5.	Jonathan Ogden	177	1996-2007
6.	Ed Reed	160	2002-12
7.	Marshal Yanda	146	2007-present
8.	Jarret Johnson	143	2003-11
9.	Joe Flacco	142	2008-present
10.	Chris McAlister	135	1999-2008
	Haloti Ngata	135	2006-14
12.	Kelly Gregg	134	2001-10
13.	Mike Flynn	133	1998-2007
	Todd Heap	133	2001-10

TURNOVER MARGIN SINCE 2008

Rk.	Team	Take-Aways	Give-Aways	Turnover Diff.
1.	New England	266	145	+121
2.	Green Bay	263	165	+98
3.	Kansas City	237	198	+39
4.	San Francisco	232	196	+36
	Seattle	236	200	+36
6.	Atlanta	233	200	+33
	Carolina	262	229	+33
8.	Baltimore	243	212	+31

* Ravens (+2) rank No. 8 (tied, GB, LAR & Phi.) in the NFL in 2017.

2017 TURNOVER DIFFERENTIAL

- After registering a +4 turnover ratio in Week 1 at Cincinnati, the Ravens followed up that performance with a +3 outing vs. Cleveland. (Both performances yielded wins.)
- In each of those games, Baltimore produced 5 take-aways, marking the first time in franchise history the Ravens have boasted back-to-back games forcing 5 turnovers.
- Entering Week 5, the Ravens' +2 ratio ties for No. 8 in the NFL.
- Baltimore's 11 total take-aways (9 INTs & 2 FRs) tie (Detroit) for the NFL's most entering Week 5.
- The Ravens' 9 interceptions rank No. 1 in the NFL entering Week 5 of the season.

TURNOVER TABLE SINCE 2000

Year	TA/TO	Plus/Minus	Record
2017	11/9	+2	2-2
2016	28/23	+5	8-8
2015	14/28	-14	5-11
2014	22/20	+2	10-6
2013	24/29	-5	8-8
2012	25/16	+9	10-6
2011	26/24	+2	12-4
2010	27/20	+7	12-4
2009	32/22	+10	9-7
2008	34/21	+13	11-5
2007	23/40	-17	5-11
2006	40/23	+17	13-3
2005	26/36	-10	6-10
2004	34/23	+11	9-7
2003	41/38	+3	10-6
2002	31/32	-1	7-9
2001	28/36	-8	10-6
2000	49/26	+23	12-4
Total	515/466	+49	159-117

RAVENS ARE...

Since 2000, here are the Ravens' records in a game:

- When turnover ratio is +2 or better 71-5
- When turnover ratio is +1 or better 102-15
- When turnover ratio is even 29-21
- When turnover ratio is negative 27-79

Note: Since 2000, the Ravens own a 71-5 record when posting at least a +2 turnover margin in a game, with the only losses coming in 2010 (23-20 OT at NE), 2012 (24-23 at Phi.), 2014 (34-33 vs. SD) and twice in 2016 (27-23 at NYG & 30-23 at NE).



THAT M&T MAGIC



AT HOME UNDER HARBAUGH

Under **John Harbaugh** (since 2008) the Ravens own the NFL's third-best home winning percentage (.743), going 55-19 at M&T Bank Stadium.

NFL'S BEST REGULAR SEASON HOME RECORDS (John Harbaugh Era / Since 2008)

Rk.	Team	Record	Pct.
1.	New England Patriots	63-12	.840
2.	Green Bay Packers	58-16-1	.780
3.	Baltimore Ravens	55-19	.743
4.	Pittsburgh Steelers	53-20	.726
5.	Seattle Seahawks	51-23	.689

RAVENS DOMINATE AT HOME

Simply put, the Ravens have been dominant at home since the day they arrived in Baltimore. Below are the Ravens' respective home records and corresponding NFL rankings during several periods.

RAVENS HOME RECORDS / NFL RANKINGS

Time Period (Milestone)	Record	NFL Rank
Since 2010 (Past Eight Seasons)	43-15	4
Since 2008 (John Harbaugh's Arrival)	55-19	3
Since 2000 (First Super Bowl Season)	101-37	2
Since 1998 (M&T Bank Stadium Opened)	109-45	3
Since 1996 (Team's Inception)	116-53-1	5

AT HOME, RAVENS ARE...

- Under **John Harbaugh**, the Ravens are 15-2 in September home games. The Ravens have won 18 of their past 20 home games in the month of September.
- Under Harbaugh, the Ravens are 17-3 in November home games, producing the NFL's best record. The Ravens have won 15 of their past 17 home games during the month and went 3-0 in 2016.
- The Ravens are 14-7 at home in the month of December under Harbaugh and 34-15 in such games during their history.
- Under coach Harbaugh, the Ravens are 21-8 in home games played against AFC North foes.
- Baltimore has won 16 of its last 21 home games vs. AFC North foes.
- Baltimore has won 18 of its last 21 home games vs. NFC teams.
- The Ravens are 12-3 at home all time against teams from the *West Coast* (Oak. – 5-1, SD – 3-1, SF – 2-0 and Sea. – 2-1).
- In the Ravens' history, Baltimore has hosted 17 games when the temperature was below 40 degrees. Impressively, the Ravens are 15-2 in these contests, winning 15 of the past 16.

TOP "D" AT HOME

Baltimore has permitted an NFL-best 16.4 ppg at home during the **John Harbaugh** Era. Under "Harbs," the Ravens are 28-0 at home when allowing 10 points or fewer. In 17 of those games, the Ravens gave up no more than 7 points.

FEWEST POINTS/GAME ALLOWED AT HOME (Since 2008)

Rk.	Team	PPG
1.	Baltimore	16.4
2.	Seattle	17.3
3.	Pittsburgh	17.7

RAVENS DEFENSE AT HOME (SINCE 2008)



16.4
Points Per Game Allowed
(NFL's Fewest)



73.9
Opponent Passer Rating
(NFL's Best)



298.5
Yards Per Game Allowed
(NFL's Second Fewest)

M&T BANK STADIUM FAST FACTS

✓ *Dating back to 2008, the Ravens have outscored opponents 1,807 to 1,217 at home. In their 55 wins during this span, the margin of victory has been a strong 13.7 points per game.*

✓ *In 2016, the Ravens boasted the NFL's No. 1 defense in both points (14.8) and yards allowed (260.3) at home; Baltimore posted a 6-2 record.*

QUITE THE HOME HISTORY

The Ravens' "D" has been stout at home for many seasons. Since 2003, Baltimore ranks first in fewest points allowed per game (16.3) among home teams. The Ravens have also registered the top mark in terms of fewest yards allowed per game (292.2).

BEST NFL DEFENSES AT HOME / SINCE 2003

TOTAL DEFENSE (Fewest Yards Allowed)
1. Baltimore 292.2
2. Pittsburgh 295.2
3. NY Jets 303.0

POINTS PER GAME (Fewest Allowed)
1. Baltimore 16.3
2. New England 17.3
Seattle 17.3

INTERCEPTIONS (Most in NFL)

1. Baltimore 144
2. Cincinnati 143
3. Green Bay 142
New England 142

SACKS (Most in NFL)

1. Minnesota 313
2. Baltimore 305
3. NY Giants 300
4. LA Rams 294



ALL-TIME RESULTS / TRENDS

RAVENS ALL-TIME RECORDS

	<u>Overall Record</u>	<u>Home</u>	<u>Away</u>
Overall	183-156-1	116-53-1	67-103
In M&T Bank Stadium (since 1998)	109-45	109-45	n/a
Coached by Ted Marchibroda	16-31-1	11-12-1	5-19
Coached by Brian Billick	80-64	50-22	30-42
Coached by John Harbaugh	87-61	55-19	32-42
vs. AFC Teams	142-122	90-48	52-74
vs. AFC North	54-39	33-14	21-25
vs. AFC Central (1996-2001)	26-28	13-14	13-14
vs. AFC East	21-21	15-5	6-16
vs. AFC South	15-16	10-5	5-11
vs. AFC West	22-18	15-7	7-11
vs. NFC Teams	46-35-1	31-8-1	15-27
vs. NFC North	6-6	5-1	1-5
vs. NFC Central (1996-2001)	3-5	3-1	0-4
vs. NFC East	13-9-1	8-2-1	5-7
vs. NFC South	10-6	5-3	5-3
vs. NFC West	14-9	10-1	4-8
On Monday Night Football - ABC/ESPN	11-11	4-2	7-9
On NBC/ESPN - Sunday Night or Thursday Night	15-13	11-5	4-8
On NFL Network	6-2	4-0	2-2
In Overtime	12-10-1	7-3-1	5-7
Ravens Shutout Wins	11-0	5-0	6-0
In Season Openers	10-11	7-4	4-7
Indoors	6-14	n/a	6-14
Note: Baltimore has played in Houston's Reliant/NRG Stadium five times (3-2), Indy's Lucas Oil Stadium twice (0-2) and Dallas' Texas Stadium once (1-0). Three of those games at Reliant Stadium (12/13/10, 10/21/12 & 12/21/14) came when the roof was closed, meaning those games were "indoors," while the other games listed are considered "outdoors" due to open roofs.			
In August	0-1	0-1	0-0
In September	45-29	29-7	16-22
In October	33-47	18-18	15-29
In November	53-37-1	32-12-1	21-25
In December	47-38	34-15	13-23
In January	5-4	3-0	2-4

RAVENS RESULTS WHEN...

<u>Team</u>	<u>Since 2000</u>	<u>Since 2008</u>	<u>2017</u>
Record	159-117	87-61	2-2
vs. AFC North (since 2002)	54-39	36-21	2-1
vs. AFC	120-89	66-46	2-2
vs. NFC	39-28	21-15	0-0
Home	101-37	55-19	1-1
Away	58-80	32-42	1-1
On grass	69-61	31-25	1-2
Artificial turf	90-56	56-36	1-0
Outdoors	154-106	81-54	2-2
Indoors	5-11	4-6	0-0
September	37-22	22-11	2-1
October	30-36	14-20	0-1
November	48-25	28-11	0-0
December	39-31	20-17	0-0
January	5-3	3-2	0-0
Leading at halftime	123-23	68-17	2-0
Trailing at halftime	27-81	14-39	0-2
Tied at halftime	9-13	5-5	0-0
Tied after 3 quarters	3-6	1-2	0-0
Leading After 3 quarters	134-16	76-14	2-0
Trailing after 3 quarters	23-94	10-48	0-2
Decided by 7 points or less	68-63	37-39	0-0
Decided by 3 points or less	39-35	23-21	0-0
When scoring first	109-34	64-19	2-0
When not scoring first	50-83	23-42	0-2
Positive or even turnover ratio	132-37	68-25	2-0
Negative turnover ratio	27-80	19-36	0-2
Winning penalty ratio	71-46	40-20	1-1
Losing penalty ratio	76-61	39-33	1-1
Overtime	9-8	6-5	0-0
When returning a KOR for a TD	5-2	5-1	0-0
When returning a PR for a TD	8-2	4-0	0-0

<u>Offense</u>	<u>Since 2000</u>	<u>Since 2008</u>	<u>2017</u>
Scoring 20 or more points	121-39	70-24	2-0
Scoring 30 or more points	52-6	32-4	0-0
Having 20 or more first downs	70-43	48-24	1-0
Totaling 350 or more net yards	71-37	46-22	0-0
At least 35 minutes time of poss.	39-7	19-5	0-0
Rushing for 150 or more yards	52-13	27-5	1-0
When not throwing an INT	86-19	48-12	0-0
With a 100-yard rusher	51-20	23-7	0-0
Without a 100-yard rusher	108-97	64-54	2-2
With a 100-yard receiver	35-22	22-15	0-0
Without a 100-yard receiver	124-95	65-46	2-2
With a 300-yard passer	21-18	18-13	0-0
Without a 300-yard passer	138-99	69-48	2-2

<u>Defense</u>	<u>Since 2000</u>	<u>Since 2008</u>	<u>2017</u>
When scoring a defensive TD	38-7	16-5	0-0
When returning an INT for a TD	31-3	13-2	0-0
When returning a fumble for a TD	7-4	3-3	0-0
Recording 3 or more sacks	86-34	40-20	2-0
Holding opp. under 250 net yards	46-6	30-6	1-0
Holding opp. under 21 points	126-35	70-14	2-0
Holding opp. under 15 points	101-15	53-6	2-0
Allowing a 100-yard rusher	17-25	10-14	0-1
Not allowing a 100-yard rusher	141-93	77-47	2-1
Allowing a 100-yard receiver	32-38	15-22	0-0
Not allowing a 100-yard receiver	128-78	72-39	2-2
Allowing a 300-yard passer	22-24	14-16	0-0
Not allowing a 300-yard passer	136-93	73-45	2-2

JOE FLACCO NOTES



THE FRANCHISE QUARTERBACK

5 FLACCO

10TH SEASON

SUPER BOWL XLVII MVP

6-6, 245

QUARTERBACK

In 2016, QB Joe Flacco set a Ravens' single-season franchise record for passing yards (4,317), which also ranked as the NFL's seventh most (second in the AFC). Flacco now owns four of the Top 5 passing yards campaigns in team history. In 2016, he also set Baltimore's single-season completions record (436), breaking his previous record (362 in 2013).

RAVENS CAREER PASSING LEADERS

Rk.	Player	G	Att	Cmp	Pct	Yards	TDs	INTs	Rate
1.	Joe Flacco	142	4,860	2,988	61.5	33,240	186	123	84.0
2.	Kyle Boller	53	1,311	746	56.9	7,846	45	44	71.9
3.	V. Testaverde	29	1,019	596	58.5	7,148	51	34	82.8

PLAYOFF PERFECTION

Super Bowl XLVII MVP QB Joe Flacco was masterful during the Ravens' 2012 playoff run, completing 73 of 126 passes for 1,140 yards, 11 TDs and 0 INTs to produce a 117.2 passer rating. Flacco joined Hall of Fame QB Joe Montana (1989) as the only players to produce 11 TDs and 0 INTs during an NFL postseason.

JOE FLACCO STATISTICS / 2012 PLAYOFFS

Game (Opp./Rd.)	Cmp-Att	Pct.	Yards	TDs	INTs	Rate
1/06/13 vs. Ind. (WC)	12-23	52.2	282	2	0	125.6
1/12/13 at Den. (Div.)	18-34	52.9	331	3	0	116.2
1/20/13 at NE (AFC)	21-36	58.3	240	3	0	106.3
2/03/13 at SF (SB)	22-33	66.6	287	3	0	124.2
Totals (Record: 4-0)	73-126	57.9	1,140	11	0	117.2

FLACCO POSTSEASON QUICK HITS

- ✓ Flacco, Joe Montana (1989) and Kurt Warner (2008) are the only QBs in NFL history to throw 11 TDs in a single postseason. Neither Flacco nor Montana threw an INT.
- ✓ In the Ravens' last 10 playoff games (since the 2010 season), Flacco is 196-of-327 for 2,563 yards, 24 TDs and 4 INTs (104.1 rating). He has led the Ravens to a 7-3 record in these contests.
- ✓ In Baltimore's last six playoff games (5-1 record), Flacco has thrown 17 TDs and 2 INTs. Completing 119 of 200 passes for 1,691 yards, he owns a magnificent 111.1 QB rating.
- ✓ Flacco has thrown at least 2 TDs in eight-straight playoff games, marking the longest streak in NFL postseason history.

QUARTERBACK WINS

MOST TOTAL WINS BY QBs (Includes Playoffs / Since 2008)

Rk.	Player	Record
1.	Tom Brady	110-36
2.	Aaron Rodgers	102-53
3.	Joe Flacco	95-61
	Ben Roethlisberger	95-50
5.	Matt Ryan	91-63

MOST REGULAR SEASON WINS BY QBs (First SEVEN Seasons / NFL History)

Rk.	Player	Wins
1.	Joe Flacco (2008-14)	72
2.	Tom Brady (2000-06)	70
3.	Ben Roethlisberger (2004-10)	69

MOST REGULAR SEASON WINS BY QBs (First EIGHT Seasons / NFL History)

Rk.	Player	Wins
1.	Tom Brady (2000-07)	86
2.	Ben Roethlisberger (2004-11)	80
3.	Peyton Manning (1998-2005)	80
4.	Jim Kelly (1986-93)	76
5.	Joe Flacco (2008-15)	75

MOST REGULAR SEASON WINS BY QBs (First NINE Seasons / NFL History)

Rk.	Player	Wins
1.	Peyton Manning (1998-2006)	92
2.	Tom Brady (2000-08)	87
	Ben Roethlisberger (2004-12)	87
4.	Matt Ryan (2008-16)	85
5.	Joe Flacco (2008-16)	83
	Jim Kelly (1986-94)	83

QB PLAYOFF VICTORIES

PLAYOFF WINS (Active QBs / Since 2008)

1.	Tom Brady	11
2.	Joe Flacco	10
3.	Aaron Rodgers	9
4.	Ben Roethlisberger	8
	Russell Wilson	8

ROAD PLAYOFF WINS (By QBs / NFL History)

1.	Joe Flacco	7
2.	E. Manning, A. Rodgers	5
	B. Roethlisberger	5
5.	L. Dawson, J. Delhomme	4
	M. Sanchez, R. Staubach	4

95

Total Wins
Third Most (tied)
by a QB Since 2008

83

Reg. Season Wins
Fifth Most (tied)
by a QB in a First
Nine (2008-16) Seasons

10

Playoff Wins
Second Most
by a QB Since 2008



JOE FLACCO NOTES

JOE'S RAVENS PASSING RECORDS

300-YARD PASSING GAMES (Ravens Single Seasons)

Rk.	Player (Year)	Games
1.	Joe Flacco (2015)	5
	Joe Flacco (2014)	5
	Joe Flacco (2012)	5
	Vinny Testaverde (1996)	5
4.	Joe Flacco (2016, 2011)	4

300-YARD PASSING GAMES (Ravens Career History)

Rk.	Player (Year)	Games
1.	Joe Flacco (2008-16)	30
2.	V. Testaverde (1996-97)	8
3.	Steve McNair (2006-07)	2
	Jeff Blake (2002)	2
	Eric Zeier (1996-97)	2

MOST PASSES WITHOUT AN INT (Ravens History)

Rk.	Player (Year)	Passes
1.	Joe Flacco (2016)	176
2.	Eric Zeier (1997-98)	175
3.	Steve McNair (2006)	162
4.	Joe Flacco (2010)	137
5.	Joe Flacco (2014, 2012)	126

MORE RAVENS RECORDS

RAVENS SINGLE-GAME PASSING YARDS

Yards	Player	(Opp./Date)
429	Vinny Testaverde	vs. STL, 10/27/96
389	Joe Flacco	at STL, 9/25/11
385	Joe Flacco	at Min., 10/18/09
384	Joe Flacco	at Oak., 9/20/15
382	Joe Flacco	vs. NE, 9/23/12

RAVENS SINGLE-SEASON PASSING YARDS

Rk.	Player (Year)	Cmp-Att	Pct.	Yards	TD	INT	Rate
1.	Joe Flacco ('16)	436-672	64.9	4,317	20	15	83.5
2.	V. Testaverde ('96)	325-549	59.2	4,177	33	19	88.7
3.	Joe Flacco ('14)	344-554	62.0	3,986	27	12	91.0
4.	Joe Flacco ('13)	362-614	59.0	3,912	19	22	73.1
5.	Joe Flacco ('12)	317-531	59.7	3,817	22	10	87.7

QUARTERBACK IRONMAN

Prior to his knee injury in 2015, QB Joe Flacco made 122-straight regular season starts, the fifth-longest streak in NFL history.

MOST CONSECUTIVE STARTS / QUARTERBACKS / NFL HISTORY

Rk.	Player (Years)	Games
1.	Brett Favre (1992-2010)	297
2.	Peyton Manning (1998-2011)	208
3.	Eli Manning (2004-present)	203
4.	Philip Rivers (2006-present)	180
5.	Joe Flacco (2008-15)	122
6.	Matt Ryan (2009-present)	119

RAVENS RECORD & FLACCO...

With 300 passing yards	18-12	vs. AFC North	34-20
With 3-or-more TD passes	13-3	vs. AFC	64-43
When not throwing an INT	48-13	vs. NFC	21-14
With at least 4 comps. 25+ yards	9-4	In September	22-11
With at least a 100 QB rating	37-6	In October	14-20
With at least a 110 QB rating	22-3	In November	27-11
When not sacked	15-6	In December/January	22-15
Playing in < 40 degree weather	10-6	In season's final four games	20-12

4,317 2016 Passing Yards
Seventh in NFL
Second in AFC

19,161 Passing Yards
Since 2012
11th in NFL

GAME-WINNING DRIVES: 26 (24 REGULAR SEASON & 2 PLAYOFFS)

GAME-WINNING DRIVES IN FOURTH QUARTER OR OVERTIME (26 TOTAL)

Date/Opp.	Drive Length	Scoring Play	Time Left	Score
11/02/08 at Cle.	5 plays, 59 yards in 1:54	Stover 22-yard field goal	5:36	30-27
01/10/09 at Ten. (Div.)	9 plays, 51 yards in 3:30	Stover 43-yard field goal	0:53	13-10
09/13/09 vs. KC	8 plays, 74 yards in 3:15	Clayton 31-yard pass from Flacco	2:06	38-24
11/29/09 vs. Pit.	6 plays, 17 yards in 3:23	Cundiff 29-yard field goal	6:42 (OT)	20-17
09/26/10 vs. Cle.	10 plays, 69 yards in 5:41	Boldin 27-yard pass from Flacco	9:13	21-17
10/03/10 at Pit.	4 plays, 40 yards in 0:36	Houshmandzadeh 18-yard pass from Flacco	0:32	17-14
10/24/10 vs. Buf.	4 plays, 9 yards in 1:58	Cundiff 38-yard field goal	10:54 (OT)	37-34
12/19/10 vs. NO	5 plays, 66 yards in 1:31	Cundiff 32-yard field goal	10:03	27-24 (30-24 final)
10/30/11 vs. Ari.	5 plays, 37 yards in 0:52	Cundiff 25-yard field goal	0:00	30-27
11/06/11 at Pit.	13 plays, 92 yards in 2:16	T. Smith 26-yard pass from Flacco	0:08	23-20
11/24/11 vs. SF	16 plays, 76 yards in 7:34	Pitta 8-yard pass from Flacco	14:56	13-6 (16-6 final)
09/23/12 vs. NE	7 plays, 70 yards in 1:55	Tucker 27-yard field goal	0:00	31-30
11/04/12 at Cle.	9 plays, 81 yards in 4:22	T. Smith 19-yard pass from Flacco	4:26	22-15 (25-15 final)
11/25/12 at SD	12 plays, 40 yards in 3:09	Tucker 38-yard field goal	0:00	13-13
	12 plays, 69 yards in 3:49	Tucker 38-yard field goal	1:07 (OT)	16-13
01/12/13 at Den. (Div.)	3 plays, 77 yards in :38	J. Jones 70-yard pass from Flacco	0:31	35-35
	6 plays, 16 yards in 2:33	Tucker 47-yard field goal	13:18 (2OT)	38-35
10/06/13 at Mia.	7 plays, 34 yards in 2:25	Tucker 44-yard field goal	1:42	26-23
11/10/13 vs. Cin.	8 plays, 28 yards in 4:34	Tucker 46-yard field goal	5:27 (OT)	20-17
12/08/13 vs. Min.	5 plays, 80 yards in 0:41	M. Brown 9-yard pass from Flacco	0:04	29-26
12/16/13 at Det.	7 plays, 24 yards in 1:43	Tucker 61-yard field goal	0:38	18-16
09/21/14 at Cle.	6 plays, 37 yards in 1:58	Tucker 32-yard field goal	0:00	23-21
12/28/14 vs. Cle.	2 plays, 69 yards in :50	T. Smith 16-yard pass from Flacco	7:33	13-10 (20-10 final)
10/01/15 at Pit.	7 plays, 45 yards in :58	J. Tucker 42-yard field goal	0:03	20-20
	8 plays, 32 yards in 4:33	J. Tucker 52-yard field goal	5:08 (OT)	23-20
11/01/15 vs. SD	9 plays, 59 yards in 2:27	J. Tucker 39-yard field goal	0:00	29-26
11/22/15 vs. STL	5 plays, 12 yards in :54	J. Tucker 47-yard field goal	0:00	16-13
09/18/16 at Cle.	5 plays, 27 yards in 2:35	J. Tucker 49-yard field goal	11:19	22-20 (25-20 final)
09/25/16 at Jax.	8 plays, 22 yards in 1:57	J. Tucker 54-yard field goal	1:02	19-17

TERRELL SUGGS NOTES



55 SUGGS
15TH SEASON
6 PRO BOWLS
2011 NFL DPOY
6-3, 265
OUTSIDE LINEBACKER

SUGGS SIZZLES

OLB Terrell Suggs, the 2011 Defensive Player of the Year and Ravens' all-time sacks leader (117.5), tallied 2 sacks and 1 FF in Week 1's win at Cincy. He followed that performance with another strip-sack in Week 2's win over Cleveland. "Sizzle" also ranks No. 2 in career Ravens tackles (868).

RAVENS ALL-TIME SACKS			RAVENS ALL-TIME TACKLES		
Rk.	Player (Years)	Sacks	Rk.	Player (Years)	Tackles
1.	Terrell Suggs (2003-17)	117.5	1.	Ray Lewis (1996-2012)	2,643
2.	Peter Boulware (1997-2005)	70.0	2.	Terrell Suggs (2003-17)	868
3.	Michael McCrary (1997-2002)	51.0	3.	Kelly Gregg (2001-10)	721
4.	Ray Lewis (1996-2012)	41.5	4.	Ed Reed (2002-12)	661
5.	Adalius Thomas (2000-06)	38.5	5.	Haloti Ngata (2006-14)	528

"Man, he's a Hall of Famer to me. The guy is ridiculous. I have the utmost respect for him. I loved him when he was in college. I love watching him play in the NFL. He's one of the best to ever do it." – Derek Carr, Raiders QB

SUGGS' STANDINGS

SUGGS' CAREER SACKS
(Most vs. a Single Team)

- Cleveland Browns 18
- Pittsburgh Steelers.... 14.5
- Cincinnati Bengals 12.5
- Miami Dolphins 8.5

Note: Including playoffs, Suggs has totaled 19.5 sacks vs. Pittsburgh.

RAVENS SACKS LEADERS
(2017 Season)

- 1. Terrell Suggs 3**
- Tyus Bowser 1
- Tony Jefferson 1
- Patrick Onwuasor..... 1
- Michael Pierce 1
- Z. Smith / L. Webb 1

RAVENS SACKS LEADERS
(Single-Season Records)

- Elvis Dumervil (2014)..... 17
- Peter Boulware (2001) 15
- Michael McCrary (1998).. 14.5
- 4. Terrell Suggs (2011) 14**
- Trevor Pryce (2006)..... 13
- 6. Terrell Suggs (2014, 2003) .. 12**

RAVENS FORCED FUMBLES
(Career Leaders)

- 1. Terrell Suggs 34**
- Ray Lewis 20
- Adalius Thomas 17
- Peter Boulware 13
- Ed Reed..... 11
- Jarret Johnson 9

ACTIVE NFL SACK LEADERS

OLB Terrell Suggs' 117.5 career sacks rank second among active players, as do his 837 yards lost. Suggs had a team-, career- and AFC-high 14 sacks in 2011. He posted 10 QB drops during the 2013 campaign, 12 in 2014, 8 in 2016 and has 3 so far in 2017.

NFL SACKS LEADERS / ACTIVE PLAYERS

Rk.	Player	Sacks	Yards
1.	Julius Peppers (Car.)	148.0	895.5
2.	Terrell Suggs (Bal.)	117.5	837.0
3.	Elvis Dumervil (SF)	101.0	656.0
4.	Tamba Hali (KC)	89.5	591.5
5.	Cameron Wake (Mia.)	83.5	520.5
6.	James Harrison (Pit.)	81.5	518.5
7.	Von Miller (Den.)	77.5	485.0
8.	J.J. Watt (Hou.)	76.0	519.0
9.	Clay Matthews (GB)	75.0	481.5
10.	Cliff Avril (Sea.)	74.0	507.0

A PLAYOFF PERFORMER

OLB Terrell Suggs has posted 12.5 sacks in the playoffs, producing a mark that ranks third in all-time NFL postseason history.

NFL POSTSEASON SACKS LEADERS / ALL TIME

Rk.	Player	Sacks	Yards
1.	Willie McGinest	16.0	113.5
2.	Bruce Smith	14.5	109.5
3.	Terrell Suggs	12.5	79.0

SUGGS SURPASSES 200

MOST REGULAR SEASON GAMES PLAYED / ACTIVE DEFENDERS

Rk.	Player (Year Entered NFL)	Games
1.	DE Julius Peppers (2002)	238
2.	CB Terence Newman (2003)	209
3.	OLB Terrell Suggs (2003)	201

SUGGS FAST FACTS

- ✓ The Ravens are 68-27 all time when Suggs records at least a half-sack.
- ✓ Baltimore is 18-1 when he tallies 2-or-more sacks.
- ✓ The Ravens are 5-0 when he posts 3 sacks.
- ✓ Is the only NFL player to post 700 tackles, 100 sacks & 30 FFs since 2003.

117.5

CAREER SACKS
 (Most by a Raven)

837

SACK YARDS
 (Most by a Raven)

34

FUMBLES FORCED
 (Most by a Raven)



MIKE WALLACE NOTES

17 WALLACE

9TH SEASON

1 PRO BOWL

6-0, 200

WIDE RECEIVER



“You bring him here to an organization like the Ravens – the culture here, the toughness, the kind of guys we have in our locker room and just the men of character we have throughout the building – I think he has thrived in that environment.”

– Bobby Engram, Ravens WRs Coach

CLUB 95

In 2016’s win vs. Pittsburgh, **WR Mike Wallace** became the third player in NFL history to post 2 TD catches of 95-or-more yards when he produced the longest offensive play in Ravens regular season history with a 95-yard catch and sprint.

PLAYERS WITH TWO CAREER 95-PLUS-YARD TOUCHDOWN RECEPTIONS / NFL HISTORY

Player	Lengths/Years
John Taylor (SF)	95 in 1989 & 97 in 1991
Gus Tinsley (Chi.)	97 in 1937 & 98 in 1938
Mike Wallace (Pit./Bal.)	95 in both 2011 & 2016

LONG BALL LOVE

50-YARD RECEPTIONS (2016 Season)

1. Mike Wallace 5
2. Phillip Dorsett 4
- DeSean Jackson 4

50-YARD RECEPTIONS (Since 2009)

1. DeSean Jackson 36
2. Mike Wallace 23
3. Jordy Nelson 22

FEW OF A KIND

Since **WR Mike Wallace** entered the NFL in 2009, he, Jordy Nelson, Rob Gronkowski and A.J. Green are the only active players to produce at least 50 receiving TDs and sport a 14.5 ypc average. (Wallace has an impressive 53 TDs & a 14.9 avg.)

PLAYERS WITH 50 REC. TOUCHDOWNS & 14.5 YPC AVG. (Since Wallace’s First Season in 2009)

Player	Rec.	Yards	Avg.	LG	TDs
A.J. Green (Cin.)	506	7,450	14.7	82t	51
Mike Wallace (Bal.)	495	7,400	14.9	95t	54
Jordy Nelson (GB)	481	7,206	15.0	93t	66
Rob Gronkowski (NE)	425	6,413	15.1	76t	70

WALLACE 2016 QUICK HITS

- ✓ In 2016, Wallace tallied a team-high 1,017 receiving yards and 4 TDs on 72 receptions, posting the third 1K campaign of his career.
- ✓ In 2016’s Week 7 game at NYJ, Wallace produced a career-high 10 catches for 120 yards, including a 53-yarder.
- ✓ Wallace’s 95-yard TD catch and run on 11/6 vs. Pittsburgh is the longest offensive play in Ravens regular season history and was the NFL’s second-longest play from scrimmage in 2016.

5

Catches of 50+ Yards
NFL’s Most in 2016

14.9

YPC Avg.
Eighth Among Active Players

23

Catches of 50+ Yards
Second Among Active Players Since 2009

71

Catches of 25+ Yards
Fifth (Tied) Among Active Players Since 2009

72

Receptions
Ravens’ Second Most in 2016

1,017

Receiving Yards
Ravens’ Team High in 2016

RAVENS LONGEST PLAYS

LONGEST OFFENSIVE PLAYS / RAVENS HISTORY

Yards	Players Involved	Game
95t	Joe Flacco to Mike Wallace	11/6/16 vs. Pit.
92	Eric Zeier to Derrick Alexander	12/7/97 vs. Sea.
87t	Steve McNair to Mark Clayton	12/10/06 at KC

RAVENS CATCHES OF 50+ YARDS

2016 NFL SEASON

Team	50+ Yd. Rec.
Miami	11
New England	8
San Diego	8
Washington	8
Baltimore, Atlanta	7

RAVENS SINGLE SEASONS

Year	50+ Yd. Rec.
1998	8
1999	8
2016	7
2013	6
1996, 2010	5

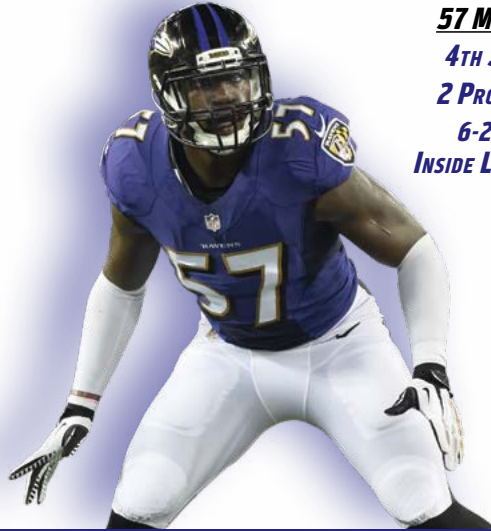


C.J. MOSLEY NOTES

MOSLEY MANS THE MIDDLE

NFL DEFENDERS W/ 300 TACKLES, 7 INTS & 5 SACKS / SINCE 2014

Player (Team)	Tackles	INTs	Sacks
Luke Kuechly (Car.)	407	7	6
C.J. Mosley (Bal.)	375	7	7
Thomas Davis (Car.)	334	7	11.5



57 MOSLEY
4TH SEASON
2 PRO BOWLS
6-2, 250
INSIDE LINEBACKER

C.J.'S STOPS

LB C.J. Mosley, Baltimore's 2014 first-round draft pick and a two-time Pro Bowler, has produced the NFL's sixth-most (tied) total tackles (375) over the past four seasons.

NFL'S TACKLE LEADERS / SINCE 2014

Rk.	Player (Team)	Tackles
1.	Bobby Wagner (Sea.)	418
2.	Luke Kuechly (Car.)	407
3.	Lavonte David (TB)	396
4.	Preston Brown (Buf.)	390
5.	K.J. Wright (Sea.)	377
6.	C.J. Mosley (Bal.)	375
	Telvin Smith (Jax.)	375
8.	Lawrence Timmons (Mia.)	371
9.	D'Qwell Jackson (FA)	366
10.	Johnathan Cyprien (Ten.)	351
11.	Paul Posluszny (Jax.)	347
12.	Demario Davis (NYJ)	343

"The MLB position is not about splash plays, and it's not about stats. It's about being the heartbeat of a team defense. Ever since C.J. came into the NFL three seasons ago, Baltimore's defense has been in the Top 8. You have to respect that, because when you're the MLB, you're the anchor. You're like the symphony conductor. To come in and run a defense like that at 22 years old is special. Ask any guy in the league, and they'd tell you. C.J. has the potential to make that defense click for a long time."

— Ryan Shazier, Steelers ILB

MOSLEY QUICK HITS

- ✓ In 2016, Mosley tallied 92 stops, 5 TFL, 4 INTs, 8 PD and 1 FF, earning the second Pro Bowl honor of his career.
- ✓ Mosley was the NFL's only player with at least 125 tackles, 3 sacks and 2 INTs in 2014, when he finished second to DT Aaron Donald in the 2014 NFL Defensive Rookie of the Year voting.
- ✓ Mosley (2014), Daryl Smith (2013) & Ray Lewis (1998, 1999, 2000 & 2001) are the only Raven defenders to register at least 115 tackles, 3 sacks and 2 INTs in a single season.
- ✓ Mosley is the first-ever Ravens rookie to earn Pro Bowl honors (2014).

375

Total Tackles
NFL's 6th Most (tied)
Since 2014

38

Total Tackles
Ravens Most
in 2017 (Third in NFL)

3.8

Opp. Rushing Avg.
NFL's Fourth-Best
Mark Since 2014

96.4

Opp. Rush Yards/Game
NFL's Fifth-Best
Mark Since 2014

'BACKER THEFTS

In 2016, LB C.J. Mosley's 4 INTs ranked as the NFL's second most among LBs and second most by a LB in Ravens single-season history. During his short, but standout career, Mosley has picked off 7 passes.

INTS / NFL LINEBACKERS (Since 2014)

1. C.J. Mosley (Bal.) 7
- Thomas Davis (Car.) 7
- Jordan Hicks (Phi.) 7
- Luke Kuechly (Car.) 7
- Five Players 5
- Eight Players 4

INTS / NFL LINEBACKERS (2016 Season)

1. Jordan Hicks (Phi.) 5
2. C.J. Mosley (Bal.) 4
3. Zachary Orr (Bal.) 3
- Thomas Davis (Car.) 3
- Deion Jones (Atl.) 3
- Ryan Shazier (Pit.) 3

INTS / RAVENS LINEBACKERS (Single-Season History)

1. Ray Lewis (2003) 6
2. C.J. Mosley (2016) 4
3. Zachary Orr (2016) 3
- Ray Lewis (3 times) 3
- Daryl Smith (2013) 3



MARSHAL YANDA & BRANDON WILLIAMS NOTES


73 YANDA

11TH SEASON

6 PRO BOWLS

6-3, 305

GUARD



STANDING GUARD

G Marshal Yanda, who in Week 2 sustained an ankle injury and will miss the remainder of the season on Injured Reserve, owns six-career Pro Bowls, which ties (**OLB Terrell Suggs**) for fourth in Ravens history. Yanda's six-straight All-Star nods also rank as the NFL's second-longest active streak among linemen (first by guards).

MOST PRO BOWLS (Ravens History)

LB Ray Lewis	13
T Jonathan Ogden	11
S Ed Reed	9
OLB Terrell Suggs	6
G Marshal Yanda	6

CONSECUTIVE PRO BOWLS Active NFL Streaks by O-Linemen

T Joe Thomas (Cle.)	10
G Marshal Yanda (Bal.)	6
T Trent Williams (Was.)	5
T Tyron Smith (Dal.)	4

"Of the many traits that have marked Yanda as a great player over the years, one is his ability to shift positions without losing effectiveness. That versatility is a product of his intelligence and his underappreciated athleticism. He's also a straight-up tough dude, much like Terrell Suggs on the other side of the ball. Only the elite of the elite guards earn serious Hall of Fame consideration. Yanda belongs in that realm."

– Childs Walker, *The Baltimore Sun*

PERENNIAL PRO BOWLER

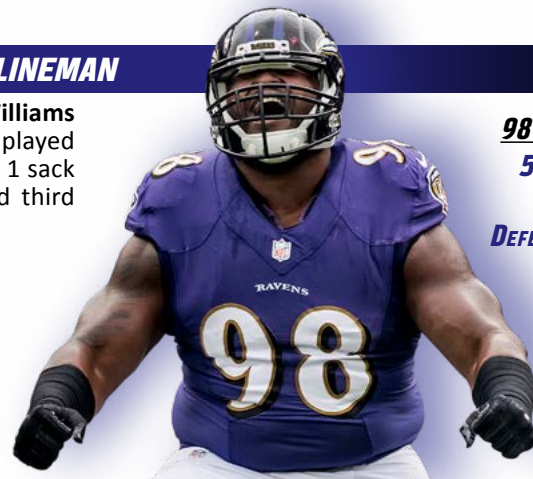
The 2016 campaign marked the sixth-consecutive Pro Bowl invite for **G Marshal Yanda**. The 11-year veteran has played in 146 games (135 starts) during his career, ranking as the second-most games played among offensive linemen in Ravens history (Jonathan Ogden – 177). Prior to the 2015 campaign, Ravens' season ticket holders voted Yanda as one of the Top 10 players in the franchise's 20-year existence.

MOST PRO BOWLS / ACTIVE NFL OFFENSIVE LINEMEN

Rk.	Player (Team)	Pro Bowls
1.	T Joe Thomas (Cle.)	10
2.	T Jason Peters (Phi.)	9
3.	C Nick Mangold (FA)	7
4.	G Marshal Yanda (Bal.)	6
	G Jahri Evans (GB)	6

A DOMINANT D-LINEMAN

Named a second alternate to the Pro Bowl in 2016, **DT Brandon Williams** continued to emerge as one of the NFL's best linemen. Williams played perhaps his best game in Week 7 at NYJ when he racked up 8 tackles, 1 sack and 1 blocked FG attempt. Impressively, his 51 total tackles ranked third among all NFL nose tackles, while his 34 solo stops were second.



98 WILLIAMS
5TH SEASON
6-1, 340
DEFENSIVE TACKLE

TOTAL TACKLES / NFL NTS (2016 Season)

1. Damon Harrison (NYG) . . .	86
2. Danny Shelton (Cle.) . . .	59
3. Brandon Williams (Bal.) . .	51
4. Sylvester Williams (Den.) . .	29
5. Mike Purcell (SF)	26

SOLO TACKLES /NFL NTS (2016 Season)

1. Damon Harrison (NYG) . . .	55
2. Brandon Williams (Bal.) . .	34
3. Danny Shelton (Cle.) . . .	32
4. Sylvester Williams (Den.) . .	20
5. Two Players	17

RAVENS' RUN "D" WITH WILLIAMS

- ✓ Since Williams became a starter in 2014, Baltimore has allowed just 96.4 rushing yards per game, ranking third in the NFL.
- ✓ In 2016, the Ravens' run defense ranked No. 5 in the league, permitting 89.4 yards per game. Baltimore allowed 74 rushing first downs, ranking as the NFL's second fewest.



TACKLES FOR LOSS
Most Among NFL NTS
from 2014-16



TOTAL TACKLES
Second Among NFL NTS
from 2014-16

TONY JEFFERSON & DANNY WOODHEAD NOTES



DROPPIN' FOR LOSS

In 2016, while playing for Arizona, **S Tony Jefferson's** 13 tackles for loss led all NFL defensive backs (NYG's Landon Collins was next with 9). The 13 TFL rank as the NFL's most by a DB in a season since the stat began being tracked in 2008.

23 JEFFERSON

5TH SEASON
5-11, 215
SAFETY

MOST TACKLES FOR LOSS / NFL DEFENSIVE BACKS / 2016 SEASON

Rk.	Player	Tackles for Loss
1.	Tony Jefferson (Ari.)	13
2.	Landon Collins (NYG)	9
3.	Brandon Flowers (SD)	6
	T.J. McDonald (LAR)	6

"No disrespect to any of the guys I've played with, but it's nice not to have to explain why I do certain things or why I'm doing this in this coverage. From Day One, [Jefferson] already had a feel for how I play and how to work off me. ... It frees me up a lot more mentally. I don't have to tell him after each play why I did this or, before the snap, say, 'Let's do this.' He already knows. That is just light years ahead of most guys I've played with. I've loved every guy I've played with, but he's just on another level."

– Eric Weddle, Ravens Safety

"I believe our defense has a chance to be very special, and I'm excited about the guys we have. But we can't just talk about being great; we have to go out there and do it."

– Tony Jefferson, Ravens Safety

JEFFERSON MAKES HIS MARK

MOST SINGLE-SEASON TACKLES FOR LOSS / NFL DBs / SINCE 2008

Rk.	Player	Year	Tackles for Loss
1.	Tony Jefferson (Ari.)	2016	13
2.	Antoine Winfield (Min.)	2008	12
3.	Six Players	n/a	11



39 WOODHEAD

9TH SEASON
5-8, 204
RUNNING BACK

A NOSE FOR THE END ZONE

Since he entered the NFL in 2009, **RB Danny Woodhead** is one of four players (Jamaal Charles, Matt Forte & Darren Sproles) to produce at least 15 rushing TDs and 15 receiving TDs. (He has 15 rushing and 17 receiving scores in his career.)

SINCE 2009 / NFL PLAYERS WITH AT LEAST 15 RUSHING & 15 RECEIVING TOUCHDOWNS

- ✓ Danny Woodhead
- ✓ Matt Forte
- ✓ Jamaal Charles
- ✓ Darren Sproles



TACKLES FOR LOSS
Third Most (tied)
Among NFL Safeties in 2017



TACKLES FOR LOSS
Most Among NFL
Safeties since 2016



TOTAL TACKLES
Sixth (tied) Among NFL
Safeties since 2016

"Really, ever since we lost Ray Rice, we haven't had a type of back that's quite like how Ray was and quite like how Danny is in the passing game. They just have a very good feel for when they're open and how to get open, how to sit in holes, how to find my eyes, and you can already see that. You can see he has a really good feel for those kinds of things. If you remember back, obviously, Ray was really good at doing that, and that gives a lot to your offense for sure."

– QB Joe Flacco on Woodhead, who is currently on IR (hamstring), but could return at some point in 2017

SAM KOCH NOTES

SOARING WITH SAM

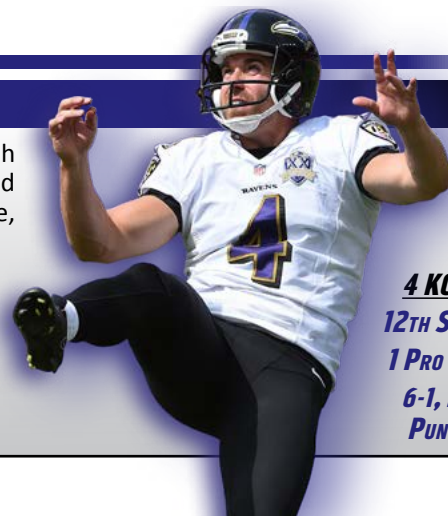
Pro Bowl P **Sam Koch** owns a 45.2 career gross average and 39.5 career net, both marks that rank first in Ravens history. In 2014, Koch posted a career-high and Ravens franchise-record 47.4-yard gross average and a 43.3-yard net average, shattering his previous personal bests.

CAREER GROSS PUNTING AVG. (Ravens History)

Rk.	Player	Avg.
1.	Sam Koch	45.2
2.	Greg Montgomery	43.2
3.	Dave Zastudil	41.6

CAREER NET PUNTING AVG. (Ravens History)

Rk.	Player	Avg.
1.	Sam Koch	39.5
2.	Greg Montgomery	37.2
3.	Kyle Richardson	35.4



4 KOCH
12TH SEASON
1 PRO BOWL
6-1, 222
PUNTER

“He’s a unique punter. He’s changing the way the game is going to be played. It’s remarkable to me that more have not necessarily followed the lead. Perhaps that’s an indication of how difficult it is to do what he’s doing, because you don’t see much of it – even from the highly-skilled professionals that we see on a weekly basis.”

– Jerry Rosburg, Ravens Special Teams Coordinator

PINNING ‘EM DEEP

Dating back to 2006, when he entered the NFL, **P Sam Koch**’s 326 punts inside the 20 rank second in the NFL.

NFL PUNTS INSIDE THE 20 / SINCE 2006

Rk.	Player	In 20
1.	Dustin Colquitt (KC)	373
2.	Sam Koch (Bal.)	326
3.	Donnie Jones (Phi.)	310
4.	Andy Lee (Car.)	308
5.	Shane Lechler (Hou.)	304

SAM IN THE 20

P Sam Koch is the Ravens’ all-time leader in punts inside the 20 (currently has 326 during his career). In 2010, he posted a career-high 39 boots inside the 20, which were the NFL’s second most and tie for 11th best all time in league history. In 2016, Koch’s 37 punts inside the 20 ranked third (tied) in the NFL.

PUNTS INSIDE THE 20 (Ravens History)

Rk.	Player	In 20
1.	Sam Koch	326
2.	Kyle Richardson	128
3.	Dave Zastudil	89
4.	Greg Montgomery	47

PUNTS INSIDE THE 20 (2016 NFL Season)

Rk.	Player (Team)	In 20
1.	Johnny Hekker (LAR)	51
2.	Dustin Colquitt (KC)	38
3.	Sam Koch (Bal.)	37
	Bryan Anger (TB)	37



In his 10th season (2015), **P Sam Koch** was finally named to his first Pro Bowl, as the standout punter’s net average (42.9) ranked No. 2 in the NFL, while his gross average (46.7) was ninth. Koch also dominated the league in 2014, producing the No. 1 net (43.3) and No. 3 gross (47.4) averages.

PRO BOWL PUNTER

NOTE THE QUOTE

ESPN.com’s Kevin Seifert on Sam Koch’s arsenal of punts:

“Some are designed to hook toward the sideline with maximum hang time. Others use an intentionally low trajectory to aid coverage teams. He has a knuckler and one kick that drops, from the returner’s perspective, roughly in the shape of the letter ‘S.’ He’s debuted a “boomerang” punt that does just what you would imagine it might. Most, but not all, of these punts are intended to discourage a clean catch and minimize the return.

“It’s not unusual for NFL punters to develop a “changeup” of sorts, but no one has ever had multiple options at the ready. ... The NFL changes every day, but there are only a few moments in each generation when it transforms. This is one of them. In plain sight, Sam Koch and the Ravens have introduced a new way to punt.”

RAVENS IRONMAN

RAVENS CONSECUTIVE GAMES PLAYED / ALL-TIME STREAKS


Rk.	Player	Games	Years
1.	Sam Koch	180	2006-present
2.	Jarret Johnson	129	2003-11
3.	Joe Flacco	122	2008-2015

BALTIMORE RAVENS MOST ALL-TIME GAMES PLAYED

Rk.	Player	Games	Years
1.	Ray Lewis	228	1996-2012
2.	Matt Stover	207	1996-2008
3.	Terrell Suggs	201	2003-present
4.	Sam Koch	180	2006-present
	Jonathan Ogden	177	1996-2007



Punts In 20
NFL’s Fourth Most
Since 2014



Net Punt Average
NFL’s Fifth Best
Since 2014



Gross Punt Average
NFL’s 12th Best
Since 2014



JUSTIN TUCKER NOTES

TUCKER AN ALL-TIME BEST

K Justin Tucker is the NFL's second-most accurate kicker of all time, hitting on 172 of 193 FGAs to produce an 89.1 success rate. In 2016, he connected on 38 of 39 FGAs (lone miss was a block), posting the fifth-best pct. (97.4) in NFL single-season history.

BEST CAREER FIELD GOAL PERCENTAGE (NFL History / Min. 100 Att.)

Rk.	Player	FGM-FGA	Pct.
1.	Dan Bailey	177-197	89.8
2.	Justin Tucker	172-193	89.1
3.	Stephen Gostkowski	311-356	87.4
4.	Steven Hauschka	199-228	87.3
5.	Mike Vanderjagt	230-266	86.5



9 TUCKER
6TH SEASON
2 PRO BOWLS
6-1, 183
KICKER

*"We've got the best kicker in the league. There's no doubt about it. It's great to have a kicker with ice in his veins."
– Terrell Suggs, Ravens OLB*

TUCKER'S CAREER STATS

Year	1-19	20-29	30-39	40-49	50+	Total	Pct.	LG	PAT	Pts
2012	0-0	8-8	8-8	10-13	4-4	30-33	90.9	56	42-42	132
2013	0-0	10-10	12-13	10-11	6-7	38-41	92.7	61	26-26	140
2014	0-0	10-10	11-11	4-4	4-9	29-34	85.3	55	42-42	129
2015	0-0	10-10	9-9	10-11	4-10	33-40	82.5	52	29-29	128
2016	0-0	4-4	10-11	14-14	10-10	38-39	97.4	57	27-27	141
2017	0-0	3-3	0-0	1-1	0-2	4-6	66.7	42	6-6	18
Totals	0-0	45-45	50-52	49-54	28-42	172-193	89.1	61	172-172	688



FGs Made
NFL's Most
Since 2012



Points Scored
NFL's Second
Most Since 2012



Career FG Pct.
Second-Best Mark
in NFL History



40-Plus-Yard FGs
NFL's Most
Since 2012



50-Plus-Yard FGs
NFL's Most (tied)
Since 2012

A TREMENDOUS 2016

In 2016, All-Pro **K Justin Tucker** connected on 38 of 39 FGAs (lone miss was a block), posting the fifth-best percentage in NFL single-season history. In addition to making 35-straight FGs at one point (tied for fifth-best streak ever), here are several facts about his remarkable season, which is arguably the best ever by a kicker:

- ✓ Tucker's 38 FGs made ranked No. 1 in the NFL. He was also 27-of-27 on PATs. An NFL single-season record 24 of Tucker's 38 FGs made in 2016 came from 40 yards or beyond.
- ✓ Tucker's 10 FGs of 50-plus yards are a Ravens' single-season record. They tie (Blair Walsh, 2012) for the most in NFL history. (Tucker was a perfect 10-for-10 from 50 yards and out during the 2016 season.)
- ✓ Tucker's 141 points ranked second in the league only behind Atlanta's Matt Bryant (158).
- ✓ In Week 12 vs. Cincy, Tucker became just the ninth kicker in league history to make 3 FGs of 50-plus yards in a single game (52, 57 & 54). He is also the first kicker in NFL history to make 3 FGs of 50-plus yards in the first half of a game. (These feats earned him AFC ST POW honors.)

BEST FG PERCENTAGE / NFL SINGLE-SEASON HISTORY

Rk.	Player (Team)	FGM-FGA	Pct.
1.	Gary Anderson (1998)	35-35	100.0
	Mike Vanderjagt (2003)	37-37	100.0
	Jeff Wilkins (2000)	17-17	100.0
	Tony Zendejas (1991)	17-17	100.0
5.	Justin Tucker (2016)	38-39	97.4

TUCKER TIDBITS

- ✓ *Since PATs were moved back in 2015, Tucker (62-of-62) and Dan Bailey (81-of-81) are the only kickers yet to miss.*
- ✓ *Tucker is a three-time AFC Player of the Month, which ties him with Ed Reed & Matt Stover for most in Ravens history. Tucker has also earned seven AFC Special Teams Player of the Week honors.*
- ✓ *Tucker's 6 FGs on 12/16/13 at Det. set a team record and a single-game NFL high in 2013. Against the Lions, he became the first NFL kicker ever to connect from the 20-, 30-, 40-, 50- & 60-yard range in a game.*
- ✓ *Tucker's 92.8 career FG% when kicking on grass (77-of-83) ranks as the NFL's best of all time. (The next best is Dan Bailey at 87.7%.)*
- ✓ *Tucker's 92.4 career FG% (85-of-92) in the second half/overtime ranks as the NFL's best second half/OT mark of all time.*



JUSTIN TUCKER & ERIC WEDDLE NOTES

TUCK'S CHART TALK

MOST FIELD GOALS MADE / SINCE 2012

Rk.	Player (Team)	FGM
1.	Justin Tucker (Bal.)	172
2.	Stephen Gostkowski (NE)	170
3.	Steven Hauschka (Buf.)	158
4.	Adam Vinatieri (Ind.)	148
5.	Dan Bailey (Dal.)	145

MOST NFL POINTS / SINCE 2012

Rk.	Player (Team)	Points
1.	Stephen Gostkowski (NE)	782
2.	Justin Tucker (Bal.)	688
3.	Steven Hauschka (Buf.)	681
4.	Dan Bailey (Dal.)	656
5.	Adam Vinatieri (Ind.)	647

CONSECUTIVE FIELD GOALS MADE (All-Time NFL Streaks)

Rk.	Kicker (Years)	FGs Made
1.	Adam Vinatieri (2015-16)	44
2.	Mike Vanderjagt (2002-04)	42
3.	Gary Anderson (1997-98)	40
4.	Matt Stover (2005-06)	36
5.	Justin Tucker (2015-16) Adam Vinatieri (2013-14)	35

BEST NFL FIELD GOAL PERCENTAGE (2016 Season)

Rk.	Player (Team)	FGM-FGA	Pct.
1.	Justin Tucker (Bal.)	38-39	97.4
2.	Matt Bryant (Atl.)	34-37	91.9
3.	Ryan Succop (Ten.)	22-24	91.7
4.	Steven Hauschka (Sea.)	33-37	89.2
5.	Cairo Santos (KC)	31-35	88.6
6.	Two Players	27-31	87.1

BEST FIELD GOAL PERCENTAGE / ROOKIES (NFL History)

Rk.	Player (Year)	FGM-FGA	Pct.
1.	Blair Walsh (2012)	35-38	92.1
2.	Justin Tucker (2012)	30-33	90.9
3.	Cody Parkey (2014)	32-36	88.9
	Alex Henery (2011)	24-27	88.9
5.	Chandler Catanzaro (2014)	29-33	87.9
6.	Dan Bailey (2011)	32-37	86.5

BEST FIELD GOAL PERCENTAGE (Ravens Single-Season History)

Rk.	Player (Year)	FGM-FGA	Pct.
1.	Justin Tucker (2016)	38-39	97.4
2.	Matt Stover (2006)	28-30	93.3
3.	Justin Tucker (2013)	38-41	92.7
4.	Justin Tucker (2012)	30-33	90.9
5.	Matt Stover (2004)	29-32	90.6

(min. 16 att.)

TUCKER'S GAME-WINNERS

12

Career game-winning FGs by K Justin Tucker:

- 2016: Week 3 at Jax., 53 yards
- 2016: Week 2 at Cle., 49 yards
- 2015: Week 11 vs. STL, 47 yards
- 2015: Week 8 vs. SD, 39 yards
- 2015: Week 4 at Pit., 52 yards OT
- 2014: Week 3 at Cle., 32 yards
- 2013: Week 15 at Det., 61 yards
- 2013: Week 10 vs. Cin., 46 yards OT
- 2013: Week 5 at Mia., 44 yards
- 2012: Div. at Den., 47 yards 2OT
- 2012: Week 12 at SD, 38 yards OT
- 2012: Week 3 vs. NE, 27 yards

"He's very valuable. I'm a Justin Tucker guy, along with Morgan [Cox, snapper] and Sam [Koch, holder]. It's a team effort in there with the protection, and those guys do a good job. But when it's all said and done, the kicker is key. He's the guy that's going to knock it through the uprights, and there's nobody better than Justin Tucker."

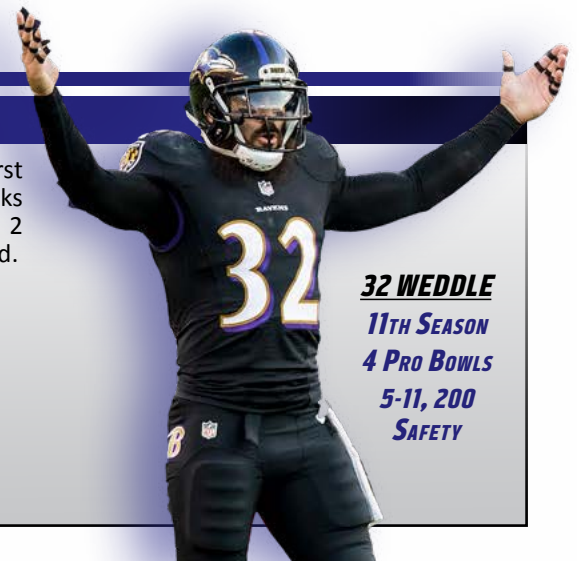
– John Harbaugh, Ravens Head Coach

THE SECONDARY'S SERGEANT

S Eric Weddle's 25-career INTs rank third (tied) among active safeties. In his first year (2016) as a Raven, he earned Pro Bowl honors by producing a team-high 4 picks (tied, C.J. Mosley) and 89 tackles. The four-time NFL All-Star has already posted 2 INTs this season, tying **CB Brandon Carr** and **DB Lardarius Webb** for the team lead.

NFL INTERCEPTIONS LEADERS / ACTIVE NFL SAFETIES

Rk.	Player (Team)	INTs	Yards	TDs
1.	DeAngelo Hall (Was.)	43	838	5
2.	Reggie Nelson (Oak.)	35	483	1
3.	Eric Weddle (Bal.)	25	384	3
	Mike Adams (Car.)	25	284	2
5.	Glover Quinn (Det.)	23	347	2
	Earl Thomas (Sea.)	23	295	1



32 WEDDLE
11TH SEASON
4 PRO BOWLS
5-11, 200
SAFETY

WEDDLE 2016 FAST FACTS

- ✓ Weddle was one of three NFL safeties (Landon Collins & Kurt Coleman) with at least 4 INTs and 1 sack in 2016.
- ✓ Weddle's 4 INTs tied for fifth among NFL safeties.
- ✓ Weddle's 13 PD marked a career high and led the team.



Active NFL Safety (Weddle) w/ 900 tackles, 20 INTs & 5 sacks



Active NFL Safeties (Weddle, D. Hall & R. Nelson) w/ 20 INTs & 80 PD



Team-Leading INTs in 2016 tied w/ C.J. Mosley



RAVENS IN OUR COMMUNITY

ACT VOLUNTEER ACTIVITIES



All season long, members of the Ravens All Community Team (ACT) will be giving back to fans in the Baltimore community. The All Community Team is a partnership among the Ravens organization, players and members of the corporate community who provide financial and volunteer support for many Ravens' service projects. Through a wide variety of activities and events, the ACT makes a positive impact in Maryland while strengthening ties between the Ravens, its partners and the community. Each month, the group will participate in various projects to benefit local charitable organizations and individuals in need. On Sept. 27, the ACT volunteered at the Ronald McDonald House in Baltimore, where they helped to clean and organize the facility for visiting families.

LONDON PLAY 60 FESTIVAL

In September, the Baltimore Ravens made their first team trip to London when they played against the Jacksonville Jaguars. To help promote the sport of football globally, several former and current Ravens players, including **LB Ray Lewis** (pictured bottom left) and **G/T Jermaine Eluemunor** (pictured bottom right), coached youth during the London PLAY 60 Festival. Youth who participated in the event learned basic football fundamentals like passing, tackling and receiving. In conjunction with the NFL, this month the Ravens will continue their PLAY 60 initiatives, which promote physical fitness by encouraging youth to be physically active for at least 60 minutes each day.



HISPANIC HERITAGE MONTH



The Ravens recognized Jorge Eduardo Castillo (pictured left), as the recipient of the NFL Hispanic Heritage Leadership Award at their game on Oct. 1 against the Pittsburgh Steelers. During the game, Castillo was presented with a commemorative trophy during an on-field ceremony. Currently, he serves as the founder and chief strategist of his bilingual consulting firm, iOnward! Estrategias. Castillo also resides as the chairman and president of the Maryland Hispanic Chamber of Commerce. As an active volunteer in the community, Castillo has spent several years serving organizations like House of Ruth Maryland and Project Place. This past August, he was recognized for his outstanding service when he received the 20-Year Leadership Excellence Award from DCBX for his commitment to making a difference in the Hispanic community.



JOHN HARBAUGH MONDAY PRESS CONFERENCE: WEEK 5

You won the first two games, and you guys looked good. In the last two, not as good. When you look at the film, is there a discernible difference between the way you played in the first two and the last two? (David Ginsburg) “There is. There are a lot of denominators there. They are pretty straightforward – turnovers, getting turnovers are big, stopping the run, getting first downs, getting off the field on third down. Those are big factors. There have been some big plays against us. It was really more last week than this week, passing-wise. Those are the big things.”

A lot of the guys yesterday used the word “execution.” Have you seen a drop-off in execution on both sides of the ball? (David Ginsburg) “I don’t think we executed well enough to win the game yesterday. Pittsburgh outplayed us, outcoached us. They had a couple good ideas in their run game. I thought they did a nice job of organizing their run game and finding some spots to attack. They blocked them really well, and the backs ran well. We did not defend them as well as we need to. We go to work on that, we have been studying it all morning, and we will go to work on making sure we can try and correct those things.”

In looking at the film from the offense in terms of the way they are approaching things, has it become a little bit too one-dimensional? In other words, the passing game. (Jerry Coleman) “In results, certainly. We are trying to ... We tried to throw the ball yesterday a little more. But you have to make some plays. A lot of things can be better. It is never one thing in any area. You can pinpoint this, that and the other, and when you look at different plays, it is different areas. That is why everybody has to work to get a little better in every single area, and then plays start getting made and things start looking a lot better. It is never black and white. It is never a total positive or a total negative. It is usually just putting it all together in a way that clicks. When it clicks, it looks good. When it doesn’t click, it doesn’t look good. We can do that; we are capable of doing that. You saw the plays yesterday that we were close on. We just have to keep working to get that done and we can.”

Obviously, when things aren’t going well, especially offensively, a lot of eyes go to the quarterback, with QB Joe Flacco. What have you seen out of QB Joe Flacco? The fans have their viewpoint, but what have you seen? (Jamison Hensley) “I do not know what the fans’ viewpoint is; I haven’t really read it. I think that anybody that watches football, you can look at things and have an outlook and opinion, and it is all fair because that is what you see. The quarterback is definitely the focal point of the whole thing, and it always comes back to the quarterback. That is one thing about Joe, and I think all the really good quarterbacks recognize that and they take responsibility for that. In the end, as far as what happens on the field, it comes back to the quarterback. When it is good, he gets a lot of the credit, and when it is bad, he gets a lot of the blame. Everybody has to get better. Joe said yesterday – I think I read somewhere – that it starts with him. That is good that he does it, that he thinks that way. That is the way the great ones think. That is something that we just have to help him with. We all do that. I want to see him play well. I want to see him put up numbers and make plays, but it is not just him. It is the offense in totality that has to do that.”

Has the offensive line been a challenge with getting QB Joe Flacco in a rhythm because you guys have had injuries and inconsistencies? (Luke Jones) “That is part of it. There are 11 guys out there, and there are five offensive linemen. Getting those guys clicking is part of it. There are a couple of young guys out there. I am not going to sit here and say there aren’t. There are young guys out there who are learning on the run, especially at right guard. I think James [Hurst] at left guard has been pretty good. A couple of times yesterday – they have some good defensive linemen – they got on our edges a few times. Whether we were sliding in a certain direction, they were bringing the nickel off the edge, and we were just a tick late in getting out there and getting on those guys. They are powerful guys; they get on your edge, and it is hard to recover from that. They will put pressure on the quarterback. We just have to keep working all of those things that we do. We are not going to change dramatically what we do. You can’t panic and say, ‘OK, we are going to do something different.’ Within our offense, we have all the elements to ... We have different ways to attack people, different tempos. We have different types of three-, five- and seven-step passing game. We can move, we can boot, and we can keep. We can play-action; we have all of that. It is [about] how do we put it together in a way each week that gives our guys a chance to execute the best? That is what we try to do as coaches. We try to put the best gameplan we can together and then continue to work on the execution within that.”

Acknowledging that there are a lot of injuries in front of him, in terms of the offensive line, are there still plays that a quarterback who is in his 10th year is leaving out on the field that you look at? (Jerry Coleman) “Sure. He will tell you that.”



There are plays that every single guy is leaving out on the field. Obviously, when it is the quarterback, it is the most obvious part of it. There is never a game when a player doesn't leave plays on the field. It is when the plays get made that it kind of covers it up a little bit, too. You know the game. If we hit the double move to the left sideline, that is a huge play that might score. If we hit the throwback over there in the right corner – the pylon – that is a big score. That changes the whole complexion of the game, just two plays right there. There were more plays than that that we could have made. All of those things come into play. To me, that is how fine a line it is in this league."

The last two weeks, teams have been able to run the ball without DT Brandon Williams in there. How have you guys been able to fill that void without Brandon? (Todd Karpovich) "We are not defending the run as well as we want to, for sure. Interior-wise, we are playing OK, not as well as when Brandon [Williams] was there. But Michael Pierce is playing really well. I give him a lot of credit, and those young guys are doing pretty well, too, when you watch it. Our problem yesterday was more on the edges. We had a problem on the edges with some of their formations. They put two and three tight ends out there, and we didn't respond to some of the gap schemes as well as we can, as well as we need to, and I think that is where they popped those runs for the most part."

Before the game yesterday, we saw DT Brandon Williams in a walking boot. Can you provide some kind of timeline or anything about Brandon going forward? (Shawn Steptner) "I don't have it. I don't have it. When he starts practicing, you'll know. It's one of those injuries that is just a little bit unpredictable. We're very hopeful it'll be soon. When he starts practicing, you'll know he's close."

CB Jaylen Hill is a guy that's been out for over a month. I know he's someone you guys liked a lot in the preseason. Is he getting close to a point where he's coming back? (Luke Jones) "Yes, I said it was a hamstring [injury], and he sure should be [back]. I won't sit here and say I'm not a little frustrated with it, in all honesty. It was one of the ones that we expected him to be back by now. But, it's just a little slow healing, I guess. Again, when he gets to start practicing ... I ask the same question every week: 'Where's he at?' He's just not there quite yet; maybe he will be when we go out to practice on Wednesday – we'll see."

With S Eric Weddle's interception, is there something going forward, as far as rules, where if they would have let the play go on, it would have been a touchdown and you wouldn't have had to settle for a field goal. Is there anything going forward that, rules-wise, they could adjust that, so it's not putting you in a situation like that? (Jamison Hensley) "I don't know that there's a rule. I think what they want to have done there is they want those to be allowed to play out. You'll see a lot of them look pretty obvious that they won't blow the whistle on, then you have to go back and challenge them and hope you have an angle. That has happened to us a couple times in the preseason, where they let them play out, and it was pretty clear [that] maybe they shouldn't have – it was down, or whatever – but, then you didn't have an angle, and somebody was blocking the angles, especially in the preseason where there are not many cameras out there. You're like, 'Man, that should've been blown dead.' That one was blown dead, when it shouldn't have been blown dead; it should've been allowed to play out. It's bang-bang. It's a lot easier said than done. When you're out there with a whistle, it's probably a lot tougher than what it appears from where we're all sitting."

Do you have a method to help solve a fumbling problem? I know you talked about RB Alex Collins and the low fumbling tolerance you have. Is there something you can do? (Jerry Coleman) "Yes, we're working on it. We're working on the way he carries the ball, technique-wise. He has to cut one or two things that are an issue that we're trying to fix. I do think, in his case, that he can be corrected. I think he is very conscientious of it. I feel the same way about all of our guys; I don't think we have any 'fumlbers.' Once you feel a guy is a fumbler, you're pretty much done with him. But, none of our guys I feel that way about. I think all of those guys are conscientious and just need to focus a little more on holding on to the football the right way. I'll say this: We can't be turning the ball over. That's just it. We just cannot be turning the ball over; that's not the way we're going to win games around here. I don't think too many teams are. We just have to get that done, and if they don't get it done – if any player, not 'they' – if any player doesn't get it done, it's going to be a problem. If we want to win, we have to hold on to the football."

Earlier you mentioned there were a lot of big plays in Sunday's game. Is there anything that you can look to as to why this is occurring. Is it the coach just calling the right plays, maybe a breakdown somewhere? (Ed Lee) "This game was more the run."



It was more that they did a good job of scheming up a certain type of gap scheme; it's a counter-gap scheme that they ran. They were bouncing it outside, and we just have to fix that in our defense. I give them all the credit in the world. Sometimes you can overcome it, and they scheme you up and you can fix it a little quicker. We stopped it a number of times, but even at the end in the four-minute [situation], they bled some yards on us. Give them credit. We have to do a better with that particular scheme. It was one scheme this past week that hurt us more than anything."

You're traveling the opposite way this week. How much, as a head coach, do you consider travel being an issue and the impact on your team? (Jamison Hensley) "You definitely think a lot about it; that's something that's always on your mind. It's hard to quantify it, though. It's hard for me to sit back and say, 'Hey, this London thing took a lot out of us. Maybe we're going west now [and] it'll be easier.' I don't know. I don't want to become an expert at those things, but I'll listen to the experts and to the advice. I can tell you, there are a lot of different opinions, and everyone has one, and everyone seems like they know what they're talking about – at least, they act like they do. I think the bottom line is – and the thing I come to after these years now – is that the old ways are usually the best ways. When you start trying to mess around with too many new ideas, you find out it's usually just a bunch of theory. The ways that people have done things for a long time usually are pretty solid. Going out to the West Coast on Friday is what we're going to stick with. We used to do that, we've always done that, and we're going to stick with the schedule that we used to have back in the day when I first got here, and that'll be our schedule going forward. As far as going east, to London, I'm not planning on having that conundrum again for a while. We'll see how that goes, but I think teams going out there have had their issues, for sure, and then even coming back."

I know you touched on the offensive line earlier. Guys are really battling there, guys who haven't had a ton of experience. Is there a concern how much QB Joe Flacco is getting hit? It seemed like there was a stretch in the third quarter where it may have happened on three-consecutive plays. (Jeff Zrebiec) "I felt the same way. It was just too much; he's getting hit too much. We have to work on that. That's something that you put yourself in those shoes. Any quarterback wants to be as clean as possible. When you keep your quarterback clean, the quarterback is going to be a lot better. Joe's tough, but Joe just wants to get the ball out in an accurate way, and he wants to be able to read things out. When you consistently keep the quarterback clean, I think it builds a certain rhythm to the offense. We have to figure out how to do that."

Does Oakland QB Derek Carr's status affect preparation this week? Raiders QB EJ Manuel has a little different style. Do you have to add wrinkles just to prepare for him, or is that something you do anyway? (Jeff Zrebiec) "No, we probably wouldn't do it anyway, because we would be 100 percent towards Derek Carr. We don't know right now. We'll assume Derek Carr is going to play, until we hear otherwise. I think the thing that we have seen in watching EJ Manuel is he's running the same offense that Derek Carr was running. So, it's not like they have a different offense for Manuel. He's running the Oakland Raider offense, so we'll prepare for their offense, probably try to have an understanding of what he does well. They are both mobile; Derek Carr can really move, too. So, it's not like you're talking about two guys that aren't mobile. They're both mobile quarterbacks."

ALPHABETICAL ROSTER

As of Oct. 3

No.	Name	Pos.	Ht.	Wt.	Birthdate	Exp.	College	Hometown
37	Allen, Javorius	RB	6-0	222	8/27/91	3	Southern California	Miccosukee, FL
70	Bergstrom, Tony	G/C	6-5	315	8/6/86	6	Utah	Salt Lake City, UT
61	Bowanko, Luke	C	6-6	300	6/13/91	4	Virginia	Clifton, VA
54	Bowser, Tyus	OLB	6-3	240	5/23/95	R	Houston	Tyler, TX
86	Boyle, Nick	TE	6-4	270	2/17/93	3	Delaware	Sussex, NJ
12	Campanaro, Michael	WR/RS	5-9	191	1/25/91	4	Wake Forest	Clarksville, MD
24	Carr, Brandon	CB	6-0	210	5/19/86	10	Grand Valley State	Flint, MI
36	Clark, Chuck	S	6-0	210	4/19/95	R	Virginia Tech	Suffolk, VA
34	Collins, Alex	RB	5-10	210	8/26/94	2	Arkansas	Ft. Lauderdale, FL
51	Correa, Kamalei	LB	6-3	241	4/27/94	2	Boise State	Honolulu, HI
46	Cox, Morgan	LS	6-4	235	4/26/86	8	Tennessee	Collierville, TN
94	Davis, Carl	DT	6-5	321	3/2/92	3	Iowa	Detroit, MI
71	Eluemunor, Jermaine	G/T	6-4	338	12/13/94	R	Texas A&M	London, England
5	Flacco, Joe	QB	6-6	245	1/16/85	10	Delaware	Audubon, NJ
58	Freeny, Jonathan	ILB	6-2	255	6/15/89	6	Rutgers	Coconut Creek, FL
69	Henry, Willie	DT	6-3	308	3/20/94	2	Michigan	Cleveland, OH
43	Hill, Jaylen	CB	5-10	178	5/26/94	R	Jacksonville State	Marietta, GA
77	Howard, Austin	T	6-7	330	3/22/87	8	Northern Iowa	Davenport, IA
29	Humphrey, Marlon	CB	6-0	197	7/8/96	R	Alabama	Hoover, AL
74	Hurst, James	G/T	6-5	317	12/17/91	4	North Carolina	Plainfield, IN
23	Jefferson, Tony	S	5-11	215	1/27/92	5	Oklahoma	Chula Vista, CA
66	Jensen, Ryan	G/C	6-4	319	5/27/91	4	Colorado State-Pueblo	Fort Morgan, CO
78	Joseph, Dieugot	T	6-6	300	3/21/94	R	Florida International	Orlando, FL
99	Judon, Matthew	OLB	6-3	263	8/15/92	2	Grand Valley State	West Bloomfield, MI
92	Kaufusi, Bronson	DE	6-6	285	7/6/91	2	BYU	Provo, UT
4	Koch, Sam	P	6-1	222	8/13/82	12	Nebraska	Seward, NE
41	Levine Sr., Anthony	DB/LB	5-11	209	3/27/87	6	Tennessee State	Winston-Salem, NC
18	Maclin, Jeremy	WR	6-0	198	5/11/88	9	Missouri	Kirkwood, MO
15	Mallett, Ryan	QB	6-6	250	6/5/88	7	Arkansas	Texarkana, TX
13	Matthews, Chris	WR	6-5	241	10/6/89	3	Kentucky	Los Angeles, CA
88	Mayle, Vince	TE/WR	6-2	247	6/12/91	2	Washington State	Sacramento, CA
33	McRae, Tony	CB	5-10	185	5/3/93	1	North Carolina A&T	Maxton, NC
10	Moore, Chris	WR/RS	6-1	204	6/16/93	2	Cincinnati	Tampa, FL
57	Mosley, C.J.	ILB	6-2	250	6/19/92	4	Alabama	Mobile, AL
48	Onwuasor, Patrick	ILB	6-0	227	8/22/92	2	Portland State	Inglewood, CA
11	Perriman, Breshad	WR	6-2	215	9/10/93	3	Central Florida	Lithonia, GA
97	Pierce, Michael	DT	6-0	340	11/6/92	2	Samford	Daphne, AL
42	Ricard, Patrick	DL/FB	6-3	304	5/27/94	R	Maine	Spencer, MA
68	Skura, Matt	G/C	6-3	313	2/17/93	1	Duke	Columbus, OH
22	Smith, Jimmy	CB	6-2	210	7/26/88	7	Colorado	Colton, CA
90	Smith, Za'Darius	OLB	6-4	275	9/8/92	3	Kentucky	Greenville, AL
79	Stanley, Ronnie	T	6-6	320	3/18/94	2	Notre Dame	Las Vegas, NV
55	Suggs, Terrell	OLB	6-3	265	10/11/82	15	Arizona State	Chandler, AZ
9	Tucker, Justin	K	6-1	183	11/21/89	6	Texas	Austin, TX
17	Wallace, Mike	WR	6-0	200	8/1/86	9	Mississippi	New Orleans, LA
82	Watson, Benjamin	TE	6-3	251	12/18/80	14	Georgia	Rock Hill, SC
21	Webb, Lardarius	DB/RS	5-10	185	10/12/85	9	Nicholls State	Opelika, AL
32	Weddle, Eric	S	5-11	200	1/4/85	11	Utah	Alta Loma, CA
28	West, Terrance	RB	5-10	225	1/28/91	4	Towson	Baltimore, MD
98	Williams, Brandon	DT	6-1	340	2/21/89	5	Missouri Southern St.	Kirkwood, MO
87	Williams, Maxx	TE	6-4	257	4/12/94	3	Minnesota	Waconia, MN
56	Williams, Tim	OLB	6-3	260	11/12/93	R	Alabama	Baton Rouge, LA
93	Wormley, Chris	DE	6-5	300	10/25/93	R	Michigan	Toledo, OH

Practice Squad

16	Adeboyejo, Quincy	WR	6-3	197	5/26/95	R	Mississippi	Cedar Hill, TX
45	Crockett, John	RB	6-0	215	2/16/92	2	North Dakota State	Minneapolis, MN
59	Grigsby, Nicholas	LB	6-2	230	7/2/92	2	Pittsburgh	Trotwood, OH
83	Holmes, Gabe	TE	6-5	255	3/29/91	3	Purdue	Miramar, FL
38	Jean-Baptiste, Stanley	CB	6-3	218	4/12/90	3	Nebraska	Miami, FL
62	Kouandjio, Arie	T	6-5	316	4/23/92	3	Alabama	Hyattsville, MD
81	Malleck, Ryan	TE	6-4	249	7/22/93	1	Virginia Tech	Point Pleasant, NJ
31	Martin, Ronald	S	6-2	220	2/26/93	2	Louisiana State	White Castle, LA
76	Shakir, Maurquice	G	6-4	313	10/14/93	R	Middle Tennessee State	Los Angeles, CA
7	Woodrum, Josh	QB	6-3	231	11/7/92	1	Liberty	Roanoke, VA

Injured Reserve

35	Boykin, Brandon	CB	5-10	173	7/13/90	6	Georgia	Fayetteville, GA
53	Bradley, Bam	ILB	5-11	237	6/26/94	R	Pittsburgh	Trotwood, OH
26	Canady, Maurice	CB	6-1	193	5/26/94	2	Virginia	Richmond, VA
30	Dixon, Kenneth	RB	5-10	223	1/21/94	2	Louisiana Tech	Strong, AR
80	Gillmore, Crockett	TE	6-6	266	11/16/91	4	Colorado State	Bushland, TX
60	Kublanow, Brandon	C	6-2	300	4/5/95	R	Georgia	Atlanta, GA
72	Lewis, Alex	G/T	6-6	315	4/21/92	2	Nebraska	Tempe, AZ
50	McClellan, Albert	LB	6-2	250	6/4/86	7	Marshall	Lakeland, FL
67	Nembot, Stephane	T	6-6	320	12/7/91	2	Colorado	Douala, Cameroon
44	Ortiz, Ricky (practice squad)	FB	6-0	233	4/15/94	R	Oregon State	Corona, CA
27	Price, Sheldon	CB	6-2	198	3/26/91	2	UCLA	La Puente, CA
65	Siragusa, Nico	G	6-4	320	5/10/94	R	San Diego State	San Diego, CA
96	Urban, Brent	DE	6-7	300	5/5/91	4	Virginia	Mississauga, ON, CAN
6	White, Tim	WR	5-10	181	7/15/94	R	Arizona State	Los Angeles, CA
39	Woodhead, Danny	RB	5-8	204	1/25/85	9	Chadron State	North Platte, NE
73	Yanda, Marshal	G/T	6-3	305	9/15/84	11	Iowa	Anamosa, IA
25	Young, Tavon	CB	5-9	177	3/14/94	2	Temple	Oxon Hill, MD

NUMERICAL ROSTER

As of Oct. 3

No.	Name	Pos.	Ht.	Wt.	Birthdate	Exp.	College	How Acq.	2017 Games			
									P	S	DNP	INA
4	Sam Koch	P	6-1	222	8/13/82	12	Nebraska	D6a '06	4	0	0	0
5	Joe Flacco	QB	6-6	245	1/16/85	10	Delaware	D1 '08	4	4	0	0
9	Justin Tucker	K	6-1	183	11/21/89	6	Texas	FA '12	4	0	0	0
10	Chris Moore	WR/RS	6-1	204	6/16/93	2	Cincinnati	D4b '16	2	0	0	2
11	Breshad Perriman	WR	6-2	215	9/10/93	3	Central Florida	D1 '15	4	0	0	0
12	Michael Campanaro	WR/RS	5-9	191	1/25/91	4	Wake Forest	D7 '14	4	0	0	0
13	Chris Matthews	WR	6-5	241	10/6/89	3	Kentucky	FA '15	4	0	0	0
15	Ryan Mallett	QB	6-6	250	6/5/88	7	Arkansas	FA '15	1	0	3	0
17	Mike Wallace	WR	6-0	200	8/1/86	9	Mississippi	FA '16	4	3	0	0
18	Jeremy Maclin	WR	6-0	198	5/11/88	9	Missouri	FA '17	4	4	0	0
21	Lardarius Webb	DB/RS	5-10	185	10/12/85	9	Nicholls State	D3 '09	4	2	0	0
22	Jimmy Smith	CB	6-2	210	7/26/88	7	Colorado	D1 '11	4	4	0	0
23	Tony Jefferson	S	5-11	215	1/27/92	5	Oklahoma	UFA (ARI) '17	4	4	0	0
24	Brandon Carr	CB	6-0	210	5/19/86	10	Grand Valley State	UFA (DAL) '17	4	4	0	0
28	Terrance West	RB	5-10	225	1/28/91	4	Towson	FA '15	4	3	0	0
29	Marlon Humphrey	CB	6-0	197	7/8/96	R	Alabama	D1 '17	4	0	0	0
32	Eric Weddle	S	5-11	200	1/4/85	11	Utah	UFA (SD) '16	4	4	0	0
33	Tony McRae	CB	5-10	185	5/3/93	1	North Carolina A&T	FA '17	3	0	0	0
34	Alex Collins	RB	5-10	210	8/26/94	2	Arkansas	FA '17	3	1	0	0
36	Chuck Clark	S	6-0	210	4/19/95	R	Virginia Tech	D6 '17	4	0	0	0
37	Javorius Allen	RB	6-0	222	8/27/91	3	Southern California	D4b '15	4	0	0	0
41	Anthony Levine Sr.	DB/LB	5-11	209	3/27/87	6	Tennessee State	FA '12	4	0	0	0
42	Patrick Ricard	DL/FB	6-3	304	5/27/94	R	Maine	FA '17	4	0	0	0
43	Jaylen Hill	CB	5-10	178	5/26/94	R	Jacksonville State	FA '17	0	0	0	4
46	Morgan Cox	LS	6-4	235	4/26/86	8	Tennessee	FA '10	4	0	0	0
48	Patrick Onwuasor	ILB	6-0	227	8/22/92	2	Portland State	FA '16	4	1	0	0
51	Kamalei Correa	LB	6-3	241	4/27/94	2	Boise State	D2 '16	4	3	0	0
54	Tyus Bowser	OLB	6-3	240	5/23/95	R	Houston	D2 '17	4	0	0	0
55	Terrell Suggs	OLB	6-3	265	10/11/82	15	Arizona State	D1a '03	4	4	0	0
56	Tim Williams	OLB	6-3	260	11/12/93	R	Alabama	D3b '17	3	0	0	1
57	C.J. Mosley	ILB	6-2	250	6/19/92	4	Alabama	D1 '14	4	4	0	0
58	Jonathan Freeny	ILB	6-2	255	6/15/89	6	Rutgers	FA '17	1	0	0	0
61	Luke Bowanko	C	6-6	300	6/13/91	4	Virginia	TR (JAX) '17	4	0	0	0
66	Ryan Jensen	G/C	6-4	319	5/27/91	4	Colorado State-Pueblo	D6b '13	4	4	0	0
68	Matt Skura	G/C	6-3	313	2/17/93	1	Duke	FA '16	2	2	0	0
69	Willie Henry	DT	6-3	308	3/20/94	2	Michigan	D4d '16	2	0	0	2
70	Tony Bergstrom	G/C	6-5	315	8/6/86	6	Utah	TR (ARI) '17	2	0	0	2
71	Jermaine Eluemunor	G/T	6-4	338	12/13/94	R	Texas A&M	D5 '17	2	0	0	2
74	James Hurst	G/T	6-5	317	12/17/91	4	North Carolina	FA '14	4	4	0	0
77	Austin Howard	T	6-7	330	3/22/87	8	Northern Iowa	FA '17	4	4	0	0
78	Dieugot Joseph	T	6-6	300	3/21/94	R	Florida International	FA '17	0	0	0	2
79	Ronnie Stanley	T	6-6	320	3/18/94	2	Notre Dame	D1 '16	4	4	0	0
82	Benjamin Watson	TE	6-3	251	12/18/80	14	Georgia	UFA (NO) '16	4	4	0	0
86	Nick Boyle	TE	6-4	270	2/17/93	3	Delaware	D5a '15	4	3	0	0
87	Maxx Williams	TE	6-4	257	4/12/94	3	Minnesota	D2 '15	2	2	0	2
88	Vince Mayle	TE/WR	6-2	247	6/12/91	2	Washington State	WAV (DAL) '16	4	0	0	0
90	Za'Darius Smith	OLB	6-4	275	9/8/92	3	Kentucky	D4a '15	3	1	0	1
92	Bronson Kaufusi	DE	6-6	285	7/6/91	2	BYU	D3 '16	1	1	0	3
93	Chris Wormley	DE	6-5	300	10/25/93	R	Michigan	D3a '17	0	0	0	4
94	Carl Davis	DT	6-5	321	3/2/92	3	Iowa	D3 '15	4	1	0	0
97	Michael Pierce	DT	6-0	340	11/6/92	2	Samford	FA '16	4	3	0	0
98	Brandon Williams	DT	6-1	340	2/21/89	5	Missouri Southern St.	D3 '13	2	2	0	2
99	Matthew Judon	OLB	6-3	263	8/15/92	2	Grand Valley State	D5 '16	4	3	0	0

Practice Squad

7	Josh Woodrum	QB	6-3	231	11/7/92	1	Liberty	FA '17	0	0	0	0
16	Quincy Adebeyejo	WR	6-3	197	5/26/95	R	Mississippi	FA '17	0	0	0	0
31	Ronald Martin	S	6-2	220	2/26/93	2	Louisiana State	FA '17	0	0	0	0
38	Stanley Jean-Baptiste	CB	6-3	218	4/12/90	3	Nebraska	FA '17	0	0	0	0
45	John Crockett	RB	6-0	215	2/16/92	2	North Dakota State	FA '17	0	0	0	0
59	Nicholas Grigsby	LB	6-2	230	7/2/92	2	Pittsburgh	FA '17	0	0	0	0
62	Arie Kouandjio	T	6-5	316	4/23/92	3	Alabama	FA '17	0	0	0	0
76	Maurquice Shakir	G	6-4	313	10/14/93	R	Middle Tennessee St.	FA '17	0	0	0	0
81	Ryan Malleck	TE	6-4	249	7/22/93	1	Virginia Tech	FA '17	0	0	0	0
83	Gabe Holmes	TE	6-5	255	3/29/91	3	Purdue	FA '17	0	0	0	0

Injured Reserve

6	Tim White	WR	5-10	181	7/15/94	R	Arizona State	FA '17	0	0	0	0
25	Tavon Young	CB	5-9	177	3/14/94	2	Temple	D4a '16	0	0	0	0
26	Maurice Canady	CB	6-1	193	5/26/94	2	Virginia	D6b '16	0	0	0	0
27	Sheldon Price	CB	6-2	198	3/26/91	2	UCLA	FA '15	0	0	0	1
30	Kenneth Dixon	RB	5-10	223	1/21/94	2	Louisiana Tech	D4e '16	0	0	0	0
35	Brandon Boykin	CB	5-10	173	7/13/90	6	Georgia	UFA (CHI) '17	0	0	0	0
39	Danny Woodhead	RB	5-8	204	1/25/85	9	Chadron State	UFA (SD) '17	1	0	0	0
44	Ricky Ortiz (practice squad)	FB	6-0	233	4/15/94	R	Oregon State	FA '17	0	0	0	0
50	Albert McClellan	LB	6-2	250	6/4/86	7	Marshall	FA '10	0	0	0	0
53	Bam Bradley	ILB	5-11	237	6/26/94	R	Pittsburgh	FA '17	2	0	0	0
60	Brandon Kublanow	C	6-2	300	4/5/95	R	Georgia	FA '17	0	0	0	0
65	Nico Siragusa	G	6-4	320	5/10/94	R	San Diego State	D4 '17	0	0	0	0
67	Stephane Nembot	T	6-6	320	12/7/91	2	Colorado	FA '16	0	0	0	0
72	Alex Lewis	G/T	6-6	315	4/21/92	2	Nebraska	D4c '16	0	0	0	0
73	Marshal Yanda	G/T	6-3	305	9/15/84	11	Iowa	D3b '07	2	2	0	0
80	Crockett Gillmore	TE	6-6	266	11/16/91	4	Colorado State	D3b '14	0	0	0	0
96	Brent Urban	DE	6-7	300	5/5/91	4	Virginia	D4a '14	3	3	0	0



POSITIONAL ROSTER

As of Oct. 3

QUARTERBACKS (2)

5 Flacco, JoeQB
15 Mallett, Ryan.QB

WIDE RECEIVERS (6)

10 Moore, Chris WR/RS
11 Perriman, Breshad WR
12 Campanaro, Michael. WR/RS
13 Matthews, Chris WR
17 Wallace, Mike WR
18 Maclin, Jeremy. WR

RUNNING BACKS (3)

28 West, Terrance RB
34 Collins, Alex RB
37 Allen, Javorius RB

TIGHT ENDS (4)

82 Watson, Benjamin TE
86 Boyle, Nick TE
87 Williams, Maxx. TE
88 Mayle, Vince TE

OFFENSIVE LINE (9)

61 Bowanko, Luke. C
66 Jensen, Ryan G/C
68 Skura, Matt G/C
70 Bergstrom, Tony G
71 Eluemunor, Jermaine G/T
74 Hurst, James G/T
77 Howard, Austin T
78 Joseph, Dieugot T
79 Stanley, Ronnie T

SECONDARY (10)

21 Webb, Lardarius DB/RS
22 Smith, Jimmy CB
23 Jefferson, Tony. S
24 Carr, Brandon CB
29 Humphrey, Marlon. CB
32 Weddle, Eric S
33 McRae, Tony CB
36 Clark, Chuck S
41 Levine Sr., Anthony DB/LB
43 Hill, Jaylen CB

SPECIALISTS (3)

4 Koch, Sam P
9 Tucker, Justin. K
46 Cox, Morgan LS

LINEBACKERS (9)

48 Onwuasor, Patrick ILB
51 Correa, Kamalei LB
54 Bowser, Tyus OLB
55 Suggs, Terrell. OLB
56 Williams, Tim OLB
57 Mosley, C.J. ILB
58 Freeny, Jonathan. ILB
90 Smith, Za'Darius OLB
99 Judon, Matthew OLB

DEFENSIVE LINE (7)

42 Ricard, Patrick DL/FB
69 Henry, Willie DT
92 Kaufusi, Bronson. DE
93 Wormley, Chris. DE
94 Davis, Carl DT
97 Pierce, Michael DT
98 Williams, Brandon DT

PRACTICE SQUAD (10)

7 Woodrum, Josh QB
16 Adeboyejo, Quincy WR
31 Martin, Ronald. S
38 Jean-Baptiste, Stanley. CB
45 Crockett, John RB
59 Grigsby, Nicholas LB
62 Kouandjio, Arie T
76 Shakir, Maurquice G
81 Malleck, Ryan TE
83 Holmes, Gabe TE

RESERVE / INJURED (17)

6 White, Tim WR
25 Young, Tavon. CB
26 Canady, Maurice. CB
27 Price, Sheldon CB
30 Dixon, Kenneth RB
35 Boykin, Brandon CB
39 Woodhead, Danny RB
44 Ortiz, Ricky (practice squad) FB
50 McClellan, Albert LB
53 Bradley, Bam ILB
60 Kublanow, Brandon C
65 Siragusa, Nico G
67 Nembot, Stephane. T
72 Lewis, Alex G/T
73 Yanda, Marshal G/T
80 Gillmore, Crockett TE
96 Urban, Brent DE

2017 COACHING STAFF

John Harbaugh Head Coach
Jerry Rosburg Special Teams Coordinator / Associate Head Coach
Marty Mornhinweg Offensive Coordinator / Quarterbacks Coach
Dean Pees Defensive Coordinator
Richard Angulo Assistant Offensive Line
Juney Barnett Strength & Conditioning Coach
Andy Bischoff Offensive Assistant
Randy Brown Specialists Coach
Joe Cullen Defensive Line Coach
Joe D'Alessandris Offensive Line Coach
Bobby Engram Wide Receivers Coach

Thomas Hammock Running Backs Coach
Chris Hewitt Secondary Coach
Chris Horton Assistant Special Teams Coach
Mike Macdonald Defensive Backs Coach
Don Martindale Linebackers Coach
Greg Roman Senior Offensive Assistant / Tight Ends Coach
Steve Saunders. Director of Performance
Craig Ver Steeg. Offensive Assistant / Quarterbacks
Matt Weiss Offensive Assistant
Drew Wilkins Assistant Defensive Line Coach



DEPTH CHART

Updated by Ravens PR staff on Oct. 3

OFFENSE

WR	11	Breshad Perriman	12	Michael Campanaro		
WR	17	Mike Wallace	10	Chris Moore		
WR	18	Jeremy Maclin	13	Chris Matthews		
LT	79	Ronnie Stanley	74	James Hurst		
LG	74	James Hurst	70	Tony Bergstrom		
C	66	Ryan Jensen	61	Luke Bowanko		
RG	68	Matt Skura	<u>71</u>	<u>Jermaine Eluemunor</u>		
RT	77	Austin Howard	74	James Hurst	<u>78</u>	<u>Dieugot Joseph</u>
TE	82	Benjamin Watson	86	Nick Boyle	<u>87</u>	<u>Maxx Williams*</u> 88 Vince Mayle
QB	5	Joe Flacco	15	Ryan Mallett		
RB	34	Alex Collins	28	Terrance West	37	Javorius Allen

DEFENSE

DT	98	Brandon Williams*	69	Willie Henry		
NT	97	Michael Pierce	<u>93</u>	<u>Chris Wormley</u>	<u>42</u>	<u>Patrick Ricard</u>
DE	94	Carl Davis	92	Bronson Kaufusi		
RUSH	55	Terrell Suggs	90	Za'Darius Smith	<u>56</u>	<u>Tim Williams</u>
MLB	57	C.J. Mosley	58	Jonathan Freeny		
WLB	51	Kamalei Correa - or -	48	Patrick Onwuasor		
SLB	99	Matthew Judon	<u>54</u>	<u>Tyus Bowser</u>		
LCB	24	Brandon Carr	<u>29</u>	<u>Marlon Humphrey</u>	<u>33</u>	<u>Tony McRae</u>
SS	23	Tony Jefferson	41	Anthony Levine Sr.		
FS	32	Eric Weddle	21	Lardarius Webb	<u>36</u>	<u>Chuck Clark</u>
RCB	22	Jimmy Smith	<u>43</u>	<u>Jaylen Hill*</u>		

SPECIAL TEAMS

P	4	Sam Koch				
K	9	Justin Tucker				
H	4	Sam Koch				
LS	46	Morgan Cox				
KOR	34	Alex Collins - or -	12	Michael Campanaro	10	Chris Moore
PR	12	Michael Campanaro	21	Lardarius Webb		

*Missed Previous Game w/ Injury**

Rookies Underlined

PRONUNCIATION GUIDE

PLAYERS: Quincy Adebeyejo (add-ah-BOY-joe); Javorius Allen (juh-VAR-us); Luke Bowanko (boh-WAIN-koh); Michael Campanaro (camp-ah-NAIR-oh); Maurice Canady (CAN-uh-dee); Kamalei Correa (KAH-mah-lay, corr-A-uh); Jermaine Eluemunor (EE-lew-mun-or); Dieugot Joseph (jeh-GO); Bronson Kaufusi (cow-FOO-see); Sam Koch (Cook); Anthony Levine Sr. (luh-VEEN); Stephane Nembot (steff-ON, NAME-bot); Patrick Onwuasor (o-WAH-so); Za'Darius Smith (zuh-DARE-ee-us); Lardarius Webb (lahr-DARE-ee-us); Marshal Yanda (YAWN-da); Tavon Young (TAY-von); **COACHES:** Richard Angulo (an-GOO-low); Andy Bischoff (BISH-off); Joe D'Alessandris (dell-ah-SAN-dress); Marty Mornhinweg (MORNING-wig); Craig Ver Steeg (ver-STEGG)



HOW THE RAVENS ARE BUILT

BY YEAR SIGNED

YEAR	PLAYER	ACQ.
2003	OLB Terrell Suggs	D1a
2006	P Sam Koch	D6a
2007	<i>G/T Marshal Yanda [Injured Reserve]</i>	D3b
2008	QB Joe Flacco	D1
2009	DB Lardarius Webb	D3
2010	LS Morgan Cox <i>LB Albert McClellan [Injured Reserve]</i>	RFA RFA
2011	CB Jimmy Smith	D1
2012	DB/LB Anthony Levine Sr. K Justin Tucker	FA RFA
2013	G/C Ryan Jensen DT Brandon Williams	D6b D3
2014	WR/RS Michael Campanaro <i>TE Crockett Gillmore [Injured Reserve]</i> OL James Hurst LB C.J. Mosley <i>DE Brent Urban [Injured Reserve]</i>	D7 D3b RFA D1 D4a
2015	RB Javorius Allen TE Nick Boyle DT Carl Davis QB Ryan Mallett WR Chris Matthews WR Breshad Perriman <i>CB Sheldon Price [Injured Reserve]</i> OLB Za'Darius Smith RB Terrance West TE Maxx Williams	D4b D5a D3 FA FA D1 FA D4a FA D2
2016	<i>CB Maurice Canady [Injured Reserve]</i> OLB Kamalei Correa RB Kenneth Dixon <i>[Injured Reserve]</i> DT Willie Henry OLB Matthew Judon DE Bronson Kaufusi <i>G/T Alex Lewis [Injured Reserve]</i> TE Vince Mayle WR Chris Moore <i>T Stephane Nembot [Injured Reserve]</i> ILB Patrick Onwuasor DT Michael Pierce G/C Matt Skura T Ronnie Stanley WR Mike Wallace TE Benjamin Watson S Eric Weddle <i>CB Tavon Young [Injured Reserve]</i>	D6b D2 D4e D4d D5 D3 D4c WA (Dal.) D4b RFA RFA RFA FA D1 FA UFA (NO) UFA (SD) D4a
2017	G Tony Bergstrom C Luke Bowanko OLB Tyus Bowser <i>CB Brandon Boykin [Injured Reserve]</i> <i>LB Bam Bradley [Injured Reserve]</i> CB Brandon Carr S Chuck Clark RB Alex Collins G Jermaine Eluemunor ILB Jonathan Freeny CB Jaylen Hill T Austin Howard CB Marlon Humphrey S Tony Jefferson T Dieugot Joseph <i>G/C Brandon Kublanow [Injured Reserve]</i> WR Jeremy Maclin CB Tony McRae FB/DL Patrick Ricard <i>G Nice Siragusa [Injured Reserve]</i> <i>WR Tim White [Injured Reserve]</i> OLB Tim Williams <i>RB Danny Woodhead [Injured Reserve]</i> DE Chris Wormley	TR (Ari.) TR (Jax.) D2 UFA (Chi.) RFA UFA (Dal.) D6 FA D5 FA RFA FA D1 UFA (Ari.) FA RFA FA FA RFA RFA D4 RFA D3b UFA (SD) D3a

BY DRAFT ROUND

1st ROUND (9)	TEAM	YEAR
OLB Terrell Suggs	Baltimore	2003 (10th)
TE Benjamin Watson	New England	2004 (32nd)
QB Joe Flacco	Baltimore	2008 (18th)
WR Jeremy Maclin	Philadelphia	2009 (19th)
CB Jimmy Smith	Baltimore	2011 (27th)
LB C.J. Mosley	Baltimore	2014 (17th)
WR Breshad Perriman	Baltimore	2015 (26th)
T Ronnie Stanley	Baltimore	2016 (6th)
CB Marlon Humphrey	Baltimore	2017 (16th)
2nd ROUND (4)		
S Eric Weddle	San Diego	2007
TE Maxx Williams	Baltimore	2015
OLB Kamalei Correa	Baltimore	2016
OLB Tyus Bowser	Baltimore	2017
3rd ROUND (10)		
<i>G/T Marshal Yanda [Injured Reserve]</i>	Baltimore	2007
WR Mike Wallace	Pittsburgh	2009
CB/RS Lardarius Webb	Baltimore	2009
QB Ryan Mallett	New England	2011
G Tony Bergstrom	Oakland	2012
DT Brandon Williams	Baltimore	2013
<i>TE Crockett Gillmore [Injured Reserve]</i>	Baltimore	2014
RB Terrance West	Cleveland	2014
DT Carl Davis	Baltimore	2015
DE Bronson Kaufusi	Baltimore	2016
DE Chris Wormley	Baltimore	2017
OLB Tim Williams	Baltimore	2017
4th ROUND (5)		
<i>CB Brandon Boykin [Injured Reserve]</i>	Philadelphia	2012
<i>DE Brent Urban [Injured Reserve]</i>	Baltimore	2014
RB Javorius Allen	Baltimore	2015
TE Vince Mayle	Cleveland	2015
OLB Za'Darius Smith	Baltimore	2015
DT Willie Henry	Baltimore	2016
<i>RB Kenneth Dixon [Injured Reserve]</i>	Baltimore	2016
<i>G/T Alex Lewis [Injured Reserve]</i>	Baltimore	2016
WR Chris Moore	Baltimore	2016
<i>CB Tavon Young [Injured Reserve]</i>	Baltimore	2016
<i>G Nico Siragusa [Injured Reserve]</i>	Baltimore	2017
5th ROUND (5)		
CB Brandon Carr	Kansas City	2008
TE Nick Boyle	Baltimore	2015
RB Alex Collins	Seattle	2016
OLB Matthew Judon	Baltimore	2016
G Jermaine Eluemunor	Baltimore	2017
6th ROUND (4)		
P Sam Koch	Baltimore	2006
OL Ryan Jensen	Baltimore	2013
C Luke Bowanko	Jacksonville	2014
<i>CB Maurice Canady [Injured Reserve]</i>	Baltimore	2016
S Chuck Clark	Baltimore	2017
7th ROUND (1)		
WR/RS Michael Campanaro	Baltimore	2014
UNDRAFTED (15)		
<i>RB Danny Woodhead [Injured Reserve]</i>	NY Jets	2009
LS Morgan Cox	Baltimore	2010
DB Anthony Levine Sr.	Green Bay	2010
T Austin Howard	Philadelphia	2010
<i>LB Albert McClellan [Injured Reserve]</i>	Baltimore	2010
ILB Jonathan Freeny	Miami	2011
WR Chris Matthews	Cleveland	2011
K Justin Tucker	Baltimore	2012
S Tony Jefferson	Arizona	2013
<i>CB Sheldon Price [Injured Reserve]</i>	Indianapolis	2013
OL James Hurst	Baltimore	2014
CB Tony McRae	Oakland	2016
<i>T Stephane Nembot [Injured Reserve]</i>	Baltimore	2016
ILB Patrick Onwuasor	Baltimore	2016
DT Michael Pierce	Baltimore	2016
G/C Matt Skura	Baltimore	2016
<i>LB Bam Bradley [Injured Reserve]</i>	Baltimore	2017
CB Jaylen Hill	Baltimore	2017
T Dieugot Joseph	Chicago	2017
<i>G/C Brandon Kublanow [Injured Reserve]</i>	Baltimore	2017
FB/DL Patrick Ricard	Baltimore	2017
<i>WR Tim White [Injured Reserve]</i>	Baltimore	2017



PARTICIPATION CHART

Player	9/10 at Cin.	9/17 vs. Cle.	9/24 at Jax.*	10/1 vs. Pit.	10/8 at Oak.	10/15 vs. Chi.	10/22 at Min.	10/26 vs. Mia.	11/5 at Ten.	11/19 at GB	11/27 vs. Hou.	12/3 vs. Det.	12/10 at Pit.	12/17 at Cle.	12/23 vs. Ind.	12/31 vs. Cin.	GAMES PLAYED	REGULAR SEASON TOTALS		
																		GAMES STARTED	DID NOT PLAY	INACTIVE
Adeboyejo, Quincy	PS	PS	PS	PS													0	0	0	0
Allen, Javorius	X	X	X	X													4	0	0	0
Bergstrom, Tony	X	X	INA	INA													2	0	0	2
Bowanko, Luke	X	X	X	X													4	0	0	0
Bowser, Tyus	X	X	X	X													4	0	0	0
Boykin, Brandon	IR	IR	IR	IR													0	0	0	0
Boyle, Nick	TE	X	TE	TE													4	3	0	0
Bradley, Bam	X	X	IR	IR													2	0	0	0
Campanaro, Michael	X	X	X	X													4	0	0	0
Canady, Maurice	IR	IR	IR	IR													0	0	0	0
Carr, Brandon	LCB	LCB	LCB	LCB													4	4	0	0
Clark, Chuck	X	X	X	X													4	0	0	0
Collins, Alex	PS	X	X	RB													3	1	0	0
Correa, Kamalei	WLB	WLB	X	WLB													4	3	0	0
Cox, Morgan	X	X	X	X													4	0	0	0
Crockett, John	NOR	NOR	PS	PS													0	0	0	0
Davis, Carl	X	X	X	DT													4	1	0	0
Dixon, Kenneth	IR	IR	IR	IR													0	0	0	0
Eluemunor, Jermaine	INA	INA	X	X													2	0	0	2
Flacco, Joe	QB	QB	QB	QB													4	4	0	0
Freeny, Jonathan	NOR	NOR	NOR	X													1	0	0	0
Gillmore, Crockett	IR	IR	IR	IR													0	0	0	0
Grigsby, Nicholas	NOR	NOR	PS	PS													0	0	0	0
Henry, Willie	INA	INA	X	X													2	0	0	2
Hill, Jaylen	INA	INA	INA	INA													0	0	0	4
Howard, Austin	RT	RT	RT	RT													4	4	0	0
Humphrey, Marlon	X	X	X	X													4	0	0	0
Hurst, James	LG	LG	LG	LG													4	4	0	0
Jefferson, Tony	SS	SS	SS	SS													4	4	0	0
Jensen, Ryan	C	C	C	C													4	4	0	0
Joseph, Dieugot	NOR	NOR	INA	INA													0	0	0	2
Judon, Matthew	SLB	SLB	X	SLB													4	3	0	0
Kaufusi, Bronson	INA	INA	INA	DE													1	1	0	3
Koch, Sam	X	X	X	X													4	0	0	0
Kouandjio, Arie	NOR	NOR	PS	PS													0	0	0	0
Kublanow, Brandon	IR	IR	IR	IR													0	0	0	0
Langford, Jeremy	PS	NOR	IR	NOR													0	0	0	0
Levine Sr., Anthony	X	X	X	X													4	0	0	0
Lewis, Alex	IR	IR	IR	IR													0	0	0	0
Lokombo, Boseko	PS	PS	PS	NOR													0	0	0	0
Maclin, Jeremy	WR	WR	WR	WR													4	4	0	0
Malleck, Ryan	PS	NOR	NOR	PS													0	0	0	0
Mallett, Ryan	DNP	DNP	X	DNP													1	0	3	0
Martin, Ronald	NOR	NOR	PS	PS													0	0	0	0
Mathews, Chris	X	X	X	X													4	0	0	0
Mayle, Vince	X	X	X	X													4	0	0	0
McClellan, Albert	IR	IR	IR	IR													0	0	0	0
McRae, Tony	PS	X	X	X													3	0	0	0
Moore, Chris	X	INA	X	INA													2	0	0	2
Mosley, C.J.	MLB	MLB	MLB	MLB													4	4	0	0
Nembot, Stephane	IR	IR	IR	IR													0	0	0	0
Onwuasor, Patrick	X	X	WLB	X													4	1	0	0
Ortiz, Ricky	PS	PS	PS	PS													0	0	0	0
Perriman, Breshad	X	X	X	X													4	0	0	0
Pierce, Michael	NT	X	DT	NT													4	3	0	0
Porter, Reggie	PS	PS	NOR	NOR													0	0	0	0
Price, Sheldon	INA	IR	IR	IR													0	0	0	1
Ricard, Patrick	X	X	X	X													4	0	0	0
Shakir, Maurquice	PS	PS	PS	PS													0	0	0	0
Siragusa, Nico	IR	IR	IR	IR													0	0	0	0
Skura, Matt	PS	PS	RG	RG													2	2	0	0
Smith, Jimmy	RCB	RCB	RCB	RCB													4	4	0	0
Smith, Za'Darius	X	INA	SLB	X													3	1	0	1
Stanley, Ronnie	LT	LT	LT	LT													4	4	0	0
Suggs, Terrell	RUSH	RUSH	RUSH	RUSH													4	4	0	0
Tucker, Justin	X	X	X	X													4	0	0	0
Thornton, Josh	NOR	NOR	PS	PS													0	0	0	0
Urban, Brent	DE	DE	DE	IR													3	3	0	0
Wallace, Mike	X	WR	WR	WR													4	3	0	0
Watson, Benjamin	TE	TE	TE	TE													4	4	0	0
Webb, Lardarius	X	DB	DB	X													4	2	0	0
Weddle, Eric	FS	FS	FS	FS													4	4	0	0
West, Terrance	RB	RB	RB	X													4	3	0	0
White, Tim	IR	IR	IR	IR													0	0	0	0
Williams, Brandon	DT	DT	INA	INA													2	2	0	2
Williams, Maxx	TE	TE	INA	INA													2	2	0	2
Williams, Tim	INA	X	X	X													3	0	0	1
Woodhead, Danny	X	IR	IR	IR													1	0	0	0
Woodrum, Josh	NOR	PS	PS	PS													0	0	0	0
Wormley, Chris	INA	INA	INA	INA													0	0	0	4
Yanda, Marshal	RG	RG	IR	IR													2	0	0	0
Young, Tavon	IR	IR	IR	IR													0	0	0	0

Position in Caps = Starter; X = Played/Substituted; IR = Injured Reserve; NOR = Not on Roster; PS = Practice Squad

*Game Played in London

2017 TRANSACTIONS

- **Jan. 2:** Signed WR Kenny Bell, G Jarell Broxton, RB Stephen Houston, G Jarrod Pughsley, C Matt Skura and QB Dustin Vaughan to reserve future contracts.
- **Jan. 4:** Signed CB Robertson Daniel to a reserve future contract.
- **Jan. 31:** Signed DB Otha Foster and LB Boseko Lokombo to reserve future contracts.
- **March 7:** Terminated the contracts of vested veterans S Kendrick Lewis and CB Shareece Wright.
- **March 8:** Terminated the contract of vested veteran OLB Elvis Dumervil.
- **March 10:** Terminated the contract of vested veteran DB Lardarius Webb; Signed unrestricted free agents **S Tony Jefferson** and **RB Danny Woodhead**.
- **Marh 13:** Re-signed unrestricted free agents DB/LB Anthony Levine Sr. and NT Brandon Williams.
- **March 15:** Re-signed unrestricted free agent QB Ryan Mallett; Traded C Jeremy Zuttah and a 2017 sixth-round pick (198th overall) to San Francisco in exchange for a for a 2017 sixth-round choice (186th overall).
- **March 20:** Signed unrestricted free agent **CB Brandon Carr**.
- **April 4:** Traded DT Timmy Jernigan and the 99th-overall selection (a third-round compensatory choice) in the 2017 NFL Draft to the Philadelphia Eagles in exchange for the 74th pick in the 2017 draft.
- **April 6:** Re-signed restricted free agent WR/RS Michael Campanaro.
- **April 11:** Re-signed free agent DB Lardarius Webb.
- **April 19:** Re-signed restricted free agents T James Hurst and G/C Ryan Jensen; Re-signed exclusive rights free agent WR Chris Matthews.
- **April 25:** Re-signed exclusive rights free agent OLB Brennen Beyer.
- **April 26:** Re-signed exclusive rights free agents WR/RS Keenan Reynolds and G De'Ondre Wesley.
- **May: 2** Waived LB Cavellis Luckett; Signed 2017 NFL Draft choices **OLB Tyus Bowser**, **S Chuck Clark**, **G/T Jermaine Eluemunor**, **CB Marlon Humphrey** and **G Nico Siragusa**; Signed rookie free agents **P Kenny Allen**, **WR Quincy Adebeyejo**, **WR C.J. Board**, **ILB Bam Bradley**, **DE Omarius Bryant**, **CB Carlos Davis**, **S Daniel Henry**, **C Brandon Kublanow**, **RB Taquan Mizzell**, **FB Ricky Ortiz**, **WR Tim Patrick**, **ILB Donald Payne**, **DE Patrick Ricard**, **G Maurquice Shakir**, **QB Zach Terrell** and **WR Tim White**.
- **May 8:** Re-signed restricted free agent RB Terrance West and exclusive rights free agent CB Sheldon Price; Waived DE Omarius Bryant, RB Stephen Houston and QB Zach Terrell.
- **May 9:** Re-signed exclusive rights free agent LB Patrick Onwuasor.
- **May 12:** Re-signed exclusive rights free agent LB Lamar Louis.
- **May 15:** Signed undrafted rookie free agents **LB Randy Allen**, **WR Aaron Bailey**, **CB Jaylen Hill** and **T Roubbens Joseph**.
- **May 18:** Signed 2017 NFL Draft choices **OLB Tim Williams** and **DE Chris Wormley**.
- **June 5:** Terminated the contract of vested veteran (failed physical) CB Kyle Arrington; Signed free agent **CB Brandon Boykin** and **Al-Hajj Shabazz**.
- **June 6:** Waived (injured) CB Carlos Davis, who reverted to Injured Reserve; Signed free agent **TE Ryan Malleck**.
- **June 7:** Terminated the contract of vested veteran TE Dennis Pitta (injury waiver); Signed free agent **TE Barrett Burns**.
- **June 8:** Waived (injury settlement) CB Carlos Davis.
- **June 13:** Waived TE Barrett Burns; Signed free agent **WR Jeremy Maclin**
- **July 19:** Placed WR Aaron Bailey and DE Patrick Ricard on Active/Physically Unable to Perform; Waived (injured) DB Daniel Henry, who reverted to Injured Reserve.
- **July 21:** Placed WR/RS Michael Campanaro and CB Tavon Young on Active/Physically Unable to Perform; Waived (injured) WR Aaron Bailey, who reverted to Injured Reserve; Signed free agents **CB Reggie Porter** and **WR Griff Whalen**.
- **July 24:** Waived (injury settlement) DB Daniel Henry.
- **July 26:** Signed free agent **RB Bobby Rainey**; Activated DE Patrick Ricard from Active/Physically Unable to Perform.
- **July 28:** Placed G/C John Urschel on the Exempt/Left Squad list; Signed free agent **QB David Olson**; Waived (injury settlement) WR Aaron Bailey.
- **July 30:** Waived WR Tim Patrick and signed free agent **TE Larry Donnell**.
- **July 31:** Waived QB David Olson and signed free agent **QB Josh Woodrum**; Activated WR/RS Michael Campanaro from Active Physically Unable to Perform.
- **Aug. 4:** Waived (injured) C Brandon Kublanow and signed rookie free agent **C Derrick Nelson**; Waived (injured) TE Crockett Gillmore and signed free agent **T Austin Howard**; Gillmore and Kublanow both reverted to Injured Reserve.
- **Aug. 7:** Waived (injured) CB Al-Hajj Shabazz, who reverted to Injured Reserve but then reached an injury settlement, and signed free agent **CB Trevin Wade**.
- **Aug. 14:** Waived QB Dustin Vaughn and signed **QB Thaddeus Lewis**.
- **Aug. 18:** Waived (injured) WR Kenny Bell, who later reached an injury settlement, and re-signed **G/C Jeremy Zuttah**.
- **Aug. 20:** Waived LB Lamar Louis.
- **Aug. 28:** Signed **LS Taybor Pepper**.
- **Sept. 1:** Waived the following players: P/K Kenny Allen, LB Randy Allen, WR C.J. Board, G Jarrell Broxton, DB Otha Foster, T Roubbens Joseph, C Derrick Nelson, LS Taybor Pepper, G Jarrod Pughsley, WR/RS Keenan Reynolds, FB/RB Lorenzo Taliaferro and G/T De'Ondre Wesley; Terminated the contracts of vested veterans: TE Larry Donnell, QB Thaddeus Lewis, RB Bobby Rainey CB Trevin Wade, WR Griff Whalen and G/C Jeremy Zuttah; Placed RB Kenneth Dixon, G/T Alex Lewis, LB Albert McClellan, G Nico Siragusa, WR Tim White and CB Tavon Young on Injured Reserve; Traded a 2018 conditional seventh-round pick to Arizona in exchange for G/C Tony Bergstrom.
- **Sept. 2:** Waived the following players: WR Quincy Adebeyejo, LB Boseko Lokombo, TE Ryan Malleck, WR Chris Matthews, RB Taquan Mizzell, FB Ricky Ortiz, ILB Donald Payne, CB Reggie Porter, G Maurquice Shakir, G/C Matt Skura and QB Josh Woodrum; Waived (injured) OLB Brennen Beyer, CB Robertson Daniel and T Stephane Nembot (who all reverted to Injured Reserve); Placed CB Brandon Boykin on Injured Reserve; Traded an undisclosed draft pick to Jacksonville in exchange for C Luke Bowanko.
- **Sept. 3:** Signed the following players to the practice squad: WR Quincy Adebeyejo, LB Boseko Lokombo, TE Ryan Malleck, FB Ricky Ortiz, CB Reggie Porter and G Maurquice Shakir.
- **Sept. 4:** Placed CB Maurice Canady on Injured Reserve; Re-signed WR Chris Matthews.
- **Sept. 5:** Signed **RB Alex Collins**, **CB Tony McRae** and G/C Matt Skura to the practice squad.
- **Sept. 6:** Reached an injury settlement with OLB Brennen Beyer.
- **Sept. 7** Reached an injury settlement with CB Robertson Daniel.
- **Sept. 12:** Waived TE Ryan Malleck from the practice squad and re-signed QB Josh Woodrum to the practice squad.
- **Sept. 14:** Placed RB Danny Woodhead on Injured Reserve and signed RB Jeremy Langford from the practice squad to the active roster.
- **Sept. 17:** Placed CB Sheldon Price on Injured Reserve and waived RB Jeremy Langford; Signed Alex Collins and CB Tony McRae from the practice squad to the 53-man roster.
- **Sept. 18:** Signed **S Ronald Martin** to the practice squad.
- **Sept. 19:** Placed LB Bam Bradley and G Marshal Yanda on Injured Reserve; Signed G/C Matt Skura from the practice squad and **T Dieugot Joseph** off Chicago's practice squad to the 53-man roster; Re-signed RB Jeremy Langford to the practice squad; Signed **LB Nicholas Grigsby** and **G Arie Kouandjio** to the practice squad.
- **Sept. 20:** Signed **CB Josh Thornton** to the practice squad after CB Reggie Porter was signed to Cleveland's active roster.
- **Sept. 21:** Placed RB Jeremy Langford on Practice Squad Injured Reserve and signed **RB John Crockett** to the practice squad.
- **Sept. 26:** Waived OLB Boseko Lokombo from the practice squad.
- **Sept. 27:** Reached an injury settlement with RB Jeremy Langford; Re-signed TE Ryan Malleck to the practice squad; Placed DE Brent Urban on Injured Reserve and signed **LB Jonathan Freeny** to the 53-man roster.
- **Oct. 3:** Placed FB Ricky Ortiz on practice squad Injured Reserve and waived CB Josh Thornton from the practice squad; Signed **TE Gabe Holmes** and **CB Stanley Jean-Baptiste** to the practice squad.

(Bold denotes first time player has joined the Ravens.)

GAME-BY-GAME STARTERS

OFFENSE

GAME	WR	LT	LG	C	RG	RT	TE	WR	QB	RB	WR	OTER
Sept. 10 at Cincinnati	Maclin	Stanley	Hurst	Jensen	Yanda	Howard	Watson	n/a	Flacco	West	Boyle (TE)	M. Williams (TE)
Sept. 17 vs. Cleveland	Maclin	Stanley	Hurst	Jensen	Yanda	Howard	Watson	Wallace	Flacco	West	n/a	M. Williams (TE)
Sept. 24 at Jacksonville	Maclin	Stanley	Hurst	Jensen	Skura	Howard	Watson	Wallace	Flacco	West	n/a	Boyle (TE)
Oct. 1 vs. Pittsburgh	Maclin	Stanley	Hurst	Jensen	Skura	Howard	Watson	Wallace	Flacco	Collins	n/a	Boyle (TE)
Oct. 8 at Oakland												
Oct. 15 vs. Chicago												
Oct. 22 at Minnesota												
Oct. 26 vs. Miami												
Nov. 5 at Tennessee												
Nov. 19 at Green Bay												
Nov. 27 vs. Houston												
Dec. 3 vs. Detroit												
Dec. 10 at Pittsburgh												
Dec. 17 at Cleveland												
Dec. 23 vs. Indianapolis												
Dec. 31 vs. Cincinnati												

DEFENSE

GAME	DT	DE	NT	SAM	MIKE	WILL	RUSH	RCB	LCB	SS	FS	OTHER
Sept. 10 at Cincinnati	B. Williams	Urban	Pierce	Judon	Mosley	Correa	Suggs	J. Smith	Carr	Jefferson	Weddle	
Sept. 17 vs. Cleveland	B. Williams	Urban	n/a	Judon	Mosley	Correa	Suggs	J. Smith	Carr	Jefferson	Weddle	Webb (DB)
Sept. 24 at Jacksonville	Pierce	Urban	n/a	Z. Smith	Mosley	Onwuasor	Suggs	J. Smith	Carr	Jefferson	Weddle	Webb (DB)
Oct. 1 vs. Pittsburgh	Davis	Kaufusi	Pierce	Judon	Mosley	Correa	Suggs	J. Smith	Carr	Jefferson	Weddle	n/a
Oct. 8 at Oakland												
Oct. 15 vs. Chicago												
Oct. 22 at Minnesota												
Oct. 26 vs. Miami												
Nov. 5 at Tennessee												
Nov. 19 at Green Bay												
Nov. 27 vs. Houston												
Dec. 3 vs. Detroit												
Dec. 10 at Pittsburgh												
Dec. 17 at Cleveland												
Dec. 23 vs. Indianapolis												
Dec. 31 vs. Cincinnati												

Bold denotes first NFL start

2017 STATISTICS

WON 2, LOST 2

09/10	W 20- 0	at Cincinnati	55,254
09/17	W 24-10	Cleveland	70,605
09/24	L 7-44	at Jacksonville	84,592
10/01	L 9-26	Pittsburgh	71,126
10/08		at Oakland	
10/15		Chicago	
10/22		at Minnesota	
10/26		Miami	
11/05		at Tennessee	
11/19		at Green Bay	
11/27		Houston	
12/03		Detroit	
12/10		at Pittsburgh	
12/17		at Cleveland	
12/23		Indianapolis	
12/31		Cincinnati	

	Balt.	Opp.
TOTAL FIRST DOWNS	71	80
Rushing	25	26
Passing	39	43
Penalty	7	11
3rd Down: Made/Att	18/49	16/52
3rd Down Pct.	36.7	30.8
4th Down: Made/Att	0/3	3/5
4th Down Pct.	0.0	60.0
POSSESSION AVG.	29:28	30:32
TOTAL NET YARDS	1079	1398
Avg. Per Game	269.8	349.5
Total Plays	250	265
Avg. Per Play	4.3	5.3
NET YARDS RUSHING	509	509
Avg. Per Game	127.3	127.3
Total Rushes	114	120
NET YARDS PASSING	570	889
Avg. Per Game	142.5	222.3
Sacked/Yards Lost	9/67	9/41
Gross Yards	637	930
Att./Completions	127/79	136/74
Completion Pct.	62.2	54.4
Had Intercepted	6	9
PUNTS/AVERAGE	23/44.3	16/45.1
NET PUNTING AVG.	23/41.2	16/42.4
PENALTIES/YARDS	34/273	37/261
FUMBLES/BALL LOST	6/3	4/2
TOUCHDOWNS	7	9
Rushing	2	3
Passing	5	6
Returns	0	0

* SCORE BY PERIODS	Q1	Q2	Q3	Q4	OT	PTS
TEAM	10	28	12	10	0	60
OPPONENTS	13	36	17	14	0	80
* SCORING	TD-Ru-Pa-Rt	K-PAT	FG	S	PTS	
Tucker	0 0 0 0	6/6	4/6	0	18	
Maclin	2 0 2 0			0	12	
West	2 2 0 0			0	12	
Allen	1 0 1 0			0	6	
Wallace	1 0 1 0			0	6	
Watson	1 0 1 0			0	6	
TEAM	7 2 5 0	6/6	4/6	0	60	
OPPONENTS	9 3 6 0	8/8	6/7	0	80	

2-Pt Conv: TEAM 0-1, OPPONENTS 0-1

SACKS: Suggs 3, Bowser 1, Jefferson 1, Onwuasor 1, Pierce 1, Z. Smith 1, Webb 1, TEAM 9, OPP 9

FUM/LOST: Campanaro 2/0, Collins 2/2, Flacco 1/0, West 1/1

* RUSHING	No.	Yds	Avg	Long	TD
Collins	25	206	8.2	50	0
Allen	45	159	3.5	37	0
West	37	121	3.3	12	2
Campanaro	3	14	4.7	7	0
Wallace	1	4	4.0	4	0
Woodhead	1	4	4.0	4	0
M. Williams	1	2	2.0	2	0
Flacco	1	-1	-1.0	-1	0
TEAM	114	509	4.5	50	2
OPPONENTS	120	509	4.2	58	3

* RECEIVING	No.	Yds	Avg	Long	TD
Watson	16	146	9.1	23	1
Allen	16	85	5.3	11	1
Maclin	10	116	11.6	48t	2
Wallace	9	76	8.4	16t	1
Boyle	9	73	8.1	14	0
Campanaro	5	28	5.6	11	0
M. Williams	5	26	5.2	13	0
Woodhead	3	33	11.0	13	0
West	2	23	11.5	15	0
Matthews	2	20	10.0	12	0
Perriman	2	11	5.5	6	0
TEAM	79	637	8.1	48t	5
OPPONENTS	74	930	12.6	49	6

* INTERCEPTIONS	No.	Yds	Avg	Long	TD
Carr	2	24	12.0	20	0
Webb	2	10	5.0	10	0
Weddle	2	2	1.0	2	0
Mosley	1	31	31.0	31	0
Bowser	1	27	27.0	27	0
J. Smith	1	8	8.0	8	0
TEAM	9	102	11.3	31	0
OPPONENTS	6	41	6.8	19	0

* PUNTING	No.	Yds	Avg	Net	TB	In	Lg	B
Koch	23	1018	44.3	41.2	2	9	67	0
TEAM	23	1018	44.3	41.2	2	9	67	0
OPPONENTS	16	721	45.1	42.4	0	3	67	0

* PUNT RETURNS	Ret	FC	Yds	Avg	Long	TD
Campanaro	7	4	42	6.0	15	0
Webb	0	1	0	---	---	0
TEAM	7	5	42	6.0	15	0
OPPONENTS	8	5	31	3.9	12	0

* KICKOFF RETURNS	No.	Yds	Avg	Long	TD
Campanaro	2	46	23.0	29	0
Collins	2	50	25.0	27	0
TEAM	4	96	24.0	29	0
OPPONENTS	5	77	15.4	21	0

* FIELD GOALS	1-19	20-29	30-39	40-49	50+
Tucker	0/0	3/3	0/0	1/1	0/2
TEAM	0/0	3/3	0/0	1/1	0/2
OPPONENTS	0/0	2/2	2/2	2/3	0/0
Tucker:	(25G, 25G)	(58N, 28G)	()	(62N, 42G)	
OPPONENTS:	()	(38G)	(23G, 45G, 29G)	(30G, 49G, 44N)	

* PASSING	Att	Cmp	Yds	Cmp%	Yds/Att	TD	TD%	Int	Int%	Long	SK/Lost	Rating
Flacco	118	73	601	61.9	5.09	4	3.4	6	5.1	48t	9/67	65.0
Mallett	9	6	36	66.7	4.00	1	11.1	0	0.0	8	0/0	111.3
TEAM	127	79	637	62.2	5.02	5	3.9	6	4.7	48t	9/67	68.3
OPPONENTS	136	74	930	54.4	6.84	6	4.4	9	6.6	49	9/41	63.1



2017 DEFENSIVE STATISTICS

from Press Box Stats

Name	Total	Solo	Assists	Sacks	Yds.	INT	Yds.	PD	FF	FR
Mosley, C.J.	38	31	7	0	0	1	31	1	1	0
Jefferson, Tony	22	16	6	1	1	0	0	0	0	0
Weddle, Eric	18	13	5	0	0	2	2	3	0	0
Pierce, Michael	15	11	4	1	5	0	0	0	0	1
Webb, Lardarius	13	13	0	1	8	2	10	3	0	0
Onwuasor, Patrick	12	11	1	1	1	0	0	1	0	0
Smith, Jimmy	12	11	1	0	0	1	8	3	0	0
Carr, Brandon	11	10	1	0	0	2	24	6	0	0
Suggs, Terrell	10	8	2	3	15	0	0	1	2	0
Correa, Kamalei	8	6	2	0	0	0	0	1	0	0
Davis, Carl	8	8	0	0	0	0	0	0	0	0
Henry, Willie	6	5	1	0	0	0	0	2	0	0
Humphrey, Marlon	6	6	0	0	0	0	0	3	0	0
Judon, Matthew	6	5	1	0	0	0	0	1	0	1
Smith, Za'Darius	5	4	1	1	9	0	0	0	0	0
Bowser, Tyus	4	3	1	1	2	1	27	1	0	0
Urban, Brent	4	3	1	0	0	0	0	1	0	0
Williams, Brandon	4	1	3	0	0	0	0	0	0	0
Williams, Tim	3	3	0	0	0	0	0	0	0	0
Levine Sr., Anthony	2	1	1	0	0	0	0	0	0	0
Clark, Chuck	1	1	0	0	0	0	0	0	0	0
Ricard, Patrick	1	1	0	0	0	0	0	0	0	0
Totals	209	171	38	9	41	9	102	27	3	2



2017 SPECIAL TEAMS TACKLES

from Press Box Stats

Name	Total	Solo	Assists	FF	FR	Blocked Kicks
Levine Sr., Anthony	3	2	1	0	0	0
Clark, Chuck	3	3	0	0	0	0
Correa, Kamalei	2	1	1	0	0	0
Freeny, Jonathan	2	2	0	0	0	0
Mayle, Vince	2	2	0	0	0	0
Judon, Matthew	1	1	0	0	0	0
Kaufusi, Bronson	1	1	0	0	0	0
Matthews, Chris	1	1	0	0	0	0
Totals	15	13	2	0	0	0



2017 SINGLE-GAME BESTS

- Tackles:** 12 by C.J. Mosley vs. Pit. (10/1)
- Sacks:** 2 by Terrell Suggs at Cin. (9/10)
- Interceptions:** 1 by six different players; last by Eric Weddle vs. Pit. (10/1)
- Passes Defensed:** 4 by Brandon Carr vs. Cle. (9/17)
- Forced Fumbles:** 1 by C.J. Mosley vs. Pit. (10/1) and Terrell Suggs vs. Cle. (9/17) and at Cin. (9/10)
- Fumble Recoveries:** 1 by Matthew Judon vs. Cle. (9/17) and Michael Pierce at Cin. (9/10)
- Special Teams Tackles:** 2 by Jonathan Freeny vs. Pit. (10/1) and Kamalei Correa and Anthony Levine Sr. at Cin. (9/10)



