



BALTIMORE RAVENS PRESS RELEASE

UNDER ARMOUR PERFORMANCE CENTER | 1 WINNING DRIVE | OWINGS MILLS, MD 21117
PH: 410-701-4000 | BALTIMORERAVENS.COM | TWITTER: @RAVENS

TWO-TIME WORLD CHAMPIONS: SUPER BOWL XXXV (2000) & SUPER BOWL XLVII (2012)



PITTSBURGH STEELERS vs. BALTIMORE RAVENS



(2-1) **WEEK 4 – SUNDAY, OCT. 1, 2017** (2-1)
1 P.M. ET – M&T BANK STADIUM (71,008)

JUST THE FACTS

- The Baltimore Ravens (2-1) and the Pittsburgh Steelers (2-1) square off at M&T Bank Stadium this Sunday (Oct. 1), with kickoff set for 1 p.m. ET. The team that wins the game will take over sole possession of first place in the AFC North.
- Pittsburgh owns the regular season series lead, 22-20. However, Baltimore has won five of the past seven games (and six of the past eight when including playoffs). In 2016, the teams split the season series, with the Ravens winning 21-14 in Charm City. The Ravens then sustained a heartbreaking, 31-27 loss at Pittsburgh in Game 15 (Christmas Day), which eliminated Baltimore from the playoffs.
- The Ravens fell, 44-7, to the Jacksonville Jaguars last Sunday at London's historic Wembley Stadium. Jacksonville's defense posted 2 sacks and 2 INTs, while the Jaguars' offense racked up 410 yards and saw TE Mercedes Lewis score 3 receiving TDs. The Ravens, who began the season 2-0 and allowed just 10 total points in those contests, did not force a turnover against Jacksonville after producing 5 take-aways in each of their first two games.
- In their 22nd year of existence, the Ravens have earned a playoff berth in six of the past nine full seasons. Since coach Harbaugh's arrival in 2008, Baltimore has posted the NFL's fourth-most total victories (97), won the league's second-most playoff games (10), advanced to an impressive three AFC Championship contests, and in 2012, captured the World Championship in SB XLVII.

WEEKLY SCHEDULE

- Wed. Sept. 27:** 11:15 a.m. Coach Harbaugh & Players at Podium
12:40 p.m. Practice / Media Viewing
2:15 p.m. Open Locker Room
- Thur. Sept. 28:** 12:40 p.m. Practice / Media Viewing
2:15 p.m. Three Coordinators at Podium & Open Locker Room
- Fri. Sept. 29:** 11:15 a.m. Practice / Media Viewing
12:45 p.m. Coach Harbaugh at Podium & Player Media Availability

WEDNESDAY CONFERENCE CALLS

Steelers: Player/time TBD & Mike Tomlin at 12:55 p.m.
Ravens: Mike Wallace at 11:15 a.m. & John Harbaugh at 11:25 a.m.

CALLING THE ACTION

Television: CBS/WJZ Ch. 13 (Baltimore)

- Ian Eagle (play-by-play) - Dan Fouts (analyst)
- Evan Washburn (sideline)
- Mark Wolff (producer) - Bob Fishman (director)

National Radio: Sports USA

- Larry Kahn (play-by-play) - Hank Bauer (analyst)

Local Radio: WBAL (1090 AM) & 98Rock (97.9 FM)

- Gerry Sandusky (play-by-play) - Stan White / Dennis Pitta (analysts)

HARBS SAYS

JOHN HARBAUGH ON BOUNCING BACK FROM LAST SUNDAY'S DEFEAT:

"A coach named Mike Gottfried, who was a good friend and mentor, said, 'You win or learn.' I like to learn from the wins, too, but you are probably going to learn a lot more from the losses. We have to look at it and learn from it. We'll work on correcting the things we need to correct, but you always have to do it with a forward mindset. We have to apply the correction, the improvement to the next game. All eyes are on the game ahead of us – the Pittsburgh Steelers game."

INJURY UPDATE

Standout players on IR include six-time Pro Bowl RG **Marshal Yanda** (ankle), LG **Alex Lewis** (shoulder), RB **Danny Woodhead** (hamstring) and CB **Tavon Young** (knee). DT **Brandon Williams** (foot) missed last week's game vs. Jacksonville, while DE **Brent Urban** (foot) was injured during the contest and will be out the remainder of the season.

NOTE THE QUOTE

S ERIC WEDDLE ON THE RAVENS' MINDSET MOVING FORWARD:

"You've got to rebound from it. You mentally have to be strong as a team – and I know we are – to rebound from it and look at ourselves and get better. ... It's the Steelers. It's going to be a division game. Everything's on the line. [Last week] is already behind us. We're going to look at the mistakes, correct the mistakes and start game-planning for Pittsburgh. Because the more we lament, the more we worry about [a loss], and the more we're 'woe is me,' we'll get our butts kicked next week."

WHAT'S GOING ON?

✓ 12 of the last 18 Ravens-Steelers games (since 2008) have been decided by 3 or fewer points.

✓ Under John Harbaugh, the Ravens are 10-8 vs. Pittsburgh in regular season play.

✓ Including playoffs, Baltimore is 11-10 vs. Pittsburgh under Coach Harbaugh. Of these 21 games, 16 have been decided by 1 score.

GAMES DECIDED BY 3 OR FEWER POINTS

(Division Rivalries / Since 2008)

| NFL Division Rivalry Game | Games within 3 or Fewer Points |
|---------------------------|--------------------------------|
| Ravens-Steelers | 12 |
| Cowboys-Redskins | 8 |
| 49ers-Rams | 8 |



RAVENS-STEELERS



2017 RAVENS INFORMATION

2017 SCHEDULE & RESULTS (2-1)

| Date | Opponent | Result/Time |
|----------------|-------------------------|----------------------|
| Sun. Sept. 10 | at Cincinnati Bengals | W 20-0 |
| Sun. Sept. 17 | CLEVELAND BROWNS | W 24-10 |
| Sun. Sept. 24 | at Jacksonville Jaguars | L 7-44 |
| Sun. Oct. 1 | PITTSBURGH STEELERS | 1:00 p.m. |
| Sun. Oct. 8* | at Oakland Raiders | 4:05 p.m. |
| Sun. Oct. 15* | CHICAGO BEARS | 1:00 p.m. |
| Sun. Oct. 22* | at Minnesota Vikings | 1:00 p.m. |
| Thurs. Oct. 26 | MIAMI DOLPHINS | 8:25 p.m. (CBS/NFLN) |
| Sun. Nov. 5* | at Tennessee Titans | 1:00 p.m. |
| Sun. Nov. 12 | BYE | |
| Sun. Nov. 19* | at Green Bay Packers | 1:00 p.m. |
| Mon. Nov. 27 | HOUSTON TEXANS | 8:30 p.m. (ESPN) |
| Sun. Dec. 3* | DETROIT LIONS | 1:00 p.m. |
| Sun. Dec. 10* | at Pittsburgh Steelers | 8:30 p.m. (NBC) |
| Sun. Dec. 17* | at Cleveland Browns | 1:00 p.m. |
| Sat. Dec. 23 | INDIANAPOLIS COLTS | 4:30 p.m. (NFLN) |
| Sun. Dec. 31* | CINCINNATI BENGALS | 1:00 p.m. |

*Flexible Scheduling Games Home Games in CAPS All Times Eastern

MILESTONES IN REACH

WR JEREMY MACLIN

• Needs 2 TD catches to reach 50 for his career.

OLB TERRELL SUGGS

• Needs 2.5 sacks to reach 120 for his career and become the 21st player in NFL history to accomplish the feat.

K JUSTIN TUCKER

• Needs 15 points to reach 700 for his career. Tucker has amassed 685 points in 83 career games and is also just 4 FGs shy of reaching 175 for his career.

WR MIKE WALLACE

• Needs 11 catches to reach 500 receptions for his career.

TE BENJAMIN WATSON

• Needs 5 catches to reach 550 career receptions and 1 TD catch for 40 scores. If he reaches both milestones, he'd become just the sixth active TE with 450 catches, 5,000 receiving yards and 40 TDs.

SPOTLIGHT: C.J. MOSLEY



Pos: LB **Ht:** 6-2 **Wt:** 250 **Exp. (NFL/Ravens):** 4/4
College: Alabama **Hometown:** Mobile, AL

What is the best thing a coach could say about you?

"I'm dedicated, I work hard, and I take my job seriously. You never want anybody to say that you are a lazy player or that you don't have a good work ethic. As a man and as a football player, working hard and taking my job seriously are two things I pride myself in and that is what I want them to notice."

After reaching the Pro Bowl in two out of your first three years, what drives you? "I feel like I'm not one of the top linebackers in the league, at least recognition-wise. I always want to be the best, but I feel like right now, I'm regarded as 'another good linebacker.' I want to strive to be one of the best, if not the best, linebackers in the league. Team-wise, I want to lead this defense to be the best defense the NFL has ever seen, and I want to win a Super Bowl."

What was your advice to your brother, Jamey, who plays at Alabama? "He took a different route than me. He didn't get a scholarship like I did; he had to earn his scholarship. He just had his second start this year, so his journey started way different. It has been a tough road for him, but he has kept his head up and has started to earn some playing time. I have definitely talked to him a few times, because there were times where he felt like he put all of the work in during practice and still wasn't playing. Even though he has my last name, he is definitely making his own way."

What has been your favorite win so far while in Baltimore? "I guess it is always good to beat the Steelers. But, I honestly don't think we have had that big, key win since I have been here. We are hoping that comes this year."

What about your hardest loss? "The hardest loss is definitely last year against the Steelers [in Game 15]. Losing on the last play in such a big game made that really tough. When you lose a game like that, it's going to stick with you and serve as motivation."

What makes John Harbaugh who he is? "His drive for perfection. As a man, as a coach himself and what he demands from other coaches and this team. He always looks for ways to find an advantage and preaches practicing the little things, so when a situation comes in a game, we are almost always prepared for it."

Who was your favorite NFL team and player growing up? "It's funny, because my favorite teams were because of my favorite players. It was the Ravens and the Bears – because of Ray Lewis and Brian Urlacher."

NOTE OF THE WEEK

The Ravens currently own (tied, Oak.) the NFL's second-longest home winning streak, capturing victories in six-straight contests. The winning streak began last season with a 21-14 victory over Pittsburgh on Nov. 16.

NFL WINNING STREAKS AT HOME (Current Streaks)

| Rk. | Team | Consec. Home Wins |
|-----|------------------|-------------------|
| 1. | Dallas Cowboys | 8 |
| 2. | Baltimore Ravens | 6 |
| | Oakland Raiders | 6 |

WEEK 4 NUMBERS TO NOTE

5-1

The Ravens' record vs. Pittsburgh at M&T Bank Stadium since 2011, also outscoring the Steelers 144-87 in these games.

+14

The Ravens' turnover differential against Pittsburgh (17 take-aways vs. 3 give-aways) in the last six games played at M&T Bank Stadium (5-1 record for Baltimore).

14

Sacks the Ravens have registered in their last six overall regular season games vs. Pittsburgh (4-2 record). **OLB Za'Darius Smith** owns 3 of those QB drops.

19.5

Career sacks (including postseason) that **OLB Terrell Suggs** has tallied against the Steelers, ranking most among any NFL defender in Pittsburgh's franchise history.

2017 AFC NORTH STANDINGS

| Teams | W | L | T | Home | Road | Div. | Con. | PF | PA |
|------------|---|---|---|------|------|------|------|----|----|
| Baltimore | 2 | 1 | 0 | 1-0 | 1-1 | 2-0 | 2-1 | 51 | 54 |
| Pittsburgh | 2 | 1 | 0 | 1-0 | 1-1 | 1-0 | 1-0 | 64 | 50 |
| Cincinnati | 0 | 3 | 0 | 0-2 | 0-1 | 0-1 | 0-2 | 33 | 60 |
| Cleveland | 0 | 3 | 0 | 0-1 | 0-2 | 0-2 | 0-3 | 56 | 76 |



QUOTH THE RAVENS

OLB TERRELL SUGGS ON THE RAVENS' MINDSET FOLLOWING LAST SUNDAY'S DEFEAT, BY QUOTING PRESIDENT JOHN F. KENNEDY

"From one of our great presidents, 'Victory has a thousand fathers, but defeat is an orphan.' The unfortunate thing about failure is you learn more from failure than you ever will from succeeding. We are going to learn from this. We are a united front. We're still the Baltimore Ravens. We're just 2-1."

QB Joe Flacco on how the team approaches this upcoming game against Pittsburgh after a Week 3 defeat:

"You've got to keep guys' heads up. So much of this game is confidence and going out there and getting it done. If you let one of these kinds of games creep into your mind and debilitate you, then you'll be in trouble. So we've just got to make sure we keep our heads up and keep going."

G Tony Bergstrom on John Harbaugh and the culture that's been set in Baltimore:

"I can't even describe what a great place it is. ... The culture that coach Harbaugh has created here is unmatched in the NFL."

John Harbaugh on how to explain the Ravens' rash of injuries and working with injured players:

"We don't forget our [injured] guys. Tavon [Young] is in there every single day rehabbing and getting ready for next year, and I see him every day and talk to him. Those guys are still part of our team. The team is more than the original depth chart. The team is an evolving process. It is guys on the practice squad. It is young guys developing as players. It is guys you bring in when you have to – when you have some of the injuries we have at certain positions. There is no one single answer. I can't answer it any better than you can, but I am not trying to. I don't think you have to. You have to move on, and you make the best of it."

The Baltimore Sun's Childs Walker on the Ravens' defensive rookies making a long-lasting impact:

"[Tyus] Bowser, meanwhile, has already become an important cog in the defense, lining up on the other side from [Terrell] Suggs and also dropping into coverage in a way [Tim] Williams cannot. He had both a sack and an interception against Cleveland [in Week 2], and something tells me that won't be the only time in his career he pulls off that double. Between the two outside linebackers and first-round pick Marlon Humphrey, who continues to stand out with his aggressive play at cornerback, this could go down as a memorable defensive draft class."

Dean Pees comparing NT Michael Pierce in his second season to DT Brandon Williams:

"He's gotten very good. We said coming in that we thought he had a really good year last year [and] expected even bigger things from him this year. He has not disappointed. Those two guys right there are two solid, inside guys. Michael holds his own in there, just like Brandon."

John Harbaugh on the depth and competition of the defensive line:

"The competition at D-line is heated. It is tremendous. Those guys want to play, and they are fighting like crazy in practice. It makes our practices better. We have young players that need to get better, and when they get their chance, they need to play well."

DB Lardarius Webb on if he anticipated being tied for the team lead with interceptions after being released by the team this past spring:

"No, I did not even plan on being on the field – seriously. But I am, and I'm blessed to be on the field. Some unfortunate things have happened for me to be on the field. Tavon Young, he went down, which I'm sorry that that had to happen, but he'll be back strong. Maurice Canady went down, also, and we really didn't expect that when he was having such an amazing camp. We can't wait to get him back. But, those were the guys who probably would've had that job, and I was going to be teaching them; I was the player/coach. I'm blessed to be where I am today, and I'm just enjoying it. I'm just enjoying every day I can."

Browns S/RS Jabrill Peppers on Ravens P Sam Koch:

"He is a hell of a punter. In pre-game [for Week 2 in Baltimore], I think he was messing with me a little bit. They weren't going that far in pre-game. They had me line up deep, and I was thinking that I would have to come up for the balls. He has a strong leg and got them out there. They have a good [coverage] unit that got downfield fast. I only had one returnable ball [in Week 2]."



RAVENS / OPPONENT INFORMATION

2017 RANKINGS

DEFENSE

| Category | --Ravens-- | | --Steelers-- | |
|---------------------|------------|------|--------------|------|
| | Stats | Rank | Stats | Rank |
| Total Defense | 339.0 | 18t | 259.3 | 2 |
| Rush Defense | 112.0 | 19 | 122.7 | 22 |
| Pass Defense | 227.0 | 17 | 136.7 | 2 |
| Points Per Game | 18.0 | 5 | 16.7 | 3 |
| 3rd-Down Def. % | 24.3 | 1 | 30.8 | 5 |
| 4th-Down Def. % | 60.0 | 27 | 40.0 | 21 |
| Red Zone Def. (TD%) | 40.0 | 4t | 75.0 | 28 |

OFFENSE

| Category | --Ravens-- | | --Steelers-- | |
|---------------------|------------|------|--------------|------|
| | Stats | Rank | Stats | Rank |
| Total Offense | 263.7 | 32 | 302.3 | 22 |
| Rush Offense | 142.3 | 4 | 69.0 | 29t |
| Pass Offense | 121.3 | 32 | 233.3 | 15 |
| Points Per Game | 17.0 | 23t | 21.3 | 16t |
| 3rd-Down Off. % | 36.1 | 21 | 32.4 | 25t |
| 4th-Down Off. % | 0.0 | 17t | n/a | n/a |
| Red Zone Off. (TD%) | 62.5 | 11t | 60.0 | 14t |

TEAM

| Category | --Ravens-- | | --Steelers-- | |
|----------------|------------|------|--------------|------|
| | Stats | Rank | Stats | Rank |
| Turnover Ratio | +4 | 3t | +1 | 10t |
| Penalties | 28 | 27t | 29 | 30t |
| Penalty Yards | 218 | 24 | 255 | 30 |

SERIES HISTORY

- **Series history:** Steelers lead regular season, 22-20 (3-1 playoffs). Baltimore has won six of the last eight overall games (including playoffs) in the series.
- **In Baltimore:** Ravens are 12-9, winning four straight.

SERIES RESULTS SINCE 2008 / JOHN HARBAUGH ERA

| Date | Location | Result | Attendance |
|------------|------------|----------------------|------------|
| 09-29-08 | Pittsburgh | Steelers, 23-20 (OT) | 64,038 |
| 12-14-08 | Baltimore | Steelers, 13-9 | 71,502 |
| 01-18-09** | Pittsburgh | Steelers, 23-14 | 65,350 |
| 11-29-09 | Baltimore | Ravens, 20-17 (OT) | 71,314 |
| 12-27-09 | Pittsburgh | Steelers, 23-20 | 64,068 |
| 10-03-10 | Pittsburgh | Ravens, 17-14 | 64,729 |
| 12-05-10 | Baltimore | Steelers, 13-10 | 71,418 |
| 01-15-11^^ | Pittsburgh | Steelers, 31-24 | 64,879 |
| 09-11-11 | Baltimore | Ravens, 35-7 | 71,434 |
| 11-06-11 | Pittsburgh | Ravens, 23-20 | 64,851 |
| 11-18-12 | Pittsburgh | Ravens, 13-10 | 63,446 |
| 12-02-12 | Baltimore | Steelers, 23-20 | 71,442 |
| 10-20-13 | Pittsburgh | Steelers, 19-16 | 62,295 |
| 11-28-13 | Baltimore | Ravens, 22-20 | 71,005 |
| 09-11-14 | Baltimore | Ravens, 26-6 | 71,181 |
| 11-02-14 | Pittsburgh | Steelers, 43-23 | 63,971 |
| 01-03-15~ | Pittsburgh | Ravens, 30-17 | 62,780 |
| 10-01-15 | Pittsburgh | Ravens, 23-20 (OT) | 63,929 |
| 12-27-15 | Baltimore | Ravens, 20-17 | 71,261 |
| 11-06-16 | Baltimore | Ravens, 21-14 | 71,286 |
| 12-25-16 | Pittsburgh | Steelers, 31-27 | 66,276 |

** AFC Championship ^^ Divisional Playoff ~ Wild Card

All-time series results appear on pages 306 of the Ravens' media guide.

2017 TEAM LEADERS

PASSING YARDS (TDs/INTs)

Joe Flacco 366 (3/4) B. Roethlisberger . . 741 (5/1)

RUSHING YARDS (YPC)

Javorius Allen 152 (3.5) Le'Veon Bell 180 (3.5)
Terrance West 128 (3.9) James Conner 20 (4.0)

RECEIVING YARDS (CATCHES)

Benjamin Watson . . 103 (11) Antonio Brown 354 (26)
Jeremy Maclin 95 (7) Martavius Bryant 135 (7)
Javorius Allen 48 (10) Jesse James 87 (12)

POINTS

Justin Tucker 15 Chris Boswell 22
Jeremy Maclin 12 Jesse James 12
Terrance West 12 Five Players 6

INTERCEPTIONS (YARDS)

Brandon Carr 2 (24) T.J. Watt 1 (17)
Lardarius Webb 2 (10) J.J. Wilcox 1 (0)
Four Players 1 (n/a) n/a n/a

SACKS (YARDS)

Terrell Suggs 3 (-15) Anthony Chickillo 3 (-25)
Five Players 1 (n/a) Two Players 2 (n/a)

TACKLES (SOLO)

C.J. Mosley 26 (21) Ryan Shazier 26 (20)
Tony Jefferson 17 (12) Vince Williams 16 (13)
Lardarius Webb 10 (10) Mike Mitchell 13 (9)
Eric Weddle 10 (9) Cameron Heyward 12 (6)

GROSS PUNTING (NET)

Sam Koch 44.2 (41.1) Jordan Berry 41.9 (37.8)

FIELD GOALS (PCT.)

Justin Tucker 3/4 (75.0) Chris Boswell 5/6 (83.3)

PUNT RETURN YARDS (AVG.)

Michael Campanaro . . 42 (7.0) Eli Rogers 46 (5.8)

KICKOFF RETURN YARDS (AVG.)

n/a n/a Terrell Watson 49 (24.5)

2017 TALE OF THE TAPE

| Category | Ravens | Steelers |
|----------------------------------|--------|----------|
| Record | 2-1 | 2-1 |
| Current Streak | Lost 1 | Lost 1 |
| Points Scored | 51 | 64 |
| TDs Scored | 6 | 7 |
| Rushing TDs Scored | 2 | 1 |
| Passing TDs Scored | 4 | 5 |
| TDs on Returns | 0 | 1 |
| Points Against | 54 | 50 |
| TDs Allowed | 6 | 6 |
| Rushing TDs Allowed | 1 | 4 |
| Passing TDs Allowed | 5 | 2 |
| TDs on Returns Allowed | 0 | 0 |
| Time of Poss. Avg. | 31:07 | 30:00 |
| KOR Avg. For | n/a | 18.3 |
| KOR Avg. Against | 13.7 | 22.5 |
| PR Avg. For | 7.0 | 5.8 |
| PR Avg. Against | 2.7 | 9.2 |
| Sacks | 8 | 11 |
| Sacks Allowed | 5 | 6 |
| Interceptions | 8 | 2 |
| Interceptions Thrown | 4 | 1 |
| Fumbles Lost/Recovered | 2/3 | 2/3 |



RAVENS / OPPONENT INFORMATION

TOP RAVENS-STEELERS CONNECTIONS



PRO CONNECTIONS

- Ravens WR **Mike Wallace** (left) was selected by the Steelers in the third round of the 2009 draft and spent four seasons in Pittsburgh. ... **CB Brandon Boykin** (Injured Reserve) also spent the 2015 season with the Steelers.
- Steelers practice squad **RB Fitzgerald Toussaint** started his career as a Raven as a rookie free agent. ... Steelers **LB James Harrison** was signed to the Ravens' offseason roster in 2004.
- Steelers inside linebackers coach **Jerry Olsavsky** (1998) and defensive backs coach **Carnell Lake** (2001) played the final seasons of their NFL careers with the Ravens.
- Steelers WRs coach **Richard Mann** served in the same capacity for the Baltimore Colts (1982-84) and Baltimore Ravens (1997-98). In 1985, Mann was hired as the wide receivers/tight ends coach for the Browns, where he coached Ravens GM/executive vice president and Hall of Fame **TE Ozzie Newsome** (1978-90).

COLLEGE CONNECTIONS

- Ravens **LB Bam Bradley** (Injured Reserve) and **LB Nicholas Grigsby** (practice squad) both attended Pittsburgh.
- Steelers **S Sean Davis** (2011-15) and **WR Darrius Heyward-Bey** (2005-08) played at Maryland.
- Ravens **QB Joe Flacco** originally began his collegiate career at Pitt (2003-04) before transferring to Delaware (2005-07).
- Ravens defensive coordinator **Dean Pees** was the head coach at Kent State (1998-2003) when Steelers **LB James Harrison** played for the Golden Flashes from 1998-2001.
- Ravens offensive line coach **Joe D'Alessandris** (O-line, 1996), head coach **John Harbaugh** (tight ends, 1987) and WRs coach **Bobby Engram** (WRs, 2012-13) all coached at Pitt.

HOMETOWN/HIGH SCHOOL/CONNECTIONS

- Steelers **WR Darrius Heyward-Bey** is from Silver Spring, MD, and went to McDonogh School (Owings Mills, MD), while **CB Joe Haden** prepped at Friendly (Fort Washington, MD) HS.
- Ravens SE/SW area scout **Kevin Weidl** was born in Pittsburgh and played QB at Mt. Lebanon (Pittsburgh, PA) HS.

STANDOUTS VS. STEELERS

TOTALS INCLUDE PLAYOFF GAMES

QB JOE FLACCO

| Record | Att. | Cmp. | Pct. | Yds | TDs | INT | Rate |
|--------|------|------|------|-------|-----|-----|------|
| 10-10 | 670 | 399 | 59.6 | 4,312 | 23 | 13 | 81.9 |

- In his last 12 games vs. Pittsburgh (8-4 record), Flacco has averaged 230.2 passing yards a contest, tossing 16 TDs and 5 INTs.
- In last season's defeat (12/25) at Pittsburgh, Flacco was 30-of-44 for 262 yards, 1 TD and 1 INT.
- He has thrown at least 1 TD in nine-straight games vs. Pittsburgh.
- In eight home games vs. the Steelers, Flacco has completed 58.1 percent of his passes, averaging 217.5 yards per contest with 10 TDs and 4 INTs. He is 5-3 in these games.

LB C.J. MOSLEY

| G | TT | Solo | AS | INT | TD | FF | FR | Sk-Yds | PD |
|---|----|------|----|------|----|----|----|--------|----|
| 7 | 58 | 38 | 20 | 1-28 | 0 | 2 | 1 | 0-0 | 3 |

- In last season's defeat at Pittsburgh, Mosley posted 1 INT (returned 28 yards) and 8 tackles.

OLB TERRELL SUGGS

| G | TT | Solo | AS | INT | TD | FF | FR | Sk-Yds | PD |
|----|----|------|----|------|----|----|----|------------|----|
| 28 | 99 | 67 | 32 | 3-12 | 0 | 4 | 2 | 19.5-143.5 | 8 |

- Suggs' 14.5 career sacks (regular season) against the Steelers are the second most (Cle. - 18) he has against any opponent.
- Suggs has sacked QB Ben Roethlisberger 16.5 times (including playoffs), the most any NFL defender has dropped the QB.

WR MIKE WALLACE

| G | Rec. | Yds | Avg. | LG | TDs | 1st | 25+ |
|---|------|-----|------|-----|-----|-----|-----|
| 3 | 10 | 164 | 16.4 | 95t | 1 | 5 | 1 |

- Wallace tallied a 95-yard TD catch (the longest offensive play in Ravens history) last season in Week 9's win over Pittsburgh at M&T Bank Stadium.

TE BENJAMIN WATSON

| G | Rec. | Yds | Avg. | LG | TDs | 1st | 25+ |
|---|------|-----|------|----|-----|-----|-----|
| 9 | 32 | 326 | 10.2 | 23 | 2 | 18 | 0 |

- While playing for the Browns in 2010, Watson tallied 6 receptions for 88 yards and 1 TD against the Steelers.

DT BRANDON WILLIAMS

| G | TT | Solo | AS | INT | TD | FF | FR | Sk-Yds | PD |
|---|----|------|----|-----|----|----|----|--------|----|
| 8 | 23 | 15 | 8 | 0-0 | 0 | 0 | 0 | 2-10 | 1 |

- In eight career games against the Steelers, Williams has posted 4 TFL, including 2 sacks.

WEEK 3 RECAP: AT JACKSONVILLE (LONDON)

JAGUARS 44, RAVENS 7 • WEEK 3, SEPT. 24 • WEMBLEY STADIUM

The Ravens failed in their first-ever game out of the United States, dropping a 44-7 decision to the "host" Jaguars at London's historic Wembley Stadium. (Jacksonville won in London for the third-consecutive year.) The Ravens produced just 186 yards of total offense (12 first downs), -1 in the first quarter and only 15 yards in the first half. The Ravens' lone score, a **QB Ryan Mallett** 6-yard toss to **TE Benjamin Watson**, came with 3:24 left in the contest, avoiding the shutout. The Ravens turned the ball over three times, all leading to Jaguars' touchdowns. **QB Joe Flacco**, who was 8-of-18 for 28 yards, threw 2 interceptions, the first to CB A.J. Buoye in the second quarter that led to a QB Blake Bortles-to-WR Allen Hurns 5-yard touchdown. Flacco's second INT was grabbed by CB Jalen Ramsey in the third period. (Two plays later, Bortles hit TE Mercedes Lewis with a 30-yard TD strike.) That was the first of 3 Bortles-to-Lewis scores in the game. Baltimore's final turnover came when **RB Terrance West** fumbled in the third quarter. LB Telvin Smith scooped up that ball and raced to the Baltimore 2-yard line. Two plays later, Bortles found Lewis for a 4-yard TD. The Jaguars jumped to a 20-0 halftime lead, which they increased to 44-0 early in the fourth quarter. With the score 37-0, the Jaguars faked a punt with RB Corey Grant racing 58 yards to the Ravens' 4-yard line. RB Leonard Fournette produced a TD (4-yard run) on the next play. The Ravens' defense, which had surrendered just 10 points in the season's first two games, allowed 410 yards. Bortles was 20-of-31 for 244 yards, and the Jaguars ran for 166 more (4.7 average). Ravens **RB Alex Collins** rushed for 82 yards on 9 carries.



RAVENS WINNING WAYS

TOP FRANCHISES / SINCE 2000

TOTAL WINS

1. New England Patriots . . . 228
2. Pittsburgh Steelers . . . 192
3. Indianapolis Colts . . . 189
4. Green Bay Packers . . . 185
- 5. BALTIMORE RAVENS . . . 174**
6. Denver Broncos . . . 173

SUPER BOWL BERTHS

1. New England Patriots . . . 7
2. New York Giants . . . 3
- Pittsburgh Steelers . . . 3
- Seattle Seahawks . . . 3
- 5. BALTIMORE RAVENS . . . 2**
- Car., Den., Ind. 2

SUPER BOWL TITLES

1. New England Patriots . . . 5
- 2. BALTIMORE RAVENS . . . 2**
- New York Giants . . . 2
- Pittsburgh Steelers . . . 2
- Den., GB, Ind., 1
- NO, Sea., TB 1

CONF. TITLE GAMES

1. New England Patriots . . 11
2. Pittsburgh Steelers 6
3. Philadelphia Eagles 5
- 4. BALTIMORE RAVENS 4**
- Green Bay Packers 4
- Indianapolis Colts 4

WINNING SEASONS

1. New England Patriots . . 16
2. Green Bay Packers 14
3. Indianapolis Colts 13
- Pittsburgh Steelers 13
- 5. BAL., Den., Phi., Sea. . . . 11**

PLAYOFF BERTHS

1. New England Patriots . . 14
2. Indianapolis Colts 13
- Green Bay Packers 13
3. Pittsburgh, Seattle 11
- 6. BALTIMORE, Philadelphia . . 10**

PLAYOFF GAMES

1. New England Patriots . . 34
2. Green Bay Packers 24
- Indianapolis Colts 24
- Pittsburgh Steelers 24
- 5. BALTIMORE, Seattle 23**

PLAYOFF WINS

1. New England Patriots . . 25
- 2. BALTIMORE RAVENS . . . 15**
- Pittsburgh Steelers 15
4. Seattle Seahawks 13
5. Green Bay, Indianapolis . . 12

SUPER BOWL CHAMPIONS



**LB Ray Lewis - 2000
Super Bowl XXXV MVP**

In a magnificent effort showcasing thrilling performances by their defense, offense and special teams units, the Baltimore Ravens won Super Bowl XXXV with a 34-7 victory over the New York Giants. Allowing the Giants a meager 152 total net yards, New York's attack crossed midfield just twice, while Baltimore's "D" posted 4 INTs. LB Ray Lewis was named the game's MVP, capping an accolade-filled season in which he was also tabbed the NFL's Defensive Player of the Year.



**QB Joe Flacco - 2012
Super Bowl XLVII MVP**

Baltimore defeated San Francisco, 34-31, in Super Bowl XLVII, capturing the franchise's second World Championship. After an amazing first-half performance, the Ravens took a commanding 28-6 lead. But following a bizarre, 34-minute power outage that halted play, the 49ers stormed back into contention. Clinging to a 34-29 edge late in the game, the Ravens stood firm on a pivotal goal-line stand, jamming SF on four-straight plays inside the 7-yard line. QB Joe Flacco was named the game's MVP.

PLAYOFF PERFORMERS

PLAYOFF WINNING PERCENTAGE (Since 1970 Merger)

| Rk. | Team | Record | Pct. |
|-----|---------------------------|-------------|-------------|
| 1. | BALTIMORE RAVENS** | 15-8 | .652 |
| 2. | New England Patriots***** | 31-18 | .633 |
| 3. | New York Giants**** | 20-12 | .625 |
| 4. | San Francisco 49ers***** | 30-19 | .612 |
| 5. | Pittsburgh Steelers***** | 36-23 | .610 |

* Number of Super Bowl Titles

JOHN HARBAUGH ERA

(SINCE 2008)

PLAYOFF BERTHS

1. Green Bay Packers 8
- New England Patriots . . . 8
- 3. BALTIMORE RAVENS 6**
- Cincinnati Bengals 6
- Indianapolis Colts 6
- Pittsburgh Steelers 6
- Seattle Seahawks 6

TOTAL WINS

1. New England Patriots . . 123
2. Green Bay Packers . . . 104
3. Pittsburgh Steelers . . . 103
- 4. BALTIMORE RAVENS . . . 97**
5. Denver Broncos 95
6. Indianapolis Colts 93

PLAYOFF WINS

1. New England Patriots . . 11
- 2. BALTIMORE RAVENS . . . 10**
3. Green Bay Packers 9
- Seattle Seahawks 9
5. Pittsburgh Steelers 8

PLAYOFF GAMES

1. New England Patriots . . 17
2. Green Bay Packers 16
- 3. BALTIMORE RAVENS . . . 15**
4. Seattle Seahawks 14
5. Pittsburgh Steelers 13

AFC TITLE GAMES

1. New England Patriots . . 6
- 2. BALTIMORE RAVENS . . . 3**
- Pittsburgh Steelers 3
4. Denver Broncos 2
- Indianapolis Colts 2
- New York Jets 2

PLAYOFF ROAD WINS

- 1. BALTIMORE RAVENS 7**
2. Green Bay Packers 5
3. New York Jets 4
4. San Francisco 49ers 3
5. NY Giants, Philadelphia . . 2
- Pittsburgh, Seattle 2

REG. SEASON WINS

1. New England Patriots . . 112
2. Green Bay Packers 95
- Pittsburgh Steelers 95
4. Denver Broncos 89
5. Atlanta Falcons 88
- Indianapolis Colts 88
- 7. BALTIMORE RAVENS . . . 87**

REG. SEASON HOME WINS

1. New England Patriots . . 63
2. Green Bay Packers . . . 57
- 3. BALTIMORE RAVENS . . . 55**
4. Pittsburgh Steelers . . . 53
5. Seattle Seahawks 50
6. Atlanta, Denver 49
- Indianapolis, Minnesota . . 49

SUPER BOWL SUCCESS

The Baltimore Ravens are one of four franchises (New England, NY Giants and Pittsburgh) to win multiple Super Bowls since 2000.



HEAD COACH JOHN HARBAUGH

ALL-TIME RAVENS COACHING RECORDS

John Harbaugh is the third head coach in Baltimore Ravens history. He is the franchise's all-time winningest coach (97 total victories), with Brian Billick (85) ranking second.

SEASONS
RAVENS: 10TH
NFL: 20TH

| Coach | Seasons | Reg. Season | Playoffs | Total |
|-----------------|-----------|-------------|----------|---------|
| John Harbaugh | 2008-17 | 87-60 | 10-5 | 97-65 |
| Brian Billick | 1999-2007 | 80-64 | 5-3 | 85-67 |
| Ted Marchibroda | 1996-98 | 16-31-1 | n/a | 16-31-1 |



HARBAUGH HEAD COACHING RECORDS (2008-17)

- Overall Career Record 97-65
- Regular Season Record . . . 87-60
- at Home 55-18
- on Road 32-42
- vs. AFC 66-45
- vs. AFC North 36-20
- vs. Pittsburgh. . . 10-8 (1-2 playoffs)
- vs. NFC 21-15
- Playoffs Record 10-5
- Home Playoff Games 2-0
- Road Playoff Games. 7-5
- Super Bowl Record 1-0

RAVENS WINS UNDER HARBAUGH

Including playoffs (10-5), the Ravens are 97-65 since **John Harbaugh** became head coach in 2008, producing the NFL's fourth-most total victories. "Harbs" has led the Ravens to 87 regular season wins, ranking seventh most since 2008.

TOTAL NFL WINS / INCLUDING PLAYOFFS (Since Harbaugh's 2008 Baltimore Arrival)

| Rk. | Team | Total Wins |
|-----|-------------------------|------------|
| 1. | New England Patriots | 123 |
| 2. | Green Bay Packers | 104 |
| 3. | Pittsburgh Steelers | 103 |
| 4. | Baltimore Ravens | 97 |
| 5. | Denver Broncos | 95 |

HARBAUGH SEASON-BY-SEASON

| Year | Record | Playoffs (Result) |
|------|--------|------------------------------------|
| 2017 | 2-1 | TBD |
| 2016 | 8-8 | No Playoff Berth |
| 2015 | 5-11 | No Playoff Berth |
| 2014 | 10-6 | 1-1 (Advanced to Divisional Round) |
| 2013 | 8-8 | No Playoff Berth |
| 2012 | 10-6 | 4-0 (won Super Bowl XLVII) |
| 2011 | 12-4 | 1-1 (Advanced to AFC Championship) |
| 2010 | 12-4 | 1-1 (Advanced to Divisional Round) |
| 2009 | 9-7 | 1-1 (Advanced to Divisional Round) |
| 2008 | 11-5 | 2-1 (Advanced to AFC Championship) |

HARBS IS HISTORICALLY GOOD

MOST PLAYOFF WINS BY A COACH / FIRST NINE SEASONS (Since 1970 Merger)

| Coach (Team) | Playoff Wins | Seasons |
|-----------------------------|--------------|----------------|
| Joe Gibbs (Was.) | 11 | 1981-89 |
| John Harbaugh (Bal.) | 10 | 2008-16 |
| George Seifert (SF, Car.) | 10 | 1989-96, '99 |

THE HARBAUGH FILE

John Harbaugh has led the Ravens to a playoff berth in six (2008-12 & 2014) of his nine full seasons in Baltimore, and in 2012, captured the franchise's second Super Bowl title. Under his guidance, the Ravens have secured an appearance in three AFC Championships (2008, 2011 & 2012).

Here are several Harbaugh quick hits:

- The Ravens are one of seven teams with at least six playoff berths in the past nine seasons (2008-16): GB (8), NE (8), Bal. (6), Cin. (6), Ind. (6), Pit. (6) & Sea. (6).
- The Ravens' 10 playoff wins since 2008 rank second only to New England's 11.
- "Harbs" is the only head coach in NFL history to win a playoff game in each of his first four and five seasons.
- John and his brother, Jim (formerly of the 49ers), are the only head coaches to advance to three conference title games in the first five years as NFL bosses.
- Harbaugh is the only coach in NFL history to win a playoff game in six of the first seven seasons of a coaching career.
- In 2012, Harbaugh became the third coach (with Bill Cowher & Chuck Knox) since the 1970 merger to guide his team to the playoffs in each of his first five seasons.
- Harbaugh owns the second-most playoff wins (10, tied) by a coach in his first nine seasons (since the 1970 merger).
- With the Ravens' 2014 playoff berth, Harbaugh became one of eight coaches in NFL history to make the postseason in six of their first seven seasons coaching.
- For coaches to make the playoffs in at least six of their first nine years, "Harbs" is one of five active coaches to do so (Pete Carroll, Mike McCarthy, Andy Reid & Mike Tomlin).
- Harbaugh, Tom Landry (Dal.) and Tom Coughlin (Jax./NYG) own the most road playoff wins (7) by a HC in NFL history.



HEAD COACH JOHN HARBAUGH

ACTIVE HEAD COACH WINNING PERCENTAGE

John Harbaugh owns the fifth-best winning % (.599) among active NFL coaches, compiling a 97-65 record (including playoffs). For head coaches who've coached a minimum of 90 games, he's fourth to Bill Belichick, Mike McCarthy and Mike Tomlin.

ACTIVE HEAD COACHES / CAREER WINNING PERCENTAGE (Totals Include Regular Season and Playoff Games / Min. 40 Games)

| Rk. | Coach | Team | Seasons | Record | Pct. |
|-----|----------------------|---------------|------------------|--------------|-------------|
| 1. | Bill Belichick | Cle./NE | 1991-95, 2000-17 | 265-126 | .678 |
| 2. | Mike McCarthy | Packers | 2006-17 | 126-70-1 | .642 |
| 3. | Mike Tomlin | Steelers | 2007-17 | 113-64 | .638 |
| 4. | Bruce Arians | Cardinals | 2013-17 | 43-26 | .623 |
| 5. | John Harbaugh | Ravens | 2008-17 | 97-65 | .599 |
| 6. | Chuck Pagano | Colts | 2012-17 | 53-36 | .595 |
| 7. | Sean Payton | Saints | 2006-17 | 101-71 | .587 |

TRENDS UNDER HARBS

| | |
|--|-------|
| On grass. | 31-24 |
| Artificial turf | 56-36 |
| September. | 22-11 |
| October. | 14-19 |
| November | 28-11 |
| December | 20-17 |
| January | 3-2 |
| Leading at halftime | 68-17 |
| Leading After 3 quarters. | 76-14 |
| When scoring first. | 64-19 |
| Positive or even turnover ratio. | 68-25 |
| Scoring 20 or more points | 70-24 |
| Scoring 30 or more points | 32-4 |
| Totaling 350 or more net yards. | 46-22 |
| Rushing for 150 or more yards. | 27-5 |
| Holding opp. under 250 net yards | 30-6 |
| Holding opp. under 21 points. | 70-14 |
| Holding opp. under 15 points. | 53-6 |

POSTSEASON SUCCESS: ACTIVE COACHES

PLAYOFFS WIN PERCENTAGE

| Rk. | Coach | Rec. | Pct. |
|-----|----------------------|-------------|-------------|
| 1. | Bill Belichick | 26-10 | .722 |
| 2. | John Harbaugh | 10-5 | .667 |
| | Dan Quinn | 2-1 | .667 |
| 4. | Sean Payton | 6-4 | .600 |
| 5. | Pete Carroll | 10-7 | .588 |

SUPER BOWL TITLES

| | | |
|----|--------------------------------|----------|
| 1. | Bill Belichick | 5 |
| 2. | John Harbaugh | 1 |
| | Pete Carroll | 1 |
| | Mike McCarthy | 1 |
| | Sean Payton. | 1 |
| | Mike Tomlin. | 1 |

HARBAUGH'S PATH TO THE NFL

| Team | Position | Years |
|--------------------------|----------------------------|----------------|
| Baltimore Ravens | Head Coach | 2008-17 |
| Philadelphia Eagles | Secondary | 2007 |
| Philadelphia Eagles | Special Teams Coord. | 1998-2006 |
| Indiana University | DBs/Special Teams Coord. | 1997 |
| University of Cincinnati | Assistant Head Coach | 1995-96 |
| University of Cincinnati | TEs/OLBs/RBs/Special Teams | 1989-94 |
| Morehead State | DBs/ST Coord./S&C Coach | 1988 |
| University of Pittsburgh | Tight Ends | 1987 |
| Western Michigan | Graduate Assistant | 1984-86 |

RAVENS UNDER HARBAUGH: SINCE 2008



AFC TITLE GAMES
(2nd Most - tied, Pit.)



ROAD PLAYOFF WINS
(NFL High)



PLAYOFF WINS
(2nd Most, NE - 11)



WINS AT HOME
(3rd Most)



TOTAL VICTORIES
(4th Most)



"John is the best coach I know, the best I've ever come across or competed against. I'm envious of the grasp he has of the entire game. I think offensively and with quarterback play, I'm right there with him. But I've got a ways to go in terms of special teams and understanding defense the way he does. I'm half as good as John is, but I'm trying."

- Jim Harbaugh on his brother, John

JERRY ROSBURG & SPECIAL TEAMS NOTES



ROSBURG LEADS RAVENS SPECIALISTS

SEASONS
RAVENS: 10TH
NFL: 17TH

Special teams coordinator/associate head coach **Jerry Rosburg** has guided a strong special teams group since arriving in Baltimore in 2008. Below are several standout notes about the coach and his successful group of specialists:

SIX PRO BOWLERS

• Six Ravens have earned eight combined Pro Bowl honors while playing for Rosburg: ST **Brendon Ayanbadejo** (2008), K **Billy Cundiff** (2010), RS **Jacoby Jones** (2012), K **Justin Tucker** (2013 & 2016), LS **Morgan Cox** (2015 & 2016) and P **Sam Koch** (2015).

PRIME KICKER & PUNTER

• Two-time Pro Bowl K **Justin Tucker**, who Rosburg scouted and helped sign as a rookie free agent, owns the NFL's most FGs (171) since entering the NFL in 2012. With an 89.5% career success mark, "Tuck" is the second-most accurate kicker in league history (171-of-191 on FGAs). Earning his first Pro Bowl nod in 2015, P **Sam Koch**'s 46.7 gross average ranked No. 9 in the NFL that season, while his 42.9 net average was No. 2. In 2014, Koch posted the NFL's No. 3 gross (47.4) and No. 1 net (43.3) averages, both career highs and Ravens records.

RAVENS' BIG RETURNS

• Led by Pro Bowl RS **Jacoby Jones** in the 2012 Super Bowl season, Baltimore ranked first in the NFL in KOR average (27.3). Jones, who became the first player ever to record dual KORs of at least 105 yards in a career, tied for a league-leading 3 kick return TDs (2 KORs & 1 PR). He also tied an NFL record for longest KOR in a Super Bowl with his 108-yard KOR-TD. (In 2014's game at Pit., he added another 108-yarder to his resume, marking 4 total KOR-TDs over 100 yards in his career.)

ROSBURG'S PAST

• Prior to Baltimore, Rosburg built a successful NFL special teams resume with the Browns (2001-06) and Falcons (2007). Over a five-year span (2002-06), Cleveland's special teams were ranked as the top NFL unit in *The Dallas Morning News'* annual comprehensive report.

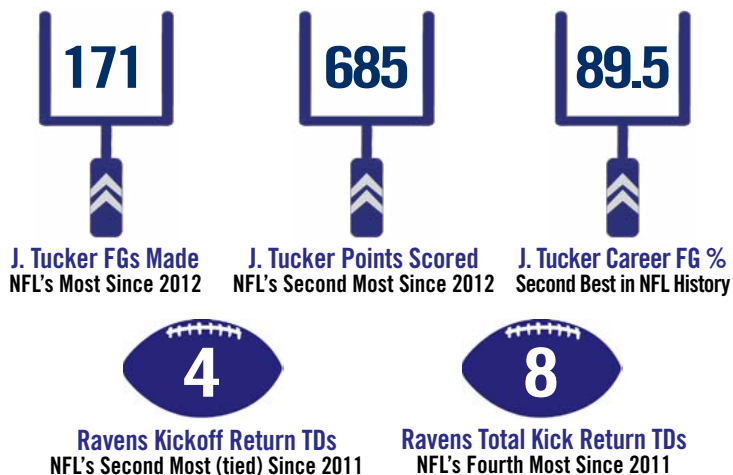
BALTIMORE BLOCK PARTY

Since 2014, the Ravens have produced the NFL's most blocked kicks (12), including an NFL-high 4 (tied, Mia.) in 2016.

| MOST BLOCKED KICKS (2014-16) | | | MOST BLOCKED KICKS (2016 Season) | | |
|------------------------------|--------------|--------|----------------------------------|------------|--------|
| Rk. | Team | Blocks | Rk. | Team | Blocks |
| 1. | Baltimore | 12 | 1. | Baltimore | 4 |
| 2. | Miami | 10 | | Miami | 4 |
| | Philadelphia | 10 | 3. | Five Teams | 3 |

RAVENS' NFL-HIGH 12 BLOCKS: BREAKDOWN (SINCE 2014)

| | | | | | |
|--------------|----|----------|---|-----------------|-----|
| Total Blocks | 12 | 1st Qtr. | 2 | When Losing | 8 |
| FG Blocks | 6 | 2nd Qtr. | 1 | When Winning | 2 |
| PAT Blocks | 3 | 3rd Qtr. | 3 | When Tied | 2 |
| Punt Blocks | 3 | 4th Qtr. | 6 | Record w/ Block | 7-5 |



FIVE STRAIGHT IN THE TOP 5

In the past five full seasons (2012-16), the Ravens' special teams units have consistently been acknowledged as one of the league's best. In the annual special teams report from *The Dallas Morning News*, senior NFL writer Rick Gosselin has ranked Baltimore in the NFL's Top 5 for five-straight seasons. (Gosselin's report is recognized by NFL teams as a special teams measuring stick.)

RAVENS SPECIAL TEAMS RANKINGS IN THE DALLAS MORNING NEWS' ANNUAL REPORT (Past Five Seasons)

| Season | Ranking |
|--------|---------|
| 2016 | 5th |
| 2015 | 1st |
| 2014 | 5th |
| 2013 | 5th |
| 2012 | 2nd |

No other NFL team has been in the Top 5 in each of the past five seasons.

TOP KOR AVERAGES

Since 2008, when **Jerry Rosburg** became the Ravens' ST coordinator, Baltimore owns the NFL's No. 1 KOR average (25.2).

NFL KICKOFF RETURN AVERAGE (Since 2008 / Rosburg's Baltimore Tenure)

| Rk. | Team | KOR | Yards | Avg. | Long | TDs |
|-----|-------------------|-----|--------|------|------|-----|
| 1. | Baltimore Ravens | 410 | 10,327 | 25.2 | 108t | 6 |
| 2. | Minnesota Vikings | 480 | 11,783 | 24.5 | 109t | 10 |
| 3. | Atlanta Falcons | 342 | 8,248 | 24.1 | 102t | 1 |
| 4. | New York Jets | 467 | 11,177 | 23.9 | 107t | 6 |
| 5. | Seattle Seahawks | 423 | 10,082 | 23.8 | 105t | 5 |

MARTY MORNHINWEG & OFFENSIVE NOTES

MARTY MANS THE OFFENSE

Marty Mornhinweg was elevated to offensive coordinator on Oct. 10, 2016. A 23-year NFL coaching veteran, Mornhinweg, who joined Baltimore as QBs coach in 2015, is a former head coach of the Lions (2001-02). He has also served as offensive coordinator for the New York Jets (2013-14), Philadelphia Eagles (2004-12) and San Francisco 49ers (1997-2000).

FIVE PRO BOWLERS

• Throughout his NFL coaching career, five quarterbacks have earned Pro Bowl honors under Mornhinweg's direction: Michael Vick, Donovan McNabb, Steve Young, Jeff Garcia and Brett Favre.

SEASONS

RAVENS: 3RD
NFL: 23RD



MARTY'S NFL COORDINATOR ROLES

1997-2000: 49ers – Offensive Coordinator/QBs Coach

- During this span, SF offense ranked third in total net yards (364.6 ypg), including third in rushing (131.4 ypg) and fifth in passing (233.2 ypg).
- In 1999, the 49ers boasted the NFL's No. 1 rush offense (130.9 ypg).
- In 1998, SF offense ranked No. 1 in the NFL (425.0 ypg), including first in rushing (159.0 ypg) and second in passing (266.0 ypg).

2004-12: Eagles – Offensive Coordinator/Asst. Head Coach

- Under Mornhinweg, 10 offensive players earned a total of 17 Pro Bowl honors. Philly set a then-franchise best with 6,386 total net yards in 2011.
- In his first season (2004) guiding the offense, Philadelphia advanced to Super Bowl XXXIX.

2013-14: NY Jets – Offensive Coordinator

- Jets ranked third in the NFL rush offense (138.7 ypg) during this span.
- In 2014, helped guide a rushing attack that finished third in the NFL (142.5 ypg) behind RBs Chris Ivory and Chris Johnson.

2016: Baltimore Ravens – Offensive Coordinator

- QB Joe Flacco threw for a franchise-record 4,317 yards.

TOP "O" UNDER HARBAUGH

The Ravens' Top 6 all-time single-game offensive outputs have come during the John Harbaugh/QB Joe Flacco Era, including a 496-yard performance vs. Miami with Marty Mornhinweg as O.C. in 2016.

RAVENS TOP TOTAL NET YARDS (Single-Game History)

| Yards | Game/Date | Results |
|-------|-------------------|----------|
| 553 | 09/25/11 at STL | W, 37-7 |
| 548 | 12/13/09 vs. Det. | W, 48-3 |
| 533 | 12/23/12 vs. NYG | W, 33-14 |
| 503 | 09/23/12 vs. NE | W, 31-30 |
| 501 | 09/13/09 vs. KC | W, 38-24 |
| 496 | 12/04/16 vs. Mia. | W, 38-6 |

BALTIMORE RAVENS MOST TOTAL YARDS

| (Since 2012 / Past Five Years) |
|--------------------------------------|
| 12/23/12 vs. NYG 533 |
| 09/23/12 vs. NE 503 |
| 12/04/16 vs. Mia. 496 |
| 09/20/15 at Oak. 493 |
| 10/12/14 at TB 475 |
| 09/28/14 vs. Car. 454 |

RUN GAME QUICK HITS

- ✓ Under John Harbaugh (since 2008), the Ravens have averaged the NFL's 13th-most rushing yards per game (115.8).
- ✓ Since 2008, the Ravens' 128 rushing TDs rank seventh in the NFL.
- ✓ Under Harbaugh, when rushing for at least 125 yards in a game, the Ravens have produced a 46-8 record. Baltimore is 27-5 when rushing for at least 150 yards during the Harbaugh Era.

RAVENS' BEST MARKS

With Marty Mornhinweg as a member of the Ravens' coaching staff (QB's coach in 2015 & O.C. for much of 2016), Baltimore tallied the Top 2 net passing yards seasons in team history. (The Ravens also posted the second-most net yards in team history in 2015.)

RAVENS "O" OUTPUT / SINGLE-SEASON HISTORY

| NET PASSING YARDS | | TOTAL NET YARDS | |
|-------------------|--------------|-----------------|--------------|
| Year | Yards | Year | Yards |
| 2015 | 4,271 | 2014 | 5,838 |
| 2016 | 4,100 | 2015 | 5,749 |
| 1996 | 3,978 | 1996 | 5,723 |

PRIME PROTECTION

Since 2014 (a 51-game span), Baltimore's 81 sacks permitted rank as the NFL's fewest. The Ravens have allowed zero sacks in 12 games since 2014, a mark that ranks as the NFL's third most.

NFL'S FEWEST SACKS ALLOWED / SINCE 2014

| Rk. | Team | Sacks |
|-----|------------------|-------|
| 1. | Baltimore Ravens | 81 |
| 2. | Oakland Raiders | 85 |
| 3. | New York Giants | 87 |

ZERO SACKS ALLOWED / GAMES / SINCE 2014

| | |
|-----------------------------------|-----------|
| New York Giants | 13 |
| Oakland Raiders | 13 |
| Baltimore Ravens | 12 |
| Cincinnati, Pittsburgh | 11 |



2016 Net Passing Yards
(Second in Team History)



2016 Flacco Passing Yards
(Career High & Team Record)



50+ Yard Receptions
NFL High by Mike Wallace
in 2016



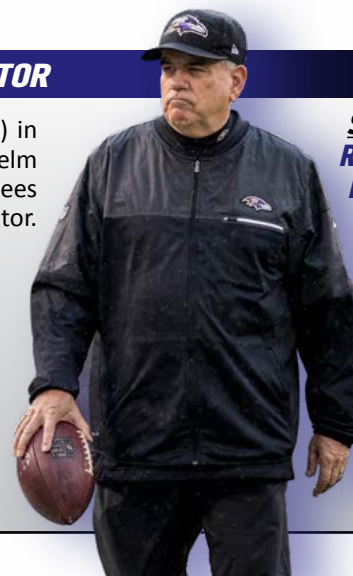
50+ Yard Receptions
by the Ravens in 2016
(tied, Atl., for fifth in NFL)

DEAN PEES & DEFENSIVE NOTES

PEES A PREMIER DEFENSIVE COORDINATOR

Defensive coordinator **Dean Pees** led the Ravens' seventh-ranked defense (322.1 ypg) in 2016, marking the sixth time a defense has finished in the NFL's Top 10 with Pees at the helm (despite only nine years of D.C. experience). Dating back to 1990 (the past 27 seasons), Pees ranks first (tied, Jim Bates) in percentage of Top 10 finishes (.667) as a defensive coordinator.

SEASONS
RAVENS: 8TH
NFL: 14TH



PERCENTAGE OF TOP 10 FINISHES AS A DEFENSIVE COORDINATOR / SINCE 1990 (Minimum Six Years of Coordinator Experience)

| Rk. | Defensive Coordinator (Teams) | Pct. of Top 10 Finishes |
|-----|----------------------------------|-------------------------|
| 1. | Dean Pees (NE/Bal.) | .667 (6 of 9) |
| | Jim Bates (Atl./Mia./GB/Den./TB) | .667 (6 of 9) |
| 3. | Monte Kiffin (Min./NO/TB/Dal.) | .647 (11 of 17) |
| 4. | Dave Campo (Dal./Cle.) | .571 (4 of 7) |
| | Marvin Lewis (Bal./Was.) | .571 (4 of 7) |
| | Tim Lewis (Pit./NYG) | .571 (4 of 7) |

DEFENSIVE QUICK HITS

- ✓ *The Ravens are one of three teams (Denver & Seattle) to finish in the Top 10 on defense in each of the past three full seasons.*
- ✓ *Ranking seventh overall (322.1 ypg) in 2016, it marked the 12th time in the past 14 seasons that Baltimore boasted a Top 10 unit.*
- ✓ *In 2016, Baltimore extended its NFL record to 21-consecutive seasons of not permitting over 4.0 yards per carry (3.7 average).*

2017 WEEK 1 DEFENSIVE HIGHLIGHTS

- The Ravens' defense dominated in Week 1's 20-0 win over Cincy:
- ✓ It marked the fourth time in team history the Ravens tallied 5 sacks and forced 5 turnovers in a game (last was 9/17/06 vs. Oak., with 6 QB drops, 3 INTs & 2 fumbles).
 - ✓ For the first time in franchise history, Baltimore produced 5 sacks and 4 INTs in a single game.
 - ✓ Only 10 times in the past 10 seasons has an NFL team posted 5 sacks and 4 interceptions in a game.
 - ✓ The performance marked the 18th time in Ravens history the defense forced 5 turnovers. (The Ravens then added a 19th time in Week 2's 24-10 victory over Cleveland.)

ALL-TIME RAVENS 'D' COORDINATORS

Dean Pees is another standout in a long line of great Ravens defensive coordinators, four of whom have gone on to become NFL head coaches: Marvin Lewis (1996-2001), Mike Nolan (2002-04), Rex Ryan (2005-08) and Chuck Pagano (2011).

RAVENS ALL-TIME DEFENSIVE COORDINATORS

| | |
|-----------------------------|---------------------------|
| Dean Pees (2012-17)* | Rex Ryan (2005-08) |
| Chuck Pagano (2011) | Mike Nolan (2002-04) |
| Greg Mattison (2009-10) | Marvin Lewis (1996-2001)* |

* Super Bowl-winning "D" Coordinator

GET 'EM OUT

Since **Dean Pees** was named "D" coordinator in 2012, Baltimore has forced the NFL's third-most three-&-outs (246). In 2016, the Ravens' 43 three-and-outs tied for ninth most in the NFL.

DEFENSIVE THREE-AND-OUTS / SINCE 2012

| Rk. | Team | 3-&-Out Drives |
|-----|-------------------------|----------------|
| 1. | Denver Broncos | 274 |
| 2. | Houston Texans | 259 |
| 3. | Baltimore Ravens | 246 |

RAVENS "D" UNDER HARBAUGH

Dean Pees leads a defensive unit that, during the **John Harbaugh** Era (2008-17), has allowed the NFL's second-fewest points (19.1) per game, third-fewest yards (317.4) per game and the second-fewest overall touchdowns (296).

POINTS PER GAME ALLOWED (Since 2008)

| | |
|-------------------------------|-------------|
| 1. Pittsburgh | 18.7 |
| 2. Baltimore | 19.1 |
| 3. Seattle | 19.5 |

TOUCHDOWNS ALLOWED (Since 2008)

| | |
|-------------------------------|------------|
| 1. Pittsburgh | 294 |
| 2. Baltimore | 296 |
| 3. Seattle | 306 |

TOTAL NET YARDS ALLOWED (Since 2008)

| | |
|-------------------------------|--------------|
| 1. Pittsburgh | 306.1 |
| 2. NY Jets | 315.3 |
| 3. Baltimore | 317.4 |

OPPONENT PASSER RATING (Since 2008)

| | |
|-------------------------------|-------------|
| 1. Baltimore | 79.5 |
| 2. Cincinnati | 80.3 |
| 3. Green Bay | 80.4 |

RUSHING YARDS ALLOWED (Since 2008)

| | |
|-------------------------------|-------------|
| 1. Pittsburgh | 92.9 |
| 2. Baltimore | 97.1 |
| 3. NY Jets | 99.9 |

THIRD-DOWN DEFENSE (Since 2008)

| | |
|-------------------------------|-------------|
| 1. Houston | 35.7 |
| 2. Baltimore | 35.9 |
| 3. Denver | 36.4 |

Ravens' Strong Start in 2017: Baltimore is the only NFL team to produce at least 4 INTs and 3 sacks in each of its first two games of a season since sacks became an official stat in 1982. The Ravens are also the third NFL team since the 1970 merger – and first since the 1992 Steelers – to record at least 4 INTs in each of a season's first two games. (The other team is the 1971 Browns.)




OZZIE NEWSOME / PERSONNEL NOTES

THE WIZARDRY OF OZ

SEASONS

Ravens: 22ND

NFL: 40TH



Ozzie Newsome's legacy is unlike any the game has seen. Known throughout all of sports as a premier leader, Newsome is a Hall of Fame player, the architect of Baltimore's 2000 and 2012 Super Bowl championship teams and an elite personnel evaluator who became the NFL's first African American GM.

OZZIE NEWSOME CAREER SNAPSHOT

- NFL's first African American General Manager (promoted in 2002)
- Architect of Ravens 2000 & 2012 Super Bowl Championship Teams
- NFL Executive of the Year (2000)
- Pro Football Hall of Fame (class of 1999)
- State of Alabama Hall of Fame (class of 1995)
- National Football Foundation College Hall of Fame and NCAA Hall of Fame (class of 1994)
- 13-Year NFL Tight End with Cleveland Browns (1978-90)
- Three-Time Pro Bowler (1981, 1984-85)
- Four-Time Cleveland Touchdown Club Offensive Player of the Year
- Current Member of Two Major NFL Policy-Making Groups: Competition Committee and Player Care Foundation Board

FIRST-ROUND FINDS

Led by Ozzie Newsome, the Ravens have selected 22 players in the NFL Draft's first round. These picks have earned 58 combined Pro Bowls, many All-Rookie honors, multiple Defensive Player of the Year Awards and two Super Bowl MVP honors.

RAVENS ALL-TIME FIRST-ROUND DRAFT PICKS

| Year | Name | Pick | Pro Bowls |
|------|----------------------|------|-----------|
| 1996 | T Jonathan Ogden* | 4 | 11 |
| 1996 | LB Ray Lewis* ++ ~ | 26 | 13 |
| 1997 | LB Peter Boulware* | 4 | 4 |
| 1998 | CB Duane Starks* | 10 | |
| 1999 | CB Chris McAlister* | 10 | 3 |
| 2000 | RB Jamal Lewis*= | 5 | 1 |
| 2000 | WR Travis Taylor | 10 | |
| 2001 | TE Todd Heap* | 31 | 2 |
| 2002 | S Ed Reed* + | 24 | 9 |
| 2003 | OLB Terrell Suggs* + | 10 | 6 |
| 2003 | QB Kyle Boller | 19 | |
| 2005 | WR Mark Clayton* | 22 | |
| 2006 | DT Haloti Ngata* | 12 | 5 |
| 2007 | G Ben Grubbs* | 29 | 2 |
| 2008 | QB Joe Flacco^ ~ | 18 | |
| 2009 | T Michael Oher* | 23 | |
| 2011 | CB Jimmy Smith | 27 | |
| 2013 | S Matt Elam | 32 | |
| 2014 | LB C.J. Mosley* | 17 | 2 |
| 2015 | WR Breshad Perriman | 26 | |
| 2016 | T Ronnie Stanley | 6 | |
| 2017 | CB Marlon Humphrey | 16 | |

* All-Rookie Team ^ Rookie of the Year (*NFL.com* Fan Vote)
 ~ Super Bowl MVP + Defensive Player of the Year Awards
 = Offensive Player of the Year Award

HOMEGROWN PRO BOWLERS

| Year Drafted (Rd.) | Name | Pro Bowls |
|--------------------|--------------------------|-----------|
| 1996 (1st) | LB Ray Lewis | 13 |
| 1996 (1st) | T Jonathan Ogden | 11 |
| 2002 (1st) | S Ed Reed | 9 |
| 2003 (1st) | OLB Terrell Suggs | 6 |
| 2007 (3rd) | G Marshal Yanda | 6 |
| 2006 (1st) | DT Haloti Ngata | 5 |
| 1997 (1st) | OLB Peter Boulware | 4 |
| 1999 (1st) | CB Chris McAlister | 3 |
| 2008 (2nd) | RB Ray Rice | 3 |
| 2015 (RFA) | LS Morgan Cox # | 2 |
| 2001 (1st) | TE Todd Heap | 2 |
| 1996 (5th) | WR/RS Jermaine Lewis | 2 |
| 2007 (4th) | FB Le'Ron McClain | 2 |
| 2014 (1st) | LB C.J. Mosley | 2 |
| 2000 (6th) | OLB Adalius Thomas | 2 |
| 2012 (RFA) | K Justin Tucker # | 2 |
| 2007 (1st) | G Ben Grubbs | 1 |
| 2013 (4th) | FB Kyle Juszczyk | 1 |
| 2006 (6th) | P Sam Koch | 1 |
| 2000 (1st) | RB Jamal Lewis | 1 |
| 2002 (RFA) | LB Bart Scott # | 1 |

Undrafted rookie free agent **Bold** indicates 2016 Pro Bowler



21
HOMEGROWN
RAVENS PRO BOWL
PLAYERS



18
RAVENS
DRAFT PICKS
To Earn Pro Bowls



3
RAVENS
ROOKIE FREE AGENTS
To Earn Pro Bowls

"Really, Ozzie is an ambassador for the NFL, period. I think about three 'C's' when I think about Ozzie: classy, consistency and championships. That's what I think about. We're all chasing Ozzie Newsome, man. He doesn't talk about it, but go in his office, he's got skins on the wall. He doesn't have to talk about it. His resume says it all for him." – Jerry Reese, Giants GM



OZZIE NEWSOME / PERSONNEL NOTES

AN ELITE CLUB

The Baltimore Ravens have won two Super Bowl titles during their 21-year history, capturing the Lombardi Trophy in 2000 and 2012. Baltimore is just one of four NFL franchises to win multiple World Championships since 2000.



MOST SUPER BOWL CHAMPIONSHIPS (Since 2000 Season)

| Titles | Team | Seasons |
|--------|-------------------------|------------------------|
| 5 | New England Patriots | 2001, '03-04, '14, '16 |
| 2 | Baltimore Ravens | 2000, '12 |
| 2 | New York Giants | 2007, '11 |
| 2 | Pittsburgh Steelers | 2005, '08 |

CONSISTENT CONTENDERS

The Baltimore Ravens have earned 10 playoff berths in their history (2014, 2012, 2011, 2010, 2009, 2008, 2006, 2003, 2001, 2000). Baltimore's 10 berths from 2000-16 rank fourth in the AFC and tie (Philadelphia) for sixth overall in the NFL.

MOST NFL PLAYOFF BERTHS (2000-16 / Past 17 Full Seasons)

| AFC | NFC |
|-----------------------|-------------------|
| 14 - New England | 13 - Green Bay |
| 13 - Indianapolis | 11 - Seattle |
| 11 - Pittsburgh | 10 - Philadelphia |
| 10 - Baltimore | 8 - NY Giants |

PLAYOFFS SINCE 2008

Baltimore is one of seven teams to earn a playoff berth six of the past nine seasons. In each of those respective playoff years, the Ravens won at least one playoff games.

MOST NFL PLAYOFF BERTHS/ 2008-16 / PAST NINE SEASONS

| Berths | Team | Seasons |
|----------|-------------------------|------------------------|
| 8 | Green Bay Packers | 2009-16 |
| 8 | New England Patriots | 2009-16 |
| 6 | Baltimore Ravens | 2008-12, 2014 |
| 6 | Cincinnati Bengals | 2009, 2011-15 |
| 6 | Indianapolis Colts | 2008-10, 2012-14 |
| 6 | Pittsburgh Steelers | 2008, 2010-11, 2014-16 |
| 6 | Seattle Seahawks | 2010, 2012-16 |

RAVENS "20/20" CLUB

The Ravens' "20/20 Club" includes members of the team's personnel staff who started with the Ravens as young assistants and grew into evaluators with more input. The term "20/20" refers to hiring 20-year-olds for \$20,000. But according to **Ozzie Newsome**: "The guys actually started when they were a little older than 20 and for more than \$20,000, but that's what we call them."

RAVENS "20/20 CLUB" GRADUATES / CURRENT SCOUTS

| Name | Joined Ravens | Current Title |
|-----------------------|---------------|------------------------------|
| George Kokinis (Cle.) | 1991 | Senior Personnel Assistant |
| Eric DeCosta | 1996 | Assistant General Manager |
| Joe Hortiz | 1998 | Director of College Scouting |
| Chad Alexander | 1999 | Asst. Dir. of Pro Personnel |
| Mark Azevedo | 2005 | Northeast Area Scout |
| David Blackburn | 2007 | West Area Scout |
| Andrew Raphael | 2013 | Southeast Area Scout |
| Brandon Berning | 2015 | Midwest/SW Area Scout |

UNDRAFTED GEMS

Undrafted rookie free agents **LB Bam Bradley**, **CB Jaylen Hill**, **FB/DL Patrick Ricard** made the Ravens' 2017 Week 1 roster. Their statuses marked the 14th-straight season a RFA has made Baltimore's roster, tying for the NFL's second-longest active streak.

CONSECUTIVE SEASONS W/ ROOKIE FA ON WEEK 1 ROSTER (Current NFL Streaks)

| Rk. | Team | Seasons |
|-----|-------------------------|-----------|
| 1. | Indianapolis Colts | 18 |
| 2. | Baltimore Ravens | 14 |
| | Denver, New England | 14 |

ROOKIE FREE AGENTS

The Ravens have a history of unearthing rookie free agent gems. On their 2017 Week 3 roster, Baltimore has 14 players who entered the NFL as RFAs. Of those, eight were originally signed by the Ravens.

ORIGINAL RAVENS ROOKIE FA SIGNINGS / WEEK 4 ROSTER

| | |
|---------------------------|----------------------------|
| 2010: LS Morgan Cox | 2016: DT Michael Pierce |
| 2012: K Justin Tucker | 2016: G/C Matt Skura |
| 2014: T James Hurst | 2017: CB Jaylen Hill |
| 2016: LB Patrick Onwuasor | 2017: FB/DL Patrick Ricard |

RAVENS SUCCESS ACROSS THE DRAFT BOARD

- 1st** → Jonathan Ogden ('96), Ray Lewis ('96), Peter Boulware ('97), Chris McAlister ('99), Jamal Lewis ('00), Todd Heap ('01), Ed Reed ('02), Terrell Suggs ('03), Haloti Ngata ('06), Joe Flacco ('08), Jimmy Smith ('11), C.J. Mosley ('14), Ronnie Stanley ('16)
- 2nd** → Jamie Sharper ('97), Ray Rice ('08), Torrey Smith ('11), Courtney Upshaw ('12), Kelechi Osemele ('12), Timmy Jernigan ('14)
- 3rd** → Casey Rabach ('01), Marshal Yanda ('07), Lardarius Webb ('09), Brandon Williams ('13), Crockett Gillmore ('14)
- 4th** → Edwin Mulitalo ('99), Jarret Johnson ('03), Le'Ron McClain ('07), Dennis Pitta ('10), Kyle Juszczyk ('13), Alex Lewis ('16), Tavon Young ('16)
- 5th** → Jermaine Lewis ('96), Dawan Landry ('06), Arthur Jones ('10), Pernell McPhee ('11), Rick Wagner ('13), John Urschel ('14)
- 6th** → Adalius Thomas ('00), Chester Taylor ('02), Sam Koch ('06), Haruki Nakamura ('08), Tyrod Taylor ('11)
- 7th** → DeAngelo Tyson ('12), Michael Campanaro ('14)
- RFA** → Mike Flynn ('97), Priest Holmes ('97), Will Demps ('02), Bart Scott ('02), Ma'ake Kemoeatu ('02), Jameel McClain ('08), Dannell Ellerbe ('09), Morgan Cox ('10), Justin Tucker ('12), Zach Orr ('14), Michael Pierce ('16)



IRONMEN & TURNOVER NOTES

NFL IRONMEN

Among active NFL players, Ravens **P Sam Koch** (179) & **CB Brandon Carr** (147) each rank third and second at their respective positions for current streaks of most consecutive games played.

CONSECUTIVE GAMES PLAYED / CURRENT NFL STREAKS

| PUNTERS | | CORNERBACKS | |
|---|--|---|--|
| 1. Shane Lechler (Hou.) . . . 241 | | 1. William Gay (Pit.) 163 | |
| 2. Donnie Jones (Phi.) . . . 195 | | 2. Brandon Carr (Bal.) . . . 147 | |
| 3. Sam Koch (Bal.) 179 | | 3. Glover Quinn (Det.) . . . 119 | |
| 4. Brett Kern (Ten.) 147 | | 4. Patrick Peterson (Ari.) . . . 99 | |
| 5. Jon Ryan (Sea.) 146 | | Richard Sherman (Sea.) . . 99 | |

CARR IS THE IRON HORSE

Ravens **CB Brandon Carr's** 147-consecutive starts rank as the NFL's longest active streak among defensive players, and it stands sixth overall among all NFL position players.

NFL CONSECUTIVE GAMES STARTED / CURRENT STREAKS

| Rk. | Player | Games |
|-----------|----------------------------|-------------|
| 1. | Eli Manning (NYG) | 202 |
| 2. | Philip Rivers (LAC) | 179 |
| 3. | Jason Witten (Dal.) | 166 |
| 4. | Joe Thomas (Cle.) | 163 |
| 5. | Donald Penn (Oak.) | 159 |
| 6. | Brandon Carr (Bal.) | 147* |
| 7. | Andy Levitre (Atl.) | 131 |

* longest streak among NFL defenders

RAVENS IRONMEN

RAVENS CONSECUTIVE GAMES PLAYED / CURRENT STREAKS

| Rk. | Player | Games |
|-----|--------------------|-------|
| 1. | Sam Koch | 179 |
| 2. | Justin Tucker | 83 |
| 3. | Anthony Levine Sr. | 67 |

RAVENS CONSECUTIVE GAMES PLAYED / ALL-TIME STREAKS

| Rk. | Player | Games | Years |
|-----------|-----------------|------------|---------------------|
| 1. | Sam Koch | 179 | 2006-present |
| 2. | Jarret Johnson | 129 | 2003-11 |
| 3. | Joe Flacco | 122 | 2008-2015 |
| 4. | Peter Boulware | 111 | 1997-2003 |
| 5. | Matt Stover | 110 | 2002-08 |

BALTIMORE RAVENS MOST ALL-TIME GAMES PLAYED

| Rk. | Player | Games | Years |
|-----------|----------------------|------------|---------------------|
| 1. | Ray Lewis | 228 | 1996-2012 |
| 2. | Matt Stover | 207 | 1996-2008 |
| 3. | Terrell Suggs | 200 | 2003-present |
| 4. | Sam Koch | 179 | 2006-present |
| 5. | Jonathan Ogden | 177 | 1996-2007 |
| 6. | Ed Reed | 160 | 2002-12 |
| 7. | Marshal Yanda | 146 | 2007-present |
| 8. | Jarret Johnson | 143 | 2003-11 |
| 9. | Joe Flacco | 141 | 2008-present |
| 10. | Chris McAlister | 135 | 1999-2008 |
| | Haloti Ngata | 135 | 2006-14 |
| 12. | Kelly Gregg | 134 | 2001-10 |
| 13. | Mike Flynn | 133 | 1998-2007 |
| | Todd Heap | 133 | 2001-10 |

TURNOVER MARGIN SINCE 2008

| Rk. | Team | Take-Aways | Give-Aways | Turnover Diff. |
|-----------|------------------|------------|------------|----------------|
| 1. | New England | 264 | 145 | +119 |
| 2. | Green Bay | 259 | 165 | +94 |
| 3. | Kansas City | 236 | 198 | +38 |
| 4. | Atlanta | 233 | 197 | +36 |
| | San Francisco | 231 | 195 | +36 |
| | Seattle | 234 | 198 | +36 |
| 7. | Carolina | 262 | 227 | +35 |
| 8. | Baltimore | 242 | 209 | +33 |

* Ravens (+4) rank No. 3 (tied, KC) in the NFL in 2017.

2017 PLUS/MINUS

After registering a +4 turnover ratio in Week 1 at Cincinnati, the Ravens followed up that performance with a +3 outing vs. Cleveland. In each game, Baltimore produced 5 take-aways, marking the first time in franchise history the Ravens have boasted back-to-back games forcing 5 turnovers. Entering Week 4, the Ravens' +4 ratio ties for No. 3 in the NFL, while their 10 total take-aways (8 INTs & 2 FRs) rank No. 1.

NFL TURNOVER DIFFERENTIAL / 2017 SEASON

| Rk. | Team | Turnover Diff. | Take-Aways | Give-Aways |
|-----------|------------------|----------------|------------|------------|
| 1. | Detroit | +6 | 8 | 2 |
| 2. | Jacksonville | +5 | 8 | 3 |
| 3. | Baltimore | +4 | 10 | 6 |
| | Kansas City | +4 | 5 | 1 |

TURNOVER TABLE SINCE 2000

| Year | TA/TO | Plus/Minus | Record |
|--------------|----------------|------------|----------------|
| 2017 | 10/6 | +4 | 2-1 |
| 2016 | 28/23 | +5 | 8-8 |
| 2015 | 14/28 | -14 | 5-11 |
| 2014 | 22/20 | +2 | 10-6 |
| 2013 | 24/29 | -5 | 8-8 |
| 2012 | 25/16 | +9 | 10-6 |
| 2011 | 26/24 | +2 | 12-4 |
| 2010 | 27/20 | +7 | 12-4 |
| 2009 | 32/22 | +10 | 9-7 |
| 2008 | 34/21 | +13 | 11-5 |
| 2007 | 23/40 | -17 | 5-11 |
| 2006 | 40/23 | +17 | 13-3 |
| 2005 | 26/36 | -10 | 6-10 |
| 2004 | 34/23 | +11 | 9-7 |
| 2003 | 41/38 | +3 | 10-6 |
| 2002 | 31/32 | -1 | 7-9 |
| 2001 | 28/36 | -8 | 10-6 |
| 2000 | 49/26 | +23 | 12-4 |
| Total | 514/463 | +51 | 159-116 |

RAVENS ARE...

Since 2000, here are the Ravens' records in a game:

- When turnover ratio is +2 or better 71-5
- When turnover ratio is +1 or better 102-15
- When turnover ratio is even 29-21
- When turnover ratio is negative 27-78

Note: Since 2000, the Ravens own a 71-5 record when posting at least a +2 turnover margin in a game, with the only losses coming in 2010 (23-20 OT at NE), 2012 (24-23 at Phi.), 2014 (34-33 vs. SD) and twice in 2016 (27-23 at NYG & 30-23 at NE).



THAT M&T MAGIC



AT HOME UNDER HARBAUGH

Under **John Harbaugh** (since 2008) the Ravens own the NFL's third-best home winning percentage (.753), going 55-18 at M&T Bank Stadium.

NFL'S BEST REGULAR SEASON HOME RECORDS (John Harbaugh Era / Since 2008)

| Rk. | Team | Record | Pct. |
|-----|-------------------------|--------------|-------------|
| 1. | New England Patriots | 63-11 | .851 |
| 2. | Green Bay Packers | 57-16-1 | .777 |
| 3. | Baltimore Ravens | 55-18 | .753 |
| 4. | Pittsburgh Steelers | 53-20 | .726 |
| 5. | Seattle Seahawks | 50-23 | .685 |

RAVENS DOMINATE AT HOME

Simply put, the Ravens have been dominant at home since the day they arrived in Baltimore. Below are the Ravens' respective home records and corresponding NFL rankings during several periods.

RAVENS HOME RECORDS / NFL RANKINGS

| Time Period (Milestone) | Record | NFL Rank |
|--------------------------------------|----------|----------|
| Since 2010 (Past Eight Seasons) | 43-14 | 4 |
| Since 2008 (John Harbaugh's Arrival) | 55-18 | 3 |
| Since 2000 (First Super Bowl Season) | 101-36 | 2 |
| Since 1998 (M&T Bank Stadium Opened) | 109-44 | 3 |
| Since 1996 (Team's Inception) | 116-52-1 | 5 |

AT HOME, RAVENS ARE...

- Under **John Harbaugh**, the Ravens are 15-2 in September home games. The Ravens have won 18 of their past 20 home games in the month of September.
- Under Harbaugh, the Ravens are 17-3 in November home games, producing the NFL's best record. The Ravens have won 15 of their past 17 home games during the month and went 3-0 in 2016.
- The Ravens are 14-7 at home in the month of December under Harbaugh and 34-15 in such games during their history.
- Under coach Harbaugh, the Ravens are 21-7 in home games played against AFC North foes.
- Baltimore has won 16 of its last 20 home games vs. AFC North foes.
- Baltimore has won 18 of its last 21 home games vs. NFC teams.
- The Ravens are 12-3 at home all time against teams from the *West Coast* (Oak. – 5-1, SD – 3-1, SF – 2-0 and Sea. – 2-1).
- In the Ravens' history, Baltimore has hosted 17 games when the temperature was below 40 degrees. Impressively, the Ravens are 15-2 in these contests, winning 15 of the past 16.

TOP "D" AT HOME

Baltimore has permitted an NFL-best 16.3 ppg at home during the **John Harbaugh** Era. Under "Harbs," the Ravens are 28-0 at home when allowing 10 points or fewer. In 17 of those games, the Ravens gave up no more than 7 points.

FEWEST POINTS/GAME ALLOWED AT HOME (Since 2008)

| Rk. | Team | PPG |
|-----|----------------------------|-------------|
| 1. | Baltimore | 16.3 |
| 2. | Seattle | 17.3 |
| 3. | Pittsburgh | 17.7 |

RAVENS DEFENSE AT HOME (SINCE 2008)



16.3
Points Per Game Allowed
(NFL's Fewest)



73.9
Opponent Passer Rating
(NFL's Best)



297.4
Yards Per Game Allowed
(NFL's Second Fewest)

M&T BANK STADIUM FAST FACTS

✓ *Dating back to 2008, the Ravens have outscored opponents 1,798 to 1,191 at home. In their 55 wins during this span, the margin of victory has been a strong 13.7 points per game.*

✓ *In 2016, the Ravens boasted the NFL's No. 1 defense in both points (14.8) and yards allowed (260.3) at home; Baltimore posted a 6-2 record.*

QUITE THE HOME HISTORY

The Ravens' "D" has been stout at home for many seasons. Since 2003, Baltimore ranks first in fewest points allowed per game (16.2) among home teams. The Ravens have also registered the top mark in terms of fewest yards allowed per game (291.4).

BEST NFL DEFENSES AT HOME / SINCE 2003

| TOTAL DEFENSE (Fewest Yards Allowed) | POINTS PER GAME (Fewest Allowed) |
|---|-------------------------------------|
| 1. Baltimore 291.4 | 1. Baltimore 16.2 |
| 2. Pittsburgh 295.2 | 2. New England 17.2 |
| 3. NY Jets 302.9 | Seattle 17.2 |
| INTERCEPTIONS (Most in NFL) | SACKS (Most in NFL) |
| 1. Baltimore 143 | 1. Minnesota 307 |
| 2. Cincinnati 142 | 2. Baltimore 304 |
| 3. Green Bay 141 | 3. NY Giants 300 |
| New England 141 | 4. LA Rams 294 |



ALL-TIME RESULTS / TRENDS

RAVENS ALL-TIME RECORDS

| | <u>Overall Record</u> | <u>Home</u> | <u>Away</u> |
|--|-----------------------|-------------|-------------|
| Overall | 183-155-1 | 116-52-1 | 67-103 |
| In M&T Bank Stadium (since 1998) | 109-44 | 109-44 | n/a |
| Coached by Ted Marchibroda | 16-31-1 | 11-12-1 | 5-19 |
| Coached by Brian Billick | 80-64 | 50-22 | 30-42 |
| Coached by John Harbaugh | 87-60 | 55-18 | 32-42 |
| vs. AFC Teams | 142-121 | 90-47 | 52-74 |
| vs. AFC North | 54-38 | 33-13 | 21-25 |
| vs. AFC Central (1996-2001) | 26-28 | 13-14 | 13-14 |
| vs. AFC East | 21-21 | 15-5 | 6-16 |
| vs. AFC South | 15-16 | 10-5 | 5-11 |
| vs. AFC West | 22-18 | 15-7 | 7-11 |
| vs. NFC Teams | 46-35-1 | 31-8-1 | 15-27 |
| vs. NFC North | 6-6 | 5-1 | 1-5 |
| vs. NFC Central (1996-2001) | 3-5 | 3-1 | 0-4 |
| vs. NFC East | 13-9-1 | 8-2-1 | 5-7 |
| vs. NFC South | 10-6 | 5-3 | 5-3 |
| vs. NFC West | 14-9 | 10-1 | 4-8 |
| On Monday Night Football - ABC/ESPN | 11-11 | 4-2 | 7-9 |
| On NBC/ESPN - Sunday Night or Thursday Night | 15-13 | 11-5 | 4-8 |
| On NFL Network | 6-2 | 4-0 | 2-2 |
| In Overtime | 12-10-1 | 7-3-1 | 5-7 |
| Ravens Shutout Wins | 11-0 | 5-0 | 6-0 |
| In Season Openers | 10-11 | 7-4 | 4-7 |
| Indoors | 6-14 | n/a | 6-14 |
| Note: Baltimore has played in Houston's Reliant/NRG Stadium five times (3-2), Indy's Lucas Oil Stadium twice (0-2) and Dallas' Texas Stadium once (1-0). Three of those games at Reliant Stadium (12/13/10, 10/21/12 & 12/21/14) came when the roof was closed, meaning those games were "indoors," while the other games listed are considered "outdoors" due to open roofs. | | | |
| In August | 0-1 | 0-1 | 0-0 |
| In September | 45-29 | 29-7 | 16-22 |
| In October | 33-46 | 18-17 | 15-29 |
| In November | 53-37-1 | 32-12-1 | 21-25 |
| In December | 47-38 | 34-15 | 13-23 |
| In January | 5-4 | 3-0 | 2-4 |

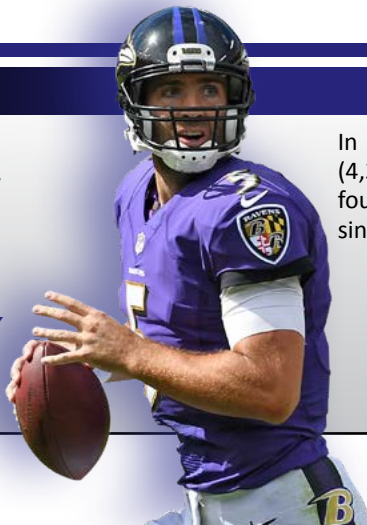
RAVENS RESULTS WHEN...

| <u>Team</u> | <u>Since 2000</u> | <u>Since 2008</u> | <u>2017</u> |
|---------------------------------|-------------------|-------------------|-------------|
| Record | 159-116 | 87-60 | 2-1 |
| vs. AFC North (since 2002) | 54-38 | 36-20 | 2-0 |
| vs. AFC | 120-88 | 66-45 | 2-1 |
| vs. NFC | 39-28 | 21-15 | 0-0 |
| Home | 101-36 | 55-18 | 1-0 |
| Away | 58-80 | 32-42 | 1-1 |
| On grass | 69-60 | 31-24 | 1-1 |
| Artificial turf | 90-56 | 56-36 | 1-0 |
| Outdoors | 154-105 | 81-53 | 2-1 |
| Indoors | 5-11 | 4-6 | 0-0 |
| September | 37-22 | 22-11 | 2-1 |
| October | 30-35 | 14-19 | 0-0 |
| November | 48-25 | 28-11 | 0-0 |
| December | 39-31 | 20-17 | 0-0 |
| January | 5-3 | 3-2 | 0-0 |
| Leading at halftime | 123-23 | 68-17 | 2-0 |
| Trailing at halftime | 27-80 | 14-38 | 0-1 |
| Tied at halftime | 9-13 | 5-5 | 0-0 |
| Tied after 3 quarters | 3-6 | 1-2 | 0-0 |
| Leading After 3 quarters | 134-16 | 76-14 | 2-0 |
| Trailing after 3 quarters | 23-93 | 10-47 | 0-1 |
| Decided by 7 points or less | 68-63 | 37-39 | 0-0 |
| Decided by 3 points or less | 39-35 | 23-21 | 0-0 |
| When scoring first | 109-34 | 64-19 | 2-0 |
| When not scoring first | 50-82 | 23-41 | 0-1 |
| Positive or even turnover ratio | 132-37 | 68-25 | 2-0 |
| Negative turnover ratio | 27-79 | 19-35 | 0-1 |
| Winning penalty ratio | 71-45 | 40-19 | 1-0 |
| Losing penalty ratio | 76-61 | 39-33 | 1-1 |
| Overtime | 9-8 | 6-5 | 0-0 |
| When returning a KOR for a TD | 5-2 | 5-1 | 0-0 |
| When returning a PR for a TD | 8-2 | 4-0 | 0-0 |

| <u>Offense</u> | <u>Since 2000</u> | <u>Since 2008</u> | <u>2017</u> |
|-----------------------------------|-------------------|-------------------|-------------|
| Scoring 20 or more points | 121-39 | 70-24 | 2-0 |
| Scoring 30 or more points | 52-6 | 32-4 | 0-0 |
| Having 20 or more first downs | 70-43 | 48-24 | 1-0 |
| Totaling 350 or more net yards | 71-37 | 46-22 | 0-0 |
| At least 35 minutes time of poss. | 39-7 | 19-5 | 0-0 |
| Rushing for 150 or more yards | 52-13 | 27-5 | 1-0 |
| When not throwing an INT | 86-19 | 48-12 | 0-0 |
| With a 100-yard rusher | 51-20 | 23-7 | 0-0 |
| Without a 100-yard rusher | 108-96 | 64-53 | 2-1 |
| With a 100-yard receiver | 35-22 | 22-15 | 0-0 |
| Without a 100-yard receiver | 124-94 | 65-45 | 2-1 |
| With a 300-yard passer | 21-18 | 18-13 | 0-0 |
| Without a 300-yard passer | 138-98 | 69-47 | 2-1 |

| <u>Defense</u> | <u>Since 2000</u> | <u>Since 2008</u> | <u>2017</u> |
|----------------------------------|-------------------|-------------------|-------------|
| When scoring a defensive TD | 38-7 | 16-5 | 0-0 |
| When returning an INT for a TD | 31-3 | 13-2 | 0-0 |
| When returning a fumble for a TD | 7-4 | 3-3 | 0-0 |
| Recording 3 or more sacks | 86-34 | 40-20 | 2-0 |
| Holding opp. under 250 net yards | 46-6 | 30-6 | 1-0 |
| Holding opp. under 21 points | 126-35 | 70-14 | 2-0 |
| Holding opp. under 15 points | 101-15 | 53-6 | 2-0 |
| Allowing a 100-yard rusher | 17-24 | 10-13 | 0-0 |
| Not allowing a 100-yard rusher | 141-93 | 77-47 | 2-1 |
| Allowing a 100-yard receiver | 32-38 | 15-22 | 0-0 |
| Not allowing a 100-yard receiver | 128-77 | 72-38 | 2-1 |
| Allowing a 300-yard passer | 22-24 | 14-16 | 0-0 |
| Not allowing a 300-yard passer | 136-92 | 73-44 | 2-1 |

JOE FLACCO NOTES



THE FRANCHISE QUARTERBACK

5 FLACCO

10TH SEASON

SUPER BOWL XLVII MVP

6-6, 245

QUARTERBACK

In 2016, QB Joe Flacco set a Ravens' single-season franchise record for passing yards (4,317), which also ranked as the NFL's seventh most (second in the AFC). Flacco now owns four of the Top 5 passing yards campaigns in team history. In 2016, he also set Baltimore's single-season completions record (436), breaking his previous record (362 in 2013).

RAVENS CAREER PASSING LEADERS

| Rk. | Player | G | Att | Cmp | Pct | Yards | TDs | INTs | Rate |
|-----|---------------|-----|-------|-------|------|--------|-----|------|------|
| 1. | Joe Flacco | 141 | 4,811 | 2,957 | 61.5 | 33,005 | 185 | 121 | 84.3 |
| 2. | Kyle Boller | 53 | 1,311 | 746 | 56.9 | 7,846 | 45 | 44 | 71.9 |
| 3. | V. Testaverde | 29 | 1,019 | 596 | 58.5 | 7,148 | 51 | 34 | 82.8 |

PLAYOFF PERFECTION

Super Bowl XLVII MVP QB Joe Flacco was masterful during the Ravens' 2012 playoff run, completing 73 of 126 passes for 1,140 yards, 11 TDs and 0 INTs to produce a 117.2 passer rating. Flacco joined Hall of Fame QB Joe Montana (1989) as the only players to produce 11 TDs and 0 INTs during an NFL postseason.

JOE FLACCO STATISTICS / 2012 PLAYOFFS

| Game (Opp./Rd.) | Cmp-Att | Pct. | Yards | TDs | INTs | Rate |
|-----------------------------|---------------|-------------|--------------|-----------|----------|--------------|
| 1/06/13 vs. Ind. (WC) | 12-23 | 52.2 | 282 | 2 | 0 | 125.6 |
| 1/12/13 at Den. (Div.) | 18-34 | 52.9 | 331 | 3 | 0 | 116.2 |
| 1/20/13 at NE (AFC) | 21-36 | 58.3 | 240 | 3 | 0 | 106.3 |
| 2/03/13 at SF (SB) | 22-33 | 66.6 | 287 | 3 | 0 | 124.2 |
| Totals (Record: 4-0) | 73-126 | 57.9 | 1,140 | 11 | 0 | 117.2 |

FLACCO POSTSEASON QUICK HITS

- ✓ Flacco, Joe Montana (1989) and Kurt Warner (2008) are the only QBs in NFL history to throw 11 TDs in a single postseason. Neither Flacco nor Montana threw an INT.
- ✓ In the Ravens' last 10 playoff games (since the 2010 season), Flacco is 196-of-327 for 2,563 yards, 24 TDs and 4 INTs (104.1 rating). He has led the Ravens to a 7-3 record in these contests.
- ✓ In Baltimore's last six playoff games (5-1 record), Flacco has thrown 17 TDs and 2 INTs. Completing 119 of 200 passes for 1,691 yards, he owns a magnificent 111.1 QB rating.
- ✓ Flacco has thrown at least 2 TDs in eight-straight playoff games, marking the longest streak in NFL postseason history.

QUARTERBACK WINS

MOST TOTAL WINS BY QBs (Includes Playoffs / Since 2008)

| Rk. | Player | Record |
|-----|--------------------|--------|
| 1. | Tom Brady | 110-35 |
| 2. | Aaron Rodgers | 101-53 |
| 3. | Joe Flacco | 95-60 |
| 4. | Ben Roethlisberger | 94-50 |
| 5. | Matt Ryan | 91-62 |

MOST REGULAR SEASON WINS BY QBs (First SEVEN Seasons / NFL History)

| Rk. | Player | Wins |
|-----|------------------------------|------|
| 1. | Joe Flacco (2008-14) | 72 |
| 2. | Tom Brady (2000-06) | 70 |
| 3. | Ben Roethlisberger (2004-10) | 69 |

MOST REGULAR SEASON WINS BY QBs (First EIGHT Seasons / NFL History)

| Rk. | Player | Wins |
|-----|------------------------------|------|
| 1. | Tom Brady (2000-07) | 86 |
| 2. | Ben Roethlisberger (2004-11) | 80 |
| 3. | Peyton Manning (1998-2005) | 80 |
| 4. | Jim Kelly (1986-93) | 76 |
| 5. | Joe Flacco (2008-15) | 75 |

MOST REGULAR SEASON WINS BY QBs (First NINE Seasons / NFL History)

| Rk. | Player | Wins |
|-----|------------------------------|------|
| 1. | Peyton Manning (1998-2006) | 92 |
| 2. | Tom Brady (2000-08) | 87 |
| | Ben Roethlisberger (2004-12) | 87 |
| 4. | Matt Ryan (2008-16) | 85 |
| 5. | Joe Flacco (2008-16) | 83 |
| | Jim Kelly (1986-94) | 83 |

QB PLAYOFF VICTORIES

PLAYOFF WINS (ACTIVE QBs / SINCE 2008)

| | | |
|----|--------------------|----|
| 1. | Tom Brady | 11 |
| 2. | Joe Flacco | 10 |
| 3. | Aaron Rodgers | 9 |
| 4. | Ben Roethlisberger | 8 |
| | Russell Wilson | 8 |

ROAD PLAYOFF WINS (BY QBs / NFL HISTORY)

| | | |
|----|-------------------------|---|
| 1. | Joe Flacco | 7 |
| 2. | E. Manning, A. Rodgers | 5 |
| | B. Roethlisberger | 5 |
| 5. | L. Dawson, J. Delhomme | 4 |
| | M. Sanchez, R. Staubach | 4 |

95

Total Wins
Third Most
by a QB Since 2008

83

Reg. Season Wins
Fifth Most (tied)
by a QB in a First
Nine (2008-16) Seasons

10

Playoff Wins
Second Most
by a QB Since 2008



JOE FLACCO NOTES

JOE'S RAVENS PASSING RECORDS

300-YARD PASSING GAMES (Ravens Single Seasons)

| Rk. | Player (Year) | Games |
|-----|-------------------------|-------|
| 1. | Joe Flacco (2015) | 5 |
| | Joe Flacco (2014) | 5 |
| | Joe Flacco (2012) | 5 |
| | Vinny Testaverde (1996) | 5 |
| 4. | Joe Flacco (2016, 2011) | 4 |

300-YARD PASSING GAMES (Ravens Career History)

| Rk. | Player (Year) | Games |
|-----|-------------------------|-------|
| 1. | Joe Flacco (2008-16) | 30 |
| 2. | V. Testaverde (1996-97) | 8 |
| 3. | Steve McNair (2006-07) | 2 |
| | Jeff Blake (2002) | 2 |
| | Eric Zeier (1996-97) | 2 |

MOST PASSES WITHOUT AN INT (Ravens History)

| Rk. | Player (Year) | Passes |
|-----|-------------------------|--------|
| 1. | Joe Flacco (2016) | 176 |
| 2. | Eric Zeier (1997-98) | 175 |
| 3. | Steve McNair (2006) | 162 |
| 4. | Joe Flacco (2010) | 137 |
| 5. | Joe Flacco (2014, 2012) | 126 |

MORE RAVENS RECORDS

RAVENS SINGLE-GAME PASSING YARDS

| Yards | Player | (Opp./Date) |
|-------|------------------|-------------------|
| 429 | Vinny Testaverde | vs. STL, 10/27/96 |
| 389 | Joe Flacco | at STL, 9/25/11 |
| 385 | Joe Flacco | at Min., 10/18/09 |
| 384 | Joe Flacco | at Oak., 9/20/15 |
| 382 | Joe Flacco | vs. NE, 9/23/12 |

RAVENS SINGLE-SEASON PASSING YARDS

| Rk. | Player (Year) | Cmp-Att | Pct. | Yards | TD | INT | Rate |
|-----|---------------------|---------|------|-------|----|-----|------|
| 1. | Joe Flacco ('16) | 436-672 | 64.9 | 4,317 | 20 | 15 | 83.5 |
| 2. | V. Testaverde ('96) | 325-549 | 59.2 | 4,177 | 33 | 19 | 88.7 |
| 3. | Joe Flacco ('14) | 344-554 | 62.0 | 3,986 | 27 | 12 | 91.0 |
| 4. | Joe Flacco ('13) | 362-614 | 59.0 | 3,912 | 19 | 22 | 73.1 |
| 5. | Joe Flacco ('12) | 317-531 | 59.7 | 3,817 | 22 | 10 | 87.7 |

QUARTERBACK IRONMAN

Prior to his knee injury in 2015, QB Joe Flacco made 122-straight regular season starts, the fifth-longest streak in NFL history.

MOST CONSECUTIVE STARTS / QUARTERBACKS / NFL HISTORY

| Rk. | Player (Years) | Games |
|-----|------------------------------|-------|
| 1. | Brett Favre (1992-2010) | 297 |
| 2. | Peyton Manning (1998-2011) | 208 |
| 3. | Eli Manning (2004-present) | 202 |
| 4. | Philip Rivers (2006-present) | 179 |
| 5. | Joe Flacco (2008-15) | 122 |
| 6. | Matt Ryan (2009-present) | 117 |

RAVENS RECORD & FLACCO...

| | | | |
|----------------------------------|-------|------------------------------|-------|
| With 300 passing yards | 18-12 | vs. AFC North | 34-19 |
| With 3-or-more TD passes | 13-3 | vs. AFC | 64-42 |
| When not throwing an INT | 48-13 | vs. NFC | 21-14 |
| With at least 4 comps. 25+ yards | 9-4 | In September | 22-11 |
| With at least a 100 QB rating | 37-6 | In October | 14-19 |
| With at least a 110 QB rating | 22-3 | In November | 27-11 |
| When not sacked | 15-6 | In December/January | 22-15 |
| Playing in < 40 degree weather | 10-6 | In season's final four games | 20-12 |

4,317 2016 Passing Yards
Seventh in NFL
Second in AFC

19,161 Passing Yards
Since 2012
11th in NFL

GAME-WINNING DRIVES: 26 (24 REGULAR SEASON & 2 PLAYOFFS)

GAME-WINNING DRIVES IN FOURTH QUARTER OR OVERTIME (26 TOTAL)

| Date/Opp. | Drive Length | Scoring Play | Time Left | Score |
|-------------------------|----------------------------|---|-------------|---------------------|
| 11/02/08 at Cle. | 5 plays, 59 yards in 1:54 | Stover 22-yard field goal | 5:36 | 30-27 |
| 01/10/09 at Ten. (Div.) | 9 plays, 51 yards in 3:30 | Stover 43-yard field goal | 0:53 | 13-10 |
| 09/13/09 vs. KC | 8 plays, 74 yards in 3:15 | Clayton 31-yard pass from Flacco | 2:06 | 38-24 |
| 11/29/09 vs. Pit. | 6 plays, 17 yards in 3:23 | Cundiff 29-yard field goal | 6:42 (OT) | 20-17 |
| 09/26/10 vs. Cle. | 10 plays, 69 yards in 5:41 | Boldin 27-yard pass from Flacco | 9:13 | 21-17 |
| 10/03/10 at Pit. | 4 plays, 40 yards in 0:36 | Houshmandzadeh 18-yard pass from Flacco | 0:32 | 17-14 |
| 10/24/10 vs. Buf. | 4 plays, 9 yards in 1:58 | Cundiff 38-yard field goal | 10:54 (OT) | 37-34 |
| 12/19/10 vs. NO | 5 plays, 66 yards in 1:31 | Cundiff 32-yard field goal | 10:03 | 27-24 (30-24 final) |
| 10/30/11 vs. Ari. | 5 plays, 37 yards in 0:52 | Cundiff 25-yard field goal | 0:00 | 30-27 |
| 11/06/11 at Pit. | 13 plays, 92 yards in 2:16 | T. Smith 26-yard pass from Flacco | 0:08 | 23-20 |
| 11/24/11 vs. SF | 16 plays, 76 yards in 7:34 | Pitta 8-yard pass from Flacco | 14:56 | 13-6 (16-6 final) |
| 09/23/12 vs. NE | 7 plays, 70 yards in 1:55 | Tucker 27-yard field goal | 0:00 | 31-30 |
| 11/04/12 at Cle. | 9 plays, 81 yards in 4:22 | T. Smith 19-yard pass from Flacco | 4:26 | 22-15 (25-15 final) |
| 11/25/12 at SD | 12 plays, 40 yards in 3:09 | Tucker 38-yard field goal | 0:00 | 13-13 |
| | 12 plays, 69 yards in 3:49 | Tucker 38-yard field goal | 1:07 (OT) | 16-13 |
| 01/12/13 at Den. (Div.) | 3 plays, 77 yards in :38 | J. Jones 70-yard pass from Flacco | 0:31 | 35-35 |
| | 6 plays, 16 yards in 2:33 | Tucker 47-yard field goal | 13:18 (2OT) | 38-35 |
| 10/06/13 at Mia. | 7 plays, 34 yards in 2:25 | Tucker 44-yard field goal | 1:42 | 26-23 |
| 11/10/13 vs. Cin. | 8 plays, 28 yards in 4:34 | Tucker 46-yard field goal | 5:27 (OT) | 20-17 |
| 12/08/13 vs. Min. | 5 plays, 80 yards in 0:41 | M. Brown 9-yard pass from Flacco | 0:04 | 29-26 |
| 12/16/13 at Det. | 7 plays, 24 yards in 1:43 | Tucker 61-yard field goal | 0:38 | 18-16 |
| 09/21/14 at Cle. | 6 plays, 37 yards in 1:58 | Tucker 32-yard field goal | 0:00 | 23-21 |
| 12/28/14 vs. Cle. | 2 plays, 69 yards in :50 | T. Smith 16-yard pass from Flacco | 7:33 | 13-10 (20-10 final) |
| 10/01/15 at Pit. | 7 plays, 45 yards in :58 | J. Tucker 42-yard field goal | 0:03 | 20-20 |
| | 8 plays, 32 yards in 4:33 | J. Tucker 52-yard field goal | 5:08 (OT) | 23-20 |
| 11/01/15 vs. SD | 9 plays, 59 yards in 2:27 | J. Tucker 39-yard field goal | 0:00 | 29-26 |
| 11/22/15 vs. STL | 5 plays, 12 yards in :54 | J. Tucker 47-yard field goal | 0:00 | 16-13 |
| 09/18/16 at Cle. | 5 plays, 27 yards in 2:35 | J. Tucker 49-yard field goal | 11:19 | 22-20 (25-20 final) |
| 09/25/16 at Jax. | 8 plays, 22 yards in 1:57 | J. Tucker 54-yard field goal | 1:02 | 19-17 |



MIKE WALLACE NOTES

17 WALLACE

9TH SEASON

1 PRO BOWL

6-0, 200

WIDE RECEIVER



"You bring him here to an organization like the Ravens – the culture here, the toughness, the kind of guys we have in our locker room and just the men of character we have throughout the building – I think he has thrived in that environment."

– Bobby Engram, Ravens WRs Coach

CLUB 95

In 2016's win vs. Pittsburgh, WR Mike Wallace became the third player in NFL history to post 2 TD catches of 95-or-more yards when he produced the longest offensive play in Ravens regular season history with a 95-yard catch and sprint.

PLAYERS WITH TWO CAREER 95-PLUS-YARD TOUCHDOWN RECEPTIONS / NFL HISTORY

| Player | Lengths/Years |
|--------------------------|-------------------------|
| John Taylor (SF) | 95 in 1989 & 97 in 1991 |
| Gus Tinsley (Chi.) | 97 in 1937 & 98 in 1938 |
| Mike Wallace (Pit./Bal.) | 95 in both 2011 & 2016 |

LONG BALL LOVE

50-YARD RECEPTIONS (2016 Season)

1. Mike Wallace 5
2. Phillip Dorsett 4
- DeSean Jackson 4

50-YARD RECEPTIONS (Since 2009)

1. DeSean Jackson 36
2. Mike Wallace 23
3. Jordy Nelson 21

FEW OF A KIND

Since WR Mike Wallace entered the NFL in 2009, he, Rob Gronkowski and Calvin Johnson (retired) are the only players to produce at least 50 receiving TDs and sport a 15.0 ypc average. (Wallace has an impressive 53 TDs & a 15.0 avg.)

PLAYERS WITH 50 REC. TOUCHDOWNS & 15.0 YPC AVG. (Since Wallace's First Season in 2009)

| Player | Rec. | Yards | Avg. | LG | TDs |
|--------------------------|------|-------|------|-----|-----|
| Rob Gronkowski (NE) | 421 | 6,333 | 15.0 | 76t | 70 |
| Calvin Johnson (retired) | 605 | 9,532 | 15.8 | 87t | 67 |
| Mike Wallace (Bal.) | 489 | 7,345 | 15.0 | 95t | 53 |

WALLACE 2016 QUICK HITS

- ✓ In 2016, Wallace tallied a team-high 1,017 receiving yards and 4 TDs on 72 receptions, posting the third 1K campaign of his career.
- ✓ In 2016's Week 7 game at NYJ, Wallace produced a career-high 10 catches for 120 yards, including a 53-yarder.
- ✓ Wallace's 95-yard TD catch and run on 11/6 vs. Pittsburgh is the longest offensive play in Ravens regular season history and was the NFL's second-longest play from scrimmage in 2016.

5

Catches of 50+ Yards
NFL's Most in 2016

15.0

YPC Avg.
Eighth Among Active Players

23

Catches of 50+ Yards
Second Among Active Players Since 2009

71

Catches of 25+ Yards
Fifth (Tied) Among Active Players Since 2009

72

Receptions
Ravens' Second Most in 2016

1,017

Receiving Yards
Ravens' Team High in 2016

RAVENS LONGEST PLAYS

LONGEST OFFENSIVE PLAYS / RAVENS HISTORY

| Yards | Players Involved | Game |
|-------|---------------------------------|------------------|
| 95t | Joe Flacco to Mike Wallace | 11/6/16 vs. Pit. |
| 92 | Eric Zeier to Derrick Alexander | 12/7/97 vs. Sea. |
| 87t | Steve McNair to Mark Clayton | 12/10/06 at KC |

RAVENS CATCHES OF 50+ YARDS

2016 NFL SEASON

| Team | 50+ Yd. Rec. |
|--------------------|--------------|
| Miami | 11 |
| New England | 8 |
| San Diego | 8 |
| Washington | 8 |
| Baltimore, Atlanta | 7 |

RAVENS SINGLE SEASONS

| Year | 50+ Yd. Rec. |
|------------|--------------|
| 1998 | 8 |
| 1999 | 8 |
| 2016 | 7 |
| 2013 | 6 |
| 1996, 2010 | 5 |

TERRELL SUGGS NOTES



55 SUGGS
15TH SEASON
6 PRO BOWLS
2011 NFL DPOY
6-3, 265
OUTSIDE LINEBACKER

SUGGS SIZZLES

OLB Terrell Suggs, the 2011 Defensive Player of the Year and Ravens' all-time sacks leader (117.5), tallied 2 sacks and 1 FF in Week 1's win at Cincy. He followed that performance with another strip-sack in Week 2's win over Cleveland. "Sizzle" also ranks No. 2 in career Ravens tackles (867).

| RAVENS ALL-TIME SACKS | | | RAVENS ALL-TIME TACKLES | | |
|-----------------------|--------------------------------|--------------|-------------------------|--------------------------------|------------|
| Rk. | Player (Years) | Sacks | Rk. | Player (Years) | Tackles |
| 1. | Terrell Suggs (2003-17) | 117.5 | 1. | Ray Lewis (1996-2012) | 2,643 |
| 2. | Peter Boulware (1997-2005) | 70.0 | 2. | Terrell Suggs (2003-17) | 867 |
| 3. | Michael McCrary (1997-2002) | 51.0 | 3. | Kelly Gregg (2001-10) | 721 |
| 4. | Ray Lewis (1996-2012) | 41.5 | 4. | Ed Reed (2002-12) | 661 |
| 5. | Adalius Thomas (2000-06) | 38.5 | 5. | Haloti Ngata (2006-14) | 528 |

"Man, he's a Hall of Famer to me. The guy is ridiculous. I have the utmost respect for him. I loved him when he was in college. I love watching him play in the NFL. He's one of the best to ever do it." – Derek Carr, Raiders QB

SUGGS' STANDINGS

SUGGS' CAREER SACKS (Most vs. a Single Team)

1. Cleveland Browns 18
2. Pittsburgh Steelers.... 14.5
3. Cincinnati Bengals 12.5
4. Miami Dolphins 8.5

Note: Including playoffs, Suggs has totaled 19.5 sacks vs. Pittsburgh.

RAVENS SACKS LEADERS (2017 Season)

1. **Terrell Suggs** **3**
2. Tyus Bowser 1
- Tony Jefferson 1
- Patrick Onwuasor..... 1
- Michael Pierce 1
- Za'Darius Smith 1

RAVENS SACKS LEADERS (Single-Season Records)

1. Elvis Dumervil (2014)..... 17
2. Peter Boulware (2001) 15
3. Michael McCrary (1998).. 14.5
4. **Terrell Suggs (2011)** **14**
5. Trevor Pryce (2006)..... 13
6. **Terrell Suggs (2014, 2003)**.. **12**

RAVENS FORCED FUMBLES (Career Leaders)

1. **Terrell Suggs** **34**
2. Ray Lewis 20
3. Adalius Thomas 17
4. Peter Boulware 13
5. Ed Reed..... 11
6. Jarret Johnson 9

ACTIVE NFL SACK LEADERS

OLB Terrell Suggs' 117.5 career sacks rank second among active players, as do his 837 yards lost. Suggs had a team-, career- and AFC-high 14 sacks in 2011. He posted 10 QB drops during the 2013 campaign, 12 in 2014, 8 in 2016 and has 3 so far in 2017.

NFL SACKS LEADERS / ACTIVE PLAYERS

| Rk. | Player | Sacks | Yards |
|-----|-----------------------------|--------------|--------------|
| 1. | Julius Peppers (Car.) | 146.0 | 884.5 |
| 2. | Terrell Suggs (Bal.) | 117.5 | 837.0 |
| 3. | Elvis Dumervil (SF) | 99.0 | 637.0 |
| 4. | Tamba Hali (KC) | 89.5 | 591.5 |
| 5. | Cameron Wake (Mia.) | 82.5 | 513.5 |
| 6. | James Harrison (Pit.) | 81.5 | 518.5 |
| 7. | Von Miller (Den.) | 76.5 | 478.0 |
| 8. | J.J. Watt (Hou.) | 76.0 | 519.0 |
| 9. | Cliff Avril (Sea.) | 74.0 | 507.0 |
| | Clay Matthews (GB) | 74.0 | 468.5 |

A PLAYOFF PERFORMER

OLB Terrell Suggs has posted 12.5 sacks in the playoffs, producing a mark that ranks third in all-time NFL postseason history.

NFL POSTSEASON SACKS LEADERS / ALL TIME

| Rk. | Player | Sacks | Yards |
|-----|----------------------|-------------|-------------|
| 1. | Willie McGinest | 16.0 | 113.5 |
| 2. | Bruce Smith | 14.5 | 109.5 |
| 3. | Terrell Suggs | 12.5 | 79.0 |

200 CLUB

MOST REGULAR SEASON GAMES PLAYED / ACTIVE DEFENDERS

| Rk. | Player (Year Entered NFL) | Games |
|-----|---------------------------------|------------|
| 1. | DE Julius Peppers (2002) | 237 |
| 2. | CB Terence Newman (2003) | 208 |
| 3. | OLB Terrell Suggs (2003) | 200 |

SUGGS FAST FACTS

- ✓ The Ravens are 68-27 all time when Suggs records at least a half-sack.
- ✓ Baltimore is 18-1 when he tallies 2-or-more sacks.
- ✓ The Ravens are 5-0 when he posts 3 sacks.
- ✓ Is the only NFL player to post 700 tackles, 100 sacks & 30 FFs since 2003.



117.5
CAREER SACKS
 (Most by a Raven)



837
SACK YARDS
 (Most by a Raven)



34
FUMBLES FORCED
 (Most by a Raven)

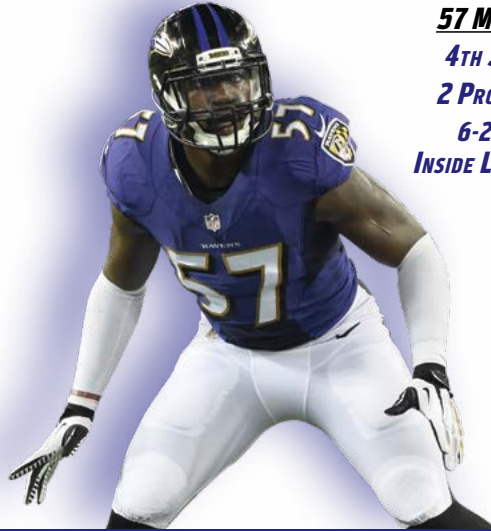


C.J. MOSLEY NOTES

MOSLEY MANS THE MIDDLE

NFL DEFENDERS W/ 300 TACKLES, 7 INTS & 5 SACKS / SINCE 2014

| Player (Team) | Tackles | INTs | Sacks |
|---------------------------|------------|----------|----------|
| Luke Kuechly (Car.) | 393 | 7 | 6 |
| C.J. Mosley (Bal.) | 363 | 7 | 7 |
| Thomas Davis (Car.) | 332 | 7 | 11.5 |



57 MOSLEY
4TH SEASON
2 PRO BOWLS
6-2, 250
INSIDE LINEBACKER

C.J.'S STOPS

LB C.J. Mosley, Baltimore's 2014 first-round draft pick and a two-time Pro Bowler, has produced the NFL's eighth-most total tackles (363) over the past four seasons.

NFL'S TACKLE LEADERS / SINCE 2014

| Rk. | Player (Team) | Tackles |
|-----------|---------------------------|------------|
| 1. | Bobby Wagner (Sea.) | 412 |
| 2. | Lavonte David (TB) | 396 |
| 3. | Luke Kuechly (Car.) | 393 |
| 4. | Preston Brown (Buf.) | 380 |
| 5. | K.J. Wright (Sea.) | 373 |
| 6. | D'Qwell Jackson (FA) | 366 |
| 7. | Lawrence Timmons (Mia.) | 365 |
| 8. | C.J. Mosley (Bal.) | 363 |
| 9. | Telvin Smith (Jax.) | 362 |
| 10. | Johnathan Cyprien (Ten.) | 351 |
| 11. | Paul Posluszny (Jax.) | 345 |
| 12. | Karlos Dansby (Ari.) | 336 |

"The MLB position is not about splash plays, and it's not about stats. It's about being the heartbeat of a team defense. Ever since C.J. came into the NFL three seasons ago, Baltimore's defense has been in the Top 8. You have to respect that, because when you're the MLB, you're the anchor. You're like the symphony conductor. To come in and run a defense like that at 22 years old is special. Ask any guy in the league, and they'd tell you. C.J. has the potential to make that defense click for a long time."

— Ryan Shazier, Steelers ILB

MOSLEY QUICK HITS

- ✓ In 2016, Mosley tallied 92 stops, 5 TFL, 4 INTs, 8 PD and 1 FF, earning the second Pro Bowl honor of his career.
- ✓ Mosley was the NFL's only player with at least 125 tackles, 3 sacks and 2 INTs in 2014, when he finished second to DT Aaron Donald in the 2014 NFL Defensive Rookie of the Year voting.
- ✓ Mosley (2014), Daryl Smith (2013) & Ray Lewis (1998, 1999, 2000 & 2001) are the only Raven defenders to register at least 115 tackles, 3 sacks and 2 INTs in a single season.
- ✓ Mosley is the first-ever Ravens rookie to earn Pro Bowl honors (2014).

363

Total Tackles
NFL's 8th Most
Since 2014

26

Total Tackles
Ravens Most
in 2017

3.8

Opp. Rushing Avg.
NFL's Fourth-Best
Mark Since 2014

94.9

Opp. Rush Yards/Game
NFL's Third-Best
Mark Since 2014

'BACKER THEFTS

In 2016, LB C.J. Mosley's 4 INTs ranked as the NFL's second most among LBs and second most by a LB in Ravens single-season history. During his short, but standout career, Mosley has picked off 7 passes.

INTS / NFL LINEBACKERS (Since 2014)

- C.J. Mosley (Bal.) 7
- Thomas Davis (Car.) 7
- Jordan Hicks (Phi.) 7
- Luke Kuechly (Car.) 7
- Three Players 5
- Nine Players 4

INTS / NFL LINEBACKERS (2016 Season)

- Jordan Hicks (Phi.) 5
- C.J. Mosley (Bal.) 4
- Zachary Orr (Bal.) 3
- Thomas Davis (Car.) 3
- Deion Jones (Atl.) 3
- Ryan Shazier (Pit.) 3


INTS / RAVENS LINEBACKERS (Single-Season History)

- Ray Lewis (2003) 6
- C.J. Mosley (2016) 4
- Zachary Orr (2016) 3
- Ray Lewis (3 times) 3
- Daryl Smith (2013) 3



MARSHAL YANDA & BRANDON WILLIAMS NOTES

73 YANDA
11TH SEASON
6 Pro Bowls
6-3, 305
GUARD



STANDING GUARD

G Marshal Yanda, who in Week 2 sustained an ankle injury and will miss the remainder of the season on Injured Reserve, owns six-career Pro Bowls, which ties (**OLB Terrell Suggs**) for fourth in Ravens history. Yanda's six-straight All-Star nods also rank as the NFL's second-longest active streak among linemen (first by guards).

MOST PRO BOWLS (Ravens History)

| | |
|----------------------------------|----------|
| LB Ray Lewis | 13 |
| T Jonathan Ogden | 11 |
| S Ed Reed | 9 |
| OLB Terrell Suggs | 6 |
| G Marshal Yanda | 6 |

CONSECUTIVE PRO BOWLS Active NFL Streaks by O-Linemen

| | |
|---|----------|
| T Joe Thomas (Cle.) | 10 |
| G Marshal Yanda (Bal.) | 6 |
| T Trent Williams (Was.) | 5 |
| T Tyron Smith (Dal.) | 4 |

"Of the many traits that have marked Yanda as a great player over the years, one is his ability to shift positions without losing effectiveness. That versatility is a product of his intelligence and his underappreciated athleticism. He's also a straight-up tough dude, much like Terrell Suggs on the other side of the ball. Only the elite of the elite guards earn serious Hall of Fame consideration. Yanda belongs in that realm."

– Childs Walker, The Baltimore Sun

PERENNIAL PRO BOWLER

The 2016 campaign marked the sixth-consecutive Pro Bowl invite for **G Marshal Yanda**. The 11-year veteran has played in 146 games (135 starts) during his career, ranking as the second-most games played among offensive linemen in Ravens history (Jonathan Ogden – 177). Prior to the 2015 campaign, Ravens' season ticket holders voted Yanda as one of the Top 10 players in the franchise's 20-year existence.

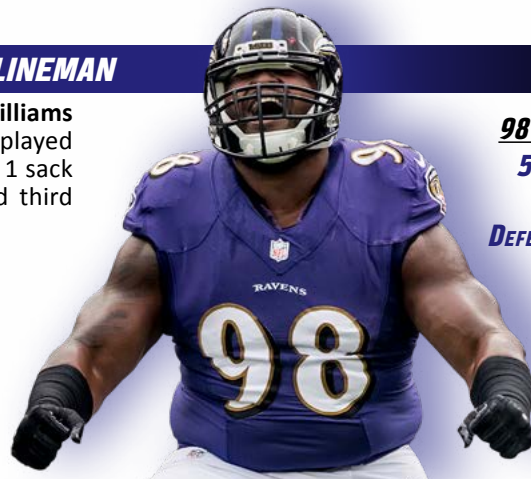
MOST PRO BOWLS / ACTIVE NFL OFFENSIVE LINEMEN

| Rk. | Player (Team) | Pro Bowls |
|-----------|-------------------------------|-----------|
| 1. | T Joe Thomas (Cle.) | 10 |
| 2. | T Jason Peters (Phi.) | 9 |
| 3. | C Nick Mangold (FA) | 7 |
| 4. | G Marshal Yanda (Bal.) | 6 |
| | G Jahri Evans (GB) | 6 |

A DOMINANT D-LINEMAN

Named a second alternate to the Pro Bowl in 2016, **DT Brandon Williams** continued to emerge as one of the NFL's best linemen. Williams played perhaps his best game in Week 7 at NYJ when he racked up 8 tackles, 1 sack and 1 blocked FG attempt. Impressively, his 51 total tackles ranked third among all NFL nose tackles, while his 34 solo stops were second.

98 WILLIAMS
5TH SEASON
6-1, 340
DEFENSIVE TACKLE



TOTAL TACKLES / NFL NTS (2016 Season)

| | |
|---------------------------------------|-----------|
| 1. Damon Harrison (NYG) . . . | 86 |
| 2. Danny Shelton (Cle.) . . . | 59 |
| 3. Brandon Williams (Bal.) . . | 51 |
| 4. Sylvester Williams (Den.) . . | 29 |
| 5. Mike Purcell (SF) | 26 |

SOLO TACKLES /NFL NTS (2016 Season)

| | |
|---------------------------------------|-----------|
| 1. Damon Harrison (NYG) . . . | 55 |
| 2. Brandon Williams (Bal.) . . | 34 |
| 3. Danny Shelton (Cle.) . . . | 32 |
| 4. Sylvester Williams (Den.) . . | 20 |
| 5. Two Players | 17 |

RAVENS' RUN "D" WITH WILLIAMS

- ✓ *Since Williams became a starter in 2014, Baltimore has allowed just 94.9 rushing yards per game, ranking third in the NFL.*
- ✓ *In 2016, the Ravens' run defense ranked No. 5 in the league, permitting 89.4 yards per game. Baltimore allowed 74 rushing first downs, ranking as the NFL's second fewest.*



TACKLES FOR LOSS
Most Among NFL NTS
from 2014-16



TOTAL TACKLES
Second Among NFL NTS
from 2014-16



TONY JEFFERSON & DANNY WOODHEAD NOTES



DROPPIN' FOR LOSS

In 2016, while playing for Arizona, **S Tony Jefferson's** 13 tackles for loss led all NFL defensive backs (NYG's Landon Collins was next with 9). The 13 TFL rank as the NFL's most by a DB in a season since the stat began being tracked in 2008.

23 JEFFERSON

5TH SEASON
5-11, 215
SAFETY

MOST TACKLES FOR LOSS / NFL DEFENSIVE BACKS / 2016 SEASON

| Rk. | Player | Tackles for Loss |
|-----|-----------------------|------------------|
| 1. | Tony Jefferson (Ari.) | 13 |
| 2. | Landon Collins (NYG) | 9 |
| 3. | Brandon Flowers (SD) | 6 |
| | T.J. McDonald (LAR) | 6 |

"No disrespect to any of the guys I've played with, but it's nice not to have to explain why I do certain things or why I'm doing this in this coverage. From Day One, [Jefferson] already had a feel for how I play and how to work off me. ... It frees me up a lot more mentally. I don't have to tell him after each play why I did this or, before the snap, say, 'Let's do this.' He already knows. That is just light years ahead of most guys I've played with. I've loved every guy I've played with, but he's just on another level."

– Eric Weddle, Ravens Safety

"I believe our defense has a chance to be very special, and I'm excited about the guys we have. But we can't just talk about being great; we have to go out there and do it."

– Tony Jefferson, Ravens Safety

JEFFERSON MAKES HIS MARK

MOST SINGLE-SEASON TACKLES FOR LOSS / NFL DBS / SINCE 2008

| Rk. | Player | Year | Tackles for Loss |
|-----|-------------------------|------|------------------|
| 1. | Tony Jefferson (Ari.) | 2016 | 13 |
| 2. | Antoine Winfield (Min.) | 2008 | 12 |
| 3. | Six Players | n/a | 11 |



TACKLES FOR LOSS
Fifth Most (tied)
Among NFL Safeties in 2017



TACKLES FOR LOSS
Most Among NFL
Safeties since 2016



TOTAL TACKLES
Seventh Among NFL
Safeties since 2016

A NOSE FOR THE END ZONE

Since he entered the NFL in 2009, **RB Danny Woodhead** is one of four players (Jamaal Charles, Matt Forte & Darren Sproles) to produce at least 15 rushing TDs and 15 receiving TDs. (He has 15 rushing and 17 receiving scores in his career.)

39 WOODHEAD

9TH SEASON
5-8, 204
RUNNING BACK

SINCE 2009 / NFL PLAYERS WITH AT LEAST 15 RUSHING & 15 RECEIVING TOUCHDOWNS

- ✓ Danny Woodhead
- ✓ Matt Forte
- ✓ Jamaal Charles
- ✓ Darren Sproles

"Really, ever since we lost Ray Rice, we haven't had a type of back that's quite like how Ray was and quite like how Danny is in the passing game. They just have a very good feel for when they're open and how to get open, how to sit in holes, how to find my eyes, and you can already see that. You can see he has a really good feel for those kinds of things. If you remember back, obviously, Ray was really good at doing that, and that gives a lot to your offense for sure."

– QB Joe Flacco on Woodhead, who is currently on IR (hamstring), but could return at some point in 2017

SAM KOCH NOTES

SOARING WITH SAM

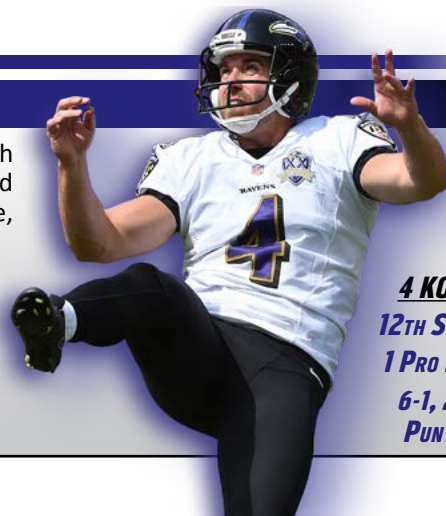
Pro Bowl P **Sam Koch** owns a 45.2 career gross average and 39.5 career net, both marks that rank first in Ravens history. In 2014, Koch posted a career-high and Ravens franchise-record 47.4-yard gross average and a 43.3-yard net average, shattering his previous personal bests.

CAREER GROSS PUNTING AVG. (Ravens History)

| Rk. | Player | Avg. |
|-----|-----------------|------|
| 1. | Sam Koch | 45.2 |
| 2. | Greg Montgomery | 43.2 |
| 3. | Dave Zastudil | 41.6 |

CAREER NET PUNTING AVG. (Ravens History)

| Rk. | Player | Avg. |
|-----|-----------------|------|
| 1. | Sam Koch | 39.5 |
| 2. | Greg Montgomery | 37.2 |
| 3. | Kyle Richardson | 35.4 |



4 KOCH
12TH SEASON
1 PRO BOWL
6-1, 222
PUNTER

"He's a unique punter. He's changing the way the game is going to be played. It's remarkable to me that more have not necessarily followed the lead. Perhaps that's an indication of how difficult it is to do what he's doing, because you don't see much of it – even from the highly-skilled professionals that we see on a weekly basis."

– Jerry Rosburg, Ravens Special Teams Coordinator

PINNING 'EM DEEP

Dating back to 2006, when he entered the NFL, **P Sam Koch's** 324 punts inside the 20 rank second in the NFL.

NFL PUNTS INSIDE THE 20 / SINCE 2006

| Rk. | Player | In 20 |
|-----|----------------------|-------|
| 1. | Dustin Colquitt (KC) | 372 |
| 2. | Sam Koch (Bal.) | 324 |
| 3. | Donnie Jones (Phi.) | 308 |
| 4. | Andy Lee (Car.) | 304 |
| 5. | Shane Lechler (Hou.) | 303 |

SAM IN THE 20

P Sam Koch is the Ravens' all-time leader in punts inside the 20 (currently has 324 during his career). In 2010, he posted a career-high 39 boots inside the 20, which were the NFL's second most and tie for 11th best all time in league history. In 2016, Koch's 37 punts inside the 20 ranked third (tied) in the NFL.

PUNTS INSIDE THE 20 (Ravens History)

| Rk. | Player | In 20 |
|-----|-----------------|-------|
| 1. | Sam Koch | 324 |
| 2. | Kyle Richardson | 128 |
| 3. | Dave Zastudil | 89 |
| 4. | Greg Montgomery | 47 |

PUNTS INSIDE THE 20 (2016 NFL Season)

| Rk. | Player (Team) | In 20 |
|-----|----------------------|-------|
| 1. | Johnny Hekker (LAR) | 51 |
| 2. | Dustin Colquitt (KC) | 38 |
| 3. | Sam Koch (Bal.) | 37 |
| | Bryan Anger (TB) | 37 |



In his 10th season (2015), **P Sam Koch** was finally named to his first Pro Bowl, as the standout punter's net average (42.9) ranked No. 2 in the NFL, while his gross average (46.7) was ninth. Koch also dominated the league in 2014, producing the No. 1 net (43.3) and No. 3 gross (47.4) averages.

NOTE THE QUOTE

ESPN.com's Kevin Seifert on Sam Koch's arsenal of punts:

"Some are designed to hook toward the sideline with maximum hang time. Others use an intentionally low trajectory to aid coverage teams. He has a knuckler and one kick that drops, from the returner's perspective, roughly in the shape of the letter "S." He's debuted a "boomerang" punt that does just what you would imagine it might. Most, but not all, of these punts are intended to discourage a clean catch and minimize the return.

"It's not unusual for NFL punters to develop a "changeup" of sorts, but no one has ever had multiple options at the ready. ... The NFL changes every day, but there are only a few moments in each generation when it transforms. This is one of them. In plain sight, Sam Koch and the Ravens have introduced a new way to punt."

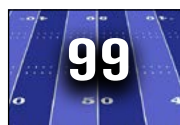
RAVENS IRONMAN

RAVENS CONSECUTIVE GAMES PLAYED / ALL-TIME STREAKS


| Rk. | Player | Games | Years |
|-----|----------------|-------|--------------|
| 1. | Sam Koch | 179 | 2006-present |
| 2. | Jarret Johnson | 129 | 2003-11 |
| 3. | Joe Flacco | 122 | 2008-2015 |

BALTIMORE RAVENS MOST ALL-TIME GAMES PLAYED


| Rk. | Player | Games | Years |
|-----|----------------|-------|--------------|
| 1. | Ray Lewis | 228 | 1996-2012 |
| 2. | Matt Stover | 207 | 1996-2008 |
| 3. | Terrell Suggs | 200 | 2003-present |
| 4. | Sam Koch | 179 | 2006-present |
| | Jonathan Ogden | 177 | 1996-2007 |



Punts In 20
NFL's Fourth Most
Since 2014



Net Punt Average
NFL's Fifth Best
Since 2014



Gross Punt Average
NFL's Ninth (Tied) Best
Since 2014

JUSTIN TUCKER NOTES

TUCKER STANDS AT THE TOP

K Justin Tucker is the NFL's second-most accurate kicker of all time, hitting on 171 of 191 FGAs to produce an 89.5 success rate. In 2016, he connected on 38 of 39 FGAs (lone miss was a block), posting the fifth-best pct. (97.4) in NFL single-season history.

BEST CAREER FIELD GOAL PERCENTAGE (NFL History / Min. 100 Att.)

| Rk. | Player | FGM-FGA | Pct. |
|-----|----------------------|----------------|-------------|
| 1. | Dan Bailey | 176-196 | 89.8 |
| 2. | Justin Tucker | 171-191 | 89.5 |
| 3. | Stephen Gostkowski | 308-353 | 87.3 |
| 4. | Steven Hauschka | 196-225 | 87.1 |
| 5. | Mike Vanderjagt | 230-266 | 86.5 |

9 TUCKER
6TH SEASON
2 PRO BOWLS
6-1, 183
KICKER



"We've got the best kicker in the league. There's no doubt about it. It's great to have a kicker with ice in his veins."
– Terrell Suggs, Ravens OLB

TUCKER'S CAREER STATS

| Year | 1-19 | 20-29 | 30-39 | 40-49 | 50+ | Total | Pct. | LG | PAT | Pts |
|---------------|------------|--------------|--------------|--------------|--------------|----------------|-------------|-----------|----------------|------------|
| 2012 | 0-0 | 8-8 | 8-8 | 10-13 | 4-4 | 30-33 | 90.9 | 56 | 42-42 | 132 |
| 2013 | 0-0 | 10-10 | 12-13 | 10-11 | 6-7 | 38-41 | 92.7 | 61 | 26-26 | 140 |
| 2014 | 0-0 | 10-10 | 11-11 | 4-4 | 4-9 | 29-34 | 85.3 | 55 | 42-42 | 129 |
| 2015 | 0-0 | 10-10 | 9-9 | 10-11 | 4-10 | 33-40 | 82.5 | 52 | 29-29 | 128 |
| 2016 | 0-0 | 4-4 | 10-11 | 14-14 | 10-10 | 38-39 | 97.4 | 57 | 27-27 | 141 |
| 2017 | 0-0 | 3-3 | 0-0 | 0-0 | 0-1 | 3-4 | 75.0 | 28 | 6-6 | 15 |
| Totals | 0-0 | 45-45 | 50-52 | 48-53 | 28-41 | 171-191 | 89.5 | 61 | 172-172 | 685 |

A TREMENDOUS 2016

In 2016, All-Pro **K Justin Tucker** connected on 38 of 39 FGAs (lone miss was a block), posting the fifth-best percentage in NFL single-season history. In addition to making 35-straight FGs at one point (tied for fifth-best streak ever), here are several facts about his remarkable season, which is arguably the best ever by a kicker:

- ✓ Tucker's 38 FGs made ranked No. 1 in the NFL. He was also 27-of-27 on PATs. An NFL single-season record 24 of Tucker's 38 FGs made in 2016 came from 40 yards or beyond.
- ✓ Tucker's 10 FGs of 50-plus yards are a Ravens' single-season record. They tie (Blair Walsh, 2012) for the most in NFL history. (Tucker was a perfect 10-for-10 from 50 yards and out during the 2016 season.)
- ✓ Tucker's 141 points ranked second in the league only behind Atlanta's Matt Bryant (158).
- ✓ In Week 12 vs. Cincy, Tucker became just the ninth kicker in league history to make 3 FGs of 50-plus yards in a single game (52, 57 & 54). He is also the first kicker in NFL history to make 3 FGs of 50-plus yards in the first half of a game. (These feats earned him AFC ST POW honors.)

BEST FG PERCENTAGE / NFL SINGLE-SEASON HISTORY

| Rk. | Player (Team) | FGM-FGA | Pct. |
|-----|-----------------------------|--------------|-------------|
| 1. | Gary Anderson (1998) | 35-35 | 100.0 |
| | Mike Vanderjagt (2003) | 37-37 | 100.0 |
| | Jeff Wilkins (2000) | 17-17 | 100.0 |
| | Tony Zendejas (1991) | 17-17 | 100.0 |
| 5. | Justin Tucker (2016) | 38-39 | 97.4 |



FGs Made
NFL's Most
Since 2012



Points Scored
NFL's Second
Most Since 2012



Career FG Pct.
Second-Best Mark
in NFL History



40-Plus-Yard FGs
NFL's Most
Since 2012



50-Plus-Yard FGs
NFL's Most
Since 2012

TUCKER TIDBITS

- ✓ *Since PATs were moved back in 2015, Tucker (62-of-62) and Dan Bailey (78-of-78) are the only kickers yet to miss.*
- ✓ *Tucker is a three-time AFC Player of the Month, which ties him with Ed Reed & Matt Stover for most in Ravens history. Tucker has also earned seven AFC Special Teams Player of the Week honors.*
- ✓ *Tucker's 6 FGs on 12/16/13 at Det. set a team record and a single-game NFL high in 2013. Against the Lions, he became the first NFL kicker ever to connect from the 20-, 30-, 40-, 50- & 60-yard range in a game.*
- ✓ *Tucker's 93.8 career FG% when kicking on grass (76-of-81) ranks as the NFL's best of all time. (The next best is Dan Bailey at 87.7%.)*
- ✓ *Tucker's 92.3 career FG% (84-of-91) in the second half/overtime ranks as the NFL's best second half/OT mark of all time.*



JUSTIN TUCKER & ERIC WEDDLE NOTES

TUCK'S CHART TALK

MOST FIELD GOALS MADE / SINCE 2012

| Rk. | Player (Team) | FGM |
|-----|-------------------------|-----|
| 1. | Justin Tucker (Bal.) | 171 |
| 2. | Stephen Gostkowski (NE) | 167 |
| 3. | Steven Hauschka (Buf.) | 155 |
| 4. | Adam Vinatieri (Ind.) | 147 |
| 5. | Dan Bailey (Dal.) | 144 |

MOST NFL POINTS / SINCE 2012

| Rk. | Player (Team) | Points |
|-----|-------------------------|--------|
| 1. | Stephen Gostkowski (NE) | 770 |
| 2. | Justin Tucker (Bal.) | 685 |
| 3. | Steven Hauschka (Buf.) | 670 |
| 4. | Dan Bailey (Dal.) | 650 |
| 5. | Adam Vinatieri (Ind.) | 643 |

CONSECUTIVE FIELD GOALS MADE (All-Time NFL Streaks)

| Rk. | Kicker (Years) | FGs Made |
|-----|---|----------|
| 1. | Adam Vinatieri (2015-16) | 44 |
| 2. | Mike Vanderjagt (2002-04) | 42 |
| 3. | Gary Anderson (1997-98) | 40 |
| 4. | Matt Stover (2005-06) | 36 |
| 5. | Justin Tucker (2015-16) Adam Vinatieri (2013-14) | 35 |

BEST NFL FIELD GOAL PERCENTAGE (2016 Season)

| Rk. | Player (Team) | FGM-FGA | Pct. |
|-----|------------------------|---------|------|
| 1. | Justin Tucker (Bal.) | 38-39 | 97.4 |
| 2. | Matt Bryant (Atl.) | 34-37 | 91.9 |
| 3. | Ryan Succop (Ten.) | 22-24 | 91.7 |
| 4. | Steven Hauschka (Sea.) | 33-37 | 89.2 |
| 5. | Cairo Santos (KC) | 31-35 | 88.6 |
| 6. | Two Players | 27-31 | 87.1 |

BEST FIELD GOAL PERCENTAGE / ROOKIES (NFL History)

| Rk. | Player (Year) | FGM-FGA | Pct. |
|-----|---------------------------|---------|------|
| 1. | Blair Walsh (2012) | 35-38 | 92.1 |
| 2. | Justin Tucker (2012) | 30-33 | 90.9 |
| 3. | Cody Parkey (2014) | 32-36 | 88.9 |
| | Alex Henery (2011) | 24-27 | 88.9 |
| 5. | Chandler Catanzaro (2014) | 29-33 | 87.9 |
| 6. | Dan Bailey (2011) | 32-37 | 86.5 |

BEST FIELD GOAL PERCENTAGE (Ravens Single-Season History)

| Rk. | Player (Year) | FGM-FGA | Pct. |
|-----|----------------------|---------|------|
| 1. | Justin Tucker (2016) | 38-39 | 97.4 |
| 2. | Matt Stover (2006) | 28-30 | 93.3 |
| 3. | Justin Tucker (2013) | 38-41 | 92.7 |
| 4. | Justin Tucker (2012) | 30-33 | 90.9 |
| 5. | Matt Stover (2004) | 29-32 | 90.6 |

(min. 16 att.)

TUCKER'S GAME-WINNERS

12

Career game-winning FGs by K Justin Tucker:

- 2016: Week 3 at Jax., 53 yards
- 2016: Week 2 at Cle., 49 yards
- 2015: Week 11 vs. STL, 47 yards
- 2015: Week 8 vs. SD, 39 yards
- 2015: Week 4 at Pit., 52 yards OT
- 2014: Week 3 at Cle., 32 yards
- 2013: Week 15 at Det., 61 yards
- 2013: Week 10 vs. Cin., 46 yards OT
- 2013: Week 5 at Mia., 44 yards
- 2012: Div. at Den., 47 yards 2OT
- 2012: Week 12 at SD, 38 yards OT
- 2012: Week 3 vs. NE, 27 yards

"He's very valuable. I'm a Justin Tucker guy, along with Morgan [Cox, snapper] and Sam [Koch, holder]. It's a team effort in there with the protection, and those guys do a good job. But when it's all said and done, the kicker is key. He's the guy that's going to knock it through the uprights, and there's nobody better than Justin Tucker."

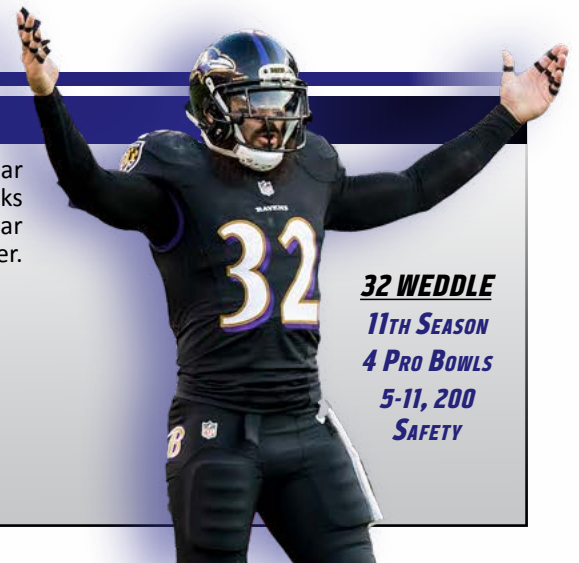
– John Harbaugh, Ravens Head Coach

THE SECONDARY'S SERGEANT

S Eric Weddle's 24-career INTs rank fourth among active safeties. In his first year (2016) as a Raven, he earned Pro Bowl honors by producing a team-high 4 picks (tied, C.J. Mosley) and 89 tackles (second on the team). The four-time NFL All-Star has posted 912 tackles, 84 PD, 7.5 sacks, 6 FFs and 4 FRs during his standout career.

NFL INTERCEPTIONS LEADERS / ACTIVE NFL SAFETIES

| Rk. | Player (Team) | INTs | Yards | TDs |
|-----|----------------------|------|-------|-----|
| 1. | DeAngelo Hall (Was.) | 43 | 838 | 5 |
| 2. | Reggie Nelson (Oak.) | 35 | 483 | 1 |
| 3. | Mike Adams (Car.) | 25 | 284 | 2 |
| 4. | Eric Weddle (Bal.) | 24 | 384 | 3 |
| 5. | Glover Quinn (Det.) | 23 | 347 | 2 |
| | Earl Thomas (Sea.) | 23 | 295 | 1 |



32 WEDDLE
11TH SEASON
4 PRO BOWLS
5-11, 200
SAFETY

WEDDLE 2016 FAST FACTS

- ✓ Weddle was one of three NFL safeties (Landon Collins & Kurt Coleman) with at least 4 INTs and 1 sack in 2016.
- ✓ Weddle's 4 INTs tied for fifth among NFL safeties.
- ✓ Weddle's 13 PD marked a career high and led the team.



Active NFL Safety (Weddle) w/ 900 tackles, 20 INTs & 5 sacks



Active NFL Safeties (Weddle, D. Hall & R. Nelson) w/ 20 INTs & 80 PD



Team-Leading INTs in 2016 tied w/ C.J. Mosley



RAVENS IN OUR COMMUNITY

RENAISSANCE ACADEMY UNVEILING

To celebrate the beginning of a new school year, renovations to Renaissance Academy High School in Baltimore City were unveiled on Sept. 18. After hearing of the growing concern that the school would be forced to close its doors, the Baltimore Ravens committed \$1.5 million to help fund some of the much-needed improvements to assist in keeping it open. Ravens President **Dick Cass**, **TE Benjamin Watson** and Ring of Honor member **Ed Reed** were all in attendance.



President Dick Cass



TE Benjamin Watson

PLAY 60 ALL-ABILITY CLINIC



On Sept. 18, the Ravens partnered with Special Olympics Maryland to host the team's first PLAY 60 football clinic for individuals of all abilities. The event took place at the Under Armour Performance Center, where participants were greeted by some of their favorite Ravens players, including **QB Joe Flacco** (pictured top left) and **DE Bronson Kaufusi** (pictured center left). Throughout the day, 10 Ravens players taught nearly 80 Special Olympics athletes fundamental football drills that included kicking, passing and tackling. Following the skills portion of the event, players served as coaches during a head-to-head flag football competition, where the participants practiced their techniques by playing roles on both offense and defense. The afternoon concluded with the breakdown of a group huddle and each recipient receiving a complimentary Ravens team flag. PLAY 60 is the NFL's youth fitness program that encourages individuals to be physically active for at least 60 minutes each day. In conjunction with the NFL, the Ravens continue to provide multiple programs each season that promote physical fitness and healthy habits to hundreds of youth in the Baltimore community.





JOHN HARBAUGH MONDAY PRESS CONFERENCE: WEEK 4

Opening statement: “We reviewed the game last night on the plane. It didn’t take as long as the plane ride – I can promise you that. Studied it in depth, talked to coaches and players, and have been working on the Pittsburgh Steelers all day today. We have a mission in front of us, and that’s the Pittsburgh Steelers, and they’re coming into our place, and we have to get ready to play. We did not play well, obviously, yesterday in London. The score verified that. It was pretty indicative of how the game went, from beginning to end, all three phases. [We] were outplayed, outcoached, and we were beat in every way you can get beat. The good news is when you get beat like that, it’s still one loss. You lose by one point or you lose by the number we lost by – it’s still one loss, and we move forward with all of our aspirations intact. We have to become good enough to beat the Steelers on Sunday.”

A lot of people are talking about putting that [loss] behind you. Is that the idea, not to even think about it past today?

(David Ginsburg) “The old saying a coach told me one time – a coach named Mike Gottfried, who was a good friend and mentor – he said, ‘You win or learn.’ You know the old thing, ‘Win or lose?’ Well, his thing was, ‘You win or learn.’ I like to learn from the wins, too, but you are probably going to learn a lot more from the losses. That’s what we have to do. We have to look at it and learn from it. We’re fully capable of playing [well]. The things that we did in that game are things that we can improve on in all three phases. I can give examples on defense, offense and special teams that we will go to work on. Players have already seen the tape; every single one of them has seen the tape. They saw it last night. I saw them watching it and talking about it. We’ll work on correcting the things we need to correct, but you always have to do it with a forward mindset. We can’t correct the mistake and then replay the game from last week. We have to apply the correction, the improvement to the next game. That’s what you try to do. We’re getting ready for the Steelers, and we need to apply what we’ve learned in the last game to the next game. So really, all eyes are on the game ahead of us – the Pittsburgh Steelers game.”

When you lose a game like this, do you have to reflect back on an inkling that something like this could have happened?

(Stan Charles) “You probably do, in a real sense. I don’t know to what degree. It’s kind of a broad question, but it’s a good question. You just look back and you say, ‘OK, what should I have seen coming, and what should we have done a better job with?’ In all honesty, we weren’t the team ... I didn’t recognize our team out there yesterday, and I told them that. The team, the way we played, was not the way we’ve been practicing or playing. We had a really good week of practice. But, we didn’t have our legs. We just weren’t right yesterday. So, we have to put that behind us, move on and get ready to play the next game.”

You got out of the game fairly healthy, except DE Brent Urban got hurt. Are there any long-term issues? (Todd Karpovich)

“Brent Urban is a long-term issue. He has a Lisfranc; he’s going to need surgery. So, that’s the only long-term injury we had. After that, I think we’re pretty good.”

When a game snowballs like that, when it starts going downhill and it just speeds up, because of the emotion and the momentum of football, is there some of that you can dismiss as a fluke? That it just got going in that direction and couldn’t turn it around? (Peter Schmuck) “Yes, I do think games go that way sometimes. [Jacksonville] was making plays and kept making them. We kept trying to find a way to stop it and made it worse. I give them all the credit. They made the plays and got momentum. I don’t know what that momentum, that elusive thing, that momentum is all the time. We’ve had it in some games and it’s gone our way. They got us behind the eight ball right away with the blocked punt and created field position for themselves. And to me, it didn’t end the whole game.”

Can you talk a little bit about the kneeling down in the last 24 hours? A lot of fans have been calling into the radio station very upset at the organization. Some are burning their jerseys, some are getting ready to boycott the game on Sunday, and they have petitions to take down Ray Lewis’ statue right now. There’s a lot going on, and the fans are very upset at the organization right now. (Bill West)

“We talked about it last night a little bit. Our owner, Steve Bisciotti, addressed it. Our players talked about it, and it’s an emotional issue all around. It’s not a new issue. It’s been around for a long time, in terms of our nation. I think all the teams are facing this. It’s a conversation that’s taking place in locker rooms and in living rooms and in board rooms, cafeterias, and around the coffee machine all over the country. The truth of the matter is, or the way I look at it, is I think that’s a really good thing. I think it’s a good thing that it’s being talked about. It’s something that’s a positive, you know? It’s not going to be easy; it’s going to be painful, and it’s a tough conversation. But as for us, here, as a football coach,



my perspective of our team: I love our players, and I support our players. A team is about unity; a team is about one accord; a team is a brotherhood. [The same goes for] my daughter's lacrosse and basketball and tennis teams. Whether you're in a club or in a high school, there's something about being a part of something that's bigger than yourself, that demands that you lock arms and you stand together, whether that be in front of a flag or it be for someone when they're having a tough time. That's what brotherhood and sisterhood – that's what being part of a team – is all about. Our team is united; we stand together as brothers. I'm proud of that. It meant a lot; it means a lot. The other thing, I think, to talk about a little bit, is the fact that these things aren't going to be easy. They're not something that's going to be resolved in a day; they're not going to be resolved in a week. But, we are going to be playing the Pittsburgh Steelers this week. We are going to line up in a very important divisional game on Sunday afternoon. It's going to be a sport; it's going to mean something; it's going to be the Baltimore Ravens playing the Pittsburgh Steelers for the division lead. So, I'm trying to say the right things about all the big issues in our country, but I guess what I'm trying to say is, what we're for is unity. We're for standing together, and that's what a team is all about. And really, that's all that we can do. We're going to stand together on Sunday and try to beat the Pittsburgh Steelers. They're going to try to line up on the other side and try to beat us. And, in all honesty, that's our focus; that's my focus. That's what we're thinking about."

As the focus, locking arms instead of kneeling ... Locking arms is one thing and bringing politics into a locker room ... Wouldn't it be better to keep the politics out of the locker room and be that team on the shelf? (Bill West) "It is a great question. I totally understand what you are saying. I wish it was that simple. Every locker room is facing the same thing in every single sport. It is just the way it is. It is just the reality of the thing. I think everyone has to make that decision for themselves, in terms of how they are going to express themselves in terms of what they think. It is hard for anybody to do ... You can't do that for anybody else. For me, I'm not taking a knee. If I am taking a knee, it is to pray – that is what I will be taking a knee for. I'll be praying for our country, that we find a way to come together. America is created on a great ideal – the greatest idea ever – the idea of liberty for everybody, the idea that all men are created equally under the eyes of God. I am praying for that. I am praying that we come together. I am not praying for divisiveness; I am praying for unity. We had a chance ... I had a chance two times – it was unbelievable – to travel overseas with our military. There is no greater honor than that. You walk in the streets in a city in Turkey or in Afghanistan at a foreign operating base, or in Iraq, and you walk with our military men and women, personnel, the people that we were traveling with. It was a goodwill mission; we were not in any combat or anything like that. We were just over there in another land with Americans. I can tell you that when you do that and when you walk next to an American or when you see an American face in that crowd right there, you are unified. You are together. You are happy to see that face. Why? Because that is an American, that is a brother, that is a sister. That is someone that understands that we have the same value system; we stand for the same thing. We have our disagreements. That is what a team is all about and that is a beautiful thing about sport. You have a chance to express that on the field of play. You may not agree, but you can stand together."

You have a winning team and a losing team after the game, but the pregame is normally a different state than you are going to be in with guys getting fired up. Was that any kind of distraction for the team? (Peter Schmuck) "You have to ask the players that individually. I can't speak for them. It was not for me. It was an exciting environment. I was excited out there to walk in that stadium and see those fans. We had probably – I'm going to tell you what – it had to be 20,000 Ravens fans there. The place was Ravens fans. And our fans were actually from Baltimore who were there cheering for us. They made the trip over, and they were loud and they were into it. I am just more disappointed than anything that we did not give them what they deserved – a good performance. We were not able to do that. Why it didn't happen? Was it this, was it that, was it the other thing. It is impossible to put a finger on it. I just know that we did not get the job done. We let our fans down, we let each other down, and we did not play well. To put it in perspective, it is one game. You move on to the next game."

I know you want to move over to the next game, but I have to ask you one more question about yesterday. If you had to do it over again for the next October, would you do anything different in the way you approach it? I was looking at Jacksonville's history, and I know they are a better team today than they were three or four years ago, but they got killed the first time they played there, and I think they have won two or three in a row there now. (Stan Charles) "I think [senior VP of public and community relations] Kevin [Byrne] told me three in a row now. I am sure they understand it better than we do. I would try to figure out some different ways to do it. There were certain things that came up that you looked at and you go, 'That wasn't ideal.' But, we really had no way of knowing that. Even all the people that we talked to, you do not get everything. Then, some things we have no control over. We have no control over where we stay, how far the bus ride is and



how long it takes us to get to the stadium and those kinds of things. What impact they have are things we look at. To be honest with you, maybe I will get in trouble for saying this, I do not plan on going over there any time soon to play again. Somebody else can have that job." *(laughter)*

Do you know yet if you guys will do the same thing during the anthem Sunday against the Steelers? I think the Steelers just said they are going to change up what they do and they are going to come on the sideline instead of standing in the tunnel. Do you know what you are going to do? (Shawn Stepner) "The Steelers are going to come on the sideline? What else did they say?" *(Reporter: "That is all that I heard about what they are doing.")* "You have no other information about what the Steelers are going to do next Sunday? Because I'm all for it. *(laughter)* We will see as it goes. I do not know. That is something that is an organizational, it is a player decision. I will give about – in all honesty and being truthful – about that much *(signals extremely small amount)* of thought to that, because I don't think that is going to impact the game one way or another. What I am interested in is playing our best in the football game. That is just as honest as I can be about it. The other part of it will get figured out as we go."

The fact that it is the Steelers you are playing at home, does that help any way after a long trip and a tough loss by a large margin. Does coming home and knowing that everyone is going to be at their best this week with Pittsburgh help? (Brett Hollander) "It is a great question. We will find out on Sunday. That is the kind of stuff that I think is a fair and good question and is worth thinking about, but really as coaches and players, we do not have time to think about that. What we spend our time doing is preparing to play the game, because that is a full-time job."

The coaching mantra is that any team can beat you at any time. That is obviously true. This weekend, everyone in your division lost. There was a huge upset on opening night. There were lots of upsets yesterday. Are we reaching that ultimate NFL dream of lots of parity, or has it just been these three weeks? (Peter Schmuck) "That is a great question. Probably more things happen crazy early in the season. They did a movie ... I love the movie, wasn't it in the '90s? 'Any Given Sunday' [with] Al Pacino. I almost have that speech memorized, and when I have it memorized the team will get it before one of these games. Maybe I will give it to them during the week; I won't waste it for a game. I think it is true. Any given Sunday, that is what makes football so great. There was no crazier Sunday than this Sunday. I didn't hear about it until this morning a little bit, because we were on plane and we did not have WiFi. We did not get too much of the news. Crazy weekend, that is the National Football League. To me, that is what makes it so fun to watch. It is full of drama, and I can't wait until next Sunday to see what happens."

Was it nice finding out that the Steelers lost yesterday? (Stan Charles) "I am not going to say anything on camera that can be pinpoint bulletin board material. But we want to win the division. They want to win the division. There are two other teams in our division that want to win the division. It is the ultimate competition. We respect them. They are a heck of a football team, and we can't wait to play them. They can't wait to play us."

Just to confirm about DE Brent Urban, he is going to go on IR, I would assume? What have you seen out of DE Bronson Kaufusi and DE Chris Wormley in practice? (Ryan Mink) "Those guys are ready to go. Kaufusi and Wormley are ready to go. I am looking forward to seeing them play. We have some depth there. That is the good news about that particular situation. We have a lot of depth in our defensive line; I have been saying it all along. Those guys will be there trying to step up. We have had a lot of practice this year of guys stepping up. We are getting good at it now." *(laughter)*

RB Alex Collins ran hard again yesterday. Is he earning more reps with the way he is practicing and playing? (Todd Karpovich) "I would say so. Alex had a big game. He made guys miss and broke tackles and outran people and protected the football in a good way. Any player that plays well gets to play more. The responsibility grows as you play well."

ALPHABETICAL ROSTER

As of Sept. 26

| No. | Name | Pos. | Ht. | Wt. | Birthdate | Exp. | College | Hometown |
|------------------------|-----------------------|-------|------|-----|-----------|------|------------------------|------------------------------|
| 37 | Allen, Javorius | RB | 6-0 | 222 | 8/27/91 | 3 | Southern California | Miccosukee, FL |
| 70 | Bergstrom, Tony | G/C | 6-5 | 315 | 8/6/86 | 6 | Utah | Salt Lake City, UT |
| 61 | Bowanko, Luke | C | 6-6 | 300 | 6/13/91 | 4 | Virginia | Clifton, VA |
| 54 | Bowser, Tyus | OLB | 6-3 | 240 | 5/23/95 | R | Houston | Tyler, TX |
| 86 | Boyle, Nick | TE | 6-4 | 270 | 2/17/93 | 3 | Delaware | Sussex, NJ |
| 12 | Campanaro, Michael | WR/RS | 5-9 | 191 | 1/25/91 | 4 | Wake Forest | Clarksville, MD |
| 24 | Carr, Brandon | CB | 6-0 | 210 | 5/19/86 | 10 | Grand Valley State | Flint, MI |
| 36 | Clark, Chuck | S | 6-0 | 210 | 4/19/95 | R | Virginia Tech | Suffolk, VA |
| 34 | Collins, Alex | RB | 5-10 | 210 | 8/26/94 | 2 | Arkansas | Ft. Lauderdale, FL |
| 51 | Correa, Kamalei | LB | 6-3 | 241 | 4/27/94 | 2 | Boise State | Honolulu, HI |
| 46 | Cox, Morgan | LS | 6-4 | 235 | 4/26/86 | 8 | Tennessee | Collierville, TN |
| 94 | Davis, Carl | DT | 6-5 | 321 | 3/2/92 | 3 | Iowa | Detroit, MI |
| 71 | Eluemunor, Jermaine | G/T | 6-4 | 338 | 12/13/94 | R | Texas A&M | London, England |
| 5 | Flacco, Joe | QB | 6-6 | 245 | 1/16/85 | 10 | Delaware | Audubon, NJ |
| 69 | Henry, Willie | DT | 6-3 | 308 | 3/20/94 | 2 | Michigan | Cleveland, OH |
| 43 | Hill, Jaylen | CB | 5-10 | 178 | 5/26/94 | R | Jacksonville State | Marietta, GA |
| 77 | Howard, Austin | T | 6-7 | 330 | 3/22/87 | 8 | Northern Iowa | Davenport, IA |
| 29 | Humphrey, Marlon | CB | 6-0 | 197 | 7/8/96 | R | Alabama | Hoover, AL |
| 74 | Hurst, James | G/T | 6-5 | 317 | 12/17/91 | 4 | North Carolina | Plainfield, IN |
| 23 | Jefferson, Tony | S | 5-11 | 215 | 1/27/92 | 5 | Oklahoma | Chula Vista, CA |
| 66 | Jensen, Ryan | G/C | 6-4 | 319 | 5/27/91 | 4 | Colorado State-Pueblo | Fort Morgan, CO |
| 78 | Joseph, Dieugot | T | 6-6 | 300 | 3/21/94 | R | Florida International | Orlando, FL |
| 99 | Judon, Matthew | OLB | 6-3 | 263 | 8/15/92 | 2 | Grand Valley State | West Bloomfield, MI |
| 92 | Kaufusi, Bronson | DE | 6-6 | 285 | 7/6/91 | 2 | BYU | Provo, UT |
| 4 | Koch, Sam | P | 6-1 | 222 | 8/13/82 | 12 | Nebraska | Seward, NE |
| 41 | Levine Sr., Anthony | DB/LB | 5-11 | 209 | 3/27/87 | 6 | Tennessee State | Winston-Salem, NC |
| 18 | Maclin, Jeremy | WR | 6-0 | 198 | 5/11/88 | 9 | Missouri | Kirkwood, MO |
| 15 | Mallett, Ryan | QB | 6-6 | 250 | 6/5/88 | 7 | Arkansas | Texarkana, TX |
| 13 | Matthews, Chris | WR | 6-5 | 241 | 10/6/89 | 3 | Kentucky | Los Angeles, CA |
| 88 | Mayle, Vince | TE/WR | 6-2 | 247 | 6/12/91 | 2 | Washington State | Sacramento, CA |
| 33 | McRae, Tony | CB | 5-10 | 185 | 5/3/93 | 1 | North Carolina A&T | Maxton, NC |
| 10 | Moore, Chris | WR/RS | 6-1 | 204 | 6/16/93 | 2 | Cincinnati | Tampa, FL |
| 57 | Mosley, C.J. | ILB | 6-2 | 250 | 6/19/92 | 4 | Alabama | Mobile, AL |
| 48 | Onwuasor, Patrick | ILB | 6-0 | 227 | 8/22/92 | 2 | Portland State | Inglewood, CA |
| 11 | Perriman, Breshad | WR | 6-2 | 215 | 9/10/93 | 3 | Central Florida | Lithonia, GA |
| 97 | Pierce, Michael | DT | 6-0 | 340 | 11/6/92 | 2 | Samford | Daphne, AL |
| 42 | Ricard, Patrick | DL/FB | 6-3 | 304 | 5/27/94 | R | Maine | Spencer, MA |
| 68 | Skura, Matt | G/C | 6-3 | 313 | 2/17/93 | 1 | Duke | Columbus, OH |
| 22 | Smith, Jimmy | CB | 6-2 | 210 | 7/26/88 | 7 | Colorado | Colton, CA |
| 90 | Smith, Za'Darius | OLB | 6-4 | 275 | 9/8/92 | 3 | Kentucky | Greenville, AL |
| 79 | Stanley, Ronnie | T | 6-6 | 320 | 3/18/94 | 2 | Notre Dame | Las Vegas, NV |
| 55 | Suggs, Terrell | OLB | 6-3 | 265 | 10/11/82 | 15 | Arizona State | Chandler, AZ |
| 9 | Tucker, Justin | K | 6-1 | 183 | 11/21/89 | 6 | Texas | Austin, TX |
| 96 | Urban, Brent | DE | 6-7 | 300 | 5/5/91 | 4 | Virginia | Mississauga, ON, CAN |
| 17 | Wallace, Mike | WR | 6-0 | 200 | 8/1/86 | 9 | Mississippi | New Orleans, LA |
| 82 | Watson, Benjamin | TE | 6-3 | 251 | 12/18/80 | 14 | Georgia | Rock Hill, SC |
| 21 | Webb, Lardarius | DB/RS | 5-10 | 185 | 10/12/85 | 9 | Nicholls State | Opelika, AL |
| 32 | Weddle, Eric | S | 5-11 | 200 | 1/4/85 | 11 | Utah | Alta Loma, CA |
| 28 | West, Terrance | RB | 5-10 | 225 | 1/28/91 | 4 | Towson | Baltimore, MD |
| 98 | Williams, Brandon | DT | 6-1 | 340 | 2/21/89 | 5 | Missouri Southern St. | Kirkwood, MO |
| 87 | Williams, Maxx | TE | 6-4 | 257 | 4/12/94 | 3 | Minnesota | Waconia, MN |
| 56 | Williams, Tim | OLB | 6-3 | 260 | 11/12/93 | R | Alabama | Baton Rouge, LA |
| 93 | Wormley, Chris | DE | 6-5 | 300 | 10/25/93 | R | Michigan | Toledo, OH |
| Practice Squad | | | | | | | | |
| 16 | Adeboyejo, Quincy | WR | 6-3 | 197 | 5/26/95 | R | Mississippi | Cedar Hill, TX |
| 45 | Crockett, John | RB | 6-0 | 215 | 2/16/92 | 2 | North Dakota State | Minneapolis, MN |
| 59 | Grigsby, Nicholas | LB | 6-2 | 230 | 7/2/92 | 2 | Pittsburgh | Trotwood, OH |
| 62 | Kouandjio, Arie | T | 6-5 | 316 | 4/23/92 | 3 | Alabama | Hyattsville, MD |
| 47 | Lokombo, Boseko | LB | 6-2 | 231 | 10/15/90 | R | Oregon | Abbotsford, British Columbia |
| 31 | Martin, Ronald | S | 6-2 | 220 | 2/26/93 | 2 | Louisiana State | White Castle, LA |
| 44 | Ortiz, Ricky | FB | 6-0 | 233 | 4/15/94 | R | Oregon State | Corona, CA |
| 76 | Shakir, Maurice | G | 6-4 | 313 | 10/14/93 | R | Middle Tennessee State | Los Angeles, CA |
| 40 | Thornton, Josh | CB | 5-11 | 185 | 11/24/92 | R | Southern Utah | West Palm Beach, FL |
| 7 | Woodrum, Josh | QB | 6-3 | 231 | 11/7/92 | 1 | Liberty | Roanoke, VA |
| Injured Reserve | | | | | | | | |
| 35 | Boykin, Brandon | CB | 5-10 | 173 | 7/13/90 | 6 | Georgia | Fayetteville, GA |
| 53 | Bradley, Bam | ILB | 5-11 | 237 | 6/26/94 | R | Pittsburgh | Trotwood, OH |
| 26 | Canady, Maurice | CB | 6-1 | 193 | 5/26/94 | 2 | Virginia | Richmond, VA |
| 30 | Dixon, Kenneth | RB | 5-10 | 223 | 1/21/94 | 2 | Louisiana Tech | Strong, AR |
| 80 | Gillmore, Crockett | TE | 6-6 | 266 | 11/16/91 | 4 | Colorado State | Bushland, TX |
| 60 | Kublanow, Brandon | C | 6-2 | 300 | 4/5/95 | R | Georgia | Atlanta, GA |
| 38 | Langford, Jeremy (PS) | RB | 6-0 | 211 | 12/6/91 | 3 | Michigan State | Wayne, MI |
| 72 | Lewis, Alex | G/T | 6-6 | 315 | 4/21/92 | 2 | Nebraska | Tempe, AZ |
| 50 | McClellan, Albert | LB | 6-2 | 250 | 6/4/86 | 7 | Marshall | Lakeland, FL |
| 67 | Nembot, Stephane | T | 6-6 | 320 | 12/7/91 | 2 | Colorado | Douala, Cameroon |
| 27 | Price, Sheldon | CB | 6-2 | 198 | 3/26/91 | 2 | UCLA | La Puente, CA |
| 65 | Siragusa, Nico | G | 6-4 | 320 | 5/10/94 | R | San Diego State | San Diego, CA |
| 6 | White, Tim | WR | 5-10 | 181 | 7/15/94 | R | Arizona State | Los Angeles, CA |
| 39 | Woodhead, Danny | RB | 5-8 | 204 | 1/25/85 | 9 | Chadron State | North Platte, NE |
| 73 | Yanda, Marshal | G/T | 6-3 | 305 | 9/15/84 | 11 | Iowa | Anamosa, IA |
| 25 | Young, Tavon | CB | 5-9 | 177 | 3/14/94 | 2 | Temple | Oxon Hill, MD |



NUMERICAL ROSTER

As of Sept. 26

----- 2017 Games -----

| No. | Name | Pos. | Ht. | Wt. | Birthdate | Exp. | College | How Acq. | P | S | DNP | INA |
|-----|--------------------|-------|------|-----|-----------|------|-----------------------|---------------|---|---|-----|-----|
| 4 | Sam Koch | P | 6-1 | 222 | 8/13/82 | 12 | Nebraska | D6a '06 | 3 | 0 | 0 | 0 |
| 5 | Joe Flacco | QB | 6-6 | 245 | 1/16/85 | 10 | Delaware | D1 '08 | 3 | 3 | 0 | 0 |
| 9 | Justin Tucker | K | 6-1 | 183 | 11/21/89 | 6 | Texas | FA '12 | 3 | 0 | 0 | 0 |
| 10 | Chris Moore | WR/RS | 6-1 | 204 | 6/16/93 | 2 | Cincinnati | D4b '16 | 2 | 0 | 0 | 1 |
| 11 | Breshad Perriman | WR | 6-2 | 215 | 9/10/93 | 3 | Central Florida | D1 '15 | 3 | 0 | 0 | 0 |
| 12 | Michael Campanaro | WR/RS | 5-9 | 191 | 1/25/91 | 4 | Wake Forest | D7 '14 | 3 | 0 | 0 | 0 |
| 13 | Chris Matthews | WR | 6-5 | 241 | 10/6/89 | 3 | Kentucky | FA '15 | 3 | 0 | 0 | 0 |
| 15 | Ryan Mallett | QB | 6-6 | 250 | 6/5/88 | 7 | Arkansas | FA '15 | 1 | 0 | 2 | 0 |
| 17 | Mike Wallace | WR | 6-0 | 200 | 8/1/86 | 9 | Mississippi | FA '16 | 3 | 2 | 0 | 0 |
| 18 | Jeremy Maclin | WR | 6-0 | 198 | 5/11/88 | 9 | Missouri | FA '17 | 3 | 3 | 0 | 0 |
| 21 | Lardarius Webb | DB/RS | 5-10 | 185 | 10/12/85 | 9 | Nicholls State | D3 '09 | 3 | 2 | 0 | 0 |
| 22 | Jimmy Smith | CB | 6-2 | 210 | 7/26/88 | 7 | Colorado | D1 '11 | 3 | 3 | 0 | 0 |
| 23 | Tony Jefferson | S | 5-11 | 215 | 1/27/92 | 5 | Oklahoma | UFA (ARI) '17 | 3 | 3 | 0 | 0 |
| 24 | Brandon Carr | CB | 6-0 | 210 | 5/19/86 | 10 | Grand Valley State | UFA (DAL) '17 | 3 | 3 | 0 | 0 |
| 28 | Terrance West | RB | 5-10 | 225 | 1/28/91 | 4 | Towson | FA '15 | 3 | 3 | 0 | 0 |
| 29 | Marlon Humphrey | CB | 6-0 | 197 | 7/8/96 | R | Alabama | D1 '17 | 3 | 0 | 0 | 0 |
| 32 | Eric Weddle | S | 5-11 | 200 | 1/4/85 | 11 | Utah | UFA (SD) '16 | 3 | 3 | 0 | 0 |
| 33 | Tony McRae | CB | 5-10 | 185 | 5/3/93 | 1 | North Carolina A&T | FA '17 | 2 | 0 | 0 | 0 |
| 34 | Alex Collins | RB | 5-10 | 210 | 8/26/94 | 2 | Arkansas | FA '17 | 2 | 0 | 0 | 0 |
| 36 | Chuck Clark | S | 6-0 | 210 | 4/19/95 | R | Virginia Tech | D6 '17 | 3 | 0 | 0 | 0 |
| 37 | Javorius Allen | RB | 6-0 | 222 | 8/27/91 | 3 | Southern California | D4b '15 | 3 | 0 | 0 | 0 |
| 41 | Anthony Levine Sr. | DB/LB | 5-11 | 209 | 3/27/87 | 6 | Tennessee State | FA '12 | 3 | 0 | 0 | 0 |
| 42 | Patrick Ricard | DL/FB | 6-3 | 304 | 5/27/94 | R | Maine | FA '17 | 3 | 0 | 0 | 0 |
| 43 | Jaylen Hill | CB | 5-10 | 178 | 5/26/94 | R | Jacksonville State | FA '17 | 0 | 0 | 0 | 3 |
| 46 | Morgan Cox | LS | 6-4 | 235 | 4/26/86 | 8 | Tennessee | FA '10 | 3 | 0 | 0 | 0 |
| 48 | Patrick Onwuasor | ILB | 6-0 | 227 | 8/22/92 | 2 | Portland State | FA '16 | 3 | 0 | 0 | 0 |
| 51 | Kamalei Correa | LB | 6-3 | 241 | 4/27/94 | 2 | Boise State | D2 '16 | 3 | 2 | 0 | 0 |
| 54 | Tyus Bowser | OLB | 6-3 | 240 | 5/23/95 | R | Houston | D2 '17 | 3 | 0 | 0 | 0 |
| 55 | Terrell Suggs | OLB | 6-3 | 265 | 10/11/82 | 15 | Arizona State | D1a '03 | 3 | 3 | 0 | 0 |
| 56 | Tim Williams | OLB | 6-3 | 260 | 11/12/93 | R | Alabama | D3b '17 | 2 | 0 | 0 | 1 |
| 57 | C.J. Mosley | ILB | 6-2 | 250 | 6/19/92 | 4 | Alabama | D1 '14 | 3 | 3 | 0 | 0 |
| 61 | Luke Bowanko | C | 6-6 | 300 | 6/13/91 | 4 | Virginia | TR (JAX) '17 | 2 | 0 | 1 | 0 |
| 66 | Ryan Jensen | G/C | 6-4 | 319 | 5/27/91 | 4 | Colorado State-Pueblo | D6b '13 | 3 | 3 | 0 | 0 |
| 68 | Matt Skura | G/C | 6-3 | 313 | 2/17/93 | 1 | Duke | FA '16 | 1 | 1 | 0 | 0 |
| 69 | Willie Henry | DT | 6-3 | 308 | 3/20/94 | 2 | Michigan | D4d '16 | 1 | 0 | 0 | 2 |
| 70 | Tony Bergstrom | G/C | 6-5 | 315 | 8/6/86 | 6 | Utah | TR (ARI) '17 | 2 | 0 | 0 | 1 |
| 71 | Jermaine Eluemunor | G/T | 6-4 | 338 | 12/13/94 | R | Texas A&M | D5 '17 | 1 | 0 | 0 | 2 |
| 74 | James Hurst | G/T | 6-5 | 317 | 12/17/91 | 4 | North Carolina | FA '14 | 3 | 3 | 0 | 0 |
| 77 | Austin Howard | T | 6-7 | 330 | 3/22/87 | 8 | Northern Iowa | FA '17 | 3 | 3 | 0 | 0 |
| 78 | Dieugot Joseph | T | 6-6 | 300 | 3/21/94 | R | Florida International | FA '17 | 0 | 0 | 0 | 1 |
| 79 | Ronnie Stanley | T | 6-6 | 320 | 3/18/94 | 2 | Notre Dame | D1 '16 | 3 | 3 | 0 | 0 |
| 82 | Benjamin Watson | TE | 6-3 | 251 | 12/18/80 | 14 | Georgia | UFA (NO) '16 | 3 | 3 | 0 | 0 |
| 86 | Nick Boyle | TE | 6-4 | 270 | 2/17/93 | 3 | Delaware | D5a '15 | 3 | 2 | 0 | 0 |
| 87 | Maxx Williams | TE | 6-4 | 257 | 4/12/94 | 3 | Minnesota | D2 '15 | 2 | 2 | 0 | 1 |
| 88 | Vince Mayle | TE/WR | 6-2 | 247 | 6/12/91 | 2 | Washington State | WAV (DAL) '16 | 3 | 0 | 0 | 0 |
| 90 | Za'Darius Smith | OLB | 6-4 | 275 | 9/8/92 | 3 | Kentucky | D4a '15 | 2 | 1 | 0 | 1 |
| 92 | Bronson Kaufusi | DE | 6-6 | 285 | 7/6/91 | 2 | BYU | D3 '16 | 0 | 0 | 0 | 3 |
| 93 | Chris Wormley | DE | 6-5 | 300 | 10/25/93 | R | Michigan | D3a '17 | 0 | 0 | 0 | 3 |
| 94 | Carl Davis | DT | 6-5 | 321 | 3/2/92 | 3 | Iowa | D3 '15 | 3 | 0 | 0 | 0 |
| 96 | Brent Urban | DE | 6-7 | 300 | 5/5/91 | 4 | Virginia | D4a '14 | 3 | 3 | 0 | 0 |
| 97 | Michael Pierce | DT | 6-0 | 340 | 11/6/92 | 2 | Samford | FA '16 | 3 | 2 | 0 | 0 |
| 98 | Brandon Williams | DT | 6-1 | 340 | 2/21/89 | 5 | Missouri Southern St. | D3 '13 | 2 | 2 | 0 | 1 |
| 99 | Matthew Judon | OLB | 6-3 | 263 | 8/15/92 | 2 | Grand Valley State | D5 '16 | 3 | 2 | 0 | 0 |

Practice Squad

| | | | | | | | | | | | | |
|----|------------------|----|------|-----|----------|---|----------------------|--------|---|---|---|---|
| 7 | Josh Woodrum | QB | 6-3 | 231 | 11/7/92 | 1 | Liberty | FA '17 | 0 | 0 | 0 | 0 |
| 16 | Quincy Adebeyejo | WR | 6-3 | 197 | 5/26/95 | R | Mississippi | FA '17 | 0 | 0 | 0 | 0 |
| 31 | Ronald Martin | S | 6-2 | 220 | 2/26/93 | 2 | Louisiana State | FA '17 | 0 | 0 | 0 | 0 |
| 40 | Josh Thornton | CB | 5-11 | 185 | 11/24/92 | R | Southern Utah | FA '17 | 0 | 0 | 0 | 0 |
| 44 | Ricky Ortiz | FB | 6-0 | 233 | 4/15/94 | R | Oregon State | FA '17 | 0 | 0 | 0 | 0 |
| 45 | John Crockett | RB | 6-0 | 215 | 2/16/92 | 2 | North Dakota State | FA '17 | 0 | 0 | 0 | 0 |
| 47 | Boseko Lokombo | LB | 6-2 | 231 | 10/15/90 | R | Oregon | FA '17 | 0 | 0 | 0 | 0 |
| 59 | Nicholas Grigsby | LB | 6-2 | 230 | 7/2/92 | 2 | Pittsburgh | FA '17 | 0 | 0 | 0 | 0 |
| 62 | Arie Kouandjio | T | 6-5 | 316 | 4/23/92 | 3 | Alabama | FA '17 | 0 | 0 | 0 | 0 |
| 76 | Maurquice Shakir | G | 6-4 | 313 | 10/14/93 | R | Middle Tennessee St. | FA '17 | 0 | 0 | 0 | 0 |

Injured Reserve

| | | | | | | | | | | | | |
|----|----------------------|-----|------|-----|----------|----|-----------------|---------------|---|---|---|---|
| 6 | Tim White | WR | 5-10 | 181 | 7/15/94 | R | Arizona State | FA '17 | 0 | 0 | 0 | 0 |
| 25 | Tavon Young | CB | 5-9 | 177 | 3/14/94 | 2 | Temple | D4a '16 | 0 | 0 | 0 | 0 |
| 26 | Maurice Canady | CB | 6-1 | 193 | 5/26/94 | 2 | Virginia | D6b '16 | 0 | 0 | 0 | 0 |
| 27 | Sheldon Price | CB | 6-2 | 198 | 3/26/91 | 2 | UCLA | FA '15 | 0 | 0 | 0 | 1 |
| 30 | Kenneth Dixon | RB | 5-10 | 223 | 1/21/94 | 2 | Louisiana Tech | D4e '16 | 0 | 0 | 0 | 0 |
| 35 | Brandon Boykin | CB | 5-10 | 173 | 7/13/90 | 6 | Georgia | UFA (CHI) '17 | 0 | 0 | 0 | 0 |
| 38 | Jeremy Langford (PS) | RB | 6-0 | 211 | 12/6/91 | 3 | Michigan State | FA '17 | 0 | 0 | 0 | 0 |
| 39 | Danny Woodhead | RB | 5-8 | 204 | 1/25/85 | 9 | Chadron State | UFA (SD) '17 | 1 | 0 | 0 | 0 |
| 50 | Albert McClellan | LB | 6-2 | 250 | 6/4/86 | 7 | Marshall | FA '10 | 0 | 0 | 0 | 0 |
| 53 | Bam Bradley | ILB | 5-11 | 237 | 6/26/94 | R | Pittsburgh | FA '17 | 2 | 0 | 0 | 0 |
| 60 | Brandon Kublanow | C | 6-2 | 300 | 4/5/95 | R | Georgia | FA '17 | 0 | 0 | 0 | 0 |
| 65 | Nico Siragusa | G | 6-4 | 320 | 5/10/94 | R | San Diego State | D4 '17 | 0 | 0 | 0 | 0 |
| 67 | Stephane Nembot | T | 6-6 | 320 | 12/7/91 | 2 | Colorado | FA '16 | 0 | 0 | 0 | 0 |
| 72 | Alex Lewis | G/T | 6-6 | 315 | 4/21/92 | 2 | Nebraska | D4c '16 | 0 | 0 | 0 | 0 |
| 73 | Marshal Yanda | G/T | 6-3 | 305 | 9/15/84 | 11 | Iowa | D3b '07 | 2 | 2 | 0 | 0 |
| 80 | Crockett Gillmore | TE | 6-6 | 266 | 11/16/91 | 4 | Colorado State | D3b '14 | 0 | 0 | 0 | 0 |



POSITIONAL ROSTER

As of Sept. 26

QUARTERBACKS (2)

5 Flacco, JoeQB
15 Mallett, Ryan.QB

WIDE RECEIVERS (6)

10 Moore, Chris WR/RS
11 Perriman, Breshad WR
12 Campanaro, Michael. WR/RS
13 Matthews, Chris WR
17 Wallace, Mike WR
18 Maclin, Jeremy. WR

RUNNING BACKS (3)

28 West, Terrance RB
34 Collins, Alex RB
37 Allen, Javorius RB

TIGHT ENDS (4)

82 Watson, Benjamin TE
86 Boyle, Nick TE
87 Williams, Maxx. TE
88 Mayle, Vince TE

OFFENSIVE LINE (9)

61 Bowanko, Luke C
66 Jensen, Ryan G/C
68 Skura, Matt G/C
70 Bergstrom, Tony G
71 Eluemunor, Jermaine G/T
74 Hurst, James G/T
77 Howard, Austin T
78 Joseph, Dieugot T
79 Stanley, Ronnie T

SECONDARY (10)

21 Webb, Lardarius DB/RS
22 Smith, Jimmy CB
23 Jefferson, Tony. S
24 Carr, Brandon CB
29 Humphrey, Marlon. CB
32 Weddle, Eric S
33 McRae, Tony CB
36 Clark, Chuck S
41 Levine Sr., Anthony DB/LB
43 Hill, Jaylen CB

SPECIALISTS (3)

4 Koch, Sam P
9 Tucker, Justin. K
46 Cox, Morgan LS

LINEBACKERS (8)

48 Onwuasor, Patrick ILB
51 Correa, Kamalei LB
54 Bowser, Tyus OLB
55 Suggs, Terrell. OLB
56 Williams, Tim OLB
57 Mosley, C.J. ILB
90 Smith, Za'Darius OLB
99 Judon, Matthew OLB

DEFENSIVE LINE (8)

42 Ricard, Patrick DL/FB
69 Henry, Willie DT
92 Kaufusi, Bronson. DE
93 Wormley, Chris. DE
94 Davis, Carl DT
96 Urban, Brent DE
97 Pierce, Michael DT
98 Williams, Brandon DT

PRACTICE SQUAD (10)

7 Woodrum, Josh QB
16 Adeboyejo, Quincy WR
31 Martin, Ronald. S
40 Josh Thornton CB
44 Ortiz, Ricky. FB
47 Lokombo, Boseko LB
59 Grigsby, Nicholas LB
62 Kouandjio, Arie T
76 Shakir, Maurquice G

RESERVE / INJURED (16)

6 White, Tim WR
25 Young, Tavon. CB
26 Canady, Maurice. CB
27 Price, Sheldon CB
30 Dixon, Kenneth RB
35 Boykin, Brandon CB
38 Langford, Jeremy (practice squad). RB
39 Woodhead, Danny RB
50 McClellan, Albert LB
53 Bradley, Bam ILB
60 Kublanow, Brandon C
65 Siragusa, Nico G
67 Nembot, Stephane. T
72 Lewis, Alex G/T
73 Yanda, Marshal G/T
80 Gillmore, Crockett TE

2017 COACHING STAFF

John Harbaugh Head Coach
Jerry Rosburg Special Teams Coordinator / Associate Head Coach
Marty Mornhinweg Offensive Coordinator / Quarterbacks Coach
Dean Pees Defensive Coordinator
Richard Angulo Assistant Offensive Line
Juney Barnett Strength & Conditioning Coach
Andy Bischoff Offensive Assistant
Randy Brown Specialists Coach
Joe Cullen Defensive Line Coach
Joe D'Alessandris Offensive Line Coach
Bobby Engram Wide Receivers Coach

Thomas Hammock Running Backs Coach
Chris Hewitt Secondary Coach
Chris Horton Assistant Special Teams Coach
Mike Macdonald Defensive Backs Coach
Don Martindale Linebackers Coach
Greg Roman Senior Offensive Assistant / Tight Ends Coach
Steve Saunders. Director of Performance
Craig Ver Steeg. Offensive Assistant / Quarterbacks
Matt Weiss Offensive Assistant
Drew Wilkins Assistant Defensive Line Coach



DEPTH CHART

Updated by Ravens PR staff on Sept. 26

OFFENSE

| | | | | | | |
|----|----|------------------|-----------|---------------------------|-----------|-----------------------|
| WR | 11 | Breshad Perriman | 12 | Michael Campanaro | | |
| WR | 17 | Mike Wallace | 10 | Chris Moore | | |
| WR | 18 | Jeremy Maclin | 13 | Chris Matthews | | |
| LT | 79 | Ronnie Stanley | 74 | James Hurst | | |
| LG | 74 | James Hurst | 70 | Tony Bergstrom | | |
| C | 66 | Ryan Jensen | 61 | Luke Bowanko | | |
| RG | 68 | Matt Skura | <u>71</u> | <u>Jermaine Eluemunor</u> | | |
| RT | 77 | Austin Howard | 74 | James Hurst | <u>78</u> | <u>Dieugot Joseph</u> |
| TE | 82 | Benjamin Watson | 86 | Nick Boyle | 87 | Maxx Williams |
| QB | 5 | Joe Flacco | 15 | Ryan Mallett | | 88 Vince Mayle |
| RB | 28 | Terrance West | 37 | Javorius Allen | 34 | Alex Collins |

DEFENSE

| | | | | | | |
|------|----|-------------------|-----------|------------------------|-----------|-----------------------|
| DT | 98 | Brandon Williams* | 69 | Willie Henry | <u>93</u> | <u>Chris Wormley</u> |
| NT | 97 | Michael Pierce | 94 | Carl Davis | <u>42</u> | <u>Patrick Ricard</u> |
| DE | 96 | Brent Urban | 92 | Bronson Kaufusi | | |
| RUSH | 55 | Terrell Suggs | 90 | Za'Darius Smith | <u>56</u> | <u>Tim Williams</u> |
| MLB | 57 | C.J. Mosley | 48 | Patrick Onwuasor | | |
| WLB | 51 | Kamalei Correa | 48 | Patrick Onwuasor | | |
| SLB | 99 | Matthew Judon | <u>54</u> | <u>Tyus Bowser</u> | | |
| LCB | 24 | Brandon Carr | <u>29</u> | <u>Marlon Humphrey</u> | <u>33</u> | <u>Tony McRae</u> |
| SS | 23 | Tony Jefferson | 41 | Anthony Levine Sr. | | |
| FS | 32 | Eric Weddle | 21 | Lardarius Webb | <u>36</u> | <u>Chuck Clark</u> |
| RCB | 22 | Jimmy Smith | <u>43</u> | <u>Jaylen Hill*</u> | | |

SPECIAL TEAMS

| | | | | | | |
|-----|----|-------------------|----|-------------------|----|-------------|
| P | 4 | Sam Koch | | | | |
| K | 9 | Justin Tucker | | | | |
| H | 4 | Sam Koch | | | | |
| LS | 46 | Morgan Cox | | | | |
| KOR | 34 | Alex Collins | 12 | Michael Campanaro | 10 | Chris Moore |
| PR | 12 | Michael Campanaro | 21 | Lardarius Webb | | |

Missed Previous Game w/ Injury*

Rookies Underlined

PRONUNCIATION GUIDE

PLAYERS: Quincy Adebayo (add-ah-BOY-joe); Javorius Allen (juh-VAR-us); Luke Bowanko (boh-WAIN-koh); Michael Campanaro (camp-ah-NAIR-oh); Maurice Canady (CAN-uh-dee); Kamalei Correa (KAH-mah-lay, corr-A-uh); Jermaine Eluemunor (EE-lew-mun-or); Dieugot Joseph (jeh-GO); Bronson Kaufusi (cow-FOO-see); Sam Koch (Cook); Anthony Levine Sr. (luh-VEEN); Boseko Lokombo (bo-SAY-ko, LO-kom-bo); Stephane Nembot (steff-ON, NAME-bot); Patrick Onwuasor (o-WAH-so); Za'Darius Smith (zuh-DARE-ee-us); Lardarius Webb (lahr-DARE-ee-us); Marshal Yanda (YAWN-da); Tavon Young (TAY-von); **COACHES:** Richard Angulo (an-GOO-low); Andy Bischoff (BISH-off); Joe D'Alessandris (dell-ah-SAN-dress); Marty Mornhinweg (MORNING-wig); Craig Ver Steeg (ver-STEGG)



HOW THE RAVENS ARE BUILT

BY YEAR SIGNED

| YEAR | PLAYER | ACQ. |
|------|---|---|
| 2003 | OLB Terrell Suggs | D1a |
| 2006 | P Sam Koch | D6a |
| 2007 | <i>G/T Marshal Yanda [Injured Reserve]</i> | D3b |
| 2008 | QB Joe Flacco | D1 |
| 2009 | DB Lardarius Webb | D3 |
| 2010 | LS Morgan Cox <i>LB Albert McClellan [Injured Reserve]</i> | RFA RFA |
| 2011 | CB Jimmy Smith | D1 |
| 2012 | DB/LB Anthony Levine Sr. K Justin Tucker | FA RFA |
| 2013 | G/C Ryan Jensen DT Brandon Williams | D6b D3 |
| 2014 | WR/RS Michael Campanaro <i>TE Crockett Gillmore [Injured Reserve]</i> OL James Hurst LB C.J. Mosley DE Brent Urban | D7 D3b RFA D1 D4a |
| 2015 | RB Javorius Allen TE Nick Boyle DT Carl Davis QB Ryan Mallett WR Chris Matthews WR Breshad Perriman <i>CB Sheldon Price [Injured Reserve]</i> OLB Za'Darius Smith RB Terrance West TE Maxx Williams | D4b D5a D3 FA FA D1 FA D4a FA D2 |
| 2016 | <i>CB Maurice Canady [Injured Reserve]</i> OLB Kamalei Correa RB Kenneth Dixon <i>[Injured Reserve]</i> DT Willie Henry OLB Matthew Judon DE Bronson Kaufusi <i>G/T Alex Lewis [Injured Reserve]</i> TE Vince Mayle WR Chris Moore <i>T Stephane Nembot [Injured Reserve]</i> ILB Patrick Onwuasor DT Michael Pierce G/C Matt Skura T Ronnie Stanley WR Mike Wallace TE Benjamin Watson S Eric Weddle <i>CB Tavon Young [Injured Reserve]</i> | D6b D2 D4e D4d D5 D3 D4c WA (Dal.) D4b RFA RFA RFA FA D1 FA UFA (NO) UFA (SD) D4a |
| 2017 | G Tony Bergstrom C Luke Bowanko OLB Tyus Bowser <i>CB Brandon Boykin [Injured Reserve]</i> <i>LB Bam Bradley [Injured Reserve]</i> CB Brandon Carr S Chuck Clark RB Alex Collins G Jermaine Eluemunor CB Jaylen Hill T Austin Howard CB Marlon Humphrey S Tony Jefferson T Dieugot Joseph <i>G/C Brandon Kublanow [Injured Reserve]</i> WR Jeremy Maclin CB Tony McRae FB/DL Patrick Ricard <i>G Nice Siragusa [Injured Reserve]</i> <i>WR Tim White [Injured Reserve]</i> OLB Tim Williams <i>RB Danny Woodhead [Injured Reserve]</i> DE Chris Wormley | TR (Ari.) TR (Jax.) D2 UFA (Chi.) RFA UFA (Dal.) D6 FA D5 RFA FA D1 UFA (Ari.) FA RFA FA RFA D4 RFA D3b UFA (SD) D3a |

BY DRAFT ROUND

| 1st ROUND (9) | TEAM | YEAR |
|---|--------------|-------------|
| OLB Terrell Suggs | Baltimore | 2003 (10th) |
| TE Benjamin Watson | New England | 2004 (32nd) |
| QB Joe Flacco | Baltimore | 2008 (18th) |
| WR Jeremy Maclin | Philadelphia | 2009 (19th) |
| CB Jimmy Smith | Baltimore | 2011 (27th) |
| LB C.J. Mosley | Baltimore | 2014 (17th) |
| WR Breshad Perriman | Baltimore | 2015 (26th) |
| T Ronnie Stanley | Baltimore | 2016 (6th) |
| CB Marlon Humphrey | Baltimore | 2017 (16th) |
| 2nd ROUND (4) | | |
| S Eric Weddle | San Diego | 2007 |
| TE Maxx Williams | Baltimore | 2015 |
| OLB Kamalei Correa | Baltimore | 2016 |
| OLB Tyus Bowser | Baltimore | 2017 |
| 3rd ROUND (11) | | |
| <i>G/T Marshal Yanda [Injured Reserve]</i> | Baltimore | 2007 |
| WR Mike Wallace | Pittsburgh | 2009 |
| CB/RS Lardarius Webb | Baltimore | 2009 |
| QB Ryan Mallett | New England | 2011 |
| G Tony Bergstrom | Oakland | 2012 |
| DT Brandon Williams | Baltimore | 2013 |
| <i>TE Crockett Gillmore [Injured Reserve]</i> | Baltimore | 2014 |
| RB Terrance West | Cleveland | 2014 |
| DT Carl Davis | Baltimore | 2015 |
| DE Bronson Kaufusi | Baltimore | 2016 |
| DE Chris Wormley | Baltimore | 2017 |
| OLB Tim Williams | Baltimore | 2017 |
| 4th ROUND (7) | | |
| <i>CB Brandon Boykin [Injured Reserve]</i> | Philadelphia | 2012 |
| DE Brent Urban | Baltimore | 2014 |
| RB Javorius Allen | Baltimore | 2015 |
| TE Vince Mayle | Cleveland | 2015 |
| OLB Za'Darius Smith | Baltimore | 2015 |
| DT Willie Henry | Baltimore | 2016 |
| <i>RB Kenneth Dixon [Injured Reserve]</i> | Baltimore | 2016 |
| <i>G/T Alex Lewis [Injured Reserve]</i> | Baltimore | 2016 |
| WR Chris Moore | Baltimore | 2016 |
| <i>CB Tavon Young [Injured Reserve]</i> | Baltimore | 2016 |
| <i>G Nico Siragusa [Injured Reserve]</i> | Baltimore | 2017 |
| 5th ROUND (5) | | |
| CB Brandon Carr | Kansas City | 2008 |
| TE Nick Boyle | Baltimore | 2015 |
| RB Alex Collins | Seattle | 2016 |
| OLB Matthew Judon | Baltimore | 2016 |
| G Jermaine Eluemunor | Baltimore | 2017 |
| 6th ROUND (4) | | |
| P Sam Koch | Baltimore | 2006 |
| OL Ryan Jensen | Baltimore | 2013 |
| C Luke Bowanko | Jacksonville | 2014 |
| <i>CB Maurice Canady [Injured Reserve]</i> | Baltimore | 2016 |
| S Chuck Clark | Baltimore | 2017 |
| 7th ROUND (1) | | |
| WR/RS Michael Campanaro | Baltimore | 2014 |
| UNDRAFTED (14) | | |
| <i>RB Danny Woodhead [Injured Reserve]</i> | NY Jets | 2009 |
| LS Morgan Cox | Baltimore | 2010 |
| DB Anthony Levine Sr. | Green Bay | 2010 |
| T Austin Howard | Philadelphia | 2010 |
| <i>LB Albert McClellan [Injured Reserve]</i> | Baltimore | 2010 |
| WR Chris Matthews | Cleveland | 2011 |
| K Justin Tucker | Baltimore | 2012 |
| S Tony Jefferson | Arizona | 2013 |
| <i>CB Sheldon Price [Injured Reserve]</i> | Indianapolis | 2013 |
| OL James Hurst | Baltimore | 2014 |
| CB Tony McRae | Oakland | 2016 |
| <i>T Stephane Nembot [Injured Reserve]</i> | Baltimore | 2016 |
| ILB Patrick Onwuasor | Baltimore | 2016 |
| DT Michael Pierce | Baltimore | 2016 |
| G/C Matt Skura | Baltimore | 2016 |
| <i>LB Bam Bradley [Injured Reserve]</i> | Baltimore | 2017 |
| CB Jaylen Hill | Baltimore | 2017 |
| T Dieugot Joseph | Chicago | 2017 |
| <i>G/C Brandon Kublanow [Injured Reserve]</i> | Baltimore | 2017 |
| FB/DL Patrick Ricard | Baltimore | 2017 |
| <i>WR Tim White [Injured Reserve]</i> | Baltimore | 2017 |



PARTICIPATION CHART

| Player | REGULAR SEASON TOTALS | | | | | | | | | | | | | GAMES PLAYED | GAMES STARTED | DID NOT PLAY | INACTIVE | | | |
|---------------------|-----------------------|---------------|---------------|---------------|--------------|----------------|---------------|----------------|--------------|-------------|----------------|---------------|---------------|--------------|---------------|--------------|----------|---------------|----------------|----------------|
| | 9/10 at Cin. | 9/17 vs. Cle. | 9/24 at Jax.* | 10/1 vs. Pit. | 10/8 at Oak. | 10/15 vs. Chi. | 10/22 at Min. | 10/26 vs. Mia. | 11/5 at Ten. | 11/19 at GB | 11/27 vs. Hou. | 12/3 vs. Det. | 12/10 at Pit. | | | | | 12/17 at Cle. | 12/23 vs. Ind. | 12/31 vs. Cin. |
| Adeboyejo, Quincy | PS | PS | PS | | | | | | | | | | | | | | 0 | 0 | 0 | 0 |
| Allen, Javorius | X | X | X | | | | | | | | | | | | | | 3 | 0 | 0 | 0 |
| Bergstrom, Tony | X | X | INA | | | | | | | | | | | | | | 2 | 0 | 0 | 1 |
| Bowanko, Luke | X | X | DNP | | | | | | | | | | | | | | 2 | 0 | 1 | 0 |
| Bowser, Tyus | X | X | X | | | | | | | | | | | | | | 3 | 0 | 0 | 0 |
| Boykin, Brandon | IR | IR | IR | | | | | | | | | | | | | | 0 | 0 | 0 | 0 |
| Boyle, Nick | TE | X | TE | | | | | | | | | | | | | | 3 | 2 | 0 | 0 |
| Bradley, Bam | X | X | IR | | | | | | | | | | | | | | 2 | 0 | 0 | 0 |
| Campanaro, Michael | X | X | X | | | | | | | | | | | | | | 3 | 0 | 0 | 0 |
| Canady, Maurice | IR | IR | IR | | | | | | | | | | | | | | 0 | 0 | 0 | 0 |
| Carr, Brandon | LCB | LCB | LCB | | | | | | | | | | | | | | 3 | 3 | 0 | 0 |
| Clark, Chuck | X | X | X | | | | | | | | | | | | | | 3 | 0 | 0 | 0 |
| Collins, Alex | PS | X | X | | | | | | | | | | | | | | 2 | 0 | 0 | 0 |
| Correa, Kamalei | WLB | WLB | X | | | | | | | | | | | | | | 3 | 2 | 0 | 0 |
| Cox, Morgan | X | X | X | | | | | | | | | | | | | | 3 | 0 | 0 | 0 |
| Crockett, John | NOR | NOR | PS | | | | | | | | | | | | | | 0 | 0 | 0 | 0 |
| Davis, Carl | X | X | X | | | | | | | | | | | | | | 3 | 0 | 0 | 0 |
| Dixon, Kenneth | IR | IR | IR | | | | | | | | | | | | | | 0 | 0 | 0 | 0 |
| Eluemunor, Jermaine | INA | INA | X | | | | | | | | | | | | | | 1 | 0 | 0 | 2 |
| Flacco, Joe | QB | QB | QB | | | | | | | | | | | | | | 3 | 3 | 0 | 0 |
| Gillmore, Crockett | IR | IR | IR | | | | | | | | | | | | | | 0 | 0 | 0 | 0 |
| Grigsby, Nicholas | NOR | NOR | PS | | | | | | | | | | | | | | 0 | 0 | 0 | 0 |
| Henry, Willie | INA | INA | X | | | | | | | | | | | | | | 1 | 0 | 0 | 2 |
| Hill, Jaylen | INA | INA | INA | | | | | | | | | | | | | | 0 | 0 | 0 | 3 |
| Howard, Austin | RT | RT | RT | | | | | | | | | | | | | | 3 | 3 | 0 | 0 |
| Humphrey, Marlon | X | X | X | | | | | | | | | | | | | | 3 | 0 | 0 | 0 |
| Hurst, James | LG | LG | LG | | | | | | | | | | | | | | 3 | 3 | 0 | 0 |
| Jefferson, Tony | SS | SS | SS | | | | | | | | | | | | | | 3 | 3 | 0 | 0 |
| Jensen, Ryan | C | C | C | | | | | | | | | | | | | | 3 | 3 | 0 | 0 |
| Joseph, Dieugot | NOR | NOR | INA | | | | | | | | | | | | | | 0 | 0 | 0 | 1 |
| Judon, Matthew | SLB | SLB | X | | | | | | | | | | | | | | 3 | 2 | 0 | 0 |
| Kaufusi, Bronson | INA | INA | INA | | | | | | | | | | | | | | 0 | 0 | 0 | 3 |
| Koch, Sam | X | X | X | | | | | | | | | | | | | | 3 | 0 | 0 | 0 |
| Kouandjio, Arie | NOR | NOR | PS | | | | | | | | | | | | | | 0 | 0 | 0 | 0 |
| Kublanow, Brandon | IR | IR | IR | | | | | | | | | | | | | | 0 | 0 | 0 | 0 |
| Langford, Jeremy | PS | NOR | IR | | | | | | | | | | | | | | 0 | 0 | 0 | 0 |
| Levine Sr., Anthony | X | X | X | | | | | | | | | | | | | | 3 | 0 | 0 | 0 |
| Lewis, Alex | IR | IR | IR | | | | | | | | | | | | | | 0 | 0 | 0 | 0 |
| Lokombo, Boseko | PS | PS | PS | | | | | | | | | | | | | | 0 | 0 | 0 | 0 |
| Maclin, Jeremy | WR | WR | WR | | | | | | | | | | | | | | 3 | 3 | 0 | 0 |
| Malleck, Ryan | PS | NOR | NOR | | | | | | | | | | | | | | 0 | 0 | 0 | 0 |
| Mallett, Ryan | DNP | DNP | X | | | | | | | | | | | | | | 1 | 0 | 2 | 0 |
| Martin, Ronald | NOR | NOR | PS | | | | | | | | | | | | | | 0 | 0 | 0 | 0 |
| Matthews, Chris | X | X | X | | | | | | | | | | | | | | 3 | 0 | 0 | 0 |
| Mayle, Vince | X | X | X | | | | | | | | | | | | | | 3 | 0 | 0 | 0 |
| McClellan, Albert | IR | IR | IR | | | | | | | | | | | | | | 0 | 0 | 0 | 0 |
| McRae, Tony | PS | X | X | | | | | | | | | | | | | | 2 | 0 | 0 | 0 |
| Moore, Chris | X | INA | X | | | | | | | | | | | | | | 2 | 0 | 0 | 1 |
| Mosley, C.J. | MLB | MLB | MLB | | | | | | | | | | | | | | 3 | 3 | 0 | 0 |
| Nembot, Stephane | IR | IR | IR | | | | | | | | | | | | | | 0 | 0 | 0 | 0 |
| Onwuasor, Patrick | X | X | WLB | | | | | | | | | | | | | | 3 | 1 | 0 | 0 |
| Ortiz, Ricky | PS | PS | PS | | | | | | | | | | | | | | 0 | 0 | 0 | 0 |
| Perriman, Breshad | X | X | X | | | | | | | | | | | | | | 3 | 0 | 0 | 0 |
| Pierce, Michael | NT | X | DT | | | | | | | | | | | | | | 3 | 2 | 0 | 0 |
| Porter, Reggie | PS | PS | NOR | | | | | | | | | | | | | | 0 | 0 | 0 | 0 |
| Price, Sheldon | INA | IR | IR | | | | | | | | | | | | | | 0 | 0 | 0 | 1 |
| Ricard, Patrick | X | X | X | | | | | | | | | | | | | | 3 | 0 | 0 | 0 |
| Shakir, Maurquice | PS | PS | PS | | | | | | | | | | | | | | 0 | 0 | 0 | 0 |
| Siragusa, Nico | IR | IR | IR | | | | | | | | | | | | | | 0 | 0 | 0 | 0 |
| Skura, Matt | PS | PS | RG | | | | | | | | | | | | | | 1 | 1 | 0 | 0 |
| Smith, Jimmy | RCB | RCB | RCB | | | | | | | | | | | | | | 3 | 3 | 0 | 0 |
| Smith, Za'Darius | X | INA | SLB | | | | | | | | | | | | | | 2 | 1 | 0 | 1 |
| Stanley, Ronnie | LT | LT | LT | | | | | | | | | | | | | | 3 | 3 | 0 | 0 |
| Suggs, Terrell | RUSH | RUSH | RUSH | | | | | | | | | | | | | | 3 | 3 | 0 | 0 |
| Tucker, Justin | X | X | X | | | | | | | | | | | | | | 3 | 0 | 0 | 0 |
| Thornton, Josh | NOR | NOR | PS | | | | | | | | | | | | | | 0 | 0 | 0 | 0 |
| Urban, Brent | DE | DE | DE | | | | | | | | | | | | | | 3 | 3 | 0 | 0 |
| Wallace, Mike | X | WR | WR | | | | | | | | | | | | | | 3 | 2 | 0 | 0 |
| Watson, Benjamin | TE | TE | TE | | | | | | | | | | | | | | 3 | 3 | 0 | 0 |
| Webb, Lardarius | X | DB | DB | | | | | | | | | | | | | | 3 | 2 | 0 | 0 |
| Weddle, Eric | FS | FS | FS | | | | | | | | | | | | | | 3 | 3 | 0 | 0 |
| West, Terrance | RB | RB | RB | | | | | | | | | | | | | | 3 | 3 | 0 | 0 |
| White, Tim | IR | IR | IR | | | | | | | | | | | | | | 0 | 0 | 0 | 0 |
| Williams, Brandon | DT | DT | INA | | | | | | | | | | | | | | 2 | 2 | 0 | 1 |
| Williams, Maxx | TE | TE | INA | | | | | | | | | | | | | | 2 | 2 | 0 | 1 |
| Williams, Tim | INA | X | X | | | | | | | | | | | | | | 2 | 0 | 0 | 1 |
| Woodhead, Danny | X | IR | IR | | | | | | | | | | | | | | 1 | 0 | 0 | 0 |
| Woodrum, Josh | NOR | PS | PS | | | | | | | | | | | | | | 0 | 0 | 0 | 0 |
| Wormley, Chris | INA | INA | INA | | | | | | | | | | | | | | 0 | 0 | 0 | 3 |
| Yanda, Marshal | RG | RG | IR | | | | | | | | | | | | | | 2 | 0 | 0 | 0 |
| Young, Tavon | IR | IR | IR | | | | | | | | | | | | | | 0 | 0 | 0 | 0 |

Position in Caps = Starter; X = Played/Substituted; IR = Injured Reserve; NOR = Not on Roster; PS = Practice Squad
 *Game Played in London

2017 TRANSACTIONS

- **Jan. 2:** Signed WR Kenny Bell, G Jarell Broxton, RB Stephen Houston, G Jarrod Pughsley, C Matt Skura and QB Dustin Vaughan to reserve future contracts.
- **Jan. 4:** Signed CB Robertson Daniel to a reserve future contract.
- **Jan. 31:** Signed DB Otha Foster and LB Boseko Lokombo to reserve future contracts.
- **March 7:** Terminated the contracts of vested veterans S Kendrick Lewis and CB Shareece Wright.
- **March 8:** Terminated the contract of vested veteran OLB Elvis Dumervil.
- **March 10:** Terminated the contract of vested veteran DB Lardarius Webb; Signed unrestricted free agents **S Tony Jefferson** and **RB Danny Woodhead**.
- **Marh 13:** Re-signed unrestricted free agents DB/LB Anthony Levine Sr. and NT Brandon Williams.
- **March 15:** Re-signed unrestricted free agent QB Ryan Mallett; Traded C Jeremy Zuttah and a 2017 sixth-round pick (198th overall) to San Francisco in exchange for a for a 2017 sixth-round choice (186th overall).
- **March 20:** Signed unrestricted free agent **CB Brandon Carr**.
- **April 4:** Traded DT Timmy Jernigan and the 99th-overall selection (a third-round compensatory choice) in the 2017 NFL Draft to the Philadelphia Eagles in exchange for the 74th pick in the 2017 draft.
- **April 6:** Re-signed restricted free agent WR/RS Michael Campanaro.
- **April 11:** Re-signed free agent DB Lardarius Webb.
- **April 19:** Re-signed restricted free agents T James Hurst and G/C Ryan Jensen; Re-signed exclusive rights free agent WR Chris Matthews.
- **April 25:** Re-signed exclusive rights free agent OLB Brennen Beyer.
- **April 26:** Re-signed exclusive rights free agents WR/RS Keenan Reynolds and G De'Ondre Wesley.
- **May: 2** Waived LB Cavellis Luckett; Signed 2017 NFL Draft choices **OLB Tyus Bowser**, **S Chuck Clark**, **G/T Jermaine Eluemunor**, **CB Marlon Humphrey** and **G Nico Siragusa**; Signed undrafted rookie free agents **P Kenny Allen**, **WR Quincy Adebeyejo**, **WR C.J. Board**, **ILB Bam Bradley**, **DE Omarius Bryant**, **CB Carlos Davis**, **S Daniel Henry**, **C Brandon Kublanow**, **RB Taquan Mizzell**, **FB Ricky Ortiz**, **WR Tim Patrick**, **ILB Donald Payne**, **DE Patrick Ricard**, **G Maurquice Shakir**, **QB Zach Terrell** and **WR Tim White**.
- **May 8:** Re-signed restricted free agent RB Terrance West and exclusive rights free agent CB Sheldon Price; Waived DE Omarius Bryant, RB Stephen Houston and QB Zach Terrell.
- **May 9:** Re-signed exclusive rights free agent LB Patrick Onwuasor.
- **May 12:** Re-signed exclusive rights free agent LB Lamar Louis.
- **May 15:** Signed undrafted rookie free agents **LB Randy Allen**, **WR Aaron Bailey**, **CB Jaylen Hill** and **T Roubbens Joseph**.
- **May 18:** Signed 2017 NFL Draft choices **OLB Tim Williams** and **DE Chris Wormley**.
- **June 5:** Terminated the contract of vested veteran (failed physical) CB Kyle Arrington; Signed free agent **CB Brandon Boykin** and **Al-Hajj Shabazz**.
- **June 6:** Waived (injured) CB Carlos Davis, who reverted to Injured Reserve; Signed free agent **TE Ryan Malleck**.
- **June 7:** Terminated the contract of vested veteran TE Dennis Pitta (injury waiver); Signed free agent **TE Barrett Burns**.
- **June 8:** Waived (injury settlement) CB Carlos Davis.
- **June 13:** Waived TE Barrett Burns; Signed free agent **WR Jeremy Maclin**.
- **July 19:** Placed WR Aaron Bailey and DE Patrick Ricard on Active/Physically Unable to Perform; Waived (injured) DB Daniel Henry, who reverted to Injured Reserve.
- **July 21:** Placed WR/RS Michael Campanaro and CB Tavon Young on Active/Physically Unable to Perform; Waived (injured) WR Aaron Bailey, who reverted to Injured Reserve; Signed free agents **CB Reggie Porter** and **WR Griff Whalen**.
- **July 24:** Waived (injury settlement) DB Daniel Henry.
- **July 26:** Signed free agent **RB Bobby Rainey**; Activated DE Patrick Ricard from Active/Physically Unable to Perform.
- **July 28:** Placed G/C John Urschel on the Exempt/Left Squad list; Signed free agent **QB David Olson**; Waived (injury settlement) WR Aaron Bailey.
- **July 30:** Waived WR Tim Patrick and signed free agent **TE Larry Donnell**.
- **July 31:** Waived QB David Olson and signed free agent **QB Josh Woodrum**; Activated WR/RS Michael Campanaro from Active Physically Unable to Perform.
- **Aug. 4:** Waived (injured) C Brandon Kublanow and signed rookie free agent **C Derrick Nelson**; Waived (injured) TE Crockett Gillmore and signed free agent **T Austin Howard**; Gillmore and Kublanow both reverted to Injured Reserve.
- **Aug. 7:** Waived (injured) CB Al-Hajj Shabazz, who reverted to Injured Reserve but then reached an injury settlement, and signed free agent **CB Trevin Wade**.
- **Aug. 14:** Waived QB Dustin Vaughn and signed free agent **QB Thaddeus Lewis**.
- **Aug. 18:** Waived (injured) WR Kenny Bell, who later reached an injury settlement, and re-signed **G/C Jeremy Zuttah**.
- **Aug. 20:** Waived LB Lamar Louis.
- **Aug. 28:** Signed **LS Taybor Pepper**.
- **Sept. 1:** Waived the following players: P/K Kenny Allen, LB Randy Allen, WR C.J. Board, G Jarrell Broxton, DB Otha Foster, T Roubbens Joseph, C Derrick Nelson, LS Taybor Pepper, G Jarrod Pughsley, WR/RS Keenan Reynolds, FB/RB Lorenzo Taliaferro and G/T De'Ondre Wesley; Terminated the contracts of vested veterans: TE Larry Donnell, QB Thaddeus Lewis, RB Bobby Rainey CB Trevin Wade, WR Griff Whalen and G/C Jeremy Zuttah; Placed RB Kenneth Dixon, G/T Alex Lewis, LB Albert McClellan, G Nico Siragusa, WR Tim White and CB Tavon Young on Injured Reserve; Traded a 2018 conditional seventh-round pick to Arizona in exchange for G/C Tony Bergstrom.
- **Sept. 2:** Waived the following players: WR Quincy Adebeyejo, LB Boseko Lokombo, TE Ryan Malleck, WR Chris Matthews, RB Taquan Mizzell, FB Ricky Ortiz, ILB Donald Payne, CB Reggie Porter, G Maurquice Shakir, G/C Matt Skura and QB Josh Woodrum; Waived (injured) OLB Brennen Beyer, CB Robertson Daniel and T Stephane Nembot (who all revert to Injured Reserve); Placed CB Brandon Boykin on Injured Reserve; Traded an undisclosed draft pick to Jacksonville in exchange for C Luke Bowanko.
- **Sept. 3:** Signed the following players to the practice squad: WR Quincy Adebeyejo, LB Boseko Lokombo, TE Ryan Malleck, FB Ricky Ortiz, CB Reggie Porter and G Maurquice Shakir.
- **Sept. 4:** Placed CB Maurice Canady on Injured Reserve; Re-signed WR Chris Matthews.
- **Sept. 5:** Signed **RB Alex Collins**, **CB Tony McRae** and G/C Matt Skura to the practice squad.
- **Sept. 6:** Reached an injury settlement with OLB Brennen Beyer.
- **Sept. 7** Reached an injury settlement with CB Robertson Daniel.
- **Sept. 12:** Waived TE Ryan Malleck from the practice squad and re-signed QB Josh Woodrum to the practice squad.
- **Sept. 14:** Placed RB Danny Woodhead on Injured Reserve and signed RB Jeremy Langford from the practice squad to the active roster.
- **Sept. 17:** Placed CB Sheldon Price on Injured Reserve and waived RB Jeremy Langford; Signed Alex Collins and CB Tony McRae from the practice squad to the 53-man roster.
- **Sept. 18:** Signed **S Ronald Martin** to the practice squad.
- **Sept. 19:** Placed LB Bam Bradley and G Marshal Yanda on Injured Reserve; Signed G/C Matt Skura from the practice squad and **T Dieugot Joseph** off Chicago's practice squad to the 53-man roster; Re-signed RB Jeremy Langford to the practice squad; Signed **LB Nicholas Grigsby** and **G Arie Kouandjio** to the practice squad.
- **Sept. 20:** Signed **CB Josh Thornton** to the practice squad after CB Reggie Porter was signed to Cleveland's active roster.
- **Sept. 21:** Placed RB Jeremy Langford on Practice Squad Injured Reserve and signed **RB John Crockett** to the practice squad.

(Bold denotes first time player has joined the Ravens.)



GAME-BY-GAME STARTERS

OFFENSE

| GAME | WR | LT | LG | C | RG | RT | TE | WR | QB | RB | WR | OTER |
|--------------------------|--------|---------|-------|--------|--------------|--------|--------|---------|--------|------|------------|------------------|
| Sept. 10 at Cincinnati | Maclin | Stanley | Hurst | Jensen | Yanda | Howard | Watson | n/a | Flacco | West | Boyle (TE) | M. Williams (TE) |
| Sept. 17 vs. Cleveland | Maclin | Stanley | Hurst | Jensen | Yanda | Howard | Watson | Wallace | Flacco | West | n/a | M. Williams (TE) |
| Sept. 24 at Jacksonville | Maclin | Stanley | Hurst | Jensen | Skura | Howard | Watson | Wallace | Flacco | West | n/a | Boyle (TE) |
| Oct. 1 vs. Pittsburgh | | | | | | | | | | | | |
| Oct. 8 at Oakland | | | | | | | | | | | | |
| Oct. 15 vs. Chicago | | | | | | | | | | | | |
| Oct. 22 at Minnesota | | | | | | | | | | | | |
| Oct. 26 vs. Miami | | | | | | | | | | | | |
| Nov. 5 at Tennessee | | | | | | | | | | | | |
| Nov. 19 at Green Bay | | | | | | | | | | | | |
| Nov. 27 vs. Houston | | | | | | | | | | | | |
| Dec. 3 vs. Detroit | | | | | | | | | | | | |
| Dec. 10 at Pittsburgh | | | | | | | | | | | | |
| Dec. 17 at Cleveland | | | | | | | | | | | | |
| Dec. 23 vs. Indianapolis | | | | | | | | | | | | |
| Dec. 31 vs. Cincinnati | | | | | | | | | | | | |

DEFENSE

| GAME | DT | DE | NT | SAM | MIKE | WILL | RUSH | RCB | LCB | SS | FS | OTHER |
|--------------------------|-------------|-------|--------|--------------|--------|----------|-------|----------|---------|-----------|--------|-----------|
| Sept. 10 at Cincinnati | B. Williams | Urban | Pierce | Judon | Mosley | Correa | Suggs | J. Smith | B. Carr | Jefferson | Weddle | |
| Sept. 17 vs. Cleveland | B. Williams | Urban | n/a | Judon | Mosley | Correa | Suggs | J. Smith | B. Carr | Jefferson | Weddle | Webb (DB) |
| Sept. 24 at Jacksonville | Pierce | Urban | n/a | Z. Smith | Mosley | Onwuasor | Suggs | J. Smith | B. Carr | Jefferson | Weddle | Webb (DB) |
| Oct. 1 vs. Pittsburgh | | | | | | | | | | | | |
| Oct. 8 at Oakland | | | | | | | | | | | | |
| Oct. 15 vs. Chicago | | | | | | | | | | | | |
| Oct. 22 at Minnesota | | | | | | | | | | | | |
| Oct. 26 vs. Miami | | | | | | | | | | | | |
| Nov. 5 at Tennessee | | | | | | | | | | | | |
| Nov. 19 at Green Bay | | | | | | | | | | | | |
| Nov. 27 vs. Houston | | | | | | | | | | | | |
| Dec. 3 vs. Detroit | | | | | | | | | | | | |
| Dec. 10 at Pittsburgh | | | | | | | | | | | | |
| Dec. 17 at Cleveland | | | | | | | | | | | | |
| Dec. 23 vs. Indianapolis | | | | | | | | | | | | |
| Dec. 31 vs. Cincinnati | | | | | | | | | | | | |

Bold denotes first NFL start

2017 STATISTICS

WON 2, LOST 1

| | | | |
|-------|---------|-----------------|--------|
| 09/10 | W 20-0 | at Cincinnati | 55,254 |
| 09/17 | W 24-10 | Cleveland | 70,605 |
| 09/24 | L 7-44 | at Jacksonville | 84,592 |
| 10/01 | | Pittsburgh | |
| 10/08 | | at Oakland | |
| 10/15 | | Chicago | |
| 10/22 | | at Minnesota | |
| 10/26 | | Miami | |
| 11/05 | | at Tennessee | |
| 11/19 | | at Green Bay | |
| 11/27 | | Houston | |
| 12/03 | | Detroit | |
| 12/10 | | at Pittsburgh | |
| 12/17 | | at Cleveland | |
| 12/23 | | Indianapolis | |
| 12/31 | | Cincinnati | |

| | Balt. | Opp. |
|--------------------------|----------------|----------------|
| TOTAL FIRST DOWNS | 53 | 58 |
| Rushing | 21 | 16 |
| Passing | 25 | 33 |
| Penalty | 7 | 9 |
| 3rd Down: Made/Att | 13/36 | 9/37 |
| 3rd Down Pct. | 36.1 | 24.3 |
| 4th Down: Made/Att | 0/1 | 3/5 |
| 4th Down Pct. | 0.0 | 60.0 |
| POSSESSION AVG. | 31:07 | 28:53 |
| TOTAL NET YARDS | 791 | 1017 |
| Avg. Per Game | 263.7 | 339.0 |
| Total Plays | 182 | 192 |
| Avg. Per Play | 4.3 | 5.3 |
| NET YARDS RUSHING | 427 | 336 |
| Avg. Per Game | 142.3 | 112.0 |
| Total Rushes | 99 | 78 |
| NET YARDS PASSING | 364 | 681 |
| Avg. Per Game | 121.3 | 227.0 |
| Sacked/Yards Lost | 5/38 | 8/33 |
| Gross Yards | 402 | 714 |
| Att./Completions | 78/48 | 106/56 |
| Completion Pct. | 61.5 | 52.8 |
| Had Intercepted | 4 | 8 |
| PUNTS/AVERAGE | 18/44.2 | 12/47.6 |
| NET PUNTING AVG. | 18/41.1 | 12/44.1 |
| PENALTIES/YARDS | 28/218 | 29/201 |
| FUMBLES/BALL LOST | 3/2 | 3/2 |
| TOUCHDOWNS | 6 | 6 |
| Rushing | 2 | 1 |
| Passing | 4 | 5 |
| Returns | 0 | 0 |

| * SCORE BY PERIODS | Q1 | Q2 | Q3 | Q4 | OT | PTS |
|--------------------|----|----|----|----|----|-----|
| TEAM | 10 | 28 | 3 | 10 | 0 | 51 |
| OPPONENTS | 10 | 20 | 17 | 7 | 0 | 54 |

| * SCORING | TD-Ru | Pa | Rt | K-PAT | FG | S | PTS |
|-----------|-------|----|----|-------|-----|-----|------|
| Tucker | 0 | 0 | 0 | 0 | 6/6 | 3/4 | 0 15 |
| Maclin | 2 | 0 | 2 | 0 | | | 0 12 |
| West | 2 | 2 | 0 | 0 | | | 0 12 |
| Allen | 1 | 0 | 1 | 0 | | | 0 6 |
| Watson | 1 | 0 | 1 | 0 | | | 0 6 |
| TEAM | 6 | 2 | 4 | 0 | 6/6 | 3/4 | 0 51 |
| OPPONENTS | 6 | 1 | 5 | 0 | 6/6 | 4/4 | 0 54 |

2-Pt Conv: TEAM 0-0, OPPONENTS 0-0

SACKS: Suggs 3, Bowser 1, Jefferson 1, Onwuasor 1, Pierce 1, Z. Smith 1, TEAM 8, OPPONENTS 5

FUM/LOST: Campanaro 1/0, Collins 1/1, West 1/1

| * PASSING | Att | Cmp | Yds | Cmp% | Yds/Att | TD | TD% | Int | Int% | Long | SK/Lost | Rating |
|-----------|-----|-----|-----|------|---------|----|------|-----|------|------|---------|--------|
| Flacco | 69 | 42 | 366 | 60.9 | 5.30 | 3 | 4.3 | 4 | 5.8 | 48t | 5/38 | 65.2 |
| Mallett | 9 | 6 | 36 | 66.7 | 4.00 | 1 | 11.1 | 0 | 0.0 | 8 | 0/0 | 111.3 |
| TEAM | 78 | 48 | 402 | 61.5 | 5.15 | 4 | 5.1 | 4 | 5.1 | 48t | 5/38 | 70.6 |
| OPPONENTS | 106 | 56 | 714 | 52.8 | 6.74 | 5 | 4.7 | 8 | 7.5 | 49 | 8/33 | 58.5 |

| * RUSHING | No. | Yds | Avg | Long | TD |
|-------------|-----|-----|------|------|----|
| Allen | 43 | 152 | 3.5 | 37 | 0 |
| West | 33 | 128 | 3.9 | 12 | 2 |
| Collins | 16 | 124 | 7.8 | 19 | 0 |
| Campanaro | 3 | 14 | 4.7 | 7 | 0 |
| Wallace | 1 | 4 | 4.0 | 4 | 0 |
| Woodhead | 1 | 4 | 4.0 | 4 | 0 |
| M. Williams | 1 | 2 | 2.0 | 2 | 0 |
| Flacco | 1 | -1 | -1.0 | -1 | 0 |
| TEAM | 99 | 427 | 4.3 | 37 | 2 |
| OPPONENTS | 78 | 336 | 4.3 | 58 | 1 |

| * RECEIVING | No. | Yds | Avg | Long | TD |
|-------------|-----|-----|------|------|----|
| Watson | 11 | 103 | 9.4 | 23 | 1 |
| Allen | 10 | 48 | 4.8 | 11 | 1 |
| Maclin | 7 | 95 | 13.6 | 48t | 2 |
| M. Williams | 5 | 26 | 5.2 | 13 | 0 |
| Boyle | 4 | 37 | 9.3 | 14 | 0 |
| Woodhead | 3 | 33 | 11.0 | 13 | 0 |
| Wallace | 3 | 21 | 7.0 | 8 | 0 |
| West | 2 | 23 | 11.5 | 15 | 0 |
| Matthews | 1 | 8 | 8.0 | 8 | 0 |
| Perriman | 1 | 5 | 5.0 | 5 | 0 |
| Campanaro | 1 | 3 | 3.0 | 3 | 0 |
| TEAM | 48 | 402 | 8.4 | 48t | 4 |
| OPPONENTS | 56 | 714 | 12.8 | 49 | 5 |

| * INTERCEPTIONS | No. | Yds | Avg | Long | TD |
|-----------------|-----|-----|------|------|----|
| Carr | 2 | 24 | 12.0 | 20 | 0 |
| Webb | 2 | 10 | 5.0 | 10 | 0 |
| Mosley | 1 | 31 | 31.0 | 31 | 0 |
| Bowser | 1 | 27 | 27.0 | 27 | 0 |
| J. Smith | 1 | 8 | 8.0 | 8 | 0 |
| Weddle | 1 | 2 | 2.0 | 2 | 0 |
| TEAM | 8 | 102 | 12.8 | 31 | 0 |
| OPPONENTS | 4 | 20 | 5.0 | 19 | 0 |

| * PUNTING | No. | Yds | Avg | Net | TB | In | Lg | B |
|-----------|-----|-----|------|------|----|----|----|---|
| Koch | 18 | 796 | 44.2 | 41.1 | 2 | 7 | 67 | 0 |
| TEAM | 18 | 796 | 44.2 | 41.1 | 2 | 7 | 67 | 0 |
| OPPONENTS | 12 | 571 | 47.6 | 44.1 | 0 | 2 | 67 | 0 |

| * PUNT RETURNS | Ret | FC | Yds | Avg | Long | TD |
|----------------|-----|----|-----|-----|------|----|
| Campanaro | 6 | 3 | 42 | 7.0 | 15 | 0 |
| Webb | 0 | 1 | 0 | --- | --- | 0 |
| TEAM | 6 | 4 | 42 | 7.0 | 15 | 0 |
| OPPONENTS | 6 | 4 | 16 | 2.7 | 12 | 0 |

| * KICKOFF RETURNS | No. | Yds | Avg | Long | TD |
|-------------------|-----|-----|------|------|----|
| OPPONENTS | 3 | 41 | 13.7 | 18 | 0 |

| * FIELD GOALS | 1-19 | 20-29 | 30-39 | 40-49 | 50+ |
|---------------|------|-------|-------|-------|-----|
| Tucker | 0/0 | 3/3 | 0/0 | 0/0 | 0/1 |
| TEAM | 0/0 | 3/3 | 0/0 | 0/0 | 0/1 |
| OPPONENTS | 0/0 | 2/2 | 1/1 | 1/1 | 0/0 |

Tucker: (25G, 25G) (58N, 28G) ()

OPP: () (38G) (23G, 45G, 29G)

2017 DEFENSIVE STATISTICS

from Press Box Stats

| Name | Total | Solo | Assists | Sacks | Yds. | INT | Yds. | PD | FF | FR |
|---------------------|------------|------------|-----------|----------|-----------|----------|------------|-----------|----------|----------|
| Mosley, C.J. | 26 | 21 | 5 | 0 | 0 | 1 | 31 | 1 | 0 | 0 |
| Jefferson, Tony | 17 | 12 | 5 | 1 | 1 | 0 | 0 | 0 | 0 | 0 |
| Webb, Lardarius | 10 | 10 | 0 | 0 | 0 | 2 | 10 | 3 | 0 | 0 |
| Weddle, Eric | 10 | 9 | 1 | 0 | 0 | 1 | 2 | 1 | 0 | 0 |
| Onwuasor, Patrick | 9 | 8 | 1 | 1 | 1 | 0 | 0 | 1 | 0 | 0 |
| Suggs, Terrell | 9 | 8 | 1 | 3 | 15 | 0 | 0 | 1 | 2 | 0 |
| Pierce, Michael | 8 | 6 | 2 | 1 | 5 | 0 | 0 | 0 | 0 | 1 |
| Smith, Jimmy | 8 | 8 | 0 | 0 | 0 | 1 | 8 | 3 | 0 | 0 |
| Carr, Brandon | 7 | 7 | 0 | 0 | 0 | 2 | 24 | 6 | 0 | 0 |
| Correa, Kamalei | 6 | 5 | 1 | 0 | 0 | 0 | 0 | 1 | 0 | 0 |
| Davis, Carl | 5 | 5 | 0 | 0 | 0 | 0 | 0 | 0 | 0 | 0 |
| Henry, Willie | 5 | 4 | 1 | 0 | 0 | 0 | 0 | 0 | 0 | 0 |
| Urban, Brent | 4 | 3 | 1 | 0 | 0 | 0 | 0 | 1 | 0 | 0 |
| Williams, Brandon | 4 | 1 | 3 | 0 | 0 | 0 | 0 | 0 | 0 | 0 |
| Bowser, Tyus | 3 | 3 | 0 | 1 | 2 | 1 | 27 | 1 | 0 | 0 |
| Judon, Matthew | 3 | 3 | 0 | 0 | 0 | 0 | 0 | 1 | 0 | 1 |
| Smith, Za'Darius | 3 | 2 | 1 | 1 | 9 | 0 | 0 | 0 | 0 | 0 |
| Humphrey, Marlon | 2 | 2 | 0 | 0 | 0 | 0 | 0 | 3 | 0 | 0 |
| Williams, Tim | 2 | 2 | 0 | 0 | 0 | 0 | 0 | 0 | 0 | 0 |
| Clark, Chuck | 1 | 1 | 0 | 0 | 0 | 0 | 0 | 0 | 0 | 0 |
| Levine Sr., Anthony | 1 | 1 | 0 | 0 | 0 | 0 | 0 | 0 | 0 | 0 |
| Ricard, Patrick | 1 | 1 | 0 | 0 | 0 | 0 | 0 | 0 | 0 | 0 |
| Totals | 144 | 122 | 22 | 8 | 33 | 8 | 102 | 23 | 2 | 2 |

2017 SPECIAL TEAMS TACKLES

from Press Box Stats

| Name | Total | Solo | Assists | FF | FR | Blocked Kicks |
|---------------------|-----------|----------|----------|----------|----------|---------------|
| Levine Sr., Anthony | 3 | 2 | 1 | 0 | 0 | 0 |
| Clark, Chuck | 2 | 2 | 0 | 0 | 0 | 0 |
| Correa, Kamalei | 2 | 1 | 1 | 0 | 0 | 0 |
| Judon, Matthew | 1 | 1 | 0 | 0 | 0 | 0 |
| Matthews, Chris | 1 | 1 | 0 | 0 | 0 | 0 |
| Mayle, Vince | 1 | 1 | 0 | 0 | 0 | 0 |
| Totals | 10 | 8 | 2 | 0 | 0 | 0 |

2017 SINGLE-GAME BESTS

- Tackles:** 10 by C.J. Mosley vs. Cle. (9/17)
- Sacks:** 2 by Terrell Suggs at Cin. (9/10)
- Interceptions:** 1 by six different players; last Tyus Bowser, Brandon Carr, Lardarius Webb and Eric Weddle vs. Cle. (9/17)
- Passes Defensed:** 4 by Brandon Carr vs. Cle. (9/17)
- Forced Fumbles:** 1 by Terrell Suggs vs. Cle. (9/17) and at Cin. (9/10)
- Fumble Recoveries:** 1 by Matthew Judon vs. Cle. (9/17) and Michael Pierce at Cin. (9/10)
- Special Teams Tackles:** 2 by Kamalei Correa and Anthony Levine Sr. at Cin. (9/10)



