



UNDER ARMOUR PERFORMANCE CENTER
1 WINNING DRIVE | OWINGS MILLS, MD 21117
SUPER BOWL XXXV CHAMPIONS (2000)

BALTIMORERAVENS.COM | TWITTER: @RAVENS
PH: 410-701-4000 | FX: 410-701-4100
SUPER BOWL XLVII CHAMPIONS (2012)



BALTIMORE (1-0) AT PHILADELPHIA (1-0)

SATURDAY, AUG. 22, 2015 • 7 P.M. ET • LINCOLN FINANCIAL FIELD (69,176)



JUST THE FACTS

- The Ravens travel to Philadelphia on Tuesday evening (Aug. 18) to practice with the Eagles for three days (Aug. 19-21) at the NovaCare Complex. These joint sessions lead up to Baltimore's second game of the preseason on Saturday, Aug. 22 (7 p.m.) at Lincoln Financial Field.
- The 2015 campaign marks head coach **John Harbaugh's** eighth season in Baltimore, where the Ravens have produced an 82-45 overall record (72-40 regular season) under his guidance. Baltimore's 82 total victories since Harbaugh's 2008 arrival rank as the NFL's second most (NE has 91).
- The Ravens topped New Orleans, 30-27, in their preseason opener at M&T Bank Stadium last Thursday (Aug. 13). On the game's opening drive, Baltimore's first-team "O" produced a 16-play, 80-yard drive capped by **RB Lorenzo Taliaferro's** 1-yard TD run. (**QB Joe Flacco** was 5-of-6 for 33 yards, adding a 17-yard run on the march.) Missing several key starters, the Ravens' first-team "D" forced three-and-outs on the Saints' initial two drives.
- The 2014 Ravens finished with a 10-6 regular season record, earning their sixth playoff berth in seven years. Baltimore is one of four teams (GB, Ind. & NE) to make the playoffs six times since 2008.
- Last season, Baltimore finished third in the AFC North behind the Steelers (11-5) and Bengals (10-5-1) before going on to capture a 30-17 victory at Pittsburgh in the Wild Card round. The Ravens' bid to reach their fourth AFC Championship game under coach Harbaugh was cut short in New England, where Baltimore fell to the eventual Super Bowl Champion Patriots, 35-31, after holding two 14-point leads during a thrilling Divisional Playoff battle.
- The remainder of the Ravens' preseason slate includes a "Beltway Battle" vs. Washington in Charm City (Aug. 29), followed by a finale in Atlanta (Sept. 3). Baltimore kicks off regular season play with back-to-back road tilts, opening at Denver (Sept. 13) and then traveling to Oakland (Sept. 20).

MEDIA & PRACTICE SCHEDULE

Mon. Aug. 17	10 a.m..... Practice / Media Viewing 12:45 p.m..... Three Coordinators at Podium On-Field Interviews
Tues. Aug. 18	8:30 a.m..... Practice / Media Viewing 11:15 a.m..... Coach Harbaugh & Clarence Brooks at Podium On-Field Interviews
Wed. Aug. 19	11:35 a.m..... Practice / Media Viewing (in Philly) 2 p.m. Coach Harbaugh & Interviews
Thur. Aug. 20	11:35 a.m..... Practice / Media Viewing (in Philly) 2 p.m. Coach Harbaugh & Interviews
Fri. Aug. 21	Schedule To Be Determined (in Philly)

CALLING THE ACTION

Television: WBAL Ch. 11 (Baltimore), Comcast SportsNet (cable), WJLA (Washington, D.C.) & WHTM (Harrisburg, PA)

Local Radio: WBAL (1090 AM) & 98Rock (97.9 FM)
- Gerry Sandusky (play-by-play) - Stan White & Qadry Ismail (analysts)
- Bruce Clark (producer) - Dan Reagan (director)

TV broadcast simulcast with radio during preseason games.

HARBS SAYS

"It was good to see our guys find a way to win at the end [of last week's game vs. New Orleans]. But, we have a lot of things to work on. I told the team that I'm proud of the way they played and how they played, but we will continue to work to play better. It was a good start, but we have a long way to go. There are plenty of areas in which we can improve. We must remain focused and continue to stack good days, because this is when we build our foundation and develop our resilience."

WHAT'S GOING ON?

RAVENS' PHILLY CONNECTIONS RUN DEEP

Prior to being named the Ravens' head coach in 2008, **John Harbaugh** spent 10 seasons as an Eagles' assistant, serving his initial nine years (1998-2006) as the club's special teams coordinator and his final campaign (2007) as secondary coach. Baltimore's 2015 coaching staff has several deep ties to the Eagles organization. Listed below are the current Ravens who spent time coaching in Philadelphia:

<u>Ravens Coach</u>	<u>Current Post.</u>	<u>Eagles Title (Years)</u>
John Harbaugh	Head Coach	Special Teams Coord. (1998-2006) Secondary (2007)
Juan Castillo	Offensive Line	Offensive Asst. (1995-96) Tight Ends (1997) Offensive Line (1998-2010) Defensive Coord. (2011-12)
Marty Mornhinweg	Quarterbacks	Senior Asst. (2003) Offensive Coord./Asst. HC (2004-12)
Bob Rogucki	Strength & Cond.	Asst. Strength & Cond. (2006-07)
Randy Brown	Kicking Consultant	Kicking Consultant (2004-05)
Scott Cohen	Coaching Consultant	Dir. of Pro Personnel (2001-07)

INJURY REPORT

Standout **TE Dennis Pitta** (hip) and **S Terrence Brooks** (knee) were placed on the Physically Unable to Perform (PUP) list to begin camp and have yet to practice. **S Matt Elam**, the Ravens' 2013 first-round draft pick who has started 26 of 32 career games, is out after sustaining a torn biceps during an Aug. 1 practice, as is 2014 fourth-round pick **DE Brent Urban**, who also suffered a torn biceps on Aug. 6. Baltimore's 2015 first-round choice, **WR Breshad Perriman**, has not practiced since sustaining a knee injury on July 30. **CB/RS Asa Jackson** (knee), **TE Allen Reisner** (ankle) and **OLB Steven Means** (groin) left the Saints game and did not return.

NOTE THE QUOTE

NFL.COM'S ELLIOT HARRISON ON JOHN HARBAUGH



"[John] Harbaugh's run in Baltimore rivals that of the best coaches of all time. While it might be hard to think of him in such lofty terms, consider that the Ravens have made the postseason in six of Harbaugh's seven seasons at the helm, nabbing a Lombardi Trophy in the 2012 season, to boot. He's also 10-5 all-time in the playoffs."

TEAM INFORMATION

SCHEDULE/RESULTS

Date	Opponent	Time/Result
Thurs., Aug. 13	NEW ORLEANS SAINTS	W 30-27
Sat., Aug. 22	at Philadelphia Eagles	7:00 p.m.
Sat., Aug. 29	WASHINGTON REDSKINS	7:30 p.m.
Thurs., Sept. 3	at Atlanta Falcons	7:00 p.m.
Sun., Sept. 13	at Denver Broncos	4:25 p.m.
Sun., Sept. 20	at Oakland Raiders	4:05 p.m.
Sun., Sept. 27	CINCINNATI BENGALS	1:00 p.m.
Thurs., Oct. 1	at Pittsburgh Steelers	8:25 p.m. (CBS/NFL)
Sun., Oct. 11*	CLEVELAND BROWNS	1:00 p.m.
Sun., Oct. 18*	at San Francisco 49ers	4:25 p.m.
Mon., Oct. 26	at Arizona Cardinals	8:30 p.m. (ESPN)
Sun., Nov. 1*	SAN DIEGO CHARGERS	1:00 p.m.
Sun., Nov. 8	BYE	
Sun., Nov. 15*	JACKSONVILLE JAGUARS	1:00 p.m.
Sun., Nov. 22*	ST. LOUIS RAMS	1:00 p.m.
Mon., Nov. 30	at Cleveland Browns	8:30 p.m. (ESPN)
Sun., Dec. 6*	at Miami Dolphins	1:00 p.m.
Sun., Dec. 13*	SEATTLE SEAHAWKS	8:30 p.m. (NBC)
Sun., Dec. 20*	KANSAS CITY CHIEFS	1:00 p.m.
Sun., Dec. 27*	PITTSBURGH STEELERS	8:30 p.m. (NBC)
Sun., Jan. 3*	at Cincinnati Bengals	1:00 p.m.

All Game Times Eastern * Flexible Scheduling Games

ADDITIONS/DEPARTURES

Key Additions **2014 GP/GS**
 CB Kyle Arrington (NE) - FA (three-year contract) 14/4
 S Kendrick Lewis (Hou.) - FA (three-year contract) 16/16
 QB Matt Schaub (Oak.) - FA (one-year contract) 11/0

Key Free Agents Retained
 RB Justin Forsett - UFA (three-year contract) 16/14
 S Will Hill III - RFA (low tender) 10/8
 K Justin Tucker - RFA (2nd-round tender) 16/0

Key Players Lost
 TE Owen Daniels (Den.) - UFA 15/13
 WR/RS Jacoby Jones (SD) - released 16/0
 OLB Pernell McPhee (Chi.) - UFA 16/0
 DT Haloti Ngata (Det.) - traded 12/12
 WR Torrey Smith (SF) - UFA 16/16
 S Darian Stewart (Den.) - UFA 16/14

RETURNING STARTERS

- The Ravens return 18 of 22 starters from the 2014 campaign (nine on offense and nine on defense).
- For the first time in team history, Baltimore returns all five starting offensive linemen: LT Monroe, LG Osemele, C Zuttah, RG Yanda, RT Wagner.

2015 DRAFT CLASS

Rd.	Pick	Name	Pos.	Ht.	Wt.	College
1	26	Breshad Perriman	WR	6-2	218	Central Florida
2	55	Maxx Williams	TE	6-4	250	Minnesota
3	90	Carl Davis	DT	6-5	320	Iowa
4a	122	Za'Darius Smith	OLB	6-4	275	Kentucky
4b	125	Javorius "Buck" Allen	RB	6-0	220	USC
4c	136	Tray Walker	CB	6-2	199	Texas Southern
5a	171	Nick Boyle	TE	6-4	260	Delaware
5b	176	Robert Myers	G	6-5	335	Tennessee State
6	204	Darren Waller	WR	6-6	245	Georgia Tech

KEY CAMP DATES

Wed.-Fri., Aug. 19-21 Practice vs. Eagles in Philadelphia
Saturday, Aug. 22 Preseason 2: Ravens at Eagles (7 p.m.)
Saturday, Aug. 29 Preseason 3: Redskins vs. Ravens (7:30 p.m.)
Tuesday, Sept. 1 Roster Cut-Down to 75 Players
Thursday, Sept. 3 Preseason 4: Ravens at Falcons (7 p.m.)
Saturday, Sept. 5 Roster Cut-Down to 53 Players

JOHN HARBAUGH ERA

John Harbaugh has led the Ravens to 82 total victories (including playoffs), producing the NFL's second-most wins since his 2008 Baltimore arrival. During Harbaugh's tenure, Baltimore has also produced an NFL-high 10 playoff wins, appeared in three AFC Title games and captured Super Bowl XLVII in 2012.

NFL LEADERS SINCE 2008 / JOHN HARBAUGH ERA

PLAYOFF BERTHS

- 1. Baltimore Ravens 6**
 Green Bay Packers 6
 Indianapolis Colts 6
 New England Patriots . . . 6

TOTAL WINS

- New England Patriots . . 91
- 2. Baltimore Ravens 82**
- Green Bay Packers 79
- Pittsburgh Steelers 77


PLAYOFF WINS

- 1. Baltimore Ravens 10**
- New England Patriots . . . 7
 Seattle Seahawks 7
- Green Bay Packers 6

PLAYOFF GAMES

- 1. Baltimore Ravens 15**
- New England Patriots . . 12
- Green Bay Packers 11
 Indianapolis Colts 11

SPOTLIGHT: LORENZO TALIAFERRO



Pos: RB **Ht:** 6-0 **Wt:** 225 **Exp. (NFL/Ravens):** 2/2
College: Coastal Carolina **Hometown:** Yorktown, VA

What's your favorite aspect of the run game? "It's about making one cut. It's being decisive. If you cut too early or make the wrong cut, you have to be decisive with it. Don't get out there and guess and make one cut and then make another cut. You want to be decisive, and that's what coaches preach all the time. If you make the wrong read, be decisive with it, take that cut and go get three or four [yards]."

What goals have the RBs set in 2015? "We want to protect the ball and protect Joe [Flacco]. Our coach [Thomas Hammock] always says, 'Let's start with us.' He doesn't want us to wait later in the game to start the turn-up. We want to set the tone early and often."

How has RB Justin Forsett been a mentor? "Last year, our player development guy – Harry Swayne – assigned Justin to work with me and 'Fitz' [Fitzgerald Toussaint]. We'd have talks in the cold tub, and he would ask us simple questions about how we are transitioning and how we are spending our money. You can look up to Justin without even having to talk to him. You can follow how he contributes to the game. You see how he takes care of his body, how he prepares mentally, how Christ is big in his life. He's a leader without having to talk to you directly. His voice is heard throughout the whole team."

Did you have a "welcome to the NFL" moment as a rookie? "There was so much being thrown at me last year that I don't think there was ever that moment. It's more hitting me now going into Year Two. It's like, 'You're really not a rookie anymore. I really am in the league.' Everyone goes through that rookie process, and it's so mentally draining that you don't have time to think about things."

If you weren't a running back, what position would you most like to play? "Guard. Besides running back, that was the only position I played back in Pee Wee. I was a guard and a linebacker. Other than that – on the offensive side – I don't think there's any other position."

Talk about your relationship with Eagles DB Denzel Rice, with whom you were teammates at Coastal Carolina. "We are really close. We were actually roommates, not just teammates. I've been talking to him about this [rookie] process. He's out there working. Anytime you come from a small school, you always have a chip on your shoulder."

QUOTH THE RAVENS

BALTIMORE



FOOTBALL

Former Ravens offensive coordinator and current Broncos head coach Gary Kubiak on QB Joe Flacco:

“Is Joe Flacco elite? You bet he is. He helped me. That’s probably why I’m standing up here today [as head coach of the Broncos]. Joe was tremendous. I really enjoyed working with him.[He is] as talented a young man as I’ve ever coached, and as good of a person as I’ve ever coached. I think we’ll be talking about Joe for a long, long time. I really appreciated my time with him, and I wish him the best.”

MMQB’s Peter King on how the Ravens stack up in the AFC North:

“They just keep on ticking. They have to replace guys all the time, but they’ve got the quarterback, and they’ve got the coaching staff. And I think they do a really, really good job of knowing what’s important and keeping their eye on the prize of what’s important.”

NFL.com’s Bucky Brooks on defensive coordinator Dean Pees:

“It’s not easy living up to the lofty standard set by a series of great defensive coordinators in Baltimore, but Pees has continued to extend the Ravens’ defensive dominance under his watch. The veteran play-caller has kept the Ravens playing at a high level despite inserting a number of young players into the lineup following Baltimore’s Super Bowl triumph a few seasons ago. Utilizing an attack-style 3-4 scheme that sends pressure from every angle, Pees forces quarterbacks to make quick decisions under duress. Additionally, he clogs the running lanes with multiple bodies and dares runners to turn the corner against a fast defense. Although the blitz-heavy scheme exposes cornerbacks to countless one-on-one matchups, the fact that the Ravens finished in the Top 10 in total defense last season – with a cast of former practice-squad members and late-season pickups occupying key spots – speaks volumes about Pees’ coaching prowess.”

ESPN.com’s Jamison Hensley on G Marshal Yanda:

“Yanda is playing as well as he’s ever played in his eight-season NFL career. He’s a mauling run blocker and steady pass protector. Yanda is a leader by example and is one of the most respected players on the team because of his toughness. ... Even though Yanda will turn 31 a couple of weeks into the regular season, there is little concern of Yanda wearing down. He is among the most dependable players on the Ravens, and he’s played 99.4 percent of the Ravens’ snaps the past two seasons.”

John Harbaugh on WR Steve Smith Sr. still practicing hard, even in his final NFL season:

“He’s going to force you to practice every single day, or he’s going to humiliate you. It’s as simple as that. He’s going to force you to bring you’re A-game, or you’re going to look really bad. And he doesn’t apologize for that.”

RB Justin Forsett on having a chip on his shoulder even after a 2014 Pro Bowl season:

“The hunger that I have now is actually more than I had last year, believe it or not. Even in free agency [this past spring], there were still a lot of doubters, still issues with size, speed and other stuff – even after I’ve shown throughout my whole career that when I get an opportunity, I’ve been able to do well. I’m always going to have that fire, always going to have that chip on my shoulder.”

NFL.com’s Albert Breer on the Ravens strengths:

“Health-permitting, the offensive line will return intact from last year, which would be a first in the 20-year history of the franchise. And the defensive line has a fleet of young studs led by Brandon Williams and Timmy Jernigan that should be able to make up for the loss of Haloti Ngata. Add that up, and it fits into what the Ravens always strive to be: A team that’s most comfortable dragging games into a dark alley and winning them there.”

QB Joe Flacco on embracing change within an organization, specifically relating to having a different offensive coordinator for the fourth time in as many years:

“The most important thing I’ve learned about this level of football is to always be open-minded. Things change. Coaches change, your receivers change. Have a good attitude about it. Be open to change. I actually don’t mind it. Last year we had [offensive coordinator] Gary Kubiak, and he was great to work with. Now Marc Trestman comes in, and there’s stuff I’ve learned from him that has made me better. So change is really not a bad thing.”

NFL.com/SiriusXM’s Adam Schein on OLB Terrell Suggs:

“I could start by mentioning the 12 sacks last season. But to me, Suggs’ indispensability runs far deeper than that. He’s the heartbeat of the Ravens in the post-Ray Lewis/Ed Reed Era. Joe Flacco leads with his calm demeanor. Suggs leads with his bravado. He makes the Ravens the Ravens, putting forth the image this franchise has cultivated on defense for years. Due to turn 33 in October, Suggs is no longer the physical freak he once was. But he’s still T-Sizzle, an invaluable presence for this franchise.”

Offensive coordinator Marc Trestman on the Ravens’ run game:

“Ravens football starts with the running game, but that doesn’t mean you’re not going to throw the ball. But, the emphasis here is we want to be a great running football team, and we have the players to do that. So, that’s where we start. ... You try to go to your strengths. But there is no doubt that the strength of this football team, or one of them offensively, is the offensive line and the back that runs the ball.”

The Washington Post’s Mark Maske on the Ravens’ 2014 playoff run and their 2015 roster:

“It was the Ravens, not Peyton Manning’s Broncos, who were the primary obstacle to Brady and the Patriots in their run through last season’s AFC playoffs. The Ravens suffered some significant offseason losses, but the league’s best general manager, Ozzie Newsome, undoubtedly has assembled another contending roster.”

2014 SEASON / OPPONENT INFO

FINAL 2014 NFL RANKINGS

OFFENSE

Category	--Ravens--		--Eagles--	
	Stats	Rank	Stats	Rank
Total Offense	364.9	12	396.8	5
Rush Offense	126.2	8	124.5	9
Pass Offense	238.7	13	272.3	6
Points Per Game	25.6	8	29.6	3
3rd-Down Off. %	41.0	14	43.5	9
4th-Down Off. %	50.0	11t	63.6	2
Red Zone Off. (TD%)	52.4	19	49.2	23

DEFENSE

Category	--Ravens--		--Eagles--	
	Stats	Rank	Stats	Rank
Total Defense	336.9	8	375.6	28
Rush Defense	88.3	4	110.7	15
Pass Defense	248.7	23	264.9	31
Points Per Game	18.9	6	25.0	22t
3rd-Down Def. %	40.3	17	37.9	13
4th-Down Def. %	35.7	8	25.0	5
Red Zone Def. (TD%)	42.6	2	58.1	23

TEAM

Category	--Ravens--		--Eagles--	
	Stats	Rank	Stats	Rank
Turnover Ratio	+2	14t	-8	26t
Penalties	111	17t	115	21
Penalty Yards	870	15	995	25

SERIES HISTORY

- Eagles Lead Regular Season Series, 2-1-1.
- Ravens Lead Preseason Series, 7-4.

PRESEASON

Date	Winner	Score/Site	Attend.
08/03/96	Ravens	17-9 Bal.	63,804
08/16/97	Eagles	24-13 @ Phi.	60,939
08/24/98	Ravens	23-6 Bal.	65,970
08/12/99	Ravens	10-7 @ Phi.	43,552
08/05/00	Ravens	16-13 Bal.	65,459
08/13/01	Game Cancelled / Field Conditions		
08/23/02	Ravens	13-12 Bal.	58,443
08/20/04	Eagles	26-17 @ Phi.	67,218
08/20/05	Eagles	20-14 Bal.	70,303
08/17/06	Ravens	20-10 Bal.	70,255
08/13/07	Ravens	29-3 Bal.	71,060
08/11/11	Eagles	13-6 @ Phi.	69,144

REGULAR SEASON

Date	Winner	Score/Site	Attend.
11/16/97	Tie	10-10 Bal. OT	63,546
10/31/04	Eagles	15-10 @ Phi.	67,715
11/23/08	Ravens	36-7 Bal.	71,379
09/16/12	Eagles	24-23 @ Phi.	69,144

BAL./PHI. 2014 LEADERS

PASSING YARDS (TDS/INTS)

Joe Flacco 3,986 (27/12) Mark Sanchez 2,418 (14/11)

RUSHING YARDS (YPC)

Justin Forsett 1,266 (5.4) LeSean McCoy 1,319 (4.2)
 Bernard Pierce 366 (3.9) Darren Sproles 329 (5.8)
 Lorenzo Taliaferro 292 (4.3) Chris Polk 172 (3.7)

RECEIVING YARDS (CATCHES)

Steve Smith Sr. 1,065 (79) Jeremy Maclin 1,318 (85)
 Torrey Smith 767 (49) Jordan Matthews 872 (67)
 Owen Daniels 527 (48) Zach Ertz 702 (58)

POINTS

Justin Tucker 129 Cody Parkey 150
 Torrey Smith 66 Jeremy Maclin 60
 Justin Forsett 50 J. Matthews/D. Sproles 48

INTERCEPTIONS (YARDS)

C.J. Mosley 2 (23) Nate Allen 4 (45)
 Haloti Ngata 2 (16) Malcolm Jenkins 3 (67)

SACKS (YARDS)

Elvis Dumervil 17 (-127.5) Connor Barwin 14.5 (-104)
 Terrell Suggs 12 (-87) Vinny Curry 9 (-53)
 Pernell McPhee 7.5 (-50) Trent Cole 6.5 (-71.5)

TACKLES (SOLO)

C.J. Mosley 129 (85 solo) Mychal Kendricks 82 (61)
 Daryl Smith 127 (67 solo) Malcolm Jenkins 76 (61)
 Terrell Suggs 61 (36 solo) Connor Barwin 64 (47)

GROSS PUNTING (NET)

Sam Koch 47.4 (43.3) Donnie Jones 43.8 (38.9)

FIELD GOALS (PCT.)

Justin Tucker 29/34 (85.3) Cody Parkey 32/36 (88.9)

2014 TALE OF THE TAPE

Category	Ravens	Eagles
Record	10-6	10-6
Best Streak	Won 3	Won 3
Points Scored	409	474
TDs Scored	46	54
Rushing TDs Scored	16	16
Passing TDs Scored	27	27
TDs on Returns	3	11
Points Against	302	400
TDs Allowed	30	48
Rushing TDs Allowed	8	14
Passing TDs Allowed	22	30
TDs Allowed by Return	0	4
Time of Possession Avg.	29:40	26:40
KOR Avg. For	28.3	27.3
KOR Avg. Against	23.1	22.8
PR Avg. For	9.1	13.0
PR Avg. Against	7.2	8.2
Sacks	49	49
Sacks Allowed	19	32
Interceptions	11	12
Interceptions Thrown	12	21

PRESEASON FAST FACTS

- The Baltimore Ravens are 47-29 all time in preseason play.
- Under head coach John Harbaugh (2008-15), Baltimore has compiled a 20-9 record during the preseason.
- Baltimore has won 19 of its last 25 preseason games.
- The Ravens are 22-15 all time in preseason road games, producing victories in seven of their last 11 contests.
- The Ravens are 25-14 all time in preseason home games, producing wins in 11 of their last 13 contests in Baltimore.

CONNECTIONS / 2015 SCHEDULE INFO

BAL./PHI. CONNECTIONS

PRO CONNECTIONS

- Ravens head coach **John Harbaugh** first coached in the NFL after being hired by Philadelphia. "Harbs" led the Eagles' special teams unit for nine seasons (1998-2006) and their secondary for one (2007).
- Ravens QBs coach **Marty Mornhinweg** was a member of the Eagles' coaching staff for 10 years as a senior assistant (2003) and offensive coordinator/assistant head coach (2004-12).
- Ravens offensive line coach **Juan Castillo** coached Philly's O-line from 1998-2010 before moving to defensive coordinator for the 2011-12 seasons. Castillo entered the NFL coaching ranks as an Eagles offensive assistant in 1995, moved to TE's coach in 1997 and remained with the team before joining Baltimore in 2013.
- Ravens strength and conditioning coach **Bob Rogucki** was an assistant on the Eagles' staff during the 2006-07 seasons.
- Ravens coaching consultant **Scott Cohen** was the Eagles' director of pro personnel from 2001-07. Ravens kicking consultant **Randy Brown** served in the same special teams capacity for Philly from 2004-05.
- Several veterans from both teams – Ravens **RB Justin Forsett** and **QB Matt Schaub** and Eagles **LB Connor Barwin** and **P Donnie Jones** – played on a 2012 Houston Texans team that won the AFC South and posted a 12-4 overall record.
- Ravens **DE Chris Canty** and Eagles **WR Miles Austin** played together for three seasons (2006-2008) in Dallas. The duo helped propel their former team to an NFC East title and Divisional Playoff spot in 2007.
- Eagles senior director of pro personnel **Louis Clark** spent 16 seasons in the Jaguars' scouting department (1997-2012), a tenure that coincides with several Jacksonville stints on both teams: Eagles **S Chris Prosinski** and Ravens **ILB Daryl Smith** played two seasons together for the Jags (2011-12); Ravens **T Eugene Monroe** played four years in Jacksonville – including part of the 2013 season – when he blocked for Ravens **RB Justin Forsett**; Ravens TE's coach **Richard Angulo** appeared in 20 games during the 2007-08 seasons, and Ravens **TE Allen Reisner** spent 2013 and part of 2012 with the Jaguars; Ravens strength and conditioning coach **Bob Rogucki** served a one-year stint (2004) as the Jaguars' assistant strength coach, and Ravens LBs coach **Ted Monachino** led the team's defensive line from 2006-09; Eagles DBs coach **Cory Undlin** served as a defensive assistant (2009) and DBs coach (2010-11) on Jacksonville's staff, and Eagles strength and conditioning coach **Josh Hingst** worked as the Jaguars' assistant strength and conditioning coach in 2012.
- Eagles assistant LBs coach **Brian Smith** worked on the Jets' coaching staff in various roles from 2007-14, while Ravens QBs coach **Marty Mornhinweg** was the offensive coordinator in New York for two years (2013-14) and coaching consultant **Scott Cohen** was the assistant GM (2008 -12). Eagles **QB Mark Sanchez** started 62 games for NYJ from 2009-13, **QB Tim Tebow** shared snaps with Sanchez in 2012, and Ravens **TE Konrad Reuland** played in 26 games from 2013-14.

COLLEGE CONNECTIONS

- Ravens head coach **John Harbaugh** was the special teams, TEs, OLBs, RBs coach (1989-94) and assistant head coach (1995-96) for Cincinnati when Eagles inside linebackers coach **Rick Minter** served as the Bearcats' head coach (1994-2003).
- Eagles head coach **Chip Kelly** was the defensive coordinator for Johns Hopkins University (Baltimore, MD) during the 1993 season.
- Ravens defensive coordinator **Dean Pees** was the "D" coordinator/LBs coach (1995-97) for Michigan State, while Eagles offensive coordinator **Pat Shurmur** served as the Spartans' TEs, O-line and special teams coach (1990-97).
- Ravens **RB Lorenzo Taliaferro** (2012-13) and Eagles **DB Denzel Rice** (2011-14) were teammates and roommates at Coastal Carolina.
- Several members of these teams attended Florida: Ravens **S Matt**

Elam (2010-12) and **S Will Hill III** (2008-10) and Eagles **WR Riley Cooper** (2006-09), **QB Tim Tebow** (2006-09), **CB Jaylen Watkins** (2010-13) and **TE Trey Burton** (2010-13). Hill III, Cooper and Tebow were members of the Gators' 2009 BCS National Championship team.

- Ravens **WR Breshad Perriman** (2012-14) and Eagles **WR Josh Reese** (2010-14) and **TE Justin Tukes** (2011-14) were teammates at Central Florida. During the 2013 season, UCF earned a 12-1 record and a Fiesta Bowl victory over Baylor.

HOMETOWN/HIGH SCHOOL CONNECTIONS

- Ravens owner **Steve Bisciotti** was born in Philadelphia, but moved to Maryland as a 1-year-old.
- Ravens **QB Matt Schaub** hails from West Chester, PA. Schaub prepped at East (West Chester, PA) HS, where he lettered in football, basketball and baseball. Schaub set school career football records in attempts, completions, yards per game and yards for the Vikings.
- Eagles **DB Jerome Couplin** is a native of Upper Marlboro, MD. Couplin prepped at Bishop McNamara (Forestville, MD) HS, where he was a two-year letterman.

2015 SCHEDULE FAST FACTS



ROAD WARRIORS

- The Ravens kick off the 2015 regular season playing five of their first seven games on the road. This seven-game stretch includes two back-to-back far-west trips and four battles vs. 2014 playoff teams.
- This marks the first time since 2000 – the Ravens' first Super Bowl-winning season – that Baltimore will play five of its first seven games on the road.
- For the second time (2010) in team history, the Ravens open with two-straight road games.

SEVEN GAMES VS. PLAYOFF TEAMS

- In 2015, the Ravens will play seven games vs. 2014 playoff teams: Cincinnati (twice), Pittsburgh (twice), Denver, Arizona and Seattle.

MONDAY MATCHUPS

- Twice during the 2015 campaign, the Ravens will play Monday night road games, the first on Oct. 26 at Arizona and the second on Nov. 30 at Cleveland. After that Browns game, Baltimore travels to Miami the following Sunday (Dec. 6), while the Arizona game is preceded by a trip to San Francisco on Oct. 18.
- Including 2015's lineup, nine of the Ravens' last 10 Monday Night Football games have been scheduled on the road.

HOME SWEET HOME

- The Ravens' home opener takes place in Week 3 at M&T Bank Stadium when they host Cincinnati (Sept. 27). (Three of Baltimore's last four home openers have been against Cincy, with the Ravens winning eight of their last nine overall home-opening contests.)
- Six of the Ravens' last nine games will be played at M&T Bank Stadium, including three-consecutive contests to close out December (12/13 vs. Seattle, 12/20 vs. Kansas City and 12/27 vs. Pittsburgh). The Steelers and Seahawks games are currently scheduled as primetime Sunday night matchups.

IN THE SPOTLIGHT

- Baltimore's five primetime games are its most since 2011, which is the only other time in franchise history the team has been scheduled for five nationally-televised contests.
- For the second-straight season, both Ravens-Steelers games are scheduled for primetime. This marks the ninth-consecutive season the two teams will play at least one nationally-televised game.

2014 SEASON HIGHLIGHTS

“D” STOUT AGAIN

The Ravens allowed 18.9 points per game, ranking as the NFL's sixth-best average. Baltimore allowed just 30 TDs, the league's fourth fewest. The 2014 campaign marked the 12th season the Ravens have finished among the NFL's Top 10 scoring defenses during their 19-year existence.

FEWEST POINTS PER GAME ALLOWED (2014 Season)

Rk.	Team	Points	Points/Game
1.	Seattle Seahawks	254	15.9
2.	Kansas City Chiefs	281	17.6
3.	Detroit Lions	282	17.6
4.	Buffalo Bills	289	18.1
5.	Arizona Cardinals	299	18.7
6.	Baltimore Ravens	302	18.9

RAVENS THRIVE IN THE RED

The Ravens' "D" was stout in the red zone in 2014, with Baltimore's unit permitting a 42.6% TD efficiency mark, ranking as the NFL's second-best figure. Baltimore is the only NFL team to rank in the Top 7 in red zone defense in each of the past 11 seasons.

RED ZONE DEFENSE / OPP. TD PERCENTAGE (2014 Season)

Rk.	Team	RZ Drives	RZ TDs	RZ TD Pct.
1.	Kansas City Chiefs	54	21	38.9
2.	Baltimore Ravens	54	23	42.6
3.	Arizona Cardinals	41	18	43.9
4.	St. Louis Rams	39	18	46.2
5.	Cleveland Browns	54	25	46.3

STOP THE RUN

Baltimore's run "D" was strong in 2014, with the Ravens allowing the NFL's fourth-fewest ground yards per game (88.3). For the 19th-straight season, Baltimore permitted less than 4.0 yards per carry (3.6), the NFL's longest active streak.

RUSHING YARDS ALLOWED PER GAME (2014 Season)

Rk.	Team	Att.	Yds.	TD	YPG
1.	Detroit Lions	350	1,109	8	69.3
2.	Denver Broncos	349	1,276	9	79.8
3.	Seattle Seahawks	380	1,304	8	81.5
4.	Baltimore Ravens	390	1,412	8	88.3
5.	New York Jets	393	1,489	10	93.1

Rush "D" Quick Hits:

- The Ravens' 3.6 yards allowed per carry ranked third in the NFL in 2014.
- Baltimore has not allowed a 100-yard rusher in 26-straight games, the NFL's longest active streak.

PRO BOWL RAVENS

Five Baltimore Ravens were selected to the Pro Bowl in 2014. **OLB Elvis Dumervil** (fourth), **RB Justin Forsett** (first & originally a first alternate who replaced Arian Foster), **LB C.J. Mosley** (first, the only Ravens rookie to ever earn a Pro Bowl) and **G Marshal Yanda** (fourth) were tabbed to play in the NFL's All-Star game. Four Ravens were named first alternates: **RS Jacoby Jones**, **FB Kyle Juszczyk**, **P Sam Koch** and **OLB Terrell Suggs**.

BRINGING THE HEAT

The Ravens' defense racked up 49 sacks in 2014, producing the NFL's second-most QB drops (tied with Philadelphia). The 49 also tie (1999) for the second most in Ravens single-season history.

NFL SACKS LEADERS (2014 Season)

1.	Buffalo	54
2.	Baltimore	49
	Philadelphia	49

RAVENS SACKS (Single-Season Records)

1.	2006	60
2.	2014	49
	1999	49

PRIME PASS RUSH

OLB Elvis Dumervil (17) and **OLB Terrell Suggs** (12) combined to produce the most sacks (29) among any NFL duo in 2014. Dumervil's franchise-record 17 ranked as the league's third most, while Suggs' tally tied for the league's ninth-best mark.

NFL SACKS LEADERS / 2014 SEASON

Rk.	Player	Sacks	Yards
1.	Justin Houston	22.0	99.0
2.	J.J. Watt	20.5	140.0
3.	Elvis Dumervil	17.0	127.5
4.	Connor Barwin	14.5	104.0
	Mario Williams	14.5	74.5
6.	Von Miller	14.0	82.5
7.	Ryan Kerrigan	13.5	89.5
8.	Jason Pierre-Paul	12.5	88.5
9.	Terrell Suggs	12.0	87.0
	Everson Griffen	12.0	43.0

NFL'S TOP SACK DUOS / 2014 SEASON

Rk.	Team	Player (Sacks)	Player (Sacks)	Cmb. Sacks
1.	Bal.	Elvis Dumervil (17)	Terrell Suggs (12)	29.0
2.	Buf.	Mario Williams (14.5)	Marcell Dareus (10)	24.5
3.	Den.	Von Miller (14)	DeMarcus Ware (10)	24.0

DYNAMIC DUO

OLB Elvis Dumervil tied (2010) a career high with 17 sacks and also established a new Ravens' single-season record. **OLB Terrell Suggs'** 12 QB drops tied the second most of his career (2003), falling shy of the 14 from his 2011 Defensive Player of the Year campaign.

RAVENS SACKS LEADERS (Single-Season Records)

1.	Elvis Dumervil (2014)	17
2.	Peter Boulware (2001)	15
3.	Michael McCrary (1998)	14.5
4.	Terrell Suggs (2011)	14
5.	Trevor Pryce (2006)	13
6.	Terrell Suggs (2014, 2003)	12

RAVENS SACK YARDS (Single-Season Records)

1.	Elvis Dumervil (2014)	127.5
2.	Michael McCrary (1998)	120.5
3.	Trevor Pryce (2006)	113.5
4.	Terrell Suggs (2003)	97
5.	Terrell Suggs (2011)	91
6.	Terrell Suggs (2014)	87

SIX OF SEVEN CREW

Baltimore is one of four teams to earn a playoff berth in six of the past seven seasons. In each of these postseason appearances, the Ravens have won at least one playoff game, advancing to at least the Divisional Round each time. Of those four teams, Bal. (2012), GB (2010) and NE (2014) have won Super Bowls during this stretch.

MOST NFL PLAYOFF BERTHS / PAST SEVEN SEASONS

Berths	Team	Seasons
6	Baltimore Ravens	2008-12, 2014
6	Green Bay Packers	2009-14
6	Indianapolis Colts	2008-10, 2012-14
6	New England Patriots	2009-14



2014 SEASON HIGHLIGHTS

PILING UP THE POINTS

The Ravens' 25.6 points per game ranked as the NFL's eighth-best average and set a new team record. The No. 8 ranking is the highest Baltimore has finished a season since 2003 (also eighth).

POINTS PER GAME SCORED (2014 Season)

Rk.	Team	Points	Points/Game
1.	Green Bay Packers	486	30.4
2.	Denver Broncos	482	30.1
3.	Philadelphia Eagles	474	29.6
4.	New England Patriots	468	29.3
5.	Dallas Cowboys	467	29.2
6.	Indianapolis Colts	458	28.6
7.	Pittsburgh Steelers	436	27.3
8.	Baltimore Ravens	409	25.6

RECORD-SETTING "O"

In 2014, the Ravens recorded the most points (409) and total yards (5,838) in single-season team history. The previous bests were 398 points (2012) and 5,723 yards (1996).

RAVENS OFFENSIVE OUTPUT (Single-Season History)

TOTAL POINTS		TOTAL NET YARDS	
Year	Points	Year	Yards
2014	409	2014	5,838
2012	398	1996	5,723
2009	391	2012	5,640
2003	391	2009	5,619
2008	385	2011	5,419

BIG-TIME PUNTER

P Sam Koch had a monster season, producing the NFL's No. 3 gross average (47.4) and the No. 1 net average (43.3). Both marks are career highs and Ravens single-season records. Additionally, Koch's 43.3 net average ranks as the fourth-best figure in NFL history.

GROSS PUNTING AVERAGE (2014 Season)

Rk.	Team	Gross Avg.
1.	Tress Way	47.5
	Bryan Anger	47.5
3.	Sam Koch	47.4
4.	Kevin Huber	46.8
	Brett Kern	46.8

NET PUNTING AVERAGE (2014 Season)

Rk.	Player	Net Avg.
1.	Sam Koch	43.3*
2.	Thomas Morstead	42.9
3.	Pat McAfee	42.8
4.	Johnny Hekker	42.3
5.	Kevin Huber	42.1

* fourth-best NFL single-season mark

RAMPED UP RETURN

Led by RS Jacoby Jones, the Ravens owned the NFL's best kickoff return average (28.3). (Jones' 30.6 mark stood No. 2 in the league.) Impressively, Baltimore has ranked in the NFL's Top 5 in KOR average four times over the past seven seasons, all with special teams coordinator/associate head coach Jerry Rosburg guiding the

KICKOFF RETURN AVERAGE LEADERS (2014 Season)

1.	Baltimore Ravens	28.3
2.	Kansas City Chiefs	28.0
	Indianapolis Colts	28.0
4.	Cincinnati Bengals	27.6
5.	Philadelphia Eagles	27.3

RAVENS RUN WILD

Led by RB Justin Forsett, whose career-high 1,266 rushing yards ranked fifth in the NFL, Baltimore produced 126.2 ground yards per game (eighth most in 2014). The Ravens tallied an NFL-high 24 runs of 20+ yards (led by Forsett's league-best 17) and gained 113 rushing first downs (the NFL's fourth most).

RUNS OF 20+ YARDS (2014 Season)

Rk.	Team	20+ Runs
1.	Baltimore	24
2.	Dallas	19
3.	Seattle	17
4.	Jacksonville	15
5.	Cincinnati/San Fran.	14

MOST RUSHING YARDS (2014 Season)

Rk.	Player	Rush Yards
1.	DeMarco Murray	1,845
2.	Le'Veon Bell	1,361
3.	LeSean McCoy	1,319
4.	Marshawn Lynch	1,306
5.	Justin Forsett	1,266

Rushing Quick Hits:

- Forsett's 5.4 rushing average ranked No. 1 among all NFL RBs.
- Forsett's 17 runs of 20+ yards were a league high and set a Ravens' single-season franchise record, besting Jamal Lewis' 16 from his 2003 Offensive Player of the Year campaign.
- Forsett was the NFL's only RB to rush for at least 1,200 yards and average 5.0 yards per carry.

FLACCO'S FINEST YEAR

QB Joe Flacco set career highs in yards (3,986) and TD passes (27). His previous bests were 3,912 yards (2013) and 25 TDs (2010). Flacco's 3,986 yards in 2014 rank as the second most in Ravens single-season history (4,177 by Vinny Testaverde in 1996).

RAVENS SINGLE-SEASON PASSING YARDS

Rk.	Player (Year)	Cmp-Att	Pct.	Yards	TD	INT	Rate
1.	V. Testaverde ('96)	325-549	59.2	4,177	33	19	88.7
2.	Joe Flacco ('14)	344-554	62.1	3,986	27	12	91.0
3.	Joe Flacco ('13)	362-614	59.0	3,912	19	22	73.1

Flacco Quick Hits:

- Flacco's 91.0 rating was the second best of his career (2010 – 93.6).
- Flacco had five 300-yard passing games in 2014, tying (2012) for the most in his career.

NUMBERS TO RAVE ABOUT

19

Sacks the Ravens allowed, ranking as the NFL's second fewest. (Denver allowed 17.)

26

Consecutive games the Ravens have gone without allowing a 100-yard rushing (28 including playoffs), marking the NFL's longest active streak (NE is next with eight games).

+30

Sack differential by Baltimore, ranking as the NFL's No. 1 figure. The Ravens racked up 49 sacks and allowed just 19. (Denver was second with a +24 clip.)

1,065

Receiving yards (on 79 catches) by WR Steve Smith Sr., who reached the 1,000 milestone for the eighth time in his career. It also marked the 11th 1,000-yard receiving season by a Raven. At age 35, Smith Sr. tied Reggie Wayne for the most 1K receiving yard campaigns among active players.

RAVENS WINNING WAYS

BEST POSTSEASON MARK



**LB Ray Lewis - 2000
Super Bowl XXXV MVP**

In a magnificent effort showcasing thrilling performances by their defense, offense and special teams units, the Baltimore Ravens won Super Bowl XXXV with a 34-7 victory over the New York Giants. Allowing the Giants a meager 152 total net yards, New York's attack crossed midfield just twice, while Baltimore's "D" posted 4 INTs. LB Ray Lewis was named the game's MVP, capping an accolade-filled season in which he was also tabbed the NFL's Defensive Player of the Year.



**QB Joe Flacco - 2012
Super Bowl XLVII MVP**

Baltimore defeated San Francisco, 34-31, in Super Bowl XLVII, capturing the franchise's second World Championship. After an amazing first-half performance, the Ravens took a commanding 28-6 lead. But following a bizarre, 34-minute power outage that halted play, the 49ers stormed back into contention. Clinging to a 34-29 edge late in the game, the Ravens stood firm on a pivotal goal-line stand, jamming SF on four-straight plays inside the 7-yard line. QB Joe Flacco was named the game's MVP.

BEST POSTSEASON MARK

PLAYOFF WINNING PERCENTAGE / SINCE 1970 MERGER

Rk.	Team	Record	Pct.
1.	Baltimore Ravens**	15-8	.652
2.	New York Giants****	20-11	.645
3.	New England Patriots****	27-17	.614
4.	San Francisco 49ers*****	30-19	.612
5.	Pittsburgh Steelers*****	33-21	.611

* Number of Super Bowl Titles

JOHN HARBAUGH ERA

(SINCE 2008)

PLAYOFF BERTHS

1. Baltimore Ravens 6
- Green Bay Packers 6
- Indianapolis Colts 6
- New England Patriots . . . 6
5. Cincinnati Bengals 5

TOTAL WINS

1. New England Patriots . . 91
2. Baltimore Ravens 82
3. Green Bay Packers 79
4. Pittsburgh Steelers 77
5. Indianapolis Colts 76

PLAYOFF WINS

1. Baltimore Ravens 10
2. New England Patriots . . . 7
- Seattle Seahawks 7
4. Green Bay Packers 6
5. Ind., NO, Pit., SF 5

PLAYOFF GAMES

1. Baltimore Ravens 15
2. New England Patriots . . 12
3. Green Bay Packers 11
- Indianapolis Colts 11
5. Seattle Seahawks 10

AFC TITLE GAMES

1. New England Patriots . . . 4
2. Baltimore Ravens 3
3. Indianapolis Colts 2
- New York Jets 2
- Pittsburgh Steelers 2

PLAYOFF ROAD WINS

1. Baltimore Ravens 7
2. New York Jets 4
3. Green Bay Packers 3
- San Francisco 49ers 3
5. NY Giants, Philadelphia . . 2

REG. SEASON WIN %

1. New England Patriots . . .750
2. Green Bay Packers656
3. Baltimore Ravens643
- Pittsburgh Steelers643
5. Indianapolis Colts634

REG. SEASON WINS

1. New England Patriots . . . 84
2. Green Bay Packers 73
3. Baltimore Ravens 72
- Pittsburgh Steelers 72
5. Indianapolis Colts 71

SUPER BOWL SUCCESS

The Baltimore Ravens are one of four franchises (New England, NY Giants and Pittsburgh) to win multiple Super Bowls since the year 2000.

NFL'S WINNINGEST FRANCHISES SINCE 2000

TOTAL WINS

1. New England Patriots . . 196
2. Indianapolis Colts 172
3. Pittsburgh Steelers 166
4. Green Bay Packers 160
5. Baltimore Ravens 159
6. Philadelphia Eagles . . . 155

SUPER BOWL BERTHS

1. New England Patriots . . . 6
2. New York Giants 3
- Pittsburgh Steelers 3
- Seattle Seahawks 3
5. Baltimore Ravens 2
- Indianapolis Colts 2

SUPER BOWL TITLES

1. New England Patriots . . . 4
2. Baltimore Ravens 2
- New York Giants 2
- Pittsburgh Steelers 2
5. GB, Ind., NO 1
- Sea., TB 1

CONF. TITLE GAMES

1. New England Patriots . . . 9
2. Philadelphia Eagles 5
- Pittsburgh Steelers 5
4. Baltimore Ravens 4
- Indianapolis Colts 4
6. GB, NYG, Sea., SF 3

WINNING SEASONS

1. New England Patriots . . 14
2. Indianapolis Colts 13
3. Green Bay Packers 12
4. Baltimore Ravens 11
- Philadelphia, Pittsburgh . . 11

PLAYOFF BERTHS

1. Indianapolis Colts 13
2. New England Patriots . . 12
3. Green Bay Packers 11
4. Baltimore Ravens 10
- Philadelphia Eagles 10

PLAYOFF GAMES

1. New England Patriots . . 29
2. Indianapolis Colts 24
3. Baltimore Ravens 23
4. Philadelphia Eagles 20
5. GB, Pit., Sea 19

PLAYOFF WINS

1. New England Patriots . . 21
2. Baltimore Ravens 15
3. Indianapolis Colts 12
- Pittsburgh Steelers 12
5. Seattle Seahawks 11

COACH HARBAUGH NOTES

COACH HARBS



John Harbaugh has led the Ravens to a playoff berth in six (2008-12 and 2014) of his seven full seasons in Baltimore, and in 2012, captured the franchise's second Super Bowl championship. Under his guidance, the Ravens have secured an appearance in three AFC Championships (2008, 2011 & 2012). Here are several Harbaugh quick hits:

HEAD COACH SNAPSHOT (Baltimore Ravens: 2008-14)

- Overall Career Record . . . 82-45
- Regular Season Record . . . 72-40
- at Home 45-11
- on Road 27-29
- vs. AFC 53-31
- vs. AFC North 27-15
- vs. NFC 19-9
- Playoffs Record 10-5
- Home Playoff Games 2-0
- Road Playoff Games 7-5
- Super Bowl Record 1-0

- The Ravens are one of only four teams (GB, Ind. and NE) to earn a playoff berth in six of the past seven seasons. Baltimore has also won at least one playoff game in each of those postseasons.
- The Ravens' 10 playoff wins since '08 are three more than the next teams' wins (New England & Seattle, both 7).
- Harbaugh is the only head coach in NFL history to win a playoff game in each of his first four and five seasons.

- John and his brother, Jim (formerly of the 49ers), are the only head coaches to advance to three conference title games in the first five years as NFL bosses.
- Harbaugh, Tom Landry (Dallas) and Tom Coughlin (Jaguars/Giants) own the most road playoff wins (7) by a HC in NFL history.
- Including playoffs (10-5), the Ravens are 82-45 since 2008 (good for the NFL's second-most wins). "Harbs" has led the Ravens to 72 reg. season wins since '08, tying (Pit.) for the NFL's third most.

NFL WINS / INCLUDING PLAYOFFS (Since Harbaugh's 2008 Baltimore Arrival)		
Rk.	Team	Total Wins
1.	New England Patriots	91
2.	Baltimore Ravens	82
3.	Green Bay Packers	79

SIX OF SEVEN

In 2012, **John Harbaugh** became the third coach (with Bill Cowher & Chuck Knox) since the 1970 merger to guide his team to the playoffs in each of his first five seasons. With the Ravens' 2014 playoff berth, Harbs became one of eight coaches in NFL history to make the postseason in six of their first seven seasons coaching.

COACHING PLAYOFF BERTHS IN SIX OF FIRST SEVEN SEASONS (NFL History)

Coach (Team)	Seasons
Paul Brown (Browns)	1950-55
John Madden (Raiders)	1969-70, 1972-75
Dennis Green (Vikings)	1992-94, 1996-98
John Robinson (Rams)	1983-86, 1988-89
George Seifert (49ers)	1989-90, 1992-95
Bill Cowher (Steelers)	1992-97
Mike Holmgren (Packers)	1993-98
John Harbaugh (Ravens)	2008-12, 2014

Harbs Stands Alone:

- Harbaugh is the only head coach in NFL history to win a playoff game in six of the first seven seasons of a coaching career (none of the seven other coaches listed accomplished this feat).

MAKING HIS MARK

John Harbaugh owns the fourth-best winning percentage (.6457) among active NFL head coaches, compiling an 82-45 overall record (including playoffs). For head coaches who've coached a minimum of 60 games, "Harbs" is third only to Bill Belichick (.6638 career winning percentage) and Mike McCarthy (.6465).

2015 ACTIVE HEAD COACHES / CAREER WINNING PERCENTAGE (Totals Include Regular Season and Playoff Games)

Rk.	Coach	Team	Seasons	Record	Pct.
1.	Chuck Pagano	Colts	2012-14	36-18	.6667
2.	Bill Belichick	Cle./NE	1991-95, 2000-14	233-118	.6638
3.	Mike McCarthy	Packers	2006-14	101-55-1	.6465
4.	John Harbaugh	Ravens	2008-14	82-45	.6457
5.	Mike Tomlin	Steelers	2007-14	87-50	.6350
6.	Sean Payton	Saints	2006-14	86-52	.6231

PLAYOFF RECORDS

(Active Coaches Entering 2015)

Rk.	Coach	Rec.	Pct.
1.	Bill Belichick . . .	22-9	.710
2.	John Harbaugh . .	10-5	.667
	Rex Ryan	4-2	.667
	Ken Whisenhunt . .	4-2	.667
5.	Tom Coughlin . .	12-7	.632
6.	Pete Carroll	8-5	.615

SUPER BOWL TITLES

(Active Coaches Entering 2015)

1.	Bill Belichick	4
2.	Tom Coughlin	2
3.	John Harbaugh	1
	Pete Carroll	1
	Mike McCarthy	1
	Sean Payton	1
	Mike Tomlin	1

PLAYOFF MILESTONES

John Harbaugh owns the second-most playoff victories (10) by a head coach in his first seven seasons (since the 1970 merger).

MOST PLAYOFF WINS BY A HEAD COACH / FIRST SEVEN SEASONS (Since 1970 Merger)

Coach (Team)	Playoff Wins	Seasons
Joe Gibbs (Was.)	11	1981-87
John Harbaugh (Bal.)	10	2008-14
Mike Holmgren (GB)	9	1992-98
George Seifert (SF)	9	1989-95
Tom Flores (Oak./LA)	8	1979-85

Only in First Five:

- "Harbs" is the only head coach in NFL history to win a playoff game in each of his first four and five seasons. He and his brother, Jim (formerly of the 49ers), are also the only coaches to advance to three conference title games in the first five years of a coaching career.

RAVENS COACHING RECORDS

John Harbaugh is the third head coach in Baltimore Ravens history.

RAVENS ALL-TIME HEAD COACHES

Coach	Seasons	Regular Season Record	Playoffs Record
John Harbaugh	2008-14	72-40	10-5
Brian Billick	1999-2007	80-64	5-3
Ted Marchibroda	1996-98	16-31-1	n/a

JOHN HARBAUGH SEASON-BY-SEASON

Year	Record	Playoffs (Result)
2014	10-6	1-1 (lost in Divisional)
2013	8-8	No playoff berth
2012	10-6	4-0 (won Super Bowl XLVII)
2011	12-4	1-1 (lost in AFC Champ.)
2010	12-4	1-1 (lost in Divisional)
2009	9-7	1-1 (lost in Divisional)
2008	11-5	2-1 (lost in AFC Champ.)

COACH HARBAUGH / ROSBURG NOTES

HARBAUGH BACKGROUND

Team	Position	Years
Baltimore Ravens	Head Coach	2008-15
Philadelphia Eagles	Secondary	2007
Philadelphia Eagles	Special Teams Coord.	1998-2006
Indiana University	DBs/Special Teams Coord.	1997
University of Cincinnati	Assistant Head Coach	1995-96
University of Cincinnati	TEs/OLBs/RBs/Special Teams	1989-94
Morehead State	DBs/ST Coord./S&C Coach	1988
University of Pittsburgh	Tight Ends	1987
Western Michigan	Graduate Assistant	1984-86

TRENDS UNDER HARBS

Regular Season	72-40
vs. AFC North	27-15
vs. AFC	53-31
vs. NFC	19-9
Home	45-11
Away	27-29
On grass	20-15
Artificial turf	52-25
September	17-7
October	13-12
November	22-9
December	17-12
January	3-0
Leading at halftime	57-11
Leading After 3 quarters	65-11
When scoring first	52-12
Positive or even turnover ratio	57-17
Scoring 20 or more points	59-15
Scoring 30 or more points	31-2
Totaling 350 or more net yards	39-11
Rushing for 150 or more yards	24-4
Holding opp. under 250 net yards	25-4
Holding opp. under 21 points	57-11
Holding opp. under 15 points	44-4

A SPECIAL GROUP

With the Ravens posting 10 victories in 2014, **John Harbaugh** remains one of four coaches in league history to win a Super Bowl and not have a losing season during his time as an NFL head coach. The impressive list includes the following coaches:

SUPER BOWL-WINNING COACHES WITH NO LOSING SEASONS IN A CAREER

Head Coach	Super Bowl Titles	Non-Losing Seasons
Vince Lombardi	2*	10
John Madden	1	10
Mike Tomlin	1	8
John Harbaugh	1	7

*Also won 3 NFL Championships

(Credit: ESPN.com's Jamison Hensley for note/research)

THREE-STRAIGHT TOP 3s

In 2014, senior NFL writer Rick Gosselin of *The Dallas Morning News* ranked the Ravens' special teams unit No. 5 in the league in his annual comprehensive ratings system that is based on 22 categories, assigning points according to each standing — 1 for best, 32 for worst. In 2013, Gosselin also ranked the Ravens' unit No. 5, and in 2012, he awarded them the No. 2 spot (behind Minnesota).

RAVENS THRIVE W/ ROSBURG



Special teams coordinator/associate head coach **Jerry Rosburg**, a 36-year coaching veteran, has guided a strong special teams group since arriving in Baltimore in 2008.

- Dating back to 2011, Baltimore has 7 total kick return TDs (3 PR & 4 KOR), ranking as the NFL's most.

- In 2012's Super Bowl season, the Ravens' ST units excelled. Led by Pro Bowl RS Jacoby Jones, Baltimore ranked first in the NFL in kickoff return average (27.3), also setting a team record. Jones, who became the first player ever to record dual KORs of at least 105 yards in a career, tied for a league-leading 3 kick return TDs (2 KORs & 1 PR) and averaged an NFL-best 30.7 yards per kickoff return. Jones also tied an NFL record for longest KOR in Super Bowl history with his 108-yard KOR-TD. (In 2014's Week 9 game at Pittsburgh, Jones added another 108-yard KOR-TD to his stellar resume and now has 4 total KOR-TDs over 100 yards during his career.)

- Led by Jones, the Ravens owned the NFL's best kickoff return average (28.3) in 2014. (His 30.6 mark stood No. 2 in the league.) Impressively, Baltimore has ranked in the NFL Top 5 in KOR average four times over the past seven seasons.

- In 2014, **P Sam Koch** produced the NFL's No. 3 gross average (47.4) and No. 1 net average (43.3), setting the Ravens' single-season records for each.

- Pro Bowl **K Justin Tucker**, who Rosburg scouted and helped sign as a rookie free agent, owns the NFL's second-most FGs (97) since entering the league in 2012. "Tuck" has connected on 97 of 108 FGAs to post an 89.81 success rate, the best mark in league history. He was 29-of-34 (84.4%) in 2014, with his 5 misses coming from 54, 54, 55, 57 & 64 (blocked). In 2013, Tucker set franchise records in FGs made (38) and FGs attempted (41). Going 38-of-41 on FGAs, he produced a franchise-record 140 points.

- Prior to Baltimore, Rosburg built a successful NFL special teams resume with both the Browns (2001-06) and Falcons (2007). Under his leadership, Cleveland's special teams units were consistently ranked among the NFL's best. Over a five-year span (2002-06), the Browns' special teams were ranked as the top NFL unit in Rick Gosselin's annual comprehensive special teams report.

- Four Ravens players have earned Pro Bowl honors while playing for Rosburg: ST Brendon Ayanbadejo (2008), K Billy Cundiff (2010), RS Jacoby Jones (2012) and **K Justin Tucker** (2013).

A STRONG RETURN

Since 2008, when **Jerry Rosburg** became the Ravens' special teams coordinator, Baltimore owns the NFL's No. 1 KOR average (25.4).

NFL KICKOFF RETURN AVERAGE (Since 2008 / Rosburg's Baltimore Tenure)

Rk.	Team	KOR	Yards	Avg.	Long	TD
1.	Baltimore Ravens	348	8,834	25.4	108t	6
2.	New York Jets	383	9,373	24.5	107t	6
3.	New Orleans Saints	307	7,496	24.4	99	1

KICKOFF RETURN AVERAGE (2014 Season)

1.	Baltimore Ravens	28.3
2.	Kansas City Chiefs	28.0
	Indianapolis Colts	28.0
4.	Cincinnati Bengals	27.6
5.	Philadelphia Eagles	27.3

COORDINATORS NOTES

TRESTMAN TAKES THE "O"



Marc Trestman was hired as the Ravens' offensive coordinator on Jan. 20, replacing Gary Kubiak. Trestman, the former Chicago Bears' head coach (2013-14), is a 31-year coaching veteran who has 20 years of NFL coaching experience, including eight as an offensive coordinator (see chart below).

During his time in the NFL, he has helped teams to eight playoff appearances, two conference championship games and a Super Bowl berth (XXXVII as offensive coordinator of the Raiders).

- In the five seasons prior to his Chicago arrival, Trestman was a head coach in the Canadian Football League, leading the Montreal Alouettes to back-to-back Grey Cup Championships in 2009 and 2010. He was named the CFL's Coach of the Year in 2009.

- In its first year (2013) under Trestman, Chicago's "O" posted several records by gaining a franchise-best 6,109 net yards. The air attack also set single-season records in net passing yards (4,281), completion pct. (64.4), passing TDs (32) and passer rating (96.9). The 2013 Bears also set a franchise mark with 344 first downs gained and finished second in team history with 445 points.

- QBs Jay Cutler and Josh McCown had career seasons in 2013. McCown set franchise records in passer rating (109.0), completion percentage (66.5) and lowest INT percentage (0.4), while Cutler finished second in franchise single-season history with a 63.1 completion percentage and sixth with a career-best 89.2 QB rating.

- In 2013, Pro Bowl RB Matt Forte ranked second in the NFL with 1,339 rushing yards and was third in yards from scrimmage (1,933), while Pro Bowl WRs Alshon Jeffery & Brandon Marshall were sixth and 11th, respectively, in NFL receiving yards. (Jeffery's 1,421 yards were second in Chicago annals, and Marshall's 1,295 were fifth).

TRESTMAN'S NFL OFFENSIVE COORDINATOR ROLES

- 1989: Browns** – Offensive Coordinator/QBs Coach
- 1995: 49ers** – Offensive Coordinator/QBs Coach
 - Note: 49ers' NFL ranks included first in points per game (28.6) and second in yards per game (380.4).
- 1996: 49ers** – Offensive Coordinator
 - Note: 49ers' NFL ranks included third in points per game (24.9) and sixth in yards per game (344.1).
- 1998-2000: Cardinals** – Offensive Coordinator/QBs Coach
- 2002-03: Raiders** – Offensive Coordinator/QBs Coach
 - Note: In 2002, Raiders' NFL ranks included first in yards per game (389.8) and second in points per game (28.1).

RAVENS "O" UNDER HARBS

Marc Trestman takes over the reins of a Baltimore offense that in 2014 recorded the most points (409) and total net yards (5,838) in Ravens single-season history.

RAVENS OFFENSIVE OUTPUT / SINGLE-SEASON HISTORY

TOTAL POINTS		TOTAL NET YARDS	
Year	Points	Year	Yards
2014	409	2014	5,838
2012	398	1996	5,723
2003 & 2009	391	2012	5,640

Also in 2014...

- QB **Joe Flacco** set career highs in yards (3,986) and TD passes (27), while WR **Steve Smith Sr.** posted 1,065 yards on 79 catches. WR **Torrey Smith** had 11 receiving TDs, the second most in Ravens single-season history.
- RB **Justin Forsett** had a career-high 1,266 rushing yards (the NFL's fifth most) and led the league in runs of 20-plus yards (a team-record 17).

PEES LEADS THE "D"



Dean Pees, an 11-year NFL-coaching veteran, was promoted to defensive coordinator on Jan. 27, 2012, after guiding the Ravens' LBs for two seasons. He is the sixth "D" coordinator in franchise history. Pees, who was New England's "D" coordinator from 2006-09, leads a Baltimore unit that in 2014 allowed the NFL's sixth-fewest points (18.9) and the eighth-fewest yards (336.9) per game. Baltimore was one of five teams (Buf., Det., KC & Sea.) to rank in the Top 8 in points and yards allowed.

Pees leads a unit that during the John Harbaugh Era (2008-14)...

- Has allowed the NFL's fewest points (18.2) and the third-fewest net yards (313.2) per game during this span.

POINTS PER GAME ALLOWED (Since 2008)

- Baltimore 18.2
- Pittsburgh 18.4
- San Francisco 18.9

TOUCHDOWNS ALLOWED (Since 2008)

- Baltimore 206
- Pittsburgh 217
- San Francisco 226

TOTAL NET YARDS ALLOWED (Since 2008)

- Pittsburgh 294.0
- NY Jets 310.1
- Baltimore 313.2

OPPONENT PASSER RATING (Since 2008)

- Baltimore 76.2
- Green Bay 77.8
- Pittsburgh 78.8

2014 "D" BY THE NUMBERS

30

TDs allowed by the Ravens in 2014, the NFL's fourth fewest. Baltimore allowed no more than 1 TD in nine of its 16 games last season.

18.9

Points per game the Ravens allowed in 2014, ranking as the NFL's sixth-best defensive mark.

42.6

Red zone TD percentage for Ravens' opponents in 2014, ranking as the NFL's second-best defensive mark. The Ravens yielded 23 red zone TDs on 54 trips by foes inside the 20.

55.2

Goal-to-go TD percentage success rate by Ravens opponents in 2014, ranking as the NFL's third-best defensive mark (16 TDs allowed on 29 G-to-G situations).

"D" COORDINATOR BREAKDOWN

Four "D" coordinators in Ravens history have gone on to become NFL head coaches: Marvin Lewis (1996-2001), Mike Nolan (2002-04), Rex Ryan (2005-08) and Chuck Pagano (2011). Current Raiders head coach Jack Del Rio was the Ravens' LBs coach from 1999-2001, while former Atlanta HC Mike Smith also coached on the "D" from 1999-2002.

RAVENS DEFENSIVE COORDINATOR BREAKDOWN

D Coord. (Years)	G	Avg. PPG	Net YPG	Rush YPG	Pass YPG
Dean Pees (2012-14)	48	20.8*	341.1	105.5	235.6
Chuck Pagano (2011)	16	16.6	288.9	92.6	196.3
Greg Mattison (2009-10)	32	16.6	309.7	93.6	216.1
Rex Ryan (2005-08)	64	17.6	277.8	84.0	193.8
Mike Nolan (2002-04)	48	18.8	302.0	103.7	198.3
Marvin Lewis (1996-2001)	96	19.0	304.0	93.0	211.0

*Ranks seventh in the NFL since 2012.

OZZIE NEWSOME / PERSONNEL NOTES

THE WIZARDRY OF OZ



GM **Ozzie Newsome's** legacy is unlike any the game has seen. Known throughout all of sports as a premier leader, Newsome is a Hall of Fame player, the architect of Baltimore's 2000 and 2012 Super Bowl championship teams and an elite personnel evaluator who became the NFL's first African American GM.

"Ozzie's credibility is what stands out the most," head coach **John Harbaugh** states. "And it's not just about what he has accomplished. To me, it's his commitment and focus while striving to do more."

OZZIE NEWSOME CAREER SNAPSHOT

- NFL's first African American General Manager (promoted in 2002)
- Architect of Ravens 2000 & 2012 Super Bowl Championship Teams
- NFL Executive of the Year (2000)
- Pro Football Hall of Fame (class of 1999)
- State of Alabama Hall of Fame (class of 1995)
- National Football Foundation College Hall of Fame and NCAA Hall of Fame (class of 1994)
- 13-Year NFL Tight End with Cleveland Browns (1978-90)
- Three-Time Pro Bowler (1981, 1984-85)
- Four-Time Cleveland Touchdown Club Offensive Player of the Year
- Current Member of Three Major NFL Policy-Making Committees: Competition, Diversity and Player Care Foundation Committees

FIRST-ROUND FINDS

The Ravens, led by **Ozzie Newsome**, have had 20 drafts and selected 20 players in the first round. These picks have earned an amazing 56 combined Pro Bowls, several All-Rookie honors, multiple Defensive Player of the Year Awards and two Super Bowl MVP honors.

RAVENS FIRST-ROUND DRAFT PICKS

Year	Name	Pick	Pro Bowls
1996	T Jonathan Ogden*	4	11
1996	LB Ray Lewis* ++ ~	26	13
1997	LB Peter Boulware*	4	4
1998	CB Duane Starks*	10	
1999	CB Chris McAlister*	10	3
2000	RB Jamal Lewis*=	5	1
2000	WR Travis Taylor	10	
2001	TE Todd Heap*	31	2
2002	S Ed Reed* +	24	9
2003	OLB Terrell Suggs* +	10	6
2003	QB Kyle Boller	19	
2005	WR Mark Clayton*	22	
2006	DT Haloti Ngata*	12	5
2007	G Ben Grubbs*	29	1
2008	QB Joe Flacco^ ~	18	
2009	T Michael Oher*	23	
2011	CB Jimmy Smith	27	
2013	S Matt Elam	32	
2014	LB C.J. Mosley*	17	1
2015	WR Breshad Perriman	26	

* All-Rookie Team ^ Rookie of the Year (NFL.com Fan Vote) ~ Super Bowl MVP
+ Defensive Player of the Year Awards = Offensive Player of the Year Award

Top 10 Quick Hit:

• Of the seven players chosen in the Top 10 by Baltimore, five have earned Pro Bowl status. Two of those players – Peter Boulware and Terrell Suggs – also earned Defensive Rookie of the Year honors.

Late-Round Success Quick Hit:

• The Ravens have found gems later in the first round, including LB Ray Lewis (26th), TE Todd Heap (31st), S Ed Reed (24th), G Ben Grubbs (29th), QB Joe Flacco (18th), CB Jimmy Smith (27th) and LB C.J. Mosley (17th).

BALTIMORE COACHING TREE

GM & executive VP **Ozzie Newsome** fosters a working environment that breeds standout coaches. By bringing in individuals who embrace the "Raven way," Newsome aims to create a synergy that manufactures success among scouts, coaches and players. As a result, Baltimore has had many assistants move on to become head coaches on the collegiate and NFL levels.

CURRENT HEAD COACHES WHO COACHED W/ RAVENS (Entering 2015 Season)

Head Coach (Team)	Last Position Held w/ Ravens (Years)
Jim Caldwell (Lions)	Offensive Coordinator (2012-13)
Jack Del Rio (Raiders)	Linebackers (1999-2001)
Kirk Ferentz (Iowa)	Asst. Head Coach/Offense (1996-98)
Gary Kubiak (Broncos)	Offensive Coordinator (2014)
Marvin Lewis (Bengals)	Def. Coordinator (1996-2001)
Chuck Pagano (Colts)	Def. Coordinator (2008-11)
Mike Pettine (Browns)	Outside Linebackers (2002-08)
Rex Ryan (Bills)	Asst. Head Coach/Def. Coord. (1999-2008)
David Shaw (Stanford)	Wide Receivers (2002-05)
Ken Whisenhunt (Titans)	Tight Ends (1997-98)

• Other former Ravens assistants who became head coaches include Pat Hill (Fresno State), Hue Jackson (Raiders), Eric Mangini (Jets and Browns), Rick Neuheisel (UCLA), Mike Nolan and Mike Singletary (49ers), Jim Schwartz (Lions) and Mike Smith (Falcons).

HOMEGROWN PRO BOWLERS

The Ravens have had 34 different players earn Pro Bowl honors since the team's inception in 1996. Of those, 18 are homegrown players – 16 drafted and two signed as a rookie free agent:

RAVENS HOMEGROWN PRO BOWLERS

Year Drafted (Rd.)	Name	Pro Bowls
1996 (1st)	LB Ray Lewis	13
1996 (1st)	T Jonathan Ogden	11
2002 (1st)	S Ed Reed	9
2003 (1st)	OLB Terrell Suggs	6
2006 (1st)	DT Haloti Ngata	5
1997 (1st)	OLB Peter Boulware	4
2007 (3rd)	G Marshal Yanda	4
1999 (1st)	CB Chris McAlister	3
2008 (2nd)	RB Ray Rice	3
2001 (1st)	TE Todd Heap	2
1996 (5th)	WR/RS Jermaine Lewis	2
2007 (4th)	FB Le'Ron McClain	2
2000 (6th)	OLB Adalius Thomas	2
2007 (1st)	G Ben Grubbs	1
2000 (1st)	RB Jamal Lewis	1
2014 (1st)	LB C.J. Mosley	1
2002 (RFA)	LB Bart Scott #	1
2012 (RFA)	K Justin Tucker #	1

Undrafted rookie free agent

Bold indicates 2014 Pro Bowler

RAVENS DRAFT PICKS

Of the Ravens' 19 first-round picks from 1996 to 2014, the group has produced 56 total Pro Bowl selections, marking the NFL's most. Additionally, those 19 picks have averaged 7.6 playing seasons with the Ravens, a mark that also ranks as an NFL high.

Note: Stat/note courtesy of ESPN Stats & Info

RAVENS TEAM / PERSONNEL NOTES

RAVENS RFAs

The Ravens have a history of unearthing rookie free agent gems. On their final 2014 53-man roster, Baltimore had 16 players who entered the NFL as rookie free agents. Of those 16, eight were originally signed by the Ravens (listed below):

ORIGINAL RAVENS ROOKIE FREE AGENT SIGNINGS (On Final 2014 Roster)

2010: LB Albert McClellan	2013: S Brynden Trawick
2011: LS Patrick Scales	2014: T James Hurst
2012: K Justin Tucker	2014: LB Zachary Orr
2013: WR Marlon Brown	2014: RB Fitzgerald Toussaint

UNDRAFTED SUCCESS

Rookie free agents **T James Hurst**, **LB Zachary Orr** and **RB Fitzgerald Toussaint** made the Ravens' 53-man 2014 Week 1 roster. Their statuses mark the 11th-straight season a RFA has made Baltimore's roster, tying for the NFL's third-longest streak.

CONSECUTIVE SEASONS W/ ROOKIE FA ON WEEK 1 ROSTER (Current NFL Streaks)

Rk.	Team	Seasons
1.	Indianapolis Colts	15
2.	Kansas City Chiefs	12
3.	Baltimore Ravens	11
	Denver Broncos	11
	New England Patriots	11

(Stat credit: Broncos PR)

BATTLE IN THE NORTH

The Ravens have produced four AFC North titles since 2002 division realignment, including back-to-back division crowns from 2011-12 under head coach **John Harbaugh**.

MOST AFC NORTH TITLES (Since 2002 Division Realignment)

Rk.	Team	AFC North Titles
1.	Pittsburgh Steelers	6
2.	Baltimore Ravens	4
3.	Cincinnati Bengals	3
4.	Cleveland Browns	0

RAVENS AFC NORTH TITLE SEASONS (Franchise History)

Season	Coach	Final Record	Postseason (Rec.)
2012	John Harbaugh	10-6	SB Champs (4-0)
2011	John Harbaugh	12-4	AFC Champ. (1-1)
2006	Brian Billick	13-3	Div. Game (0-1)
2003	Brian Billick	10-6	WC Game (0-1)

SIX OF SEVEN

Baltimore is one of four teams to earn a playoff berth six of the past seven seasons, doing so from 2008-12 and in 2014. In each of those respective postseasons, the Ravens won at least one playoff game.

MOST NFL PLAYOFF BERTHS (2008-14 / Past Seven Seasons)

Berths	Team	Seasons
6	Baltimore Ravens	2008-12, 2014
6	Green Bay Packers	2009-14
6	Indianapolis Colts	2008-10, 2012-14
6	New England Patriots	2009-14

RAVENS "20/20" CLUB

The Ravens' "20/20 Club" includes members of the team's personnel staff who started with the Ravens as young assistants and grew into evaluators with more input. The term "20/20" refers to hiring 20-year-olds for \$20,000. According to **Ozzie Newsome**: "The guys actually started when they were a little older than 20 and for more than \$20,000, but that's what we call them."

RAVENS "20/20 CLUB" GRADUATES (Current Personnel Staff)

Name	Joined Ravens	Current Title
George Kokinis (Cle.)	1991	Senior Personnel Asst.
Eric DeCosta	1996	Assistant General Manager
Joe Hortiz	1998	Director of College Scouting
Chad Alexander	1999	Asst. Dir. of Pro Personnel
Mark Azevedo	2005	Northeast Area Scout
David Blackburn	2007	West Area Scout
Ian Cunningham	2008	Southeast Area Scout

QUITE THE STREAK

TEAMS TO WIN AT LEAST ONE PLAYOFF GAME IN FIVE-CONSECUTIVE POSTSEASONS (Since 1970 Merger)

Team	Cons. Seasons	Years	Wins
Dallas Cowboys	6	1991-96	12
Baltimore Ravens	5	2008-12	9
New England Patriots	5	2003-07	11
Philadelphia Eagles	5	2000-04	7
Green Bay Packers	5	1993-97	9
Oakland Raiders	5	1973-77	7

CONSISTENT CONTENDERS

The Baltimore Ravens have earned 10 playoff berths in their 19-year history (2014, 2012, 2011, 2010, 2009, 2008, 2006, 2003, 2001, 2000). Baltimore's 10 berths since 2000 rank third in the AFC and tie for fourth in the NFL.

MOST NFL PLAYOFF BERTHS (2000-14)

AFC	NFC
13 - Indianapolis	11 - Green Bay
12 - New England	10 - Philadelphia
10 - Baltimore	9 - Seattle
9 - Pittsburgh	7 - NY Giants
8 - Denver	

AN ELITE GROUP

The Baltimore Ravens have won two Super Bowl titles during their 19-year history, capturing the Lombardi Trophy in 2000 and 2012. Baltimore is just one of four NFL franchises to win multiple World Championships since 2000.



MOST SUPER BOWL CHAMPIONSHIPS (Since 2000 Season)

Titles	Team	Seasons
4	New England Patriots	2001, 2003-04, 2014
2	Baltimore Ravens	2000, 2012
2	New York Giants	2007, 2011
2	Pittsburgh Steelers	2005, 2008

IRONMEN / TURNOVER INFO

NFL IRONMEN

Among NFL players, **QB Joe Flacco** (112) & **FB Kyle Juszczyk** (32) rank third and fourth, respectively, at their positions for most consecutive games played. (Juszczyk is tied with three other players.)

CONSECUTIVE GAMES PLAYED / CURRENT NFL STREAKS

QUARTERBACKS		FULLBACKS	
1. Eli Manning (NYG)167	1. Jackie Battle (Ten.) 48	2. Jamize Olawale (Oak.) 35	
2. Philip Rivers (SD)145	3. Jed Collins (FA) 33		
3. Joe Flacco (Bal.)112	4. Kyle Juszczyk (Bal.) 32		
4. Tom Brady (NE) 96			

DURABLE RAVENS

P Sam Koch (144-straight contests) has not missed a game in his NFL career, a streak that ranks first in Ravens franchise history.

RAVENS CONSECUTIVE GAMES PLAYED / CURRENT STREAKS

Rk.	Player	Games
1.	Sam Koch	144
2.	Joe Flacco	112
3.	J. Tucker & C. Upshaw	48

RAVENS CONSECUTIVE GAMES PLAYED / ALL-TIME STREAKS

Rk.	Player	Games	Years
1.	Sam Koch	144	2006-present
2.	Jarret Johnson	129	2003-11
3.	Joe Flacco	112	2008-present
4.	Peter Boulware	111	1997-2003
5.	Matt Stover	110	2002-08

FINAL 2014 PLAYER RANKINGS

Player	Category	No.	AFC Rank	NFL Rank
Elvis Dumervil	Sack Yards	127.5	2	2
Elvis Dumervil	Sacks	17.0	3	3
Justin Forsett	Rushing YPC (RBs)	5.4	1	1
Justin Forsett	20 + Yard Rushes	17	1	1
Justin Forsett	10 + Yard Rushes	40	1	2
Justin Forsett	Rushing Yards	1,266	2	5
Justin Forsett	Rushing Touchdowns	8	3t	8t
Justin Forsett	Scrimmage Yards	1,529	5	10
Jacoby Jones	Longest KOR	108t	1	1
Jacoby Jones	Single-Game KOR Yards	188	1	2
Jacoby Jones	KOR Average	30.6	2	2
Jacoby Jones	Punt Return Average	9.2	5	9t
Sam Koch	Net Punting Average	43.3	1	1
Sam Koch	Gross Punting Average	47.4	2	3
Sam Koch	Longest Punt	73	3	4
C.J. Mosley	Total Tackles	129	3	8
Daryl Smith	Total Tackles	127	4	9
Torrey Smith	Receiving TDs	11	5t	10t
Terrell Suggs	Sack Yards	87	4	7
Terrell Suggs	Sacks	12.0	6	9t
Justin Tucker	KO Touchbacks	60	3	4
Justin Tucker	Field Goals Made	29	6t	8t
Justin Tucker	Leading Scorers (Ks)	129	6	10

THE GIVE & TAKE

Since head coach **John Harbaugh** took over the Ravens in 2008, Baltimore has compiled a +38 turnover margin, ranking as the NFL's fourth-best mark. (The Ravens were +2 in 2014.)

NFL'S TOP TURNOVER MARGIN / SINCE 2008

Rk.	Team	Turnover Diff.	Take-Aways	Give-Aways
1.	New England	+98	217	119
2.	Green Bay	+83	210	127
3.	San Francisco	+47	195	148
4.	Baltimore	+38	190	152

MOST TAKE-AWAYS (Since 2008)

1.	Chicago 222
2.	New England 217
3.	Green Bay 210
4.	NY Giants 206
5.	Philadelphia 197

FEWEST GIVE-AWAYS (Since 2008)

1.	New England 119
2.	Green Bay 127
3.	San Francisco 148
4.	Baltimore 152
5.	Atlanta 153

PROTECT THE PIGSKIN

During the **John Harbaugh** Era (since 2008), the Ravens have produced 33 games without turning the ball over, a mark that ranks fourth best in the NFL. Baltimore's record is 29-4 in those contests.

ZERO-TURNOVER GAMES (Since 2008)

Rk.	Team	Zero-Turnover Games
1.	New England Patriots	43
2.	Green Bay Packers	36
3.	San Francisco 49ers	35
4.	Baltimore Ravens	33
5.	Indianapolis Colts	30

TURNOVER TABLE

Year	TA/TO	Plus/Minus	Record
2014	22/20	+2	10-6
2013	24/29	-5	8-8
2012	25/16	+9	10-6
2011	25/23	+2	12-4
2010	27/20	+7	12-4
2009	32/22	+10	9-7
2008	34/21	+13	11-5
2007	23/40	-17	5-11
2006	40/23	+17	13-3
2005	26/36	-10	6-10
2004	34/23	+11	9-7
2003	41/38	+3	10-6
2002	31/32	-1	7-9
2001	28/36	-8	10-6
2000	49/26	+23	12-4
Total	461/401	+60	144-96

Since 2000, here are the Ravens' records in a game:

When turnover ratio is +2 or better 67-3
 When turnover ratio is +1 or better 95-11
 When turnover ratio is even 25-18
 When turnover ratio is negative 23-67

67-3

Since 2000, the Ravens own a 67-3 record when posting at least a +2 turnover margin in a game, with the only losses coming in 2010 in a 23-20 OT thriller at NE, in 2012 in a 24-23 dramatic game at Phi. and in Week 13 of 2014's season in a tight 34-33 loss vs. SD.

THAT M&T MAGIC

HARBAUGH AT HOME

Under **John Harbaugh**, the Ravens have won 36 of their last 43 regular season home games and are 45-11 in games played in Baltimore, ranking as the NFL's second-best home mark since the 2008 NFL campaign began.

NFL'S BEST REGULAR SEASON HOME RECORDS (John Harbaugh Era / Since 2008)

Rk.	Team	Record	Pct.
1.	New England Patriots	49-7	.875
2.	Baltimore Ravens	45-11	.804
3.	Green Bay Packers	44-11-1	.795

DOMINANT IN BALTIMORE

Simply put, the Ravens have been dominant at home since the day they arrived in Baltimore. Below are the Ravens' respective home records and corresponding NFL rankings during several periods.

RAVENS HOME RECORDS / NFL RANKINGS

Time Period (Milestone)	Record	NFL Rank
Since 2010 (Past Five Seasons)	33-7	3
Since 2008 (John Harbaugh's Arrival)	45-11	2
Since 2000 (First Super Bowl Season)	91-29	2
Since 1998 (M&T Bank Stadium Opened)	99-37	3
Since 1996 (Team's Inception)	106-45-1	4t

NONE BETTER THAN B-MORE

The Ravens' defense has been dominant at home over the past several seasons with **John Harbaugh** at the team's helm. Since 2008, Baltimore has allowed foes to score an average of 20-or-more points only once (2012) at M&T Bank Stadium.

RAVENS POINTS PER GAME ALLOWED AT HOME (2008-14)

Rk.	Season	Points/Game	NFL Rank
1.	2008	10.0	1
2.	2009	11.9	1
3.	2014	13.6	1
4.	2011	14.9	3
5.	2010	16.5	6
6.	2013	17.6	5
7.	2012	22.4	20

SHUT 'EM DOWN

FEWEST POINTS/GAME ALLOWED AT HOME (2014 Season)

1.	Baltimore	13.6
2.	Seattle	15.4
3.	Detroit	15.6
4.	Kansas City	15.8

The Ravens allowed 13.6 points per game at "The Bank" in 2014, ranking as the NFL's top home average. Baltimore has permitted an NFL-best 15.3 ppg at home during the **John Harbaugh** Era. Under "Harbs," the Ravens are 24-0 at home when allowing 10 points or less.

CHARM CITY SACKS

MOST SACKS AT HOME / SINCE 2011

Rk.	Team	Sacks	Yards
1.	Minnesota Vikings	101	644
2.	Baltimore Ravens	100	681
	Buffalo Bills	100	638

• The Ravens tallied at least 5 sacks in three home games in 2014 (10/19 vs. Atl., 11/9 vs. Ten. and 12/14 vs. Jax.). Since 2011, Baltimore has at least 5 sacks in seven different home games (all victories).

M&T BANK SECURITY

The Ravens' "D" has been stout at home for many seasons. Since 2003, Baltimore ranks first in fewest points allowed per game among NFL home teams. The Ravens have also registered the most INTs (127) and most sacks (269) among home teams.

BEST NFL DEFENSES AT HOME (Since 2003)

TOTAL DEFENSE (Fewest Yards Allowed)

1.	Pittsburgh	284.1
2.	Baltimore	288.0
3.	NY Jets	302.2

POINTS PER GAME (Fewest Allowed)

1.	Baltimore	15.6
2.	New England	16.8
3.	Seattle	17.2

INTERCEPTIONS (Most in NFL)

1.	Baltimore	127
2.	Chicago	124
3.	New England	123

SACKS (Most in NFL)

1.	Baltimore	269
2.	Minnesota	264
3.	NY Giants	262

HOME SWEET HOME

• Under head coach **John Harbaugh**, the Ravens are 16-5 in home games played against AFC North foes.

• Baltimore has won 11 of its last 13 home games vs. AFC North foes.

• In the Ravens' 19-year history, Baltimore has hosted 17 games when the temperature was below 40 degrees. Impressively, the Ravens are 15-2 in these contests, winning 15 of the past 16.

• The Ravens are 11-5 at home in the month of December under coach Harbaugh and 31-13 in such games during their 19-year history.

• Under coach Harbaugh, the Ravens are 12-2 in November home games, producing the NFL's best such mark since 2008. The Ravens have won 10 of their past 11 home games in November.

• The Ravens are 11-1 at home all time against teams from the West Coast (Oak. – 5-0, SD – 2-1, SF – 2-0 and Sea. – 2-0).

• Baltimore has won 16 of its last 17 home games vs. NFC teams.

• Under coach Harbaugh, the Ravens are 13-1 in September home games, ranking as the NFL's best such mark since 2008. The Ravens have won 16 of their past 17 home games in September.

AT HOME UNDER HARBS

15.3

Points per game Baltimore has permitted at home since 2008, the NFL's best defensive mark (SF is next at 17.1).

67

Interceptions by the Ravens at home since 2008, tying (Chi. and NE) for the NFL's fifth most.

70.3

Passer rating the Ravens have forced for opposing QBs at M&T Bank Stadium since 2008, the NFL's top defensive mark.

293.4

Yards per game the Ravens' defense has permitted at home since 2008, ranking as the NFL's third-stingiest average during that span.

1,432-855

Ratio the Ravens have outscored opponents at home since 2008, limiting foes to 15.3 points per game. In their 45 wins during this span, the margin of victory has been 12.8 ppg.

DEFENSIVE NOTES

TOP 2014 "D" RANKINGS

Baltimore's defense ranked in the Top 6 in several scoring categories, including sixth in points allowed per game (18.9).

POINTS PER GAME ALLOWED

1. Seattle 15.9
2. Kansas City 17.6
3. Detroit 17.6
4. Buffalo 18.1
5. Arizona 18.7
6. **Baltimore** **18.9**

OPP. GOAL-TO-GOAL TD EFFICIENCY

1. San Diego 51.9
2. Kansas City 53.6
3. **Baltimore** **55.2**
4. NY Giants 55.6

OPP. RED ZONE TD PCT.

1. Kansas City 38.9
2. **Baltimore** **42.6**
3. Arizona 43.9
4. St. Louis 46.2
5. Cleveland 46.3
6. Hou./NE 47.8

RED ZONE TAKE-AWAYS

1. **Baltimore** **6**
- Atlanta 6
- Detroit 6
- Houston 6

RED ZONE SUCCESS

- Baltimore is the only team to rank among the NFL's Top 5 in red zone defense in 10 of the past 11 seasons, including a streak of nine straight from 2004-12. Baltimore is also the only NFL team to rank in the Top 7 in each of the past 11 years.

- The Ravens have ranked in the NFL's Top 5 in red zone "D" for 10 of the past 11 seasons: 2004 (second), 2005 (fifth), 2006 (first), 2007 (third), 2008 (second), 2009 (fourth), 2010 (fifth), 2011 (first), 2012 (second), 2013 (seventh) & 2014 (second).

DOUBLE TROUBLE

RAVENS TOP SACK DUOS (Single-Season Franchise History)

Rk.	Year	Player (Sacks)	Player (Sacks)	Cmb. Sacks
1.	2014	Elvis Dumervil (17)	Terrell Suggs (12)	29.0
2.	2006	Trevor Pryce (13)	Adalius Thomas (11)	24.0
3.	1998	Michael McCrary (14.5)	Peter Boulware (8.5)	23.0

MAKING SHORT WORK

Since **Dean Pees** was named the Ravens' "D" coordinator in 2012, Baltimore has forced the NFL's second-most three-&-outs (153). The Ravens produced the league's second-most three-and-outs (54) in 2013, and in 2014, had 43 (tying, NYG, for ninth in the NFL). Baltimore's 23.9 defensive three-and-out percentage ranked sixth.

DEFENSIVE THREE-AND-OUTS (Since 2012)

Rk.	Team	3-&-Out Drives
1.	Denver Broncos	164
2.	Baltimore Ravens	153
3.	Arizona Cardinals	149

NO 100s HERE

The Ravens haven't allowed a 100-yard rusher in 26-straight games, ranking as the NFL's longest active streak. The last player to gain "100" was Green Bay's Eddie Lacy (120) on 10/13/13.

LONGEST CURRENT STREAKS / CONSECUTIVE GAMES WITHOUT ALLOWING 100-YARD RUSHER

Rk.	Team	Games
1.	Baltimore Ravens	26
2.	New England Patriots	8

Rush "D" Quick Hits:

- From 2006-09, the Ravens produced a 39-game streak of not allowing a 100-yard rusher.
- The Ravens allowed 3.62 yards per carry in 2014, the NFL's third-best mark.

"D" NUMBERS TO RAVE ABOUT

8-0

The Ravens' record since 2010 when producing a defensive TD. Only Kansas City (11-0) and Seattle (15-0) have also gone undefeated during this span when posting a D-TD.

15

Games the Ravens have not allowed an opponent to score a TD, ranking as the NFL's second-best mark (SF, 18) since 2008.

19

Consecutive seasons the Ravens' defense has held opponents to a 4.0 rushing average or less, the NFL's longest such streak.

87

Goal-to-go TDs allowed by the Ravens since 2008, ranking as the NFL's fewest (Pittsburgh is next with 92).

SHUTOUT CITY

Since 2000, Baltimore's "D" has tied (Seattle) to produce the NFL's most shutouts, blanking opponents nine times. The Ravens' last shutout came on 11/16/09 in a 16-0 Monday night win at Cleveland.

NFL SHUTOUT LEADERS (Since 2000)

Rk.	Team	Shutouts
1.	Baltimore / Seattle	9
2.	New England / Pittsburgh	8

PROFITABLE RETURNS

Since 1996, the Ravens own 54 defensive TDs, scoring at least one in each season of the franchise's existence, including **S Will Hill's** 44-yard INT-TD in Week 12 at NO. Baltimore is 43-7 all time when tallying a D-TD, and since 2003, owns the NFL's third most (41), going 32-5.

NFL DEFENSIVE TOUCHDOWNS (Since 2003)

Rk.	Team	D-TDs
1.	Green Bay Packers	46
2.	Chicago Bears	42
3.	Baltimore Ravens	41

INTERCEPTION TDs (Since 2003)

1.	Chicago 33
2.	Baltimore 31
	Green Bay 31

HISTORY OF DOMINANCE

Dating back to their 2000 Super Bowl-winning season, the Ravens' "D" ranks in the Top 3 in most significant categories.

TOTAL DEFENSE (Yards Allowed Since 2000)

1. Pittsburgh 288.1
2. **Baltimore** **298.3**
3. NY Jets 316.3

TAKE-AWAYS (Most Since 2000)

1. Chicago 467
2. New England 465
3. **Baltimore** **462**

3RD-DOWN CONV. PCT. (Pct. Since 2000)

1. **Baltimore** **34.7**
2. Philadelphia 35.4
3. Chicago 35.9

INTERCEPTIONS (Most Since 2000)

1. Green Bay 300
2. Tampa Bay 291
3. **Baltimore** **287**

POINTS PER GAME (Fewest Allowed Since 2000)

1. **Baltimore** **17.7**
2. Pittsburgh 17.9
3. New England 18.9

RUSHING YARDS/GAME (Fewest Allowed Since 2000)

1. Pittsburgh 90.7
2. **Baltimore** **92.8**
3. Minnesota 104.3

4TH-DOWN CONV. PCT. (Pct. Since 2000)

1. **Baltimore** **41.5**
2. New England 42.8
3. Philadelphia 43.7

OPPONENT QB RATING (Lowest Since 2000)

1. **Baltimore** **73.7**
2. Pittsburgh 76.6
3. Green Bay 77.4

OFFENSIVE NOTES

BIG DAY IN TAMPA BAY

The Ravens' 48-17 victory at Tampa in 2014 was a record-breaking (or tying) offensive affair. Here are the notable franchise marks from the game:

- **Points in a Road Game:** 48 – Ravens record
- **First-Half Points:** 38 – Ravens record
- **First-Quarter Points:** 28 – Ravens record
- **Points in a Quarter on Road:** 28 (first quarter) – Ravens record
- **Passer Rating:** 149.7, Joe Flacco – Ravens record
- **Passing TDs in a Quarter:** 4 (first quarter), Joe Flacco – Ravens record
- **First Quarter Passing TDs:** 4, Joe Flacco – *ties NFL record*
- **Passing TDs:** 5, Joe Flacco – Ravens record (tied Tony Banks, 9/10/00 vs. Jax.)
- **Total Points in a Half:** 38 (first half) – Ravens 2nd most
- **Total Points:** 48 – Ravens 2nd most (tied with two other occasions)
- **Total TDs:** 6 – Ravens 2nd most (tied with two other occasions)



PLENTY 'O POINTS

In 2014's win at Tampa Bay, Baltimore scored 48 points, tying the franchise's No. 2 single-game mark and setting a new road game standard. The 48 also ranked as the NFL's most road points in 2014.

RAVENS SINGLE-GAME POINTS (Franchise History)

Pts.	Game	Result
55	11/11/12 vs. Oak.	W, 55-20
48	10/12/14 at TB	W, 48-17
48	12/13/09 vs. Det.	W, 48-3
48	12/19/05 vs. GB	W, 48-3

MOST POINTS ON THE ROAD (2014 NFL Season)

Rk.	Team	Pts.	Game
1.	Baltimore	48	10/12 at TB
2.	NY Giants	45	9/25 at Was.
3.	Dallas	44	12/28 vs. Was.
	Indianapolis	44	9/21 at Jax.

ROAD WARRIORS

The Ravens averaged 25.8 points per game *on the road* in 2014, fifth best in the NFL. Baltimore scored at least 23 points in six road games.

NFL POINTS PER GAME ON THE ROAD / 2014 SEASON

Rk.	Team	Points	Points/Game
1.	Dallas Cowboys	275	34.4
2.	Indianapolis Colts	234	29.3
3.	New Orleans Saints	215	26.9
4.	Philadelphia Eagles	213	26.6
5.	Baltimore Ravens	206	25.8

LIMITING MISTAKES

The Ravens committed just 16 turnovers in their 2012 Super Bowl-winning campaign, producing a franchise single-season low. (They had 20 in 2014.) In team history, Baltimore's fewest penalties committed occurred during the 2001 season.

FEWEST PENALTIES (Ravens Single-Season History)

Year	Penalties
2001	89
2010	90
2011	92
1996/2004	94

Ravens had 111 penalties in '14

FEWEST TURNOVERS (Ravens Single-Season History)

Year	TO
2012	16
2014	20
2010	20
2008	21

SUSTAINING SUCCESS

Baltimore produced just 30 three-and-outs on 182 offensive series, yielding a 16.5% mark, which ranked sixth best in the NFL.

THREE-AND-OUT PERCENTAGE / OFFENSIVE DRIVES / 2014

Rk.	Team	Series	3&O Drives	3&O Pct.
1.	Miami Dolphins	181	23	12.7
2.	Green Bay Packers	169	23	13.6
3.	Dallas Cowboys	179	28	15.6
4.	New Orleans Saints	174	28	16.1
	Pittsburgh Steelers	174	28	16.1
6.	Baltimore Ravens	182	30	16.5

RUN RAVENS, RUN

In 2014, the Ravens produced an NFL-best 24 runs of 20+ yards. Baltimore's run game (126.2 ypg - eighth in the NFL) ranked in the Top 5 in several key rushing categories.

RUSHING FIRST DOWNS (2014 Season)

1.	Seattle	144
2.	Cincinnati	122
3.	Carolina	117
4.	Baltimore	113

RUSHES OF 10+ YARDS (2014 Season)

1.	Seattle	83
2.	Green Bay	67
3.	Baltimore	63
4.	San Francisco	62

4TH QTR. RUSHING YARDS (2014 Season)

1.	Seattle	809
2.	Baltimore	751
3.	New Orleans	594

RUSHES OF 20+ YARDS (2014 Season)

1.	Baltimore	24
2.	Dallas	19
3.	Seattle	17

TOP "O" UNDER JOHN/JOE

The Ravens' Top 5 all-time single-game offensive outputs have come during the **John Harbaugh/QB Joe Flacco** Era. In Week 6's win at Tampa Bay, Baltimore posted the ninth-most total net yards in team history (475), a figure that stood as a 2014 high and the seventh most during the Harbaugh/Flacco tenure.

RAVENS TOP TOTAL NET YARDS (Single-Game History)

Yards	Game/Date	Results
553	9/25/11 at STL	W, 37-7
548	12/13/09 vs. Det.	W, 48-3
533	12/23/12 vs. NYG	W, 33-14
503	9/23/12 vs. NE	W, 31-30
501	9/13/09 vs. KC	W, 38-24

RAVENS TOP TOTAL YARDS / 2014

10/12 at TB	475	W
09/28 vs. Car.	454	W
11/24 at NO	449	W
12/07 at Mia.	447	W
09/07 vs. Cin.	423	L
12/28 vs. Cle.	419	W
09/21 at Cle.	377	W
10/19 vs. Atl.	371	W

THIRDTASTIC

In Week 4's 38-10 win vs. Carolina, the Ravens set a franchise record by converting 76.9% of their third downs (Baltimore was 10-of-13 on the day). The 76.9 mark ranked as the NFL's third-best single-game figure in 2014, bested only by New England's 81.8% on 11/16 at Indy & San Diego's 81.8% at Baltimore on 11/30.

RAVENS THIRD-DOWN CONVERSIONS (Single-Game Franchise Records)

Rk.	Game	Con.-Att.	Pct.
1.	09/28/14 vs. Car.	10-13	76.9*
2.	09/24/00 vs. Cin.	12-17	70.6
3.	11/24/14 at NO	9-13	69.2

* Ranks as the NFL's third-best single-game mark in 2014.

2014: FRANCHISE BESTS

In 2014, the Ravens recorded the most points (409) and total yards (5,838) in single-season team history. The previous bests were 398 points (2012) and 5,723 yards (1996).

RAVENS OFFENSIVE OUTPUT (Single-Season History)

TOTAL POINTS		TOTAL NET YARDS	
Year	Points	Year	Yards
2014	409	2014	5,838
2012	398	1996	5,723
2009	391	2012	5,640
2003	391	2009	5,619
2008	385	2011	5,419

ALL-TIME RESULTS / TRENDS

RAVENS ALL-TIME RECORDS

	<u>Overall Record</u>	<u>Home</u>	<u>Away</u>
Overall	168-135-1	106-45-1	62-90
In M&T Bank Stadium (since 1998)	99-37	99-37	n/a
Coached by Ted Marchibroda	16-31-1	11-12-1	5-19
Coached by Brian Billick	80-64	50-22	30-42
Coached by John Harbaugh	72-40	45-11	27-29
vs. AFC Teams	129-107	82-42	47-65
vs. AFC North	45-33	28-11	17-22
vs. AFC Central (1996-2001)	26-28	13-14	13-14
vs. AFC East	19-18	13-5	6-13
vs. AFC South	14-14	10-4	4-10
vs. AFC West	21-14	14-5	7-9
vs. NFC Teams	44-29-1	29-6-1	15-23
vs. NFC North	6-6	5-1	1-5
vs. NFC Central (1996-2001)	3-5	3-1	0-4
vs. NFC East	12-6-1	7-1-1	5-5
vs. NFC South	10-6	5-3	5-3
vs. NFC West	13-6	9-0	4-6
On Monday Night Football - ABC/ESPN	10-9	4-2	6-7
On NBC/ESPN - Sunday Night or Thursday Night	15-13	11-5	4-8
On NFL Network	4-2	3-0	1-2
In Overtime	11-9-1	7-2-1	4-7
Ravens Shutout Wins	10-0	5-0	5-0
In Season Openers	9-10	6-4	3-6
Indoors	6-12	n/a	6-12

Note: Baltimore has played in Houston's Reliant/NRG Stadium five times (3-2), Indy's Lucas Oil Stadium twice (0-2) and Dallas' Texas Stadium once (1-0). Three of those games at Reliant Stadium (12/13/10, 10/21/12 & 12/21/14) came when the roof was closed, meaning those games were "indoors," while the other games listed are considered "outdoors" due to open roofs.

In August	0-1	0-1	0-0
In September	40-25	27-6	13-19
In October	32-39	18-14	14-25
In November	47-35-1	27-11-1	20-24
In December	44-33	31-13	13-20
In January	5-2	3-0	2-2

RAVENS TRENDS

<u>Team</u>	<u>Since 2000</u>	<u>Since 2008</u>	<u>2014</u>
Record	144-96	72-40	10-6
vs. AFC North (since 2002)	45-33	27-15	3-3
vs. AFC	107-74	53-31	6-6
vs. NFC	37-22	19-9	4-0
Home	91-29	45-11	6-2
Away	53-67	27-29	4-4
On grass	58-51	20-15	3-2
Artificial turf	86-45	52-25	7-4
Outdoors	139-87	66-35	9-5
Indoors	5-9	4-4	1-1
September	32-18	17-7	3-1
October	29-28	13-12	2-2
November	42-23	22-9	2-2
December	36-26	17-12	3-1
January	5-1	3-0	0-0
Leading at halftime	112-17	57-11	5-1
Trailing at halftime	23-68	10-26	3-5
Tied at halftime	9-11	5-3	2-0
Tied after 3 quarters	3-6	1-2	0-0
Leading After 3 quarters	123-13	65-11	8-1
Trailing after 3 quarters	19-76	6-30	2-5
Decided by 7 points or less	57-51	26-27	2-4
Decided by 3 points or less	33-31	17-17	1-3
When scoring first	97-27	52-12	8-2
When not scoring first	47-69	20-28	2-4
Positive or even turnover ratio	121-30	57-17	7-3
Negative turnover ratio	23-67	15-23	3-3
Winning penalty ratio	66-40	35-14	4-2
Losing penalty ratio	68-48	31-20	6-3
Overtime	8-7	5-4	0-0
When returning a KOR for a TD	5-2	5-1	0-1
When returning a PR for a TD	7-2	3-0	0-0

<u>Offense</u>	<u>Since 2000</u>	<u>Since 2008</u>	<u>2014</u>
Scoring 20 or more points	110-30	59-15	10-3
Scoring 30 or more points	50-4	30-2	3-1
Having 20 or more first downs	63-33	41-14	8-3
Totaling 350 or more net yards	64-26	39-11	7-2
At least 35 minutes time of poss.	37-5	17-3	1-0
Rushing for 150 or more yards	49-12	24-4	6-0
When not throwing an INT	83-14	45-7	7-1
With a 100-yard rusher	50-18	22-5	4-1
Without a 100-yard rusher	94-78	50-35	6-5
With a 100-yard receiver	32-15	19-8	3-1
Without a 100-yard receiver	112-81	53-32	7-5
With a 300-yard passer	18-11	15-6	3-2
Without a 300-yard passer	126-85	57-34	7-4

<u>Defense</u>	<u>Since 2000</u>	<u>Since 2008</u>	<u>2014</u>
When scoring a defensive TD	37-5	14-2	1-0
When returning an INT for a TD	31-2	13-1	1-0
When returning a fumble for a TD	7-3	2-1	0-0
Recording 3 or more sacks	78-28	32-14	7-1
Holding opp. under 250 net yards	41-4	25-4	3-0
Holding opp. under 21 points	114-32	57-11	8-1
Holding opp. under 15 points	93-14	45-4	7-0
Allowing a 100-yard rusher	13-19	6-8	0-0
Not allowing a 100-yard rusher	130-78	66-32	10-6
Allowing a 100-yard receiver	30-31	13-15	1-4
Not allowing a 100-yard receiver	115-64	59-25	9-2
Allowing a 300-yard passer	21-17	13-9	2-4
Not allowing a 300-yard passer	122-79	59-31	8-2

RAVENS PLAYER NOTES

FRANCHISE LEADERS



In the 2014 48-17 win at Tampa Bay, QB Joe Flacco tied a franchise record by throwing 5 TD passes (all occurring in the first 16:03 of the game). Flacco became the fastest QB in NFL history to throw 5 scores in a game. In 2014, the seven-year veteran was 344-of-554 for 3,986 yards, 27 TDs and 12 INTs.

RAVENS ALL-TIME PASSING LEADERS (Franchise History)

Rk.	Player	G	Att	Cmp	Pct	Yards	TD	INT	Rate
1.	Joe Flacco	112	3,657	2,213	60.5	25,531	148	90	84.8
2.	Kyle Boller	53	1,311	746	56.9	7,846	45	44	71.9
3.	V. Testaverde	29	1,019	596	58.5	7,148	51	34	82.8

A BANNER YEAR

QB Joe Flacco set career highs in yards (3,986) and TD passes (27) in 2014. His previous bests were 3,912 yards (2013) and 25 TDs (2010). Flacco's 3,986 yards rank as the second most in Ravens single-season history (4,177 by Vinny Testaverde in 1996).

In 2014, QB Joe Flacco helped the Ravens record the most points (409) and total yards (5,838) in single-season team history. The previous bests were 398 points (2012) & 5,723 yards (1996).

RAVENS OFFENSIVE OUTPUT / SINGLE-SEASON HISTORY

TOTAL POINTS		TOTAL NET YARDS	
Year	Points	Year	Yards
2014	409	2014	5,838
2012	398	1996	5,723
2009/2003	391	2012	5,640

JOE HOT AT HOME

QB Joe Flacco has been stout at M&T Bank Stadium over the past four-plus seasons, helping lead the Ravens to a 33-7 record.

JOE FLACCO AT HOME / SINCE 2010

Player (Record)	Att	Cmp	Pct	Yards	TD	INT	Rate
Joe Flacco (33-7)	1,300	798	61.4	9,923	62	24	93.2

RAVENS RECORDS

QB Joe Flacco has also posted three of the Top 4 passing games and five of the Top 6 passing seasons in team history.

RAVENS SINGLE-GAME PASSING YARDS

Yards	Player	Opp./Date
429	Vinny Testaverde	vs. STL, 10/27/96
389	Joe Flacco	at STL, 9/25/11
385	Joe Flacco	at Min., 10/18/09
382	Joe Flacco	vs. NE, 9/23/12

RAVENS SINGLE-SEASON PASSING YARDS

Rk.	Player (Year)	Cmp-Att	Pct.	Yards	TD	INT	Rate
1.	V. Testaverde ('96)	325-549	59.2	4,177	33	19	88.7
2.	Joe Flacco ('14)	344-554	62.0	3,986	27	12	91.0
3.	Joe Flacco ('13)	362-614	59.0	3,912	19	22	73.1
4.	Joe Flacco ('12)	317-531	59.7	3,817	22	10	87.7
5.	Joe Flacco ('10)	306-489	62.6	3,622	25	10	93.6

QB Rating Quick Hits:

• Flacco owns a franchise-record 39 100-plus single-game QB ratings, including seven in 2014 (three on the road and four at home).

JUST-WIN JOE

• Flacco's 72 regular season wins are third most (behind T. Brady - 74 & P. Manning - 74) among starting QBs since 2008.

• Flacco has 45 career regular season wins at home, tying Tom Brady for the most among starting QBs since Flacco entered the league in 2008.

• Flacco is 33-7 in home games dating back to 2010.

• Baltimore is 34-5 when Flacco produces at least a 100.0 passer rating.

• Baltimore is 21-3 when Flacco is at 110.0 or better.

• Flacco's 72 reg. season wins from 2008-14 are the most by a starting QB in his first seven seasons in NFL history.

MOST TOTAL WINS BY QBs (Includes Playoffs / Since 2008)

Rk.	Player	Record
1.	Joe Flacco	82-45
2.	Tom Brady	81-28
3.	Peyton Manning	78-28
4.	Aaron Rodgers	76-38
5.	Drew Brees	75-44

MOST CONSECUTIVE STARTS BY QUARTERBACKS (Active Streaks / Regular Season)

Rk.	Player	Starts
1.	Eli Manning	167
2.	Philip Rivers	144
3.	Joe Flacco	112

MOST REG. SEASON WINS BY QUARTERBACKS (First Seven Seasons / NFL History)

Rk.	Player	Wins
1.	Joe Flacco (2008-14)	72
2.	Tom Brady (2000-06)	70
3.	Ben Roethlisberger (2004-10)	69

PLAYOFF PERFECTION

Super Bowl XLVII MVP QB Joe Flacco was masterful during the Ravens' 2012 playoff run, completing 73 of 126 passes for 1,140 yards, 11 TDs and 0 INTs to produce a 117.2 passer rating. Flacco joined Hall of Fame QB Joe Montana (1989) as the only players to produce 11 TDs and 0 INTs during an NFL postseason.

JOE FLACCO STATISTICS / 2012 PLAYOFFS

Game (Opp./Rd.)	Cmp-Att	Pct.	Yards	TD	INT	Rate
1/06/13 vs. Ind. (WC)	12-23	52.2	282	2	0	125.6
1/12/13 at Den. (Div.)	18-34	52.9	331	3	0	116.2
1/20/13 at NE (AFC)	21-36	58.3	240	3	0	106.3
2/03/13 at SF (SB)	22-33	66.6	287	3	0	124.2
Totals (Record: 4-0)	73-126	57.9	1,140	11	0	117.2

Flacco Quick Hits:

• In his final six games of 2012 (including playoffs and dating back to 12/23 of the regular season), Flacco was 102-of-170 for 1,483 yards, 13 TDs and 0 INTs, producing a 113.9 passer rating.

• Flacco, Joe Montana (1989) and Kurt Warner (2008) are the only QBs in NFL history to throw 11 TDs in a single postseason. Neither Flacco nor Montana threw an INT in their postseasons.

• In the Ravens' last 10 playoff games (since the 2010 season), Flacco is 196-of-327 for 2,563 yards, 24 TDs and 4 INTs (104.1 rating).

POSTSEASON BESTS

PASSING YARDS (Single-Season Playoff History)

1.	Eli Manning (2011)	1,219
2.	Kurt Warner (2008)	1,147
3.	Joe Flacco (2012)	1,140

PASSING FIRST DOWNS (Single-Season Playoff History)

1.	Eli Manning (2011)	61
2.	Tom Brady (2014)	55
	Peyton Manning (2006)	55
4.	Joe Flacco (2012)	53
	Aaron Rodgers (2010)	53

PASSING TOUCHDOWNS (Single-Season Playoff History)

1.	Joe Flacco (2012)	11
	Joe Montana (1989)	11
	Kurt Warner (2008)	11

PASSER RATING (Min. 80 Att.) (Single-Season Playoff History)

1.	Joe Montana (1989)	146.4
2.	Troy Aikman (1992)	126.4
3.	Joe Flacco (2012)	117.2
	Steve Young (1994)	117.2
5.	Joe Montana (1988)	117.0

RAVENS PLAYER NOTES

NFL LEADERS

PASSING YARDS (2014 Season)

1. Drew Brees	4,952
Ben Roethlisberger	4,952
3. Andrew Luck	4,761
4. Peyton Manning	4,727
5. Matt Ryan	4,694
6. Eli Manning	4,410
7. Aaron Rodgers	4,381
8. Philip Rivers	4,286
9. Matthew Stafford	4,257
10. Tom Brady	4,109
11. Ryan Tannehill	4,045
12. Joe Flacco	3,986

PASSING TOUCHDOWNS (2014 Season)

1. Andrew Luck	40
2. Peyton Manning	39
3. Aaron Rodgers	38
4. Tony Romo	34
5. Tom Brady	33
Drew Brees	33
7. Ben Roethlisberger	32
8. Philip Rivers	31
9. Eli Manning	30
10. Jay Cutler	28
Matt Ryan	28
12. Joe Flacco	27
Ryan Tannehill	27

LEADER OF 300s

QB Joe Flacco owns a team-record 21 300-yard passing games, including five in 2014 (vs. Cin., vs. Car., at TB, at Pit. and vs. Cle.).

300-YARD PASSING GAMES (Ravens Single Season)

1. Joe Flacco (2014)	5
Joe Flacco (2012)	5
V. Testaverde (1996)	5
4. Joe Flacco (2011)	4
5. Joe Flacco (2013)	3
Joe Flacco (2009)	3

300-YARD PASSING GAMES (Ravens History)

1. Joe Flacco (2008-14)	21
2. V. Testaverde (1996-97)	8
3. Steve McNair (2006-07)	2
Jeff Blake (2002)	2
Eric Zeier (1996-97)	2

FLACCO SPLITS

Here are Baltimore's regular season records since 2008 when **QB Joe Flacco** hits a certain milestone or plays in a particular game:

With 300 passing yards	15-6	On Grass	20-15
With 3-or-more TD passes	11-2	vs. AFC North	27-15
When not throwing an INT	46-8	vs. AFC	53-31
With at least 4 comps. of 25+ yards	9-3	vs. NFC	19-9
With at least a 100 QB rating	34-5	In September	17-7
With at least a 110 QB rating	21-3	In October	13-12
When not sacked	14-3	In November	22-9
Playing in < 40 degree weather	10-5	In December/January	20-12
On Turf	52-25	In season's final four games	19-9

BALTIMORE'S BIG DAY

The Ravens' 48-17 victory at Tampa in 2014 was a record-breaking (or tying) offensive affair. Here are the notable franchise marks from the game:

- **Points in a Road Game:** 48 – Ravens record
- **First-Half Points:** 38 – Ravens record
- **First-Quarter Points:** 28 – Ravens record
- **Points in a Quarter on Road:** 28 (first quarter) – Ravens record
- **Passer Rating:** 149.7, Joe Flacco – Ravens record
- **Passing TDs in a Quarter:** 4 (first quarter), Joe Flacco – Ravens record
- **First Quarter Passing TDs:** 4, Joe Flacco – ties NFL record
- **Passing TDs:** 5, Joe Flacco – Ravens record (tied Tony Banks, 9/10/00 vs. Jax.)
- **Total Points in a Half:** 38 (first half) – Ravens 2nd most
- **Total Points:** 48 – Ravens 2nd most (tied with two other occasions)
- **Total TDs:** 6 – Ravens 2nd most (tied with two other occasions)



FLACCO IS THE FASTEST

QB Joe Flacco threw 5 TD passes in the 2014 48-17 win at TB, becoming the fastest QB since the 1970 AFL-NFL merger to reach the 5-passing TD mark in a game. Flacco more than doubled the next quickest time, set by Ben Roethlisberger in 2007. (Source: Elias Sports Bureau)

FASTEST QUARTERBACKS TO REACH 5 TDs IN GAME (Since 1970 Merger)

Quarterback	Time	Date/Game
Joe Flacco (Bal.)	16:03	10/12/14 at TB
Ben Roethlisberger (Pit.)	28:09	11/5/07 vs. Bal.
Donovan McNabb (Phi.)	28:12	12/5/04 vs. GB
Tommy Kramer (Min.)	28:55	9/28/86 vs. GB
Peyton Manning (Ind.)	29:03	9/26/04 vs. GB

More about the 5-TD performance at Tampa Bay:

- Flacco became the first NFL QB since Tommy Kramer (in 1986) to throw 4 TDs in a first quarter
- Flacco's 4 passing TDs in the first quarter are the most in *any* quarter in Ravens franchise history.
- Flacco's 5 total passing TDs tie (Tony Banks, 9/10/00 vs. Jax) for the most in Ravens single-game history.
- Flacco's 149.7 passer rating set a franchise record and was the NFL's eighth best in 2014. He was 21-of-28 (75.0%) for 306 yards and 0 INTs.
- Flacco connected with four different receivers on his 5 TDs (Torrey Smith - 2, **Kamar Aiken**, **Michael Campanaro** and **Steve Smith Sr.**).

GAME-WINNING DRIVES 21 (19 REGULAR SEASON, 2 PLAYOFFS)

GAME-WINNING DRIVES IN FOURTH QUARTER OR OVERTIME (21 TOTAL)

Date/Opp.	Drive Length	Scoring Play	Time Left	Score
11/2/08 at Cle.	5 plays, 59 yards in 1:54	Stover 22-yard field goal	5:36	30-27
1/10/09 at Ten. (Div.)	9 plays, 51 yards in 3:30	Stover 43-yard field goal	0:53	13-10
9/13/09 vs. KC	8 plays, 74 yards in 3:15	Clayton 31-yard pass from Flacco	2:06	38-24
11/29/09 vs. Pit.	6 plays, 17 yards in 3:23	Cundiff 29-yard field goal	6:42 (OT)	20-17
9/26/10 vs. Cle.	10 plays, 69 yards in 5:41	Boldin 27-yard pass from Flacco	9:13	21-17
10/3/10 at Pit.	4 plays, 40 yards in 0:36	Houshmandzadeh 18-yard pass from Flacco	0:32	17-14
10/24/10 vs. Buf.	4 plays, 9 yards in 1:58	Cundiff 38-yard field goal	10:54 (OT)	37-34
12/19/10 vs. NO	5 plays, 66 yards in 1:31	Cundiff 32-yard field goal	10:03	27-24 (30-24 final)
10/30/11 vs. Ari.	5 plays, 37 yards in 0:52	Cundiff 25-yard field goal	0:00	30-27
11/6/11 at Pit.	13 plays, 92 yards in 2:16	T. Smith 26-yard pass from Flacco	0:08	23-20
11/24/11 vs. SF	16 plays, 76 yards in 7:34	Pitta 8-yard pass from Flacco	14:56	13-6 (16-6 final)
9/23/12 vs. NE	7 plays, 70 yards in 1:55	Tucker 27-yard field goal	0:00	31-30
11/04/12 at Cle.	9 plays, 81 yards in 4:22	T. Smith 19-yard pass from Flacco	4:26	22-15 (25-15 final)
11/25/12 at SD	12 plays, 40 yards in 3:09	Tucker 38-yard field goal	0:00	13-13
	12 plays, 69 yards in 3:49	Tucker 38-yard field goal	1:07 (OT)	16-13
1/12/13 at Den. (Div.)	3 plays, 77 yards in :38	J. Jones 70-yard pass from Flacco	0:31	35-35
	6 plays, 16 yards in 2:33	Tucker 47-yard field goal	13:18 (2OT)	38-35
10/06/13 at Mia.	7 plays, 34 yards in 2:25	Tucker 44-yard field goal	1:42	26-23
11/10/13 vs. Cin.	8 plays, 28 yards in 4:34	Tucker 46-yard field goal	5:27 (OT)	20-17
12/8/13 vs. Min.	5 plays, 80 yards in 0:41	M. Brown 9-yard pass from Flacco	0:04	29-26
12/16/13 at Det.	7 plays, 24 yards in 1:43	Tucker 61-yard field goal	0:38	18-16
09/21/14 at Cle.	6 plays, 37 yards in 1:58	Tucker 32-yard field goal	0:00	23-21
12/28/14 vs. Cle.	2 plays, 69 yards in :50	T. Smith 16-yard pass from Flacco	7:33	13-10 (20-10 final)

RAVENS PLAYER NOTES

STILL GOING STRONG



In his 15th NFL campaign, **WR Steve Smith Sr.** is adding to an already illustrious career while playing his first season in Baltimore. The five-time Pro Bowler has recorded eight 1,000-yard campaigns dating back to 2001, which ties for the highest active total in the league.

MULTIPLE SEASONS WITH 1,000 RECEIVING YARDS (Active NFL Wide Receivers)

Rk.	Player (Team)	Seasons
1.	Steve Smith Sr. (Bal.)	8
	Reggie Wayne (FA)	8
3.	Anquan Boldin (SF)	7
	Andre Johnson (Ind.)	7
	Brandon Marshall (NYJ)	7
6.	Marques Colston (NO)	6
	Larry Fitzgerald (Ari.)	6
	Calvin Johnson (Det.)	6
	Roddy White (Atl.)	6

MOVING ON UP

WR Steve Smith Sr. ranks 14th all-time in NFL receiving yards, producing 13,262 during his career. That mark also currently places third among active NFL WRs.

Rk.	Player (Years)	Rec.	Yards	TDs
10.	Cris Carter (1987-2002)	1,101	13,899	130
11.	Henry Ellard (1983-98)	814	13,777	65
12.	Andre Johnson (2003-14)*	1,012	13,597	64
13.	Torry Holt (1999-2009)	920	13,382	74
14.	Steve Smith Sr. (2001-14)*	915	13,262	73
15.	Andre Reed (1985-2000)	951	13,198	87
16.	Steve Largent (1976-89)	819	13,089	100
17.	Irving Fryar (1984-2000)	851	12,785	84
18.	Art Monk (1980-95)	940	12,721	68

* Active players

SMITH SR.'S 100s

WR Steve Smith Sr. ranks second among active WRs with 47 career 100-yard receiving games (and ties for seventh in NFL history).

CAREER 100-YARD RECEIVING GAMES / NFL HISTORY

Rk.	Player (Career)	Total
1.	Jerry Rice (1985-2006)	76
2.	Randy Moss (1998-2010, 2012)	64
3.	Marvin Harrison (1996-2008)	59
4.	Andre Johnson (2003-14)*	51
	Terrell Owens (1996-2011)	51
6.	Don Maynard (1958-73)	50
7.	Steve Smith Sr. (2001-14)*	47
	Torry Holt (1999-2009)	47
	Michael Irvin (1988-99)	47
10.	Jimmy Smith (1992-2005)	46
11.	Isaac Bruce (1994-2009)	45
12.	Tim Brown (1988-2004)	43
	James Lofton (1978-93)	43
	Reggie Wayne (2001-14)*	43

Smith Sr. 100 Quick Hit:

• Smith Sr. had 4 100-yard receiving games in 2014, posting a team-best 1,065 yards on 79 catches (he had 6 TDs, too, second for the Ravens). Smith Sr.'s four 100-yard receiving games tie Mark Clayton (2006) & Michael Jackson (1996) for the most in a Ravens' single season.

BIG-PLAY SMITH SR.

WR Steve Smith Sr. leads all active NFL passing targets with 129-career 25-plus-yard catches. Smith Sr. bodes well in that category over the past 20 years, too, ranking fifth overall. With his 56-yard TD reception in Week 6's win at Tampa Bay, Smith Sr. now has 30-career catches of 50-or-more yards, also the most among active players. Of those 30, 18 have produced TDs.

25-PLUS-YARD RECEPTION LEADERS

(Active NFL WRs)			(NFL WRs / Since 1995)		
Rk.	Players	Rec.	Rk.	Players	Rec.
1.	Steve Smith Sr.	129	1.	Randy Moss	161
2.	Reggie Wayne (FA) ...	111	2.	Terrell Owens	158
3.	Andre Johnson	105	3.	Isaac Bruce	137
4.	Larry Fitzgerald	101	4.	Marvin Harrison	134
5.	Anquan Boldin	98	5.	Steve Smith Sr.	129

IN GOOD COMPANY

WR Steve Smith Sr. has posted the NFL's fourth-most receiving yards (11,066) dating back to the 2005 campaign. During that time, he's also tallied 757 receptions (which rank ninth most) and 63 TDs.

NFL RECEIVING YARDS LEADERS (Since 2005)

Rk.	Player	Rec.	Yards	Avg.	LG	TDs
1.	Andre Johnson	867	11,479	13.2	77t	54
2.	Larry Fitzgerald	851	11,371	13.4	80t	81
3.	Reggie Wayne (FA)	849	11,236	13.2	80	59
4.	Steve Smith Sr.	757	11,066	14.6	80t	63

THE LONG BALL

In **WR Steve Smith Sr.**'s debut as a Raven (Sept. 7 vs. Cin.), he posted an 80-yard TD catch that tied a career high (10/16/05 at Det.). The long bomb also ranks as the fifth-longest passing play in Ravens history and the fourth-longest TD reception.

RAVENS LONGEST RECEPTIONS / FRANCHISE HISTORY

Yards	Player	Game/Opponent
92	Derrick Alexander	12/7/97 vs. Sea.
87t	Mark Clayton	12/10/06 at KC
86t	Michael Jackson	12/22/96 vs. Hou.
83t	Derrick Alexander	12/21/97 at Cin.
80t	Steve Smith Sr.	9/7/14 vs. Cin.

Big Strike Quick Hit - NFL History:

• Smith Sr. had TD catches of 80, 61 and 56 yards in 2014, becoming the fourth player in NFL history with 3 TD catches of 50+ yards in a season at age 35-plus. He joins James Lofton (1991), Jerry Rice (1998) and Joey Galloway (2007) in the select group.

SMITH SR. SCORING




ACTIVE TOUCHDOWN LEADERS

Rk.	Player	Total TDs
1.	Antonio Gates	99
2.	Adrian Peterson	91
3.	Larry Fitzgerald	89
4.	Reggie Wayne (FA)	82
5.	Steve Smith Sr.	81

Note: Smith Sr. has 73 receiving (including 6 in 2014), 2 rushing, 4 PR and 2 KOR scores during his career.

RAVENS PLAYER NOTES

SUGGS SIZZLES



OLB Terrell Suggs, the 2011 Defensive Player of the Year, owns a franchise-record 106.5 sacks. In 2014's Week 15 win vs. Jacksonville, Suggs posted his fifth-straight game with a sack, tying a franchise mark he (2013), Paul Kruger (2012) and Adalius Thomas (2005 & 2006) hold. Suggs had 12 sacks in 2014, producing the sixth double-digit sack campaign of his 12-year career. Suggs is one of three NFL players (DeMarcus Ware and Jared Allen) to have 10+ sacks in four of the past five seasons.

RAVENS ALL-TIME SACKS / CAREER LEADERS

Rk.	Player (Years)	Sacks
1.	Terrell Suggs (2003-present)	106.5
2.	Peter Boulware (1997-2005)	70.0
3.	Michael McCrary (1997-2002)	51.0
4.	Ray Lewis (1996-2012)	41.5

RAVENS ALL-TIME TACKLES / CAREER LEADERS

Rk.	Player (Years)	Tackles
1.	Ray Lewis (1996-2012)	2,643
2.	Terrell Suggs (2003-present)	823
3.	Kelly Gregg (2001-2010)	721
4.	Ed Reed (2002-12)	661

SUGGS' CAREER SACKS (Most vs. a Single Team)

- Cleveland Browns 16
- Pittsburgh Steelers 14.5
- Cincinnati Bengals 8.5
- Miami Dolphins 8.5

Note: Including playoffs, Suggs has totaled 19.5 sacks vs. Pittsburgh.

RAVENS SACKS LEADERS (Single-Season Records)

- Elvis Dumervil (2014)** 17
- Peter Boulware (2001) 15
- Michael McCrary (1998) 14.5
- Terrell Suggs (2011)** 14
- Trevor Pryce (2006) 13
- Terrell Suggs (2014, 2003)** 12

AN ELITE GROUP

OLB Terrell Suggs' 106.5 sacks rank seventh among active players, while his 760 yards lost also stand seventh. Suggs had a team-, career- and AFC-high 14 sacks in 2011. He posted 10 QB drops during the 2013 campaign and then had 12 in 2014.

NFL SACKS LEADERS / ACTIVE PLAYERS

Rk.	Player	Sacks	Yards
1.	Jared Allen	134.0	838.5
2.	John Abraham	133.5	882.0
3.	DeMarcus Ware	127.0	803.5
4.	Julius Peppers	125.5	769.0
5.	Dwight Freeney	111.5	823.5
6.	Robert Mathis	111.0	777.5
7.	Terrell Suggs	106.5	760.0
8.	Mario Williams	91.0	523.5
9.	Elvis Dumervil	90.0	580.0

Suggs Quick Hits:

- The Ravens are 63-24 all time when Suggs records at least a half-sack. Baltimore is 15-1 when he tallies 2 or more sacks and 5-0 when he posts 3 sacks.
- Suggs had 12 sacks in 2014, 1 of which produced a safety in the Week 7 win over Atlanta. Suggs' safety is the eighth in franchise history and first since 2008.


RAVENS FORCED FUMBLES (Career Leaders)

- Terrell Suggs** 29
- Ray Lewis 20
- Adalius Thomas 15

RAVENS FUMBLE RECOVERIES (Career Leaders)

- Ray Lewis 20
- Terrell Suggs** 13
- Ed Reed 10

SACKS OF DOOM



In 2013, the Ravens signed free agent **OLB Elvis Dumervil**, who spent his first seven seasons with Denver. Dumervil has totaled 330 tackles (236 solo), 90 sacks, 21 FFs, 10 FRs, 1 INT and 15 passes defended in his career. He had a team-high (and single-season franchise record) 17 QB drops in 2014, which also ranked third in the NFL. Since entering the NFL in 2006, Doom's 90 sacks stand fourth among active players.

NFL ACTIVE SACKS LEADERS (Since 2006)

Rk.	Player	Sacks	Yards
1.	DeMarcus Ware	119.0	756.5
2.	Jared Allen	114.0	726.5
3.	Mario Williams	91.0	523.5
4.	Elvis Dumervil	90.0	580.0

ELVIS HEADLINES

Ravens **OLB Elvis Dumervil** has played remarkably well in 2014. Tying a career high from 2009, "Doom" ranked third in the NFL in sacks (17) and set the Ravens' single-season sacks record. Over the past two years, he has registered 26.5 QB drops, a mark that ranks fourth in the NFL. Impressively, Dumervil's -127.5 sacks yards in 2014 ranked as the league's second most, behind J.J. Watt's 140.0 on 20.5 sacks.

NFL SACKS LEADERS (2014 Season)

- Justin Houston 22
- J.J. Watt 20.5
- Elvis Dumervil** 17
- C. Barwin/M. Williams 14.5

RAVENS SACKS LEADERS (Single-Season Records)

- Elvis Dumervil (2014)** 17
- Peter Boulware (2001) 15
- Michael McCrary (1998) 14.5
- Terrell Suggs (2011)** 14

DOOM'S DUAL SACKS

Though he missed the 2010 campaign due to injury (torn pectoral), **OLB Elvis Dumervil's** 29 games with at least 1.5 sacks are tied (DeMarcus Ware) for the NFL's second most since 2006. "Doom" had 7 such games in 2014, helping the Ravens produce the NFL's second most QB drops (49, tied with Philadelphia).

MULTIPLE-SACK (1.5 OR MORE) GAMES (Since 2006)

Rk.	Player	Multiple Sack Games
1.	Jared Allen	31
2.	Elvis Dumervil	29
	DeMarcus Ware	29
4.	Robert Mathis	23

MOST NFL SACKS (Since 2013)

- Justin Houston 33
- J.J. Watt 31
- Robert Quinn 29.5
- Mario Williams 27.5
- Elvis Dumervil** 26.5

BALTIMORE BOOKENDS

OLB Elvis Dumervil (17) and **OLB Terrell Suggs** (12) combined to produce the most sacks (29) among any NFL duo in 2014. Dumervil's 17 ranked as the league's third most, while Suggs produced his sixth-career double-digit sack campaign.

NFL'S TOP SACK DUOS (2014 Season)

Rk.	Team	Player (Sacks)	Player (Sacks)	Cmb. Sacks
1.	Bal.	Elvis Dumervil (17)	Terrell Suggs (12)	29.0
2.	Buf.	Mario Williams (14.5)	Marcell Dareus (10)	24.5
3.	Den.	Von Miller (14)	DeMarcus Ware (10)	24.0

RAVENS PLAYER NOTES

MASTERFUL MOSLEY



The first-ever Ravens' rookie to earn Pro Bowl honors, **LB C.J. Mosley**, Baltimore's 2014 first-round draft choice (17th overall), was the NFL's only player with at least 125 tackles, 3 sacks and 2 interceptions last season. Named the NFL's Defensive Rookie of the Month in October, Mosley topped his class with 129 tackles (eighth in the NFL).

RAVENS TACKLES BY A ROOKIE (Single-Game History)

Player (Game)	Tackles
Ray Lewis (10/27/96 vs. STL)	16
C.J. Mosley (10/5/14 at Ind.)	14
C.J. Mosley (10/26/14 at Cin.)	13
Ray Lewis (9/8/96 at Pit.)	13
Ray Lewis (12/22/96 vs. Hou.)	13

NFL'S MOST TACKLES (2014 Season)

Rk.	Player	Tackles
1.	Luke Kuechly	153
2.	DeAndre Levy	150
3.	Lavonte David	146
4.	Curtis Lofton	145
5.	Paul Worrlow	143
6.	D'Qwell Jackson	140
7.	Lawrence Timmons	132
8.	C.J. Mosley	129

Mosley Quick Hits:

- Mosley was the NFL's only player to post at least 125 tackles, 3 sacks and 2 INTs in 2014.
- Mosley, Daryl Smith (2013) and Ray Lewis (1998, 1999, 2000 & 2001) are the only Ravens to register at least 115 tackles, 3 sacks and 2 INTs in a season.
- Mosley finished second to Rams DT Aaron Donald in the 2014 AP NFL Defensive Rookie of the Year voting.

A CAREER YEAR



Eighth-year veteran **RB Justin Forsett** had a career season in 2014, earning his first Pro Bowl invite. Forsett, who, posted 1,266 rush yards and 8 TDs. He set new single-season career highs, breaking his previous bests of 619 yards and 4 TDs from 2009 while playing for Seattle.

RUSHING YARDS (2014 Season)

1. DeMarco Murray . . . 1,845
2. Le'Veon Bell . . . 1,361
3. LeSean McCoy . . . 1,319
4. Marshawn Lynch . . . 1,306
- 5. Justin Forsett . . . 1,266**

RUSHES OF 10+ YARDS (2014 Season)

1. DeMarco Murray . . . 45
- 2. Justin Forsett 40**
3. Eddie Lacy 38

RUSHING AVERAGE (2014 Season)

1. Russell Wilson . . . 7.19
2. Colin Kaepernick . . 6.14
- 3. Justin Forsett 5.39**
4. Cam Newton 5.23
5. Lamar Miller 5.09

RUSHES OF 20+ YARDS (2014 Season)

- 1. Justin Forsett 17**
2. DeMarco Murray . . . 15
3. Four players 9

RB Justin Forsett set a Ravens' single-season record by producing 17 runs of 20-plus yards, breaking Jamal Lewis' record of 16 in 2003. Forsett's 5.4 rushing average in 2014 also set a Ravens' single-season record.

FORSETT BIG IN NOLA

RB Justin Forsett posted a career-high 182 rushing yards and 2 TDs on 22 carries in the 34-27 win at New Orleans (11/24/14). Here are several fast facts about his performance:

- Forsett's 182 stands as the ninth-best single-game rushing output in Ravens history, while his 8.3 average ranks eighth (min. 10 attempts).
- The 182 ranked as the NFL's fourth-best single-game mark in 2014, only trailing a 201-yard game by Jonas Gray and 204-yard and 185-yard performances by Le'Veon Bell.
- Only three times before in Ravens history has a RB rushed for at least 180 yards and 2 TDs: Jamal Lewis (295 & 2 on 9/14/03 vs. Cle.), Jamal Lewis (205 & 2 on 12/21/03 at Cle.) and Ray Rice (191 & 2 on 1/1/12 at Cin.)

D. SMITH'S A STUD



Ravens rookie **LB C.J. Mosley** and **LB Daryl Smith** were two of only three NFL defenders to register at least 125 tackles, an INT, a sack, a fumble recovery & a forced fumble in 2014. For Smith specifically, he is one of just two NFL players (Lavonte David) to post at least 200 tackles, 5 sacks, 4 INTs and 4 forced fumbles over the past two seasons (2013-14). Smith's 27 passes defended over the past two seasons also rank as the NFL's most among all linebackers.

NFL DEFENDERS W/ AT LEAST 125 TACKLES, 1 INT, 1 SACK, 1 FORCED FUMBLE & 1 FUMBLE RECOVERY (2014 Season)

Player	Tack.	Sacks	Yds	INT	Yds	PD	QBH	FF	FR
Luke Kuechly (Car.)	153	3	19	1	0	11	4	1	1
C.J. Mosley (Bal.)	129	3	16	2	23	8	12	1	1
Daryl Smith (Bal.)	127	1	7	1	0	9	3	2	1

John Harbaugh on Daryl Smith:

"He might be the most underrated player in football right now – the way he's played, not just this year or last year, but really, throughout his career."

WHAT BROWN CAN DO



WR Marlon Brown, an undrafted rookie free agent in 2013, had 7 TD catches in 2013, tying **WR Torrey Smith** (7 in 2011) for the franchise rookie record and the most (tied w/ Detroit TE Joseph Fauria) among all NFL RFAs in 2013. In Week 14 vs. Minnesota, Brown led the Ravens by setting career highs in catches (7) and receiving yards (92). Brown scored the game-winning TD (9 yards) for Baltimore with 4 seconds remaining.

MOST TOUCHDOWNS (All-Time Ravens Rookies)

Rk.	Player (Year)	TD
1.	Marlon Brown (2013)	7
	Torrey Smith (2011)	7
3.	Jamal Lewis (2000)	6

MOST TOUCHDOWNS (2013 NFL Undrafted Rookies)

Rk.	Player (Team)	TD
1.	Marlon Brown (Bal.)	7
	Joseph Fauria (Det.)	7
3.	Tim Wright (TB)	5

J. SMITH: THE STANDOUT CB




CB Jimmy Smith, one of the NFL's top cornerbacks and the Ravens' 2011 first-round pick, suffered a foot injury last season in Week 8 at Cincy and was placed on Injured Reserve for the rest of the year. Rarely targeted last season, Smith finished with 8 PD, 28 tackles and 1 INT in eight games.

- In Week 2014's 48-17 win at Tampa Bay, Smith had 5 tackles and 1 INT, which he returned 31 yards to help set up a Ravens' TD.
- Smith has been outstanding over the past couple seasons. In 2013, he had 16 passes defended (third on the team), adding 2 INTs, 2 FFs and 58 tackles in his first year as a regular starter for the club.
- This past April the Ravens signed Smith to a four-year contract extension, locking him up to a long-term deal before he enters the final year of his rookie contract. (Smith is now signed through 2019.)

"I believe Jimmy Smith is going to make history as a cornerback. I believed that from the day he got here. I've watched him progress. He's one of the most coachable, teachable, hard-working, smart and talented players you're going to find. And you're seeing the fruits of that labor." - **Head Coach John Harbaugh**

RAVENS PLAYER NOTES

SOARING WITH SAM



P Sam Koch, a 2014 Pro Bowl first alternate, owns a 45.0 career gross average and 39.0 career net, both marks that rank first in Ravens history. In 2014, Koch posted a career-high and Ravens franchise-record 47.4-yard gross average and a 43.3-yard net average, shattering his previous personal bests.

CAREER GROSS PUNTING AVG. (Ravens History)

Rk.	Player	Avg.
1.	Sam Koch	45.0
2.	Greg Montgomery	43.2
3.	Dave Zastudil	41.6

CAREER NET PUNTING AVG. (Ravens History)

Rk.	Player	Avg.
1.	Sam Koch	39.0
2.	Greg Montgomery	37.2
3.	Kyle Richardson	35.4

THE NFL'S BEST

P Sam Koch had a monster 2014, producing the NFL's No. 3 gross average (47.4) and the No. 1 net average (43.3). Both marks are career highs and Ravens single-season records. Additionally, his 43.3 net average ranks as the fourth-best figure in NFL history.



NET PUNTING AVERAGE (2014 Season)

Rk.	Player	Net Avg.
1.	Sam Koch	43.3*
2.	Thomas Morstead	42.9
3.	Pat McAfee	42.8

* 4th-best in NFL single-season history



GROSS PUNTING AVERAGE (2014 Season)

Rk.	Team	Gross Avg.
1.	Tress Way	47.5
	Bryan Anger	47.5
3.	Sam Koch	47.4

PIN 'EM DEEP

P Sam Koch is the Ravens' all-time leader in punts inside the 20 (currently has 251 during his career). In 2010, he posted a career-high 39 boots inside the 20, which were the NFL's second most and tie for eighth best all time in league history.

PUNTS INSIDE THE 20 (Ravens History)

Rk.	Player	In 20
1.	Sam Koch	251
2.	Kyle Richardson	128
3.	Dave Zastudil	89

PUNTS INSIDE THE 20 (2010 NFL Season)

Rk.	Player	In 20
1.	Steve Weatherford	42
2.	Sam Koch	39
3.	Andy Lee	34

Koch Quick Hit:

• In 2010, Koch (39) tied (Kyle Richardson, 1999) for the most single-season punts inside the 20 in Ravens history.

IN THE 20

Since 2006, when he entered the league, **P Sam Koch's** 251 punts inside the 20 rank fourth in the NFL.

NFL PUNTS INSIDE THE 20 / SINCE 2006

Rk.	Player	In 20
1.	Dustin Colquitt (KC)	289
2.	Andy Lee (Cle.)	260
3.	Donnie Jones (Phi.)	256
4.	Sam Koch (Bal.)	251

SAM SCORES

In the 2012 Week 10 win over Oakland, **P Sam Koch** scored his first-career TD on a fake FG in the third quarter, scampering 7 yards for the score in the Ravens' 55-20 victory.

RAVENS IRONMAN

In 2014's Week 2 win vs. Pit., **P Sam Koch** passed OLB Jarret Johnson (129 games from 2003-11) for the longest streak (now 144 games) in Ravens history. Koch has not missed a game in his NFL career.

STARTS UP FRONT FOR "O"

In 2015, the Ravens return their entire starting offensive line from 2014, marking the first time in team history that all five starters will return to play together in the trenches. In 2014, Baltimore's O-line unit was masterful. Here are a few notes about the standout group:

- Permitted just 19 sacks, the second fewest in team history (17 in 2006) and in the NFL last season (Denver, 17).
- The unit helped protect QB Joe Flacco, who posted a career best in passing yards (3,986) and TD passes (27).
- RB Justin Forsett produced a career-high 1,266 rushing yards (NFL's fifth most) and led the league with a team-record 17 rushes of 20-plus yards, earning his first Pro Bowl.
- According to STATS, the Ravens' O-line posted a 72.1 "production index" score in 2014, the NFL's fourth-best mark.
- The Ravens allowed just .033 sacks per pass play in 2014, ranking as the NFL's second-best figure.



LT
Eugene Monroe
GP/GS: 87/84



LG
Kelechi Osemele
GP/GS: 37/37



C
Jeremy Zuttah
GP/GS: 106/92



RG
Marshal Yanda
GP/GS: 115/104



RT
Rick Wagner
GP/GS: 31/17

Four-time Pro Bowl G Marshal Yanda on many pundits saying the Ravens have one of the NFL's Top 3 O-lines heading into 2015:

"I'm not much for words. We'll do our talking in September when the games count. Obviously, that's running the football and protecting Joe [Flacco], so I'm not getting into [the hype]. We'll let the pads do the talking."

RAVENS PLAYER NOTES

JUST FOR KICKS



Pro Bowl **K Justin Tucker** ranks as the NFL's most accurate kicker of all time. With the career minimum attempts set at 100, he's connected on 97 of 108 FGAs to produce an 89.81 success rate. (See further info in "Tuck's High Marks" in the right column.)

- In 2013, he earned his first Pro Bowl honor by setting team records in FGs made (38) and FGs attempted (41), with both figures tying (Stephen Gostkowski) for the NFL's most. Tucker also had a franchise-record 140 points (tied for sixth in NFL).

- In addition to his 2013 Pro Bowl, Tucker was named Special Teams Player of the Month (November) and AFC Special Teams Player of the Week three times last season. In 2014, he was named AFC Special Teams Player of the Week (Week 3) and Month (November).

- Tucker made 33-straight FGs at one point during the 2013 season, ranking as the NFL's fifth-longest streak of all time.

- His 6 FGs on 12/16/13 at Det. set a team record and were a single-game NFL high in 2013. Against the Lions, he became the first NFL kicker ever to connect from the 20-, 30-, 40-, 50- & 60-yard range in a game.

- Tucker has hit 63 of his past 66 FG attempts from *under* 55 yards.

- He is now 35-of-38 during his career when the Ravens are losing a game, and he's 25-of-26 when Baltimore is down by 7 points or less. The Pro Bowler is 19-of-23 in the last 2 minutes of a half during his career, and he's 36-of-39 in the fourth quarter.

JUSTIN TUCKER FIELD GOALS / CAREER STATS

Year	1-19	20-29	30-39	40-49	50+	Total	Pct.	LG	PAT	Pts
2012	0-0	8-8	8-8	10-13	4-4	30-33	90.9	56	42-42	132
2013	0-0	10-10	12-13	10-11	6-7	38-41	92.7	61	26-26	140
2014	0-0	10-10	11-11	4-4	4-9	29-34	85.3	55	42-42	129
Totals	0-0	28-28	31-32	24-28	14-20	97-108	89.8	61	110-110	401

IN GOOD COMPANY

K Justin Tucker (401 career points) became the second-fastest kicker in NFL history to reach the 400-point milestone, doing so in his 48th game – the 2014 regular season finale vs. Cleveland. (Jan Stenerud is the lone kicker to hit 400 sooner than "Tuck," doing so in 47 games.)

NUMBERS TO RAVE ABOUT

7

Career game-winning FGs by K Justin Tucker:

- 2014: Week 3 vs. Cle., 32-yarder
- 2013: Week 15 at Det., 61-yarder
- 2013: Week 10 vs. Cin., 46-yarder in OT
- 2013: Week 5 at Mia., 44-yarder
- 2012: Div. Playoff at Den., 47-yarder in 2OT
- 2012: Week 12 at SD, 38-yarder in OT
- 2012: Week 3 vs. NE, 27-yarder

14

Career 50-plus-yard FGs by Tucker (on 20 attempts). Tucker has had four games where he's connected on dual 50+ FGs (Week 2 at Phi. & Week 7 at Hou. in 2012; Week 15 at Det. in 2013; Week 8 at Cin. in 2014).

33

Consecutive FGs Tucker made before finally missing in 2013's Week 16 matchup vs. NE. Tucker's stretch is the fifth-longest streak in NFL history and had ranked as the fourth longest until 2014, when Adam Vinatieri nailed 34 straight.

MOST ACCURATE EVER

Pro Bowl **K Justin Tucker** ranks as the NFL's most accurate kicker of all time. With the career minimum attempts set at 100, he's connected on 97 of 108 FGAs to produce an 89.81 success rate. Impressively, Tucker has hit 63 of his past 66 FG attempts from *under* 55 yards. He was 29-of-34 (85.3%) in 2014, with his 5 misses coming from 54, 54, 55, 57 & 64 (blocked).

BEST CAREER FIELD GOAL PERCENTAGE (NFL History / Min. 100 Att.)

Rk.	Player	FGM-FGA	Pct.
1.	Justin Tucker	97-108	89.81
2.	Dan Bailey	114-127	89.76
3.	Stephen Gostkowski	243-280	86.79
4.	Mike Vanderjagt	230-266	86.47
5.	Nate Kaeding	181-210	86.19

MOST FIELD GOALS MADE (Since 2012)

Rk.	Player (Team)	FGM
1.	Stephen Gostkowski (NE)	102
2.	Justin Tucker (Bal.)	97
3.	Adam Vinatieri (Ind.)	91
4.	Dan Carpenter (Buf.)	89

MOST NFL POINTS (Since 2012)

Rk.	Player (Team)	Points
1.	Stephen Gostkowski (NE)	467
2.	Justin Tucker (Bal.)	401
3.	Steven Hauschka (Sea.)	395
4.	Adam Vinatieri (Ind.)	394

CONSECUTIVE FIELD GOALS MADE (All-Time NFL Streaks)

Rk.	Kicker (Years)	FGs Made
1.	Mike Vanderjagt (2002-04)	42
2.	Gary Anderson (1997-98)	40
3.	Matt Stover (2005-06)	36
4.	Adam Vinatieri (2013-14)	35
5.	Justin Tucker (2013)	33

TUCK ON POINT SINCE DAY 1

BEST NFL FIELD GOAL PERCENTAGE (2013 Season)

Rk.	Player (Team)	FGM-FGA	Pct.
1.	Matt Prater	25-26	96.2
2.	Steven Hauschka	33-35	94.3
3.	Shaun Suisham	30-32	93.8
4.	Dan Bailey	28-30	93.3
5.	Greg Zuerlein	26-28	92.9
6.	Justin Tucker	38-41	92.7
	Stephen Gostkowski	38-41	92.7

BEST FIELD GOAL PERCENTAGE / ROOKIES (NFL History)

Rk.	Player (Year)	FGM-FGA	Pct.
1.	Blair Walsh (2012)	35-38	92.1
2.	Justin Tucker (2012)	30-33	90.9
3.	Cody Parkey (2014)	32-36	88.9
	Alex Henery (2011)	24-27	88.9
4.	Chandler Catanzaro (2014)	29-33	87.9
5.	Dan Bailey (2011)	32-37	86.5

BEST FIELD GOAL PERCENTAGE (Ravens Single-Season History)

Rk.	Player (Year)	FGM-FGA	Pct.
1.	Matt Stover (2006)	28-30	93.3
2.	Justin Tucker (2013)	38-41	92.7
3.	Justin Tucker (2012)	30-33	90.9
4.	Matt Stover (2004)	29-32	90.6
5.	Matt Stover (2000)	35-39	89.7
	Billy Cundiff (2010)	26-29	89.7

RAVENS IN OUR COMMUNITY

MILITARY APPRECIATION DAY & FIREWORKS NIGHT

The Ravens held their annual Military Appreciation Day on Monday, Aug. 3, coinciding with the team's open training camp practice at M&T Bank Stadium. Approximately 3,500 special seats were reserved for active service members, veterans, and their family members to enjoy practice. Active and veteran service members were given a special edition Ravens camouflage hat upon entry, while their children and guests received a unique, military-themed Ravens wristband. Head coach **John Harbaugh** (pictured below) addressed the military crowd before practice, thanking everyone and their families for their service and sacrifices. After practice, players stayed on the field to sign autographs and take pictures with fans.




The stadium practice was open to all fans, giving them the opportunity to see the 2015 Ravens compete in a series of drills and game-like situations. Prior to practice, aspiring youth football players were able to participate in a free clinic and welcomed Ravens players onto the field. Ravens cheerleaders and mascot Poe made appearances, signed autographs and took pictures with fans. Over 22,000 fans turned out to watch both practice and the spectacular fireworks/laser show that followed to cap off the night in memorable fashion.



RAVENS YOUTH FOOTBALL GRANT PICK-UP

On Saturday, Aug. 1, the Ravens hosted their inaugural Youth Football Grant Distribution Event at M&T Bank Stadium. Funded by the Ravens Foundation Inc., grants of over \$1,000 in Under Armour jerseys, cleats or accessories were awarded this past June to 27 different teams. All grant recipients were invited to pick up their new gear and be introduced onto the field as a team through the Ravens tunnel. As a continuation of their partnership, the Ravens and Under Armour annually join together to donate over \$25,000 worth of equipment and apparel to local youth football teams through the Ravens Youth Football Grant.



2015 ALPHABETICAL ROSTER

As of Aug. 17

No.	Name	Pos.	Ht.	Wt.	Birthdate	Exp.	College	Hometown
11	Aiken, Kamar	WR	6-2	215	5/30/89	3	Central Florida	Hollywood, FL
37	Allen, Javorius	RB	6-0	220	8/27/91	R	Southern California	Tallahassee, FL
24	Arrington, Kyle	CB	5-10	190	8/12/86	7	Hofstra	Brandywine, MD
61	Baldwin, Darryl	T	6-6	305	10/6/91	R	Ohio State	Solon, OH
45	Beyer, Brennen	OLB	6-4	256	11/25/92	R	Michigan	Canton, MI
68	Bilukidi, Christo	DT	6-5	310	12/13/89	4	Georgia State	Ottawa, Ontario
49	Bose, Andrew	ILB	6-2	236	6/7/93	R	Rhode Island	Huntingtown, MD
82	Boyle, Nick	TE	6-4	260	2/17/93	R	Delaware	Sussex, NJ
31	Brooks, Terrence (PUP)	S	5-11	200	3/2/92	2	Florida State	Dunnellon, FL
59	Brown, Arthur	ILB	6-0	240	6/17/90	3	Kansas State	Wichita, KS
83	Brown, Daniel	WR	6-5	225	5/26/92	R	James Madison	Windsor, VA
69	Brown, Leon	G	6-6	320	2/24/93	R	Alabama	Riverdale Park, MD
14	Brown, Marlon	WR	6-5	214	4/22/91	3	Georgia	Memphis, TN
17	Butler, Jeremy	WR	6-2	213	4/22/91	2	Tennessee-Martin	Sarasota, FL
15	Campanaro, Michael	WR/RS	5-9	185	1/25/91	2	Wake Forest	Clarksville, MD
99	Canty, Chris	DE	6-7	320	11/10/82	11	Virginia	Charlotte, NC
16	Carter, DeAndre	WR	5-8	188	4/10/93	R	Sacramento State	Fremont, CA
63	Clausell, Blaine	T	6-6	339	1/31/92	R	Mississippi State	Mobile, AL
46	Cox, Morgan	LS	6-4	233	4/26/86	6	Tennessee	Collierville, TN
94	Davis, Carl	DT	6-5	320	3/2/92	R	Iowa	Detroit, MI
58	Dumervil, Elvis	OLB	5-11	255	1/19/84	10	Louisville	Miami, FL
65	Easton, Nick	C	6-3	305	6/16/92	R	Harvard	Lenoir, NC
26	Elam, Matt	S	5-10	200	9/21/91	3	Florida	West Palm Beach, FL
5	Flacco, Joe	QB	6-6	245	1/16/85	8	Delaware	Audubon, NJ
29	Forsett, Justin	RB	5-8	195	10/14/85	8	California	Mulberry, FL
80	Gillmore, Crockett	TE	6-6	270	11/16/91	2	Colorado State	Bushland, TX
42	Greenwood, Chris	CB	6-1	197	7/10/89	3	Albion	Detroit, MI
67	Guy, Lawrence	DE	6-4	305	3/17/90	5	Arizona State	Las Vegas, NV
33	Hill III, Will	S	6-1	228	3/7/90	4	Florida	West Orange, NJ
74	Hurst, James	T	6-5	312	12/17/91	2	North Carolina	Plainfield, IN
27	Jackson, Asa	CB/RS	5-10	183	12/2/89	4	Cal Poly	Sacramento, CA
39	Jacobs, Tramain	CB	5-11	191	5/20/92	2	Texas A&M	Covington, LA
66	Jensen, Ryan	G/C	6-4	310	5/27/91	2	Colorado State-Pueblo	Fort Morgan, CO
97	Jernigan, Timmy	DT	6-2	302	9/24/92	2	Florida State	Lake City, FL
62	Johnson, Kaleb	G	6-4	316	2/22/93	R	Rutgers	Jacksonville, FL
78	Jones, Marcel	G/T	6-7	337	9/4/88	2	Nebraska	Phoenix, AZ
44	Juszczyk, Kyle	FB	6-1	248	4/23/91	3	Harvard	Medina, OH
4	Koch, Sam	P	6-1	219	8/13/82	10	Nebraska	Seward, NE
41	Levine Sr., Anthony	DB	5-11	200	3/27/87	4	Tennessee State	Winston-Salem, NC
23	Lewis, Kendrick	S	6-0	205	6/16/88	6	Mississippi	New Orleans, LA
95	Lewis-Moore, Kapron	DE	6-4	315	1/24/90	3	Notre Dame	Weatherford, TX
30	Magee, Terrence	RB	5-9	215	3/16/93	R	LSU	Franklinton, LA
3	Manton, Justin	P	6-2	199	6/28/92	R	Louisiana-Monroe	St. Amant, LA
50	McClellan, Albert	ILB	6-2	254	6/4/86	5	Marshall	Lakeland, FL
56	Means, Steven	OLB	6-3	263	9/16/90	2	Buffalo	Buffalo, NY
38	Melvin, Rashaan	CB	6-2	193	10/2/89	3	Northern Illinois	Waukegan, IL
60	Monroe, Eugene	T	6-5	300	4/18/87	7	Virginia	Plainfield, NJ
57	Mosley, C.J.	ILB	6-2	235	6/19/92	2	Alabama	Mobile, AL
70	Myers, Robert	G	6-5	335	12/26/91	R	Tennessee State	La Vergne, TN
84	Nelson, Tom	WR	5-11	200	12/4/86	3	Illinois State	Arlington Heights, IL
54	Orr, Zachary	ILB	6-0	255	6/9/92	2	North Texas	DeSoto, TX
72	Osemele, Kelechi	G/T	6-5	330	6/24/89	4	Iowa State	Houston, TX
18	Perriman, Breshad	WR	6-2	218	9/10/93	R	Central Florida	Lithonia, GA
36	Perry, Nick	S	6-1	211	12/7/91	R	Alabama	Prattville, AL
88	Pitta, Dennis (PUP)	TE	6-4	245	6/29/85	6	BYU	Moorpark, CA
32	Pointer, Quinton	CB	5-9	186	4/16/88	3	UNLV	Cape Coral, FL
76	Reid, Jah	G/T	6-7	325	7/21/88	5	Central Florida	Haines City, FL
85	Reisner, Allen	TE	6-3	255	9/29/88	3	Iowa	Marion, IA
2	Renner, Bryn	QB	6-3	225	1/22/90	1	North Carolina	West Springfield, VA
86	Reuland, Konrad	TE	6-5	254	4/4/87	3	Stanford	Mission Viejo, CA
79	Reynolds, Micajah	DT	6-5	330	1/24/91	1	Michigan State	Lansing, MI
13	Robinson, Aldrick	WR	5-10	187	9/24/88	3	Southern Methodist	Waxahachie, TX
48	Scales, Patrick	LS	6-4	244	2/11/88	1	Utah State	North Ogden, UT
8	Schaub, Matt	QB	6-6	245	6/25/81	12	Virginia	West Chester, PA
35	Small, Kiero	FB	5-9	242	5/1/89	1	Arkansas	Baltimore, MD
51	Smith, Daryl	ILB	6-2	250	3/14/82	12	Georgia Tech	Albany, GA
22	Smith, Jimmy	CB	6-2	206	7/26/88	5	Colorado	Colton, CA
90	Smith, Za'Darius	OLB	6-4	275	9/8/92	R	Kentucky	Greenville, AL
89	Smith Sr., Steve	WR	5-9	195	5/12/79	15	Utah	Los Angeles, CA
6	Steelman, Trent	WR	5-11	200	11/14/89	R	Army	Bowling Green, KY
55	Suggs, Terrell	OLB	6-3	265	10/11/82	13	Arizona State	Chandler, AZ
34	Taliaferro, Lorenzo	RB	6-0	225	12/23/91	2	Coastal Carolina	Yorktown, VA
92	Thompson, Zach	OLB	6-5	265	1/18/91	1	Wake Forest	Ashburn, VA
43	Toussaint, Fitzgerald	RB	5-10	211	5/4/90	2	Michigan	Youngstown, OH
28	Trawick, Brynden	S	6-2	225	10/23/89	3	Troy	Marietta, GA
9	Tucker, Justin	K	6-1	183	11/21/89	4	Texas	Austin, TX
93	Tyson, DeAngelo	DE	6-2	315	4/12/89	4	Georgia	Statesboro, GA
91	Upshaw, Courtney	OLB	6-2	272	12/13/89	4	Alabama	Eufaula, AL
96	Urban, Brent	DE	6-7	295	5/5/91	2	Virginia	Mississauga, ON, CAN
64	Urschel, John	G/C	6-3	305	6/24/91	2	Penn State	Buffalo, NY
40	Vaughn, Cassius	CB	5-11	195	11/3/87	6	Mississippi	Memphis, TN
71	Wagner, Rick	G/T	6-6	310	10/21/89	3	Wisconsin	West Allis, WI
25	Walker, Tray	CB	6-2	199	8/5/92	R	Texas Southern	Miami, FL
12	Waller, Darren	WR	6-6	245	9/13/92	R	Georgia Tech	Acworth, GA
21	Webb, Lardarius	CB/RS	5-10	182	10/12/85	7	Nicholls State	Opelika, AL
77	Wesley, De'Ondre	G/T	6-6	326	7/28/92	R	BYU	Antioch, CA
98	Williams, Brandon	DT	6-1	335	2/21/89	3	Missouri Southern St.	Kirkwood, MO
87	Williams, Maxx	TE	6-4	250	4/12/94	R	Minnesota	Waconia, MN
73	Yanda, Marshal	G/T	6-3	305	9/15/84	9	Iowa	Anamosa, IA
53	Zuttah, Jeremy	G/C	6-4	300	6/1/86	8	Rutgers	Edison, NJ
Injured Reserve								
47	Wilson, Julian (leg)	CB	6-2	215	10/25/91	R	Oklahoma	Oklahoma City, OK
81	Worthy, Cam (foot)	WR	6-3	212	4/6/92	R	East Carolina	Blair, SC

2015 NUMERICAL ROSTER

As of Aug. 17

No.	Name	Pos.	Ht.	Wt.	Birthdate	Exp.	College	How Acq.	P	S	DNP	INA
2	Bryn Renner	QB	6-3	225	1/22/90		North Carolina	FA '15	0	0	0	0
3	Justin Manton	P	6-2	199	6/28/92	R	Louisiana-Monroe	FA '15	0	0	0	0
4	Sam Koch	P	6-1	219	8/13/82	10	Nebraska	D6a '06	16	0	0	0
5	Joe Flacco	QB	6-6	245	1/16/85	8	Delaware	D1 '08	16	16	0	0
6	Trent Steelman	WR	5-11	200	11/14/89	R	Army	FA '15	0	0	0	0
8	Matt Schaub	QB	6-6	245	6/25/81	12	Virginia	FA '15	11	0	3	2
9	Justin Tucker	K	6-1	183	11/21/89	4	Texas	FA '12	16	0	0	0
11	Kamar Aiken	WR	6-2	215	5/30/89	3	Central Florida	FA '13	16	0	0	0
12	Darren Waller	WR	6-6	245	9/13/92	R	Georgia Tech	D6 '15	0	0	0	0
13	Aldrick Robinson	WR	5-10	187	9/24/88	3	Southern Methodist	FA '14	5	0	0	7
14	Marlon Brown	WR	6-5	214	4/22/91	3	Georgia	FA '13	14	1	0	2
15	Michael Campanaro	WR/RS	5-9	185	1/25/91	2	Wake Forest	D7 '14	4	0	0	12
16	DeAndre Carter	WR	5-8	188	4/10/93	R	Sacramento State	FA '15	0	0	0	0
17	Jeremy Butler	WR	6-2	213	4/22/91	2	Tennessee-Martin	FA '14	0	0	0	0
18	Breshad Perriman	WR	6-2	218	9/10/93	R	Central Florida	D1 '15	0	0	0	0
21	Lardarius Webb	CB/RS	5-10	182	10/12/85	7	Nicholls State	D3 '09	13	11	0	3
22	Jimmy Smith	CB	6-2	206	7/26/88	5	Colorado	D1 '11	8	8	0	1
23	Kendrick Lewis	S	6-0	205	6/16/88	6	Mississippi	UFA (HOU) '15	16	16	0	0
24	Kyle Arrington	CB	5-10	190	8/12/86	7	Hofstra	FA '15	14	4	1	1
25	Tray Walker	CB	6-2	199	8/5/92	R	Texas Southern	D4c '15	0	0	0	0
26	Matt Elam	S	5-10	200	9/21/91	3	Florida	D1 '13	16	11	0	0
27	Asa Jackson	CB/RS	5-10	183	12/2/89	4	Cal Poly	D5 '12	7	6	0	0
28	Brynden Trawick	S	6-2	225	10/23/89	3	Troy	FA '13	14	0	0	2
29	Justin Forsett	RB	5-8	195	10/14/85	8	California	FA '14	16	14	0	0
30	Terrence Magee	RB	5-9	215	3/16/93	R	LSU	FA '15	0	0	0	0
31	Terrence Brooks (PUP)	S	5-11	200	3/2/92	2	Florida State	D3a '14	11	0	0	3
32	Quinton Pointer	CB	5-9	186	4/16/88	3	UNLV	FA '14	0	0	0	0
33	Will Hill III	S	6-1	228	3/7/90	4	Florida	FA '14	10	8	0	0
34	Lorenzo Taliaferro	RB	6-0	225	12/23/91	2	Coastal Carolina	D4b '14	13	0	0	1
35	Kiero Small	FB	5-9	242	5/1/89	1	Arkansas	FA '14	3	3	0	0
36	Nick Perry	S	6-1	211	12/7/91	R	Alabama	FA '15	0	0	0	0
37	Javorius Allen	RB	6-0	220	8/27/91	R	Southern California	D4b '15	0	0	0	0
38	Rashaan Melvin	CB	6-2	193	10/2/89	3	Northern Illinois	FA '14	3	2	0	4
39	Tramain Jacobs	CB	5-11	191	5/20/92	2	Texas A&M	FA '14	3	0	0	0
40	Cassius Vaughn	CB	5-11	195	11/3/87	6	Mississippi	UFA (DET) '15	13	5	0	2
41	Anthony Levine Sr.	DB	5-11	200	3/27/87	4	Tennessee State	FA '12	16	3	0	0
42	Chris Greenwood	CB	6-1	197	7/10/89	3	Albion	FA '14	0	0	0	2
43	Fitzgerald Toussaint	RB	5-10	211	5/4/90	2	Michigan	FA '14	2	0	2	1
44	Kyle Juszczyk	FB	6-1	248	4/23/91	3	Harvard	D4b '13	16	14	0	0
45	Brennen Beyer	OLB	6-4	256	11/25/92	R	Michigan	FA '15	0	0	0	0
46	Morgan Cox	LS	6-4	233	4/26/86	6	Tennessee	FA '10	7	0	0	0
48	Patrick Scales	LS	6-4	244	2/11/88	1	Utah State	FA '14	2	0	0	0
49	Andrew Bose	ILB	6-2	236	6/7/93	R	Rhode Island	FA '15	0	0	0	0
50	Albert McClellan	ILB	6-2	254	6/4/86	5	Marshall	FA '10	16	0	0	0
51	Daryl Smith	ILB	6-2	250	3/14/82	12	Georgia Tech	UFA (JAX) '13	16	16	0	0
53	Jeremy Zuttah	G/C	6-4	300	6/1/86	8	Rutgers	TR (TB) '14	16	16	0	0
54	Zachary Orr	ILB	6-0	255	6/9/92	2	North Texas	FA '14	15	0	0	1
55	Terrell Suggs	OLB	6-3	265	10/11/82	13	Arizona State	D1a '03	16	16	0	0
56	Steven Means	OLB	6-3	263	9/16/90	2	Buffalo	FA '14	1	0	0	1
57	C.J. Mosley	ILB	6-2	235	6/19/92	2	Alabama	D1 '14	16	16	0	0
58	Elvis Dumervil	OLB	5-11	255	1/19/84	10	Louisville	FA '13	16	2	0	0
59	Arthur Brown	ILB	6-0	240	6/17/90	3	Kansas State	D2 '13	4	0	0	12
60	Eugene Monroe	T	6-5	300	4/18/87	7	Virginia	TR (JAX) '13	11	11	0	5
61	Darryl Baldwin	T	6-6	305	10/6/91	R	Ohio State	FA '15	0	0	0	0
62	Kaleb Johnson	G	6-4	316	2/22/93	R	Rutgers	FA '15	0	0	0	0
63	Blaine Clausell	T	6-6	339	1/31/92	R	Mississippi State	FA '15	0	0	0	0
64	John Urschel	G/C	6-3	305	6/24/91	2	Penn State	D5 '14	11	3	0	5
65	Nick Easton	C	6-3	305	6/16/92	R	Harvard	FA '15	0	0	0	0
66	Ryan Jensen	G/C	6-4	310	5/27/91	2	Colorado State-Pueblo	D6b '13	1	0	0	1
67	Lawrence Guy	DE	6-4	305	3/17/90	5	Arizona State	WAV (SD) '14	14	1	0	2
68	Christo Bilukidi	DT	6-5	310	12/13/89	4	Georgia State	WAV (CIN) '14	4	0	0	1
69	Leon Brown	G	6-6	320	2/24/93	R	Alabama	FA '15	0	0	0	0
70	Robert Myers	G	6-5	335	12/26/91	R	Tennessee State	D5b '15	0	0	0	0
71	Rick Wagner	G/T	6-6	310	10/21/89	3	Wisconsin	D5 '13	15	15	0	0
72	Kelechi Osemele	G/T	6-5	330	6/24/89	4	Iowa State	D2b '12	14	14	0	2
73	Marshal Yanda	G/T	6-3	305	9/15/84	9	Iowa	D3b '07	16	16	0	0
74	James Hurst	T	6-5	312	12/17/91	2	North Carolina	FA '14	16	5	0	0
76	Jah Reid	G/T	6-7	325	7/21/88	5	Central Florida	D3 '11	4	0	0	9
77	De'ondre Wesley	G/T	6-6	326	7/28/92	R	BYU	FA '15	0	0	0	0
78	Marcel Jones	G/T	6-7	337	9/4/88	2	Nebraska	FA '14	0	0	0	0
79	Micajah Reynolds	DT	6-5	330	1/24/91	1	Michigan State	FA '15	0	0	0	0
80	Crockett Gillmore	TE	6-6	270	11/16/91	2	Colorado State	D3b '14	15	1	0	1
82	Nick Boyle	TE	6-4	260	2/17/93	R	Delaware	D5a '15	0	0	0	0
83	Daniel Brown	WR	6-5	225	5/26/92	R	James Madison	FA '15	0	0	0	0
84	Tom Nelson	WR	5-11	200	12/4/86	3	Illinois State	FA '15	0	0	0	0
85	Allen Reisner	TE	6-3	255	9/29/88	3	Iowa	FA '14	0	0	0	0
86	Konrad Reuland	TE	6-5	254	4/4/87	3	Stanford	FA '14	0	0	0	0
87	Maxx Williams	TE	6-4	250	4/12/94	R	Minnesota	D2 '15	0	0	0	0
88	Dennis Pitta (PUP)	TE	6-4	245	6/29/85	6	BYU	D4 '10	3	3	0	0
89	Steve Smith Sr.	WR	5-9	195	5/12/79	15	Utah	FA '14	16	16	0	0
90	Za'Darius Smith	OLB	6-4	275	9/8/92	4	Kentucky	D4a '15	0	0	0	0
91	Courtney Upshaw	OLB	6-2	272	12/13/89	R	Alabama	D2a '12	16	14	0	0
92	Zach Thompson	OLB	6-5	265	1/18/91	1	Wake Forest	FA '15	0	0	0	0
93	DeAngelo Tyson	DE	6-2	315	4/12/89	4	Georgia	D7 '12	11	4	0	5
94	Carl Davis	DT	6-5	320	3/2/92	R	Iowa	D3 '15	0	0	0	0
95	Kapron Lewis-Moore	DE	6-4	315	1/24/90	3	Notre Dame	D6a '13	0	0	0	0
96	Brent Urban	DE	6-7	295	5/5/91	2	Virginia	D4a '14	0	0	0	0
97	Timmy Jernigan	DT	6-2	302	9/24/92	2	Florida State	D2 '14	12	3	0	4
98	Brandon Williams	DT	6-1	335	2/21/89	3	Missouri Southern St.	D3 '13	16	14	0	0
99	Chris Canty	DE	6-7	320	11/10/82	12	Virginia	FA '13	11	11	0	5
Injured Reserve												
47	Julian Wilson (leg)	CB	6-2	215	10/25/91	R	Oklahoma	FA '15	0	0	0	0
81	Cam Worthy (foot)	WR	6-3	212	4/6/92	R	East Carolina	FA '15	0	0	0	0

2015 POSITIONAL ROSTER

As of Aug. 17

QUARTERBACKS

2	Bryn Renner	QB
5	Joe Flacco	QB
8	Matt Schaub	QB

WIDE RECEIVERS

6	Trent Steelman	.WR
11	Kamar Aiken	.WR
12	Darren Waller	.WR
13	Aldrick Robinson	.WR
14	Marlon Brown	.WR
15	Michael Campanaro	.WR/RS
16	DeAndre Carter	.WR
17	Jeremy Butler	.WR
18	Breshad Perriman	.WR
83	Daniel Brown	.WR
84	Tom Nelson	.WR
89	Steve Smith Sr.	.WR

RUNNING BACKS

29	Justin Forsett	RB
30	Terrence Magee	RB
34	Lorenzo Taliaferro	RB
35	Kiero Small	FB
37	Javorius Allen	RB
43	Fitzgerald Toussaint	RB
44	Kyle Juszczyk	FB

TIGHT ENDS

80	Crockett Gillmore	.TE
82	Nick Boyle	.TE
85	Allen Reisner	.TE
86	Konrad Reuland	.TE
87	Maxx Williams	.TE
88	Dennis Pitta (PUP)	.TE

OFFENSIVE LINE

53	Jeremy Zuttah	G/C
60	Eugene Monroe	T
61	Darryl Baldwin	T
62	Kaleb Johnson	G
63	Blaine Clausell	T
64	John Urschel	G/C
65	Nick Easton	C
66	Ryan Jensen	G/C
69	Leon Brown	G
70	Robert Myers	G
71	Rick Wagner	G/T
72	Kelechi Osemele	G/T
73	Marshal Yanda	G/T
74	James Hurst	T
76	Jah Reid	G/T
77	De'Ondre Wesley	G/T
78	Marcel Jones	G/T

SECONDARY

21	Lardarius Webb	CB/RS
22	Jimmy Smith	CB
23	Kendrick Lewis	S
24	Kyle Arrington	CB
25	Tray Walker	CB
26	Matt Elam	S
27	Asa Jackson	CB/RS
28	Brynden Trawick	S
31	Terrence Brooks (PUP)	S
32	Quinton Pointer	CB
33	Will Hill III	S
36	Nick Perry	S
38	Rashaan Melvin	CB
39	Tramain Jacobs	CB
40	Cassius Vaughn	CB
41	Anthony Levine Sr.	DB
42	Chris Greenwood	CB

LINEBACKERS

45	Brennen Beyer	OLB
49	Andrew Bose	ILB
50	Albert McClellan	ILB
51	Daryl Smith	ILB
54	Zachary Orr	ILB
55	Terrell Suggs	OLB
56	Steven Means	OLB
57	C.J. Mosley	ILB
58	Elvis Dumervil	OLB
59	Arthur Brown	ILB
90	Za'Darius Smith	OLB
91	Courtney Upshaw	OLB
92	Zach Thompson	OLB

DEFENSIVE LINE

67	Lawrence Guy	DE
68	Christo Bilukidi	DT
79	Micajah Reynolds	DT
93	DeAngelo Tyson	DE
94	Carl Davis	DT
95	Kapron Lewis-Moore	DE
96	Brent Urban	DE
97	Timmy Jernigan	DT
98	Brandon Williams	DT
99	Chris Canty	DE

SPECIALISTS

3	Justin Manton	P
4	Sam Koch	P
9	Justin Tucker	K
46	Morgan Cox	LS
48	Patrick Scales	LS

RESERVE/INJURED

47	Julian Wilson (leg)	CB
81	Cam Worthy (foot)	.WR

2015 COACHING STAFF

John Harbaugh	Head Coach
Jerry Rosburg	Special Teams Coordinator/Associate Head Coach
Dean Pees	Defensive Coordinator
Marc Trestman	Offensive Coordinator
Richard Angulo	Tight Ends
Clarence Brooks	Defensive Line
Juan Castillo	Offensive Line
Bobby Engram	Wide Receivers
Thomas Hammock	Running Backs
Chris Hewitt	Defensive Backs
Don Martindale	Inside Linebackers
Ted Monachino	Linebackers
Marty Mornhinweg	Quarterbacks

Craig Ver Steeg	Senior Offensive Assistant
Todd Washington	Assistant Offensive Line
Matt Weiss	Cornerbacks Coach
Bob Rogucki	Strength and Conditioning
Juney Barnett	Assistant Strength and Conditioning
Andy Bischoff	Offensive Quality Control
Randy Brown	Kicking Consultant
Scott Cohen	Coaching Consultant
Mike Macdonald	Defensive Assistant
Megan McLaughlin	Exec. Asst./Football Info Manager
Dan Parsons	Assistant to Head Coach
Eugene Shen	Director of Coaching Analytics
Drew Wilkins	Defensive Coaching Assistant

DEPTH CHART

Last updated by Ravens PR staff on Aug. 17

OFFENSE

LWR	11	Kamar Aiken (16/0)	<u>18</u>	<u>Breshad Perriman (0/0)</u>	15	Michael Campanaro (4/0)	<u>12</u>	<u>Darren Waller (0/0)</u>
					<u>16</u>	<u>DeAndre Carter (0/0)</u>	84	Tom Nelson (0/0)
RWR	89	Steve Smith Sr. (16/16)	14	Marlon Brown (14/1)	17	Jeremy Butler (0/0)	13	Aldrick Robinson (5/0)
					<u>83</u>	<u>Daniel Brown (0/0)</u>	<u>6</u>	<u>Trent Steelman (0/0)</u>
LT	60	Eugene Monroe (11/11)	74	James Hurst (16/5)	<u>63</u>	<u>Blaine Clausell (0/0)</u>		
LG	72	Kelechi Osemele (14/14)	<u>70</u>	<u>Robert Myers (0/0)</u>	<u>62</u>	<u>Kaleb Johnson (0/0)</u>		
C	53	Jeremy Zuttah (16/16)	66	Ryan Jensen (1/0)	<u>65</u>	<u>Nick Easton (0/0)</u>		
RG	73	Marshal Yanda (16/16)	64	John Urschel (11/3)	<u>69</u>	<u>Leon Brown (0/0)</u>	78	Marcel Jones (0/0)
RT	71	Rick Wagner (15/15)	76	Jah Reid (4/0)	<u>77</u>	<u>De'Ondre Wesley (0/0)</u>	<u>61</u>	<u>Darryl Baldwin (0/0)</u>
TE	80	Crockett Gillmore (15/1)	<u>87</u>	<u>Maxx Williams (0/0)</u>	<u>82</u>	<u>Nick Boyle (0/0)</u>	86	Konrad Reuland (0/0)
					88	Dennis Pitta (3/3)*	85	Allen Reisner (0/0)^
QB	5	Joe Flacco (16/16)	8	Matt Schaub (11/0)	2	Bryn Renner (0/0)		
FB	44	Kyle Juszczyk (16/14)	35	Kiero Small (3/3)				
RB	29	Justin Forsett (16/14)	34	Lorenzo Taliaferro (13/0)	<u>37</u>	<u>Javorius Allen (0/0)</u>	43	Fitzgerald Toussaint (2/0)
							<u>30</u>	<u>Terrence Magee (0/0)</u>

DEFENSE

DT	97	Timmy Jernigan (12/3)	95	Kapron Lewis-Moore (0/0)	68	Christo Bilukidi (4/0)		
NT	98	Brandon Williams (16/14)	<u>94</u>	<u>Carl Davis (0/0)</u>	93	DeAngelo Tyson (11/4)	79	Micajah Reynolds (0/0)
DE	99	Chris Canty (11/11)	67	Lawrence Guy (14/1)	<u>96</u>	<u>Brent Urban (0/0)^</u>		
OLB	55	Terrell Suggs (16/16)	<u>90</u>	<u>Za'Darius Smith (0/0)</u>	92	Zach Thompson (0/0)		
ILB	57	C.J. Mosley (16/16)	59	Arthur Brown (4/0)	<u>49</u>	<u>Andrew Bose (0/0)</u>		
ILB	51	Daryl Smith (16/16)	50	Albert McClellan (16/0)	54	Zachary Orr (15/0)		
Sam	91	Courtney Upshaw (16/14) - OR -	58	Elvis Dumervil (16/2)	56	Steven Means (1/0)	<u>45</u>	<u>Brennen Beyer (0/0)</u>
LCB	21	Lardarius Webb (13/11)	24	Kyle Arrington (14/4)	32	Quinton Pointer (0/0)	<u>25</u>	<u>Tray Walker (0/0)</u>
							40	Cassius Vaughn (13/5)
SS	33	Will Hill III (10/8)	28	Brynden Trawick (14/0)	<u>26</u>	<u>Matt Elam (16/11)^</u>		
FS	23	Kendrick Lewis (16/16)	41	Anthony Levine Sr. (16/3)	<u>36</u>	<u>Nick Perry (0/0)</u>	31	Terrence Brooks (11/0)*
RCB	22	Jimmy Smith (8/8)	38	Rashaan Melvin (3/2)	27	Asa Jackson (7/6)	42	Chris Greenwood (0/0)
							39	Tramain Jacobs (3/0)

SPECIAL TEAMS

P	4	Sam Koch (16/0)	<u>3</u>	<u>Justin Manton (0/0)</u>				
K	9	Justin Tucker (16/0)						
H	4	Sam Koch (16/0)						
LS	46	Morgan Cox (7/0)	48	Patrick Scales (2/0)				
KOR	27	Asa Jackson (7/6)	15	Michael Campanaro (4/0)	<u>16</u>	<u>DeAndre Carter (0/0)</u>		
PR	15	Michael Campanaro (4/0)	27	Asa Jackson (7/6)	<u>16</u>	<u>DeAndre Carter (0/0)</u>		

(2014 Games Played/Games Started)

Rookie Players Underlined

* Physically Unable to Perform List

^ Injured

PRONUNCIATION GUIDE

Players: Kamar Aiken (kuh-MARR); Javorius Allen (juh-VAR-us); Christo Bilukidi (CHRIS-toe bill-oh-KEE-dee); Michael Campanaro (camp-ah-NAIR-oh); Blaine Clausell (clau-ZELL); Asa Jackson (ACE-uh); Kyle Juszczyk (YOOZ-check); Sam Koch (Cook); Anthony Levine (luh-VEEN); Kapron Lewis-Moore (CAP-rin); Kelechi Osemele (kah-LETCH-ee oh-SEM-uh-lee); Dennis Pitta (PIT-uh); Konrad Reuland (ROY-land); Micajah Reynolds (muh-KAI-juh); Kiero Small (key-AIR-oh); Za'Darius Smith (zuh-DARE-ee-us); Lorenzo Taliaferro (tal-uh-FARE-oh); Fitzgerald Toussaint (too-SAUNT); Brynden Trawick (BREN-den TRAH-wick); Cassius Vaughn (CASH-us); Lardarius Webb (lahr-DARE-ee-us); Marshal Yanda (YAWN-da); Jeremy Zuttah (ZOO-tuh)
Coaches: Richard Angulo (an-GOO-low); Andy Bischoff (BISH-off); Juan Castillo (cass-TEE-yo); Ted Monachino (mah-nah-KEY-no); Bob Rogucki (ruh-GUS-key); Craig Ver Steeg (ver-STEGG)

2015 TRANSACTIONS

- **Jan. 12:** Signed **CB Victor Hampton**, T Marcel Jones, DB Quinton Pointer, TE Allen Reisner, **QB Bryn Renner**, TE Konrad Reuland, FB Kiero Small, DE Zach Thompson and QB Keith Wenning to Reserve/Future Contracts.
- **Jan. 22:** Signed **WR Aldrick Robinson** to a Reserve/Future contract.
- **Feb. 2:** Terminated the contract of vested veteran DT Terrence Cody.
- **Feb. 25:** Terminated the contract of vested veteran WR/RS Jacoby Jones.
- **Feb. 27:** Terminated the contract of vested veteran DE Chris Canty.
- **March 2:** Waived CB Victor Hampton.
- **March 10:** Traded DT Haloti Ngata to the Detroit Lions in exchange for a 2015 fourth- and fifth-round draft pick.
- **March 12:** Re-signed restricted free agent CB Anthony Levine and unrestricted free agent RB Justin Forsett.
- **March 17:** Re-signed restricted free agent DT Christo Bilukidi and unrestricted free agent LS Morgan Cox; Signed unrestricted free agent S Kendrick Lewis.
- **March 18:** Re-signed unrestricted free agents DE Lawrence Guy and DE Chris Canty; Terminated the contract of RB Bernard Pierce.
- **March 31:** Signed free agent **QB Matt Schaub**.
- **April 1:** Traded G/C Gino Gradkowski and a 2016 draft choice to the Denver Broncos in exchange for a 2016 draft choice.
- **April 9:** Re-signed unrestricted free agent G/T Jah Reid.
- **April 14:** Re-signed exclusive rights free agents G/C Ryan Jensen, CB Rashaan Melvin and S Brynden Trawick.
- **April 17:** Re-signed exclusive rights free agent TE Phillip Supernaw.
- **April 20:** Re-signed exclusive rights free agents WR Kamar Aiken and CB Tramain Jacobs.
- **April 21:** Re-signed exclusive rights free agent LS Patrick Scales.
- **April 22:** Re-signed exclusive rights free agent DT Casey Walker.
- **April 23:** Re-signed restricted free agent K Justin Tucker.
- **April 29:** Re-signed exclusive rights free agent RB Fitzgerald Toussaint.
- **May 6:** Re-signed exclusive rights free agent DE Steven Means.
- **May 7:** Re-signed restricted free agent S Will Hill.
- **May 8:** Signed the following rookie free agents: **OLB Darius Allen**, T Darryl Baldwin, **OLB Brennen Beyer**, **WR DeAndre Carter**, T Blaine Clausell, **ILB Trey DePriest**, T Nick Easton, G Kaleb Johnson, **QB Jerry Lovelocke**, **RB Terrence Magee**, P Justin Manton, S Nick Perry, T De'Ondre Wesley, **CB Julian Wilson** and **WR Cam Worthy**; Signed the following 2015 draft choices: **RB Javorius Allen**, TE Nick Boyle, G Robert Myers, **OLB Za'Darius Smith**, **CB Tray Walker**, **WR Darren Waller** and **TE Maxx Williams**.
- **May 9:** Signed 2015 draft choice **DT Carl Davis**.
- **May 11:** Signed 2015 draft choice **WR Breshad Perriman**.
- **May 12:** Waived OLB Darius Allen, TE Phillip Supernaw, QB Keith Wenning; Signed rookie free agents **ILB Andrew Bose**, **WR Daniel Brown** and **G Leon Brown**.
- **May 14:** Waived ILB Andrew Bose and signed free agent **CB Kyle Arrington**.
- **May 27:** Waived ILB Trey DePriest and re-signed ILB Andrew Bose.
- **May 29:** Waived (injured, leg) CB Julian Wilson (who then reverted to Injured Reserve) and signed unrestricted free agent **CB Cassius Vaughn**.
- **July 29:** Waived (injured, foot) WR Cam Worthy (who then reverted to Injured Reserve) and signed free agent **WR Tom Nelson**.
- **Aug. 1:** Waived QB Jerry Lovelocke and signed free agent **WR Trent Steelman**.
- **Aug. 5:** Waived DT Casey Walker and signed free agent **DT Micajah Reynolds**.

(Bold denotes first time player has joined the Ravens.)

2015 RAVENS PRESEASON STATISTICS

WON 1, LOST 0

08/13	W 30-27	New Orleans	70,501
08/22		at Philadelphia	
08/29		Washington	
09/03		at Atlanta	

	Balt.	Opp.
TOTAL FIRST DOWNS	26	21
Rushing	8	6
Passing	12	13
Penalty	6	2
3rd Down: Made/Att	7/15	7/14
3rd Down Pct.	46.7	50.0
4th Down: Made/Att	2/2	1/1
4th Down Pct.	100.0	100.0
POSSESSION AVG.	33:11	26:49
TOTAL NET YARDS	360	366
Avg. Per Game	360.0	366.0
Total Plays	77	63
Avg. Per Play	4.7	5.8
NET YARDS RUSHING	105	100
Avg. Per Game	105.0	100.0
Total Rushes	39	23
NET YARDS PASSING	255	266
Avg. Per Game	255.0	266.0
Sacked/Yards Lost	0/0	1/8
Gross Yards	255	274
Att./Completions	38/22	39/25
Completion Pct.	57.9	64.1
Had Intercepted	2	0
PUNTS/AVERAGE	1/39.0	3/45.7
NET PUNTING AVG.	1/39.0	3/36.7
PENALTIES/YARDS	6/65	16/143
FUMBLES/BALL LOST	0/0	0/0
TOUCHDOWNS	3	3
Rushing	2	1
Passing	1	2
Returns	0	0

* SCORE BY PERIODS	Q1	Q2	Q3	Q4	OT	PTS
TEAM	14	6	0	10	0	30
OPPONENTS	0	14	3	10	0	27

* SCORING	TD-Ru	Pa	Rt	K-PAT	FG	S	PTS
Tucker	0	0	0	3/3	3/3	0	12
Campanaro	1	0	1	0		0	6
Renner	1	1	0	0		0	6
Taliaferro	1	1	0	0		0	6
TEAM	3	2	1	0	3/3	3/3	0
OPPONENTS	3	1	2	0	3/3	2/3	0

2-Pt Conv: **TEAM** 0-0, **OPPONENTS** 0-0
SACKS: Z. Smith 1, **TEAM** 1, **OPPONENTS** 0
FUM/LOST: NONE

* RUSHING	No.	Yds	Avg	Long	TD
Taliaferro	12	36	3.0	9	1
Allen	11	35	3.2	12	0
Flacco	1	17	17.0	17	0
Toussaint	6	11	1.8	4	0
Renner	2	4	2.0	3	1
Forsett	2	3	1.5	2	0
Schaub	3	0	0.0	2	0
Magee	2	-1	-0.5	0	0
TEAM	39	105	2.7	17	2
OPPONENTS	23	100	4.3	29	1

* RECEIVING	No.	Yds	Avg	Long	TD
Boyle	4	25	6.3	8	0
Campanaro	2	58	29.0	45t	1
M. Williams	2	36	18.0	22	0
Carter	2	33	16.5	22	0
Taliaferro	2	18	9.0	9	0
Gillmore	2	17	8.5	9	0
Juszczyk	2	13	6.5	7	0
Nelson	1	19	19.0	19	0
Butler	1	14	14.0	14	0
Waller	1	12	12.0	12	0
Toussaint	1	6	6.0	6	0
S. Smith	1	3	3.0	3	0
Small	1	1	1.0	1	0
TEAM	22	255	11.6	45t	1
OPPONENTS	25	274	11.0	28t	2

* INTERCEPTIONS	No.	Yds	Avg	Long	TD
TEAM	0	0	---	---	0
OPPONENTS	2	6	3.0	5	0

* PUNTING	No.	Yds	Avg	Net	TB	In	Lg	B
Koch	1	39	39.0	39.0	0	1	39	0
TEAM	1	39	39.0	39.0	0	1	39	0
OPPONENTS	3	137	45.7	36.7	0	1	50	0

* PUNT RETURNS	Ret	FC	Yds	Avg	Long	TD
Jackson	2	0	17	8.5	9	0
Campanaro	1	0	10	10.0	10	0
TEAM	3	0	27	9.0	10	0
OPPONENTS	0	1	0	---	---	0

* KICKOFF RETURNS	No.	Yds	Avg	Long	TD
OPPONENTS	6	158	26.3	32	0

* FIELD GOALS	1-19	20-29	30-39	40-49	50+
Tucker	0/0	1/1	0/0	1/1	1/1
TEAM	0/0	1/1	0/0	1/1	1/1
OPPONENTS	0/0	0/0	0/0	1/1	1/2

Tucker: (42G, 25G, 51G)
TEAM: (42G, 25G, 51G)
OPPONENTS: (50N, 47G, 50G)

* PASSING	Att	Cmp	Yds	Cmp%	Yds/Att	TD	TD%	Int	Int%	Long	Sack/Lost	Rating
Schaub	18	11	134	61.1	7.44	1	5.6	1	5.6	45t	0/0	79.4
Renner	14	6	88	42.9	6.29	0	0.0	1	7.1	22	0/0	34.2
Flacco	6	5	33	83.3	5.50	0	0.0	0	0.0	9	0/0	89.6
TEAM	38	22	255	57.9	6.71	1	2.6	2	5.3	45t	0/0	65.1
OPPONENTS	39	25	274	64.1	7.03	2	5.1	0	0.0	28t	1/8	101.9

2015 RAVENS PRESEASON DEFENSIVE STATS

from Press Box Stats

Name	Total	Solo	Assists	Sacks	Yds.	INT	Yds.	PD	FF	FR
Brown, Arthur	6	5	1	0	0	0	0	0	0	0
Orr, Zachary	5	2	3	0	0	0	0	1	0	0
Arrington, Kyle	4	2	2	0	0	0	0	1	0	0
Smith, Za'Darius	4	1	3	1	8	0	0	1	0	0
Guy, Lawrence	4	0	4	0	0	0	0	0	0	0
Melvin, Rashaan	3	3	0	0	0	0	0	0	0	0
Walker, Tray	3	3	0	0	0	0	0	0	0	0
Vaughn, Cassius	3	3	0	0	0	0	0	0	0	0
Beyer, Brennen	3	2	1	0	0	0	0	0	0	0
Upshaw, Courtney	3	2	1	0	0	0	0	0	0	0
Levine, Anthony	3	2	1	0	0	0	0	0	0	0
Trawick, Brynden	3	2	1	0	0	0	0	0	0	0
Davis, Carl	3	1	2	0	0	0	0	1	0	0
McClellan, Albert	3	1	2	0	0	0	0	0	0	0
Greenwood, Chris	2	2	0	0	0	0	0	0	0	0
Pointer, Quinton	2	0	2	0	0	0	0	1	0	0
Mosley, C.J.	1	1	0	0	0	0	0	0	0	0
Perry, Nick	1	1	0	0	0	0	0	0	0	0
Means, Steven	1	0	1	0	0	0	0	0	0	0
Jacobs, Tramain	0	0	0	0	0	0	0	1	0	0
Totals	57	33	24	1	8	0	0	6	0	0

2015 RAVENS PRESEASON SPECIAL TEAMS STATS

from Press Box Stats

Name	Total	Solo	Assists	FF	FR	Blocked Kicks
Arrington, Kyle	1	1	0	0	0	0
Beyer, Brennen	1	1	0	0	0	0
Greenwood, Chris	1	1	0	0	0	0
Pointer, Quinton	1	1	0	0	0	0
Reisner, Allen	1	1	0	0	0	0
Totals	5	5	0	0	0	0

2015 PRESEASON SINGLE-GAME BESTS

Tackles:	6 by Arthur Brown vs. NO (8/13)
Sacks:	1 by Za'Darius Zmith vs. NO (8/13)
Interceptions:	None
Passes Defensed:	1 by six different players
Forced Fumbles:	None
Fumble Recoveries:	None
Special Teams Tackles:	1 by five different players



2014 RAVENS STATISTICS

WON 10, LOST 6

09/07 L 16-23	Cincinnati	70,925
09/11 W 26- 6	Pittsburgh	71,181
09/21 W 23-21	at Cleveland	67,407
09/28 W 38-10	Carolina	71,218
10/05 L 13-20	at Indianapolis	65,258
10/12 W 48-17	at Tampa Bay	60,041
10/19 W 29- 7	Atlanta	71,184
10/26 L 24-27	at Cincinnati	55,711
11/02 L 23-43	at Pittsburgh	63,971
11/09 W 21- 7	Tennessee	70,914
11/24 W 34-27	at New Orleans	73,373
11/30 L 33-34	San Diego	71,060
12/07 W 28-13	at Miami	70,244
12/14 W 20-12	Jacksonville	70,801
12/21 L 13-25	at Houston	71,771
12/28 W 20-10	Cleveland	71,070

	Balt.	Opp.
--	--------------	-------------

TOTAL FIRST DOWNS	345	311
Rushing	113	75
Passing	194	205
Penalty	38	31
3rd Down: Made/Att	84/205	89/221
3rd Down Pct.	41.0	40.3
4th Down: Made/Att	9/18	5/14
4th Down Pct.	50.0	35.7
POSSESSION AVG.	29:40	30:20
TOTAL NET YARDS	5838	5391
Avg. Per Game	364.9	336.9
Total Plays	1022	1034
Avg. Per Play	5.7	5.2
NET YARDS RUSHING	2019	1412
Avg. Per Game	126.2	88.3
Total Rushes	448	390
NET YARDS PASSING	3819	3979
Avg. Per Game	238.7	248.7
Sacked/Yards Lost	19/167	49/362
Gross Yards	3986	4341
Att./Completions	555/344	595/382
Completion Pct.	62.0	64.2
Had Intercepted	12	11
PUNTS/AVERAGE	60/47.4	76/45.9
NET PUNTING AVG.	60/43.3	76/40.5
PENALTIES/YARDS	111/870	110/1007
FUMBLES/BALL LOST	16/8	22/11
TOUCHDOWNS	46	30
Rushing	16	8
Passing	27	22
Returns	3	0

* SCORE BY PERIODS	Q1	Q2	Q3	Q4	OT	PTS		
TEAM	76	96	91	146	0	409		
OPPONENTS	63	79	60	100	0	302		
* SCORING	TD	Ru	Pa	Rt	K-PAT	FG	S	PTS
Tucker	0	0	0	0	42/42	29/34	0	129
T. Smith	11	0	11	0				66
Forsett	8	8	0	0				50
S. Smith	6	0	6	0				36
Aiken	4	0	3	1				24
Daniels	4	0	4	0				24
Taliaferro	4	4	0	0				24
Flacco	2	2	0	0				12
Pierce	2	2	0	0				12
Campanaro	1	0	1	0				6
Gillmore	1	0	1	0				6
Hill	1	0	0	1				6
J. Jones	1	0	0	1				6
Juszczyk	1	0	1	0				6
Suggs	0	0	0	0				1
TEAM	46	16	27	3	42/42	29/34	1	409
OPPONENTS	30	8	22	0	28/28	30/36	0	302

2-Pt Conv: Forsett, TM 1-4, OPP 2-2

SACKS: Dumervil 17, Suggs 12, McPhee 7.5, Jernigan 4, Mosley 3, Ngata 2, D. Smith 1, Tyson 1, Walker LG 1, Canty 0.5, Elam 0.5, B. Williams 0.5, TM 49, OPP 19

FUM/LOST: Flacco 5/0, J. Jones 4/2, Juszczyk 2/2, Forsett 1/0, Gradkowski 1/1, Pierce 1/1, Poole(LG) 1/1, S. Smith 1/1, Taliaferro 1/1

* PASSING	Att	Cmp	Yds	Cmp%	Yds/Att	TD	TD%	Int	Int%	Long	Sack/Lost	Rating
Flacco	554	344	3986	62.1	7.18	27	4.9	12	2.2	80t	19/167	91.0
TEAM	554	344	3986	62.1	7.18	27	4.9	12	2.2	80t	19/167	91.0
OPPONENTS	595	382	4341	64.2	7.30	22	3.7	11	1.8	77t	49/362	90.6

* RUSHING	No.	Yds	Avg	Long	TD
Forsett	235	1266	5.4	52	8
Pierce	93	366	3.9	28	2
Taliaferro	68	292	4.3	31	4
Flacco	39	70	1.8	15	2
J. Jones	3	16	5.3	11	0
Toussaint	6	12	2.0	12	0
Poole LG	1	0	0.0	0	0
T. Taylor	4	-3	-0.8	0	0
TEAM	448	2019	4.5	52	16
OPPONENTS	390	1412	3.6	67	8

* RECEIVING	No.	Yds	Avg	Long	TD
S. Smith	79	1065	13.5	80t	6
T. Smith	49	767	15.7	53	11
Daniels	48	527	11.0	39	4
Forsett	44	263	6.0	26	0
Aiken	24	267	11.1	24	3
M. Brown	24	255	10.6	22	0
Juszczyk	19	182	9.6	33	1
Pitta	16	125	7.8	24	0
Gillmore	10	121	12.1	22	1
J. Jones	9	131	14.6	31	0
Taliaferro	8	114	14.3	29	0
Campanaro	7	102	14.6	19t	1
Supernaw LG	3	30	10.0	29	0
Supernaw TM	2	27	13.5	29	0
Toussaint	3	27	9.0	15	0
Pierce	2	13	6.5	7	0
Robinson LG	1	6	6.0	6	0
TEAM	344	3986	11.6	80t	27
OPPONENTS	382	4341	11.4	77t	22

* INTERCEPTIONS	No.	Yds	Avg	Long	TD
Cason LG	2	81	40.5	80	0
Mosley	2	23	11.5	18	0
Ngata	2	16	8.0	13	0
Hill	1	44	44.0	44t	1
J. Smith	1	31	31.0	31	0
Gorrer LG	1	15	15.0	15	0
Gorrer TM	1	15	15.0	15	0
Miles	1	6	6.0	6	0
D. Smith	1	0	0.0	0	0
Stewart	1	0	0.0	0	0
Webb	1	0	0.0	0	0
TEAM	11	135	12.3	44t	1
OPPONENTS	12	149	12.4	30	0

* PUNTING	No.	Yds	Avg	Net	TB	In	Lg	B
Koch	60	2841	47.4	43.3	4	26	73	0
TEAM	60	2841	47.4	43.3	4	26	73	0
OPPONENTS	76	3489	45.9	40.5	6	18	69	1

* PUNT RETURNS	Ret	FC	Yds	Avg	Long	TD
J. Jones	30	17	275	9.2	45	0
Campanaro	2	1	17	8.5	9	0
Webb	0	5	0	---	---	0
TEAM	32	23	292	9.1	45	0
OPPONENTS	23	14	166	7.2	45	0

* KICKOFF RETURNS	No.	Yds	Avg	Long	TD
J. Jones	32	978	30.6	108t	1
Juszczyk	2	28	14.0	16	0
Toussaint	2	41	20.5	23	0
Gillmore	1	15	15.0	15	0
Taliaferro	1	15	15.0	15	0
TEAM	38	1077	28.3	108t	1
OPPONENTS	26	601	23.1	36	0

* FIELD GOALS	1-19	20-29	30-39	40-49	50+
Tucker	0/0	10/10	11/11	4/4	4/9
TEAM	0/0	10/10	11/11	4/4	4/9
OPPONENTS	0/0	7/7	13/14	7/10	3/5

Tucker: (55N,38G) (30G,23G,22G,20G) (38G,21G,32G) (57N,30G) (52G,27G) (46G,64B,49G) (38G,38G) (45G,50G,53G) (46G) (31G,55G) (33G,21G,29G,31G) (22G,54N,54N,33G) (25G,28G)

OPP: (49G,22G,28G,46G,38G,45B) (25G,43G) (50N,36B) (37G) (38G,34G) (45N,47G) (57N) (32G,33G) (20G,34G) (52G,26G) (46G,34G) (53G,45G,53G,42N,45G) (35G,25G,30G,20G,39G,33G) (38G)

2/2, Forsett 1/0, Gradkowski 1/1, Pierce 1/1, Poole(LG) 1/1, S. Smith 1/1, Taliaferro 1/1

2014 RAVENS DEFENSIVE STATS

from Press Box Stats

Name	Total	Solo	Assists	Sacks	Yds.	INT	Yds.	PD	FF	FR
Mosley, C.J.	129	85	44	3	16	2	23	8	1	1
Smith, Daryl	127	67	60	1	7	1	0	9	2	1
Suggs, Terrell	61	36	25	12	87	0	0	1	0	1
Stewart, Darian	53	37	16	0	0	1	0	4	1	0
Williams, Brandon	48	25	23	0.5	4.5	0	0	0	2	1
Elam, Matt	47	29	18	0.5	3	0	0	5	1	0
Webb, Lardarius	46	36	10	0	0	1	0	8	0	0
Upshaw, Courtney	42	25	17	0	0	0	0	1	0	0
Hill, Will	39	27	12	0	0	1	44	4	0	0
Dumervil, Elvis	35	24	11	17	127.5	0	0	1	2	1
Canty, Chris	33	13	20	0.5	3	0	0	2	1	0
Ngata, Haloti	32	19	13	2	28	2	16	7	2	0
Smith, Jimmy	28	22	6	0	0	1	31	8	0	0
Jackson, Asa	27	22	5	0	0	0	0	3	0	0
McPhee, Pernell	27	17	10	7.5	50	0	0	4	1	0
Jernigan, Timmy	23	11	12	4	27	0	0	0	0	0
Levine, Anthony	23	16	7	0	0	0	0	4	0	0
Miles, Jeromy	23	14	9	0	0	1	6	1	0	1
Tyson, DeAngelo	21	7	14	1	9	0	0	0	0	2
Brooks, Terrence	19	16	3	0	0	0	0	2	0	1
Melvin, Rashaan	17	13	4	0	0	0	0	1	1	0
Gorrer, Danny**	16	16	0	0	0	1	15	1	0	0
Guy, Lawrence	16	2	14	0	0	0	0	1	0	1
Franks, Dominique	13	12	1	0	0	0	0	5	0	0
Brown, Chykie	9	8	1	0	0	0	0	0	0	0
McClellan, Albert	4	1	3	0	0	0	0	0	0	0
Bilukidi, Christo	3	0	3	0	0	0	0	0	0	0
Trawick, Brynden	3	2	1	0	0	0	0	0	0	0
Walker, Casey	1	0	1	0	0	0	0	0	0	0
Orr, Zach	1	0	1	0	0	0	0	0	0	0
Totals	966	602	364	49	362	11	135	80	14	10

**Stats with Baltimore

2014 RAVENS SPECIAL TEAMS STATS

from Press Box Stats

Name	Total	Solo	Assists	FF	FR	Blocked Kicks
McClellan, Albert	13	11	2	1	1	0
Orr, Zach	7	6	1	0	0	0
Levine, Anthony	6	5	1	0	0	0
Miles, Jeromy	5	5	0	1	0	1
Aiken, Kamar	4	2	2	0	0	0
Mosley, C.J.	4	3	1	0	0	0
Taliaferro, Lorenzo	4	3	1	0	0	0
Trawick, Brynden	4	3	1	0	0	0
Juszczuk, Kyle	3	3	0	0	0	0
Elam, Matt	2	2	0	0	0	0
Hill, Will	2	2	0	0	0	0
Brown, Marlon	1	1	0	0	0	0
Gorrer, Danny	1	1	0	0	0	0
Jackson, Asa	1	0	1	0	0	1
Urschel, John	1	1	0	0	0	0
Webb, Lardarius	1	0	1	0	0	0
Stewart, Darian	0	0	0	0	0	1
Totals	59	48	11	2	1	3

2014 SINGLE-GAME BESTS

- Tackles:** 14 by C.J. Mosley at Ind. (10/5)
- Sacks:** 3.5 by Elvis Dumervil at Mia. (12/7)
- Interceptions:** 1 by nine different players
- Passes Defensed:** 3 by Lardarius Webb at Pit. (11/2) and Dominique Franks at Cin. (10/26)
- Forced Fumbles:** 1 by 10 different players
- Fumble Recoveries:** 1 by nine different players
- Special Teams Tackles:** 4 by Albert McClellan at TB (10/12)



2014 RAVENS POSTSEASON STATISTICS

WON 1, LOST 1

01/03 W 30-17 at Pittsburgh 62,780
 01/10 L 31-35 at New England 68,756

	Balt.	Opp.
TOTAL FIRST DOWNS	47	51
Rushing	15	9
Passing	27	37
Penalty	5	5
3rd Down: Made/Att	5/20	11/27
3rd Down Pct.	25.0	40.7
4th Down: Made/Att	4/4	2/3
4th Down Pct.	100.0	66.7
POSSESSION AVG.	28:41	31:19
TOTAL NET YARDS	727	809
Avg. Per Game	363.5	404.5
Total Plays	128	138
Avg. Per Play	5.7	5.9
NET YARDS RUSHING	189	82
Avg. Per Game	94.5	41.0
Total Rushes	53	32
NET YARDS PASSING	538	727
Avg. Per Game	269.0	363.5
Sacked/Yards Lost	1/13	7/47
Gross Yards	551	774
Att./Completions	74/46	99/67
Completion Pct.	62.2	67.7
Had Intercepted	2	3
PUNTS/AVERAGE	6/41.7	8/38.0
NET PUNTING AVG.	6/34.2	8/34.9
PENALTIES/YARDS	9/79	15/174
FUMBLES/BALL LOST	3/1	4/1
TOUCHDOWNS	7	6
Rushing	1	1
Passing	6	5
Returns	0	0

* SCORE BY PERIODS	Q1	Q2	Q3	Q4	OT	PTS
TEAM	14	17	17	13	0	61
OPPONENTS	10	13	14	15	0	52
* SCORING	TD-Ru-Pa-Rt	K-PAT	FG	S	PTS	
Tucker	0 0 0 0	7/7	4/4	0	19	
Aiken	1 0 1 0			0	6	
Daniels	1 0 1 0			0	6	
Forsett	1 0 1 0			0	6	
Gillmore	1 0 1 0			0	6	
Pierce	1 1 0 0			0	6	
T. Smith	1 0 1 0			0	6	
S. Smith	1 0 1 0			0	6	
TEAM	7 1 6 0	7/7	4/4	0	61	
OPPONENTS	6 1 5 0	5/5	3/3	1	52	

2-Pt Conv: TEAM 0-0, OPPONENTS 0-1

SACKS: Dumervil 2, Jernigan 1, Ngata 1, Upshaw 1, B. Williams 1, McPhee 0.5, Suggs 0.5,
 TEAM 7, OPPONENTS 1

FUM/LOST: Flacco 1/0, Forsett 1/1, Juszczyk 1/0

* PASSING	Att	Cmp	Yds	Cmp%	Yds/Att	TD	TD%	Int	Int%	Long	Sack/Lost	Rating
Flacco	74	46	551	62.2	7.45	6	8.1	2	2.7	40	1/13	100.7
TEAM	74	46	551	62.2	7.45	6	8.1	2	2.7	40	1/13	100.7
OPPONENTS	99	67	774	67.7	7.82	5	5.1	3	3.0	51t	7/47	95.3

* RUSHING	No.	Yds	Avg	Long	TD			
Forsett	40	169	4.2	19	0			
Flacco	8	8	1.0	9	0			
Pierce	2	7	3.5	5t	1			
Toussaint	2	5	2.5	3	0			
Campanaro	1	0	0.0	0	0			
TEAM	53	189	3.6	19	1			
OPPONENTS	32	82	2.6	16	1			
* RECEIVING	No.	Yds	Avg	Long	TD			
S. Smith	8	145	18.1	40	1			
Daniels	8	111	13.9	23	1			
M. Brown	6	48	8.0	13	0			
Juszczyk	6	45	7.5	11	0			
T. Smith	5	90	18.0	35	1			
Campanaro	4	39	9.8	16	0			
Forsett	3	24	8.0	16t	1			
Gillmore	2	30	15.0	21t	1			
Aiken	2	23	11.5	19t	1			
J. Jones	1	3	3.0	3	0			
Toussaint	1	-7	-7.0	-7	0			
TEAM	46	551	12.0	40	6			
OPPONENTS	67	774	11.6	51t	5			
* INTERCEPTIONS	No.	Yds	Avg	Long	TD			
Suggs	1	3	3.0	3	0			
D. Smith	1	0	0.0	0	0			
Stewart	1	0	0.0	0	0			
TEAM	3	3	1.0	3	0			
OPPONENTS	2	0	0.0	0	0			
* PUNTING	No.	Yds	Avg	Net	TB	In	Lg	B
Koch	5	250	50.0	34.2	0	0	53	1
TEAM	6	250	41.7	34.2	0	0	53	1
OPPONENTS	8	304	38.0	34.9	0	3	49	0
* PUNT RETURNS	Ret	FC	Yds	Avg	Long	TD		
J. Jones	3	1	20	6.7	9	0		
Cason LG	1	0	5	5.0	5	0		
Cason TM	1	0	5	5.0	5	0		
Campanaro	0	1	0	---	---	0		
TEAM	4	2	25	6.3	9	0		
OPPONENTS	3	0	45	15.0	19	0		
* KICKOFF RETURNS	No.	Yds	Avg	Long	TD			
J. Jones	11	265	24.1	29	0			
TEAM	11	265	24.1	29	0			
OPPONENTS	9	203	22.6	28	0			
* FIELD GOALS	1-19	20-29	30-39	40-49	50+			
Tucker	0/0	2/2	0/0	1/1	1/1			
TEAM	0/0	2/2	0/0	1/1	1/1			
OPPONENTS	0/0	1/1	0/0	2/2	0/0			
Tucker:	(28G,45G,52G)(25G)							
TEAM:	(28G,45G,52G)(25G)							
OPP:	(45G,22G,47G)()							

2014 RAVENS POSTSEASON DEFENSIVE STATS

from Press Box Stats

Name	Total	Solo	Assists	Sacks	Yds.	INT	Yds.	PD	FF	FR
Mosley, C.J.	19	12	7	0	0	0	0	0	1	0
Melvin, Rashaan	18	15	3	0	0	0	0	0	0	0
Smith, Daryl	16	13	3	0	0	1	0	1	2	0
Webb, Lardarius	9	8	1	0	0	0	0	0	0	0
Suggs, Terrell	8	3	5	0.5	2	1	3	1	0	0
Williams, Brandon	7	5	2	1	9	0	0	0	0	0
Hill, Will	6	5	1	0	0	0	0	2	0	0
McPhee, Pernell	4	0	4	0.5	2	0	0	0	0	0
Upshaw, Courtney	4	3	1	1	7	0	0	0	0	0
Dumervil, Elvis	3	3	0	2	18	0	0	0	0	0
Levine, Anthony	3	3	0	0	0	0	0	0	0	0
Miles, Jeromy	3	2	1	0	0	0	0	0	0	0
Ngata, Haloti	3	1	2	1	3	0	0	1	0	0
Stewart, Darian	3	3	0	0	0	1	0	2	0	1
Canty, Chris	2	2	0	0	0	0	0	0	0	0
Jernigan, Timmy	2	2	0	1	6	0	0	0	0	0
Cason, Antoine	1	1	0	0	0	0	0	0	0	0
Elam, Matt	1	1	0	0	0	0	0	0	0	0
Guy, Lawrence	1	0	1	0	0	0	0	0	0	0
Totals	113	82	31	7	47	3	3	7	3	1

2014 POSTSEASON SPECIAL TEAMS STATS

from Press Box Stats

Name	Total	Solo	Assists	FF	FR	Blocked Kicks
Juszczyk, Kyle	4	0	4	0	0	0
Aiken, Kamar	3	2	1	0	0	0
Miles, Jeromy	3	2	1	1	0	0
Orr, Zach	3	1	2	0	0	0
Brown, Marlon	2	1	1	0	0	0
McClellan, Albert	2	1	1	0	0	0
Elam, Matt	1	1	0	0	0	0
Totals	18	8	10	1	0	0

2014 POSTSEASON SINGLE-GAME BESTS

Tackles:	11 by Rashaan Melvin at NE (1/10/15)
Sacks:	2 by Elvis Dumervil at Pit. (1/3/15)
Interceptions:	1 by Daryl Smith at NE (1/10/15) and Darian Stewart and Terrell Suggs at Pit. (1/3/15)
Passes Defensed:	2 by Darian Stewart at Pit. (1/3/15)
Forced Fumbles:	2 by Daryl Smith at Pit. (1/3/15)
Fumble Recoveries:	1 by Darian Stewart at Pit. (1/3/15)
Special Teams Tackles:	3 by Jeromy Miles at NE (1/10/15)

