



BALTIMORE RAVENS PRESS RELEASE

2000 • WORLD • 2012
CHAMPIONS

UNDER ARMOUR PERFORMANCE CENTER | 1 WINNING DRIVE | OWINGS MILLS, MD 21117
PH: 410-701-4000 | FX: 410-701-4100 | WEBSITE: WWW.BALTIMORERAVENS.COM | TWITTER: @RAVENS



PRESEASON GAME 4: RAVENS AT SAINTS

AUG. 28, 2014 • 8 P.M. ET • MERCEDES-BENZ SUPERDOME (72,003)



JUST THE FACTS

• Returning to the site of their 2012 Super Bowl XLVII Championship, the Baltimore Ravens close out preseason play by traveling to New Orleans for a matchup against the Saints. Kickoff for Saturday's contest at the Mercedes-Benz Superdome is set for 8 p.m. ET. Both teams bring identical 3-0 preseason records into the game, with Baltimore aiming to go undefeated in the preseason for the fifth time in franchise history (1998, 1999, 2000 and 2009).

• Last Saturday (Aug. 23) against Washington, the Ravens emerged with a 23-17 victory in a game that saw most starters play into the third quarter. **QB Joe Flacco** finished the contest 16-of-23 for 180 yards, including 80 to **WR Steve Smith, Sr.**, who tallied a game-high 6 catches and a 24-yard diving TD catch from Flacco. **K Justin Tucker** added 3 FGs, while Baltimore's defense limited the Redskins to 208 total yards of offense (81 rushing and 127 passing). The Ravens' first-team "D" also sacked QB Robert Griffin III three times and produced an INT (rookie first-round pick **LB C.J. Mosley**).

• Guided by head coach **John Harbaugh**, Baltimore has advanced to the AFC Championship game in three of the past six seasons. Impressively, the Ravens, Colts, Patriots and Packers are the only teams to earn a playoff berth in five of the previous six seasons, with Baltimore also making six postseason appearances in the past eight years.

• The Ravens are looking to rebound from an 8-8 campaign in 2013 after missing the playoffs for the first time since **John Harbaugh's** 2008 arrival. How close were the Ravens to earning a postseason berth last year? They were tied 17-17 near the end of the third quarter in the season-ending loss at Cincinnati, needing only that victory to clinch their sixth-straight playoff berth. In a season filled with close contests, the 2013 Ravens played an NFL-high nine games decided by 3 points or less, producing a 5-4 record in those games.

• Following Thursday's contest, the Ravens will begin preparations to open regular season play with three-straight division games: Sept. 7 vs. Cincinnati, Sept. 11 vs. Pittsburgh and Sept. 21 at Cleveland.

WEEK'S SCHEDULE

Mon. Aug. 25	1:30 p.m. – Practice / Media Viewing 3:45 p.m. – Coach Harbaugh / Interview Availability
Tues. Aug. 26	1:30 p.m. – Practice / Media Viewing 3:45 p.m. – Coach Harbaugh / Interview Availability
Wed. Aug. 27	Game Walk-Through / Travel to New Orleans (No Media Access)
Thurs. Aug. 28	8 p.m. – Preseason Game 4 at New Orleans

BROADCAST INFO

Local Television: WBAL Ch. 11 (Baltimore) & Comcast SportsNet (CSN+) WJLA (Washington, D.C.) & WHTM (Harrisburg, PA)

Local Radio: 98Rock (97.9 FM) – Game & WBAL (1090 AM) – Post-game
- Gerry Sandusky (play-by-play) - Stan White (analyst)
- Qadry Ismail (analyst) - Brent Harris (sideline)
- Bruce Clark (producer) - Dan Reagan (director)

TV broadcast simulcast with radio during preseason games.

HARBS SAYS

"[Our young players who will see a lot of action this Thursday] are going to have to go out there and do their best. My message is: 'Play with a light heart. You put the work in. Go to the bank and cash in. You made all those deposits of effort and time and commitment. So, go out there and play with a light heart and cut it loose and be you – let your talent shine through.' That's what they should do. They shouldn't get uptight about it. They shouldn't count numbers. They shouldn't worry about it. There's a lot of different paths to the National Football League and in life. Careers last different lengths of time, so after this, they're all going somewhere else. So, fight and have fun, do your best, be yourself and let the chips fall where they may."

INJURY REPORT

Standout **CB Jimmy Smith** (chest) missed the Washington game, while fellow starter **CB Lardarius Webb** (back) has not played this preseason. Additionally, **CB Asa Jackson** (ankle) missed the past two games. Players lost for the season include: **DE Kapron Lewis-Moore** (torn Achilles on Aug. 10), fourth-round draft pick **DE Brent Urban** (torn ACL on July 30) and veteran **CB Aaron Ross** (torn Achilles). **DT Terrence Cody** is on the Physically Unable to Perform list (hip).

NOTE THE QUOTE

MARSHAL YANDA ON JOHN HARBAUGH & TEAM WORK ETHIC

"You understand that we're going to work harder than a lot of teams, and that's just been 'The Raven Way,' and that has been John's way. So, definitely with new guys coming in, we try to just tell them that this is the way it's going to be, and we're going to work hard, and we're going to be more conditioned than most teams just by the amount of plays we run in practice. That's the way we've always done it."

WHAT'S GOING ON?

RAVENS PRESEASON RANKINGS

Jumping out to a 3-0 mark in the preseason, Baltimore has produced solid efforts by its offense, defense and special teams units. Entering the final game of preseason play, the Ravens rank among the NFL's best in several significant categories:

Offense/Special Teams	Stat	Rk.
KOR Avg.	33.7	1
Rushing YPG	156.7	1
Points/Game	27.7	3
Avg. Time of Poss.	33:13	4
Rushing YPC Avg.	4.4	6
Defense	Stat	Rk.
Yards/Game Allowed.....	264.0	2
Passing YPG Allowed	174.3	3
Points/Game Allowed	16.7	7t
Rush YPG Allowed	89.7	8

Tweet of the Week I: The @Ravens aim to finish undefeated in preseason play for the 5th time in franchise history (1998, 1999, 2000 & 2009).

Tweet of the Week II: QB Joe Flacco has a 102.5 passer rating this preseason, ranking as the NFL's 2nd-best mark among starters (P. Manning - 110.1).

2014 TEAM INFORMATION

SCHEDULE/RESULTS (3-0)

Date	Opponent	Time/Result
Thurs. Aug. 7	SAN FRANCISCO 49ERS	W 23-3
Sat. Aug. 16	at Dallas Cowboys	W 37-30
Sat. Aug. 23	WASHINGTON REDSKINS	W 23-17
Thurs. Aug. 28	at New Orleans Saints	8:00 p.m.
Sun. Sept. 7	CINCINNATI BENGALS	1:00 p.m.
Thurs. Sept. 11	PITTSBURGH STEELERS	8:25 p.m. (CBS)
Sun. Sept. 21	at Cleveland Browns	1:00 p.m.
Sun. Sept. 28	CAROLINA PANTHERS	1:00 p.m.
Sun. Oct. 5*	at Indianapolis Colts	1:00 p.m.
Sun. Oct. 12*	at Tampa Bay Buccaneers	1:00 p.m.
Sun. Oct. 19*	ATLANTA FALCONS	1:00 p.m.
Sun. Oct. 26*	at Cincinnati Bengals	1:00 p.m.
Sun. Nov. 2*	at Pittsburgh Steelers	8:30 p.m. (NBC)
Sun. Nov. 9*	TENNESSEE TITANS	1:00 p.m.
Sun. Nov. 16	BYE	
Mon. Nov. 24	at New Orleans Saints	8:30 p.m. (ESPN)
Sun. Nov. 30*	SAN DIEGO CHARGERS	1:00 p.m.
Sun. Dec. 7*	at Miami Dolphins	1:00 p.m.
Sun. Dec. 14*	JACKSONVILLE JAGUARS	1:00 p.m.
Sun. Dec. 21*	at Houston Texans	1:00 p.m.
Sun. Dec. 28*	CLEVELAND BROWNS	1:00 p.m.

All Game Times Eastern * Flexible Scheduling Games

ADDITIONS/DEPARTURES

Key Additions 2013 GP/GS

TE Owen Daniels (Hou.) - FA (one-year contract)	5/5
RB Justin Forsett (Jax.) - FA (one-year contract)	9/0
WR Steve Smith, Sr. (Car.) - FA (three-year contract)	15/15
S Darian Stewart (STL) - FA (one-year contract)	14/6
C Jeremy Zuttah (TB) - TRD (2015 draft choice)	16/16

Key Free Agents Retained

NT Terrence Cody - UFA (one-year contract)	12/1
WR/RS Jacoby Jones - UFA (four-year contract)	12/9
S Jeromy Miles - UFA (one-year contract)	12/0
T Eugene Monroe - UFA (five-year contract)	15/15
TE Dennis Pitta - UFA (five-year contract)	4/1
LB Daryl Smith - UFA (four-year contract)	16/16

Players Lost (w/ Starting Experience)

T Michael Oher (Ten.) - UFA	16/16
TE Ed Dickson (Car.) - UFA	16/14
TE Dallas Clark - retired	12/0
CB Corey Graham (Buf.) - UFA	16/5
S James Ihedigbo (Det.) - UFA	16/16
DE Arthur Jones (Ind.) - UFA	14/13
FB Vonta Leach - released	16/7
LB Jameel McClain (NYG) - released	10/10

2014 DRAFT CLASS

Rd.	Pick	Name	Pos.	Ht.	Wt.	College
1	17	C.J. Mosley	LB	6-2	235	Alabama
2	48	Timmy Jernigan	DT	6-2	300	Florida State
3a	79	Terrence Brooks	S	5-11	200	Florida State
3b	99	Crockett Gillmore	TE	6-6	251	Colorado State
4a	134	Brent Urban	DE	6-7	295	Virginia
4b	138	Lorenzo Taliaferro	RB	6-0	226	Coastal Carolina
5	175	John Urschel	G/C	6-3	308	Penn State
6	194	Keith Wenning	QB	6-3	222	Ball State
7	218	Michael Campanaro	WR	5-9	185	Wake Forest

2013 NUMBERS TO RAVE ABOUT

17.4

Yards-per-catch average by **WR Torrey Smith**, who posted career highs in catches (65) and receiving yards (1,128). The 17.4 ranked as the NFL's fifth-best mark, while the 1,128 stand as the second most in Ravens single-season history.

19.5

Combined sacks by **OLB Terrell Suggs** (10) and **OLB Elvis Dumervil** (9.5). Suggs had 33.5 QB knockdowns/hurries, while Dumervil posted 28.5.

33

Consecutive field goals made by **K Justin Tucker** during the 2013 season, marking the NFL's fourth-longest streak ever. Tucker finished the year 38-of-41 on FGAs, producing a franchise-record 140 points.

96

Consecutive regular season starts by **QB Joe Flacco**, who has never missed a game in his six NFL seasons. Including playoffs, Flacco has started 109-straight games.

9,214

Yards from scrimmage that **RB Ray Rice** has posted during his career, the most in Ravens franchise history. In 2013, Rice surpassed RB Jamal Lewis' previous record of 9,166.

SPOTLIGHT: LORENZO TALIAFERRO



Pos: RB **Ht:** 6-0 **Wt:** 226 **Exp. (NFL/Ravens):** R
College: Coastal Carolina **Hometown:** Yorktown, VA

Who would you say you model your game after?

"Growing up, I liked Walter Payton. I wasn't around to watch Jim Brown when he was playing, but I always watched highlights of him. I like a guy like that, and

Adrian Peterson, of course - 'All Day.' He's an athlete. He's a guy who has every running back sitting there and looking at his game."

What type of mindset do you have each play? "It's all about 'plus' [positive yardage]. Whenever I have the ball, I will do everything I can to fall forward and get to the end zone. And with pass blocking, you have to always protect the quarterback. I started as a guard in Pee-Wee protecting the quarterback. Even though they do get paid more and are 10 times more important to the offense, I always considered quarterbacks as little brothers. You just have to protect them. You don't want your little brother getting hurt. That's how I see it. Protect the QB and do the best you can do when the ball is in your hands."

Having grown up playing guard, do you have extra appreciation for offensive linemen? "Yes, definitely. You have to always take care of the big guys. They're the ultimate brothers. They grit and grind in that box all day long to protect you, the quarterback and everyone else."

What expectations do you set for yourself and your career? "What they tell you, from the Senior Bowl to the Combine, is 'We want a guy who is going to compete.' Everyone says you should have goals like, 'I want to rush for 1,000 yards.' The only goal I ever set as a running back is to be the best running back there is. If you go out there saying you want to rush for 1,000 yards, you'll sell yourself short of being the best running back. If you focus on 1,000 yards, then you're going to miss blitz pick-ups, and you're going to miss catches. You're not going to focus on all of the other stuff that comes with being a complete back. The only goal I've ever set is to be a complete player."

QUOTE THE RAVENS

BALTIMORE



FOOTBALL

“We voted for the leadership council the very first day [of training camp], and we have seven guys on there. But it’s not just those guys [who have input]. There are guys who aren’t on our ‘leadership council’ who are involved in decisions we make every day. We really try to involve our players in everything we’re doing. That’s part of the process. It’s *their* team, in the end. They’re the guys out there playing the game. They end up being huge leaders, especially by example, and those guys have done that. They’ve done a great job of it. Now we need to just go out and win some games and validate the things that those guys are doing.”

- John Harbaugh on the Ravens’ Leadership Council and Player Input

General manager Ozzie Newsome on offensive coordinator Gary Kubiak’s new offense:

“We’ll be better on offense. I really like Gary’s schemes. It’s very precise. It’s physical. I think we’ll run the ball better, we’ll keep the ball more, and we’ll have big plays. You can tell the players, especially guys like Joe [Flacco], like it – and they can see that we have a good chance to be a lot better.”

WR Torrey Smith on his favorite part of the Ravens’ new offense under Gary Kubiak:

“I think it’s very balanced. I think that we’re definitely built around running the ball. We’re doing a great job so far. It’s about improvement and getting the timing down on the receiving end. I think we’re getting better each and every day, and I love it. It’s balanced, and it’s an opportunity for big plays.”

QB Joe Flacco on how much confidence he has in the Ravens’ offensive line and its progression:

“I feel great behind them right now. I always feel comfortable behind them on Sunday. It’s just a matter of going out there and doing it. They’re playing really well; they’re playing really fast. They’re mentally freed up to the point where they can just go be physical. As an offensive lineman, that’s a big thing, because that’s your No. 1 job. When you don’t get to do that, and you’re kind of sitting back and trying to sort things out, then things can go the wrong way. That’s not happening.”

NFL.com’s Marc Sessler on LB C.J. Mosley being a training camp standout primed for a big season:

“Rookie linebacker C.J. Mosley has been a revelation, showing a comfort level that left inside linebackers coach Don ‘Wink’ Martindale to boast that, ‘It seems like he’s been here three years.’ Mosley has shown well in preseason action, generating inside pressure and disrupting passers alongside veteran Daryl Smith. Mosley looks like another gem for general manager Ozzie Newsome.”

Head coach John Harbaugh on how OLB Pernell McPhee has looked during the preseason:

“Pernell has really done well. Pernell McPhee is a big, physical edge-setter. Of course, I think he could’ve done better [in 2013], and we had that conversation already. To me, Pernell McPhee can be a premier outside [linebacker] in the National Football League. That’s our ambition for him this year, and I know that’s what he expects of himself.”

Fox Sports’ Zac Jackson on reasons for optimism regarding the Ravens’ 2014 campaign:

“They’re still the Ravens – still a team with big-stage experience, big-name players and a winning culture. History says they’ve rarely been down two years in a row and will almost always have more hits than misses when it comes to the draft and free agency, and the focus certainly has been sharpened after going from the top of the mountain to missing the playoffs. If the playmakers are better, the Ravens can return to the league’s top tier.”

The Sporting News’ David Steele on John Harbaugh’s ranking among the NFL’s best coaches:

“His success is almost taken for granted in Baltimore, but not anywhere else. One of the more inspired and unconventional coaching hires in recent years, Harbaugh proved the franchise’s wisdom with playoff trips in his first five seasons, three AFC title games and a Super Bowl win. The ‘unknown’ Harbaugh brother will never be anonymous again.”

T Eugene Monroe on the development of rookie second-round pick DT Timmy Jernigan:

“That kid is really quick-twitch, really explosive and strong. When they introduced all of the rookies in our first meeting, they put on a clip of him, and he just bench pressed a guy, threw him off and made a tackle. Hopefully, we can get a lot of that out of him.”

ESPN.com’s Jamison Hensley on the production of LB C.J. Mosley and DT Timmy Jernigan during the preseason:

“The Ravens have to feel like they got two first-round picks this year in inside linebacker C.J. Mosley and defensive tackle Timmy Jernigan. Mosley is continually around the ball, and Jernigan is constantly in the backfield. If Mosley makes the same types of plays in the regular season, the Ravens’ top pick has a shot at being the NFL Defensive Rookie of the Year.”

Head coach John Harbaugh on the improvement of starting RT Rick Wagner this preseason:

“He has been solid. Solid is the next step before being good, and good is the next step before being great. He’s on his way in a lot of ways. He has plenty of things to work on. ... [Opposing defenses have] tried to bull rush him and go after him that way, and he has not really been moved too much at all. I’m proud of him.”

PRESEASON / OPPONENT INFO

2013 FINAL NFL RANKINGS

OFFENSE

Category	--Ravens--		--Saints--	
	Stats	Rank	Stats	Rank
Total Offense	307.4	29	399.4	4
Rush Offense	83.3	30	92.1	25
Pass Offense	224.4	18	307.4	2
Points Per Game	20.0	25	25.9	10
3rd-Down Off. %	36.4	20	43.9	3
4th-Down Off. %	37.5	22	47.4	17
Red Zone Off. (TD%)	46.2	31	56.1	12t

DEFENSE

Category	--Ravens--		--Saints--	
	Stats	Rank	Stats	Rank
Total Defense	335.5	12	305.7	4
Rush Defense	105.4	11	111.6	19
Pass Defense	230.1	12	194.1	2
Points Per Game	22.0	12	19.0	4
3rd-Down Def. %	33.5	3	34.7	9
4th-Down Def. %	57.1	23t	33.3	6t
Red Zone Def. (TD%)	48.8	7	56.5	18

TEAM

Category	--Ravens--		--Saints--	
	Stats	Rank	Stats	Rank
Turnover Diff.	-5	22	even	14t
Penalties	112	26t	95	11t
Penalty Yards	942	25	817	16

SERIES HISTORY

- Ravens Lead Regular Season Series, 4-1
- Ravens Lead Preseason Series, 1-0

Preseason

Date	Winner	Score/Site	Attend.
08/26/05	Ravens	21-6 at New Orleans	44,485

Regular Season

Date	Winner	Score/Site	Attend.
09/29/96	Ravens	17-10 Baltimore	61,063
12/19/99	Ravens	31-8 Baltimore	67,597
12/08/02	Saints	37-25 Baltimore	69,334
10/29/06	Ravens	35-22 at New Orleans	69,152
12/19/10	Ravens	30-24 Baltimore	71,432

PRESEASON QUICK HITS

- The Baltimore Ravens are 45-29 all time in preseason play, including 3-0 this season.
- Under head coach **John Harbaugh** (since 2008), Baltimore has compiled a 18-9 mark in the preseason.
- Baltimore has won 17 of its last 23 preseason games.
- The Ravens are 21-15 all time in preseason road games, producing victories in six of their last 10 contests.
- The Ravens are 24-14 all time in preseason home games, producing wins in 10 of their last 12 contests at M&T Bank Stadium.

2013 RAVENS/SAINTS LEADERS

PASSING YARDS (TDs/INTs)

Joe Flacco 3,912 (19/22) Drew Brees 5,162 (39/12)

RUSHING YARDS (YPC)

Ray Rice 660 (3.1) Pierre Thomas 549 (3.7)
Bernard Pierce 436 (2.9) Mark Ingram 386 (5.0)

RECEIVING YARDS (CATCHES)

Torrey Smith 1,128 (65) Jimmy Graham 1,215(86)
Marlon Brown 524 (49) Marques Colston 943 (75)
Jacoby Jones 455 (37) Kenny Stills 641 (32)

POINTS

Justin Tucker 140 Garrett Hartley 107
Marlon Brown 44 Jimmy Graham 96
T. Smith/R. Rice 26 Three Players 30

INTERCEPTIONS (YARDS)

Corey Graham 4 (28) Kennan Lewis 4 (34)
J. Ihedigbo/D. Smith 3 (95) Malcolm Jenkins 2 (35)

SACKS (YARDS)

Terrell Suggs 10 (-48) Cameron Jordan 12.5 (-101.5)
Elvis Dumervil 9.5 (-64) Junior Galette 12 (-83)
Daryl Smith 5 (-43.5) Akiem Hicks 4.5 (-27.5)
Arthur Jones 4 (-27) Parys Haralson 3.5 (-26)

TACKLES

Daryl Smith 123 Curtis Lofton 125
James Ihedigbo 99 David Hawthorne 89
Terrell Suggs 80 Kenny Vaccaro 77

2013 TALE OF THE TAPE

Category	Ravens	Saints
Record	8-8	11-5
Longest Streak	Won 4	Won 5
Points Scored	320	414
TDs Scored	29	49
Rushing TDs Scored	7	10
Passing TDs Scored	19	39
TDs on Returns	3	0
Points Against	352	304
TDs Allowed	37	33
Rushing TDs Allowed	7	11
Passing TDs Allowed	25	20
TDs Allowed by Return	5	2
Time of Possession Avg.	29:51	32:41
KOR Avg. For.	26.4	23.0
KOR Avg. Against	23.0	25.2
PR Avg. For.	14.2	6.1
PR Avg. Against	9.1	7.5
Sacks	40	49
Sacks Allowed	48	37
Interceptions	16	12
Interceptions Thrown	23	12

PRESEASON INFO / CONNECTIONS

PRESEASON PLAYER HIGHLIGHTS

QB JOE FLACCO

- Ranks third overall in QB rating (102.5), sixth in yards per completion (7.7), tied for seventh in TD passes (2), ninth in completions (29) and 10th in passing yards (345).
- Flacco's 102.5 passer rating stands second best among NFL starting QBs (Peyton Manning, 110.1).

FB KYLE JUSZCZYK

- Has produced 90 yards on a team-best 10 receptions, tying for the NFL's eighth-most catches this preseason.

LB C.J. MOSLEY

- Leads the team with 12 total tackles (8 solo).
- Has also recorded 1 sack (-7 yards), 1 TFL, 1 QBH, 1 INT and 1 PD.

WR STEVE SMITH, SR.

- Leads the Ravens with 97 receiving yards on 8 receptions, including 1 TD reception.

RB LORENZO TALIAFERRO

- Leads the NFL in rushing attempts (40) and ranks second with 155 rushing yards.

QB TYROD TAYLOR

- Paces Baltimore with a 65.8% completion percentage and is tied with QB Joe Flacco for the team lead in passing TDs (2).
- Also leads the team in rushing average (8.3), totaling the Ravens' second-most yards (100) on just 12 attempts.

WR/RS DEONTE THOMPSON

- Leads the NFL in kick return yardage (222), kick return average (44.4) and longest kick return (108-yard TD).
- One of two NFL players with KOR-TD this preseason (Josh Huff, Phi).

K JUSTIN TUCKER

- Leads the NFL in points (35), FGA (10) and FGM (9) this preseason.
- Also owns the third-longest FG of the preseason (55 yards).

OLB COURTNEY UPSHAW

- Scored the Ravens' lone defensive TD of the preseason, a 26-yard FR score at Dallas on 8/16.

RAVENS BROADCASTS

PRESEASON TELEVISION/RADIO

- WBAL (Baltimore)
- Comcast SportsNet (Baltimore)*
- WJLA (Washington, D.C.)
- WHTM (Harrisburg, Pa.)
- WBAL 1090 AM & 98Rock (97.9 FM)



*Comcast SportsNet is airing the final preseason game (Aug. 28 at NO) on CSN+ and then repeating the broadcast at a later time on CSN.

RAVENS RADIO AFFILIATES

Maryland: Annapolis (WNAV 1430 AM), Cambridge (WCEM 106.3 FM/1240 AM), Cumberland (WCBC 107.1 FM), Hagerstown (WARK 1490 AM/98.9 FM), Ocean City (WZBH 93.5 FM), Salisbury (WICO 92.5 FM), Thurmont (WTHU 1450 AM), Westminster (WTTR 1470 AM)

Pennsylvania: York (WSBA 910 AM) **Delaware:** Newark (WWTX 1290 AM)

Washington, D.C.: WBIG 100.3 FM **West Virginia:** WEPM 1340 AM

CONNECTIONS

PRO CONNECTIONS

- Ravens head coach **John Harbaugh** and offensive line coach **Juan Castillo** and Saints head coach **Sean Payton** and assistant head coach/LBs coach **Joe Vitt** served on the Philadelphia Eagles' staff during the 1998 season. Harbaugh was the Eagles' special teams coordinator, while Payton was the quarterbacks coach.
- Ravens secondary/assistant head coach **Steve Spagnuolo** served as the New Orleans' Saints defensive coordinator during the 2012 season. Spagnuolo led a defensive unit that finished with 15 INTs (including 4 returned for TDs) and 11 FFs.
- Ravens assistant secondary coach **Chris Hewitt** signed with the New Orleans Saints as a rookie free agent in 1997 and played in 39 games (four starts). Hewitt played as a defensive back, serving primarily as a special teams performer for the Saints.
- From 2000-04, Ravens east-regional scout **Andy Weidl** was the Saints' northeast area scout and covered Big East and ACC schools.
- Saints assistant head coach/LBs coach **Joe Vitt** was the strength/quality control coach for the Baltimore Colts from 1979-81. He was also a three-year letterman (1974-75, 1977) as a linebacker at Towson (MD) State University.
- Saints **G Ben Grubbs** was originally selected by the Ravens as the 29th-overall pick in the 2007 draft and played for the team from 2007-11. Grubbs started a total of 70 games for the Ravens, earning Pro Bowl honors in 2011.
- Saints **K Shayne Graham** was signed by the Ravens in June of 2010, but was released before the start of the regular season. Graham was again signed by the Ravens on December 21, 2011, making 2 FGs and 2 PATs in one game, before being released.

COLLEGE CONNECTIONS

- Between the two teams, five players have won BCS National Championships at Alabama over the past five seasons. Those with two rings include Ravens **LB C.J. Mosley** (2011-12) and **OLB Courtney Upshaw** (2011-12) and Saints **S Sal Sunseri** (2011-12). Saints **RB Mark Ingram** and **DL Brandon Deaderick** won one title (2009) together with the Crimson Tide.
- Ravens **T Rick Wagner** and Saints **WR Nick Toon** were staples in Wisconsin's offense from 2008-11. The 2011 season was also Ravens RBs coach Thomas Hammock's first season with the Badgers.
- Ravens **K Justin Tucker** and **CB Chykie Brown** played alongside Saints **S Kenny Vaccaro** at Texas from 2009-10. In 2010, the Longhorns were crowned Big 12 Champions and advanced to the BCS title game.

HOMETOWN/HIGH SCHOOL CONNECTIONS

- Ravens **WR/RS Jacoby Jones** and Saints **WR Charles Hawkins**, **CB Keenan Lewis** and **T Jason Weaver** are from New Orleans. Hawkins went to St. Augustine HS, where Jones went before transferring to Marion Abramson HS his junior year. Jones and Saints **WR Robert Meachem** annually host a football camp together each spring in New Orleans.
- Saints **T Tavon Rooks** was born in Baltimore and attended Woodlawn (Randallstown) HS, just 10 minutes away from the Ravens' training facility in Owings Mills.
- Saints **WR Brandon Coleman** prepped at Bishop McNamara (Forestville, MD) HS.
- Ravens **K Justin Tucker** and Saints **QB Drew Brees** are both graduates of Westlake (TX) HS, and each competed in the Texas 5A State Championship game. Brees claimed the lone title between the two following a perfect 16-0 season as a senior (1996).

RAVENS WINNING WAYS

2013 ESPN FRANCHISE RANKINGS



Every year, *ESPN The Magazine* compiles the results of fan surveys and financial analysis to determine which teams in the NFL, NBA, MLB and NHL offer the greatest rewards for all the emotion, money and time that fans invest in them. The rankings

are determined by a multi-tiered analysis that examines a team's efficiency in spending fan money as compared to its on-field performance. It also factors in feedback in 25 sub-categories from more than 60,000 fans nationwide, both online at *ESPN.com* and in polling conducted by independent third parties. In 2013, the Baltimore Ravens ranked as the 10th-best overall sports franchise and the second-best NFL franchise.

TOP U.S. SPORTS FRANCHISES (ESPN Franchise Rankings)

Rk. Franchise

1. Memphis Grizzlies
2. San Antonio Spurs
3. Indiana Pacers
4. Oklahoma City Thunder
5. Green Bay Packers
6. Arizona Diamondbacks
7. Pittsburgh Penguins
8. Anaheim Ducks
9. Ottawa Senators
10. **Baltimore Ravens**

TOP NFL FRANCHISES (ESPN Franchise Rankings)

Rk. Franchise

1. Green Bay Packers
2. **Baltimore Ravens**
3. Denver Broncos
4. Seattle Seahawks
5. Indianapolis Colts
6. Atlanta Falcons
7. Houston Texans
8. New Orleans Saints
9. Pittsburgh Steelers
10. San Francisco 49ers

BEST POSTSEASON MARK

PLAYOFF WINNING PERCENTAGE / SINCE 1970 MERGER

Rk. Team	Record	Pct.
1. Baltimore Ravens**	14-7	.667
2. New York Giants****	20-11	.645
3. Pittsburgh Steelers*****	33-20	.623
4. San Francisco 49ers*****	30-19	.612
5. Dallas Cowboys*****	32-21	.604

* Number of Super Bowl Titles

JOHN HARBAUGH ERA (SINCE 2008)

PLAYOFF BERTHS

1. **Baltimore Ravens 5**
- Green Bay Packers 5
- Indianapolis Colts 5
- New England Patriots . . . 5
5. Atl., Cin., NO, Phi. 4

TOTAL WINS

1. New England Patriots . . 76
2. **Baltimore Ravens 71**
3. New Orleans Saints . . . 68
4. Green Bay Packers 66
- Pittsburgh Steelers. . . . 66

PLAYOFF WINS

1. **Baltimore Ravens 9**
2. Green Bay Packers 5
- New Orleans Saints 5
- Pittsburgh Steelers 5
- San Francisco, Seattle . . . 5

PLAYOFF GAMES

1. **Baltimore Ravens 13**
2. Green Bay Packers 9
- New England Patriots . . . 9
4. Indianapolis Colts. 8
- New Orleans, San Francisco . . 8

AFC TITLE GAMES

1. **Baltimore Ravens 3**
- New England Patriots . . . 3
3. New York Jets 2
- Pittsburgh Steelers. 2
5. Denver, Indianapolis 1

PLAYOFF ROAD WINS

1. **Baltimore Ravens 6**
2. New York Jets 4
3. Green Bay Packers 3
- San Francisco 49ers 3
5. NY Giants, Philadelphia . . 2

REG. SEASON WIN %

1. New England Patriots . . 750
2. New Orleans Saints . . . 656
3. **Baltimore Ravens 646**
4. Green Bay Packers 641
5. Pittsburgh Steelers. . . . 635

REG. SEASON WINS

1. New England Patriots . . 72
2. New Orleans Saints . . . 63
3. **Baltimore Ravens 62**
4. Green Bay Packers 61
- Pittsburgh Steelers. . . . 61

SUPER BOWL XXXV & XLVII

The Baltimore Ravens are one of four franchises (New England, NY Giants and Pittsburgh) to win multiple Super Bowls since the year 2000.

NFL'S WINNINGEST FRANCHISES SINCE 2000

REG. SEASON WIN %

1. New England Patriots . . 728
2. Indianapolis Colts. . . . 665
3. Pittsburgh Steelers. . . . 641
4. Green Bay Packers 623
5. Philadelphia Eagles . . . 605
6. **Baltimore Ravens 598**

SUPER BOWL BERTHS

1. New England Patriots . . . 5
2. New York Giants. 3
- Pittsburgh Steelers. 3
4. **Baltimore Ravens 2**
- Indianapolis Colts 2
- Seattle Seahawks 2

SUPER BOWL TITLES

1. New England Patriots . . . 3
2. **Baltimore Ravens 2**
- New York Giants. 2
- Pittsburgh Steelers. 2
5. GB, Ind., NO, Sea., TB. . . . 1

CONF. TITLE GAMES

1. New England Patriots . . . 8
2. Philadelphia Eagles 5
- Pittsburgh Steelers. 5
4. **Baltimore Ravens 4**
5. Indianapolis, NY Giants . . 3
- San Francisco 3

WINNING SEASONS

1. New England Patriots . . 13
2. Indianapolis Colts. 12
3. Green Bay Packers 11
4. **Baltimore Ravens 10**
- Philadelphia, Pittsburgh . . 10

PLAYOFF BERTHS

1. Indianapolis Colts. 12
2. New England Patriots . . 11
3. Green Bay Packers. 10
- Philadelphia Eagles 10
5. **Baltimore Ravens 9**

PLAYOFF GAMES

1. New England Patriots . . 26
2. **Baltimore Ravens 21**
- Indianapolis Colts. 21
4. Philadelphia Eagles . . . 20
5. Pittsburgh Steelers. 18

PLAYOFF WINS

1. New England Patriots . . 18
2. **Baltimore Ravens 14**
3. Pittsburgh Steelers. 12
4. Indianapolis, NY Giants . . 10
- Philadelphia 10

COACH HARBAUGH NOTES

COACH HARBS



John Harbaugh has led Baltimore to a playoff berth in five (2008-12) of his first six full seasons, and in 2012, captured the franchise's second Super Bowl championship. Under his guidance, the Ravens have also secured an appearance in three AFC Championship games (2008, 2011 and 2012).

Here are several Harbaugh quick hits:

HEAD COACH SNAPSHOT (Baltimore Ravens: 2008-13)

- Overall Career Record . . . 71-38
- Regular Season Record . . . 62-34
- at Home 39-9
- on Road 23-25
- vs. AFC 47-25
- vs. AFC North 24-12
- vs. NFC 15-9
- Playoffs Record 9-4
- Home Playoff Games 2-0
- Road Playoff Games 6-4
- Super Bowl Record 1-0

- The Ravens are one of only four teams (GB, Ind. and NE) to earn a playoff berth in five of the past six seasons, doing so from 2008-12. Baltimore also won at least one playoff game in each of those years.
- Harbaugh is the only head coach in NFL history to win a playoff game in each of his first four and five seasons. (The Ravens made the playoffs from 2008-12.)
- John and his brother, Jim

of the 49ers, are the only head coaches to advance to three conference title games in the first five years as NFL bosses.

• Harbaugh, George Seifert (49ers) and Mike Holmgren (Packers) own the most playoff victories (9) by an NFL head coach in the first six seasons of a coaching career (since the 1970 merger).

• Harbaugh has guided the Ravens to 62 regular season wins since 2008, ranking third most in the NFL (Baltimore is 62-34). Including playoffs (9-4), the Ravens are 71-38 under Harbaugh, posting the NFL's second-most total wins since his Baltimore arrival.

NFL WINS / INCLUDING PLAYOFFS (Since Coach Harbaugh's Arrival in 2008)

Rk.	Team	Total Wins
1.	New England Patriots	76
2.	Baltimore Ravens	71
3.	New Orleans Saints	68

NABBING FIVE STRAIGHT

In 2012, **John Harbaugh** became the third coach in NFL history (since 1970 merger) to guide his team to the playoffs in each of his first five seasons. The Ravens own a 9-4 playoff mark under "Harbs."

CONSECUTIVE PLAYOFF BERTHS TO BEGIN A COACHING CAREER (Since 1970 Merger)

Coach (Team)	Berths	Seasons
Bill Cowher (Steelers)	6	1992-97
John Harbaugh (Ravens)	5	2008-12
Chuck Knox (L.A. Rams)	5	1973-77

HEAD COACH CAREER PLAYOFF WINNING PERCENTAGE (NFL History / Min. 10 Games)

Rk.	Coach	Record	Pct.
1.	Vince Lombardi	9-1	.900
2.	Tom Flores	8-3	.727
3.	Bill Walsh	10-4	.714
4.	Joe Gibbs	17-7	.708
5.	John Harbaugh	9-4	.692
	Jimmy Johnson	9-4	.692

MAKING HIS MARK

John Harbaugh owns the fourth-best winning percentage (.651) among active NFL head coaches, compiling a 71-38 overall record (including playoffs). For active head coaches who've coached a minimum of 60 games, Harbaugh ranks second behind Bill Belichick.

ACTIVE HEAD COACH CAREER WINNING PERCENTAGE (Totals Include Regular Season and Playoff Games)

Rk.	Coach	Team	Seasons	Record	Pct.
1.	Jim Harbaugh	49ers	2011-13	41-14-1	.732
2.	Bill Belichick	Cle./NE	1991-95, 2000-13	218-114	.657
	Chuck Pagano	Colts	2012-13	23-12	.657
4.	John Harbaugh	Ravens	2008-13	71-38	.651
5.	Sean Payton	Saints	2006-13	79-43	.648
6.	Mike Tomlin	Steelers	2007-13	76-44	.633

PLAYOFF RECORDS

(Active Coaches)

Rk.	Coach	Rec.	Pct.
1.	John Harbaugh	9-4	.692
2.	Bill Belichick	19-9	.679
3.	Rex Ryan	4-2	.667
4.	Tom Coughlin	12-7	.632
5.	Jim Harbaugh	5-3	.625
	Mike Tomlin	5-3	.625

SUPER BOWL TITLES

(Active Coaches)

1.	Bill Belichick	3
2.	Tom Coughlin	2
3.	John Harbaugh	1
	Pete Carroll	1
	Mike McCarthy	1
	Sean Payton	1
	Mike Tomlin	1

PLAYOFF MILESTONES

Along with two other coaches, **John Harbaugh** has compiled the most playoff victories (9) by a head coach in his first six seasons (since the 1970 merger).

MOST PLAYOFF WINS BY A HEAD COACH / FIRST SIX SEASONS (Since 1970 Merger)

Coach (Team)	Playoff Wins	Seasons
John Harbaugh (Bal.)	9	2008-13
Mike Holmgren (GB)	9	1992-97
George Seifert (SF)	9	1989-94
Tom Flores (Oak./LA)	8	1979-84
Joe Gibbs (Was.)	8	1981-86

Only in First Five:

• "Harbs" is the only head coach in NFL history to win a playoff game in each of his first four and five seasons. He and his brother, Jim (in three seasons with the 49ers), are also the only coaches to advance to three conference title games in the first five years of a coaching career.

RAVENS COACHING RECORDS

John Harbaugh is the third head coach in Ravens history, producing a 62-34 record (9-4 playoffs) in six seasons with the franchise.

Coach	Seasons	Regular Season Record	Playoffs Record
John Harbaugh	2008-13	62-34	9-4
Brian Billick	1999-2007	80-64	5-3
Ted Marchibroda	1996-98	16-31-1	n/a

JOHN HARBAUGH SEASON-BY-SEASON

Year	Record	Playoffs (Final Result)
2013	8-8	No playoff berth
2012	10-6	4-0 (won Super Bowl XLVII)
2011	12-4	1-1 (lost in AFC Champ.)
2010	12-4	1-1 (lost in Divisional)
2009	9-7	1-1 (lost in Divisional)
2008	11-5	2-1 (lost in AFC Champ.)

COACH HARBAUGH / ROSBURG NOTES

HARBAUGH TIMELINE

Team	Position	Years
Baltimore Ravens	Head Coach	2008-14
Philadelphia Eagles	Secondary	2007
Philadelphia Eagles	Special Teams Coord.	1998-2006
Indiana University	DBs/Special Teams Coord.	1997
University of Cincinnati	Assistant Head Coach	1995-96
University of Cincinnati	TEs/OLBs/RBs/Special Teams	1989-94
Morehead State	DBs/ST Coord./S&C Coach	1988
University of Pittsburgh	Tight Ends	1987
Western Michigan	Graduate Assistant	1984-86

RECORDS UNDER HARBAUGH

Regular Season	62-34
vs. AFC North	24-12
vs. AFC	47-25
vs. NFC	15-9
Home	39-9
Away	23-25
On grass	17-13
Artificial turf	45-21
September	14-6
October	11-10
November	20-7
December	14-11
January	3-0
Leading at halftime	52-10
Leading After 3 quarters	57-10
When scoring first	44-10
Positive or even turnover ratio	50-14
Scoring 20 or more points	49-12
Scoring 30 or more points	27-1
Totaling 350 or more net yards	32-9
Rushing for 150 or more yards	18-4
Holding opp. under 250 net yards	22-4
Holding opp. under 21 points	49-10
Holding opp. under 15 points	37-4

THAT'S TIGHT

During the Ravens' Super Bowl-winning 2012 season, Baltimore played eight contests that were decided by 3 points or less, compiling a 5-3 record. Similarly, in 2013, the Ravens played a league-high nine such 3-point games, with Baltimore tallying a 5-4 record in those contests.

RAVENS GAMES DECIDED BY 3 POINTS OR LESS (Comparing 2012 and 2013)

2013 Season (5-4 Record)

9/29 at Buffalo..... L, 20-23
 10/6 at Miami..... W, 26-23
 10/13 vs. Green Bay L, 17-19
 10/20 at Pittsburgh L, 16-19
 11/10 vs. Cincinnati..... W, 20-17 OT
 11/17 at Chicago L, 20-23 OT
 11/28 vs. Pittsburgh W, 22-20
 12/8 vs. Minnesota W, 29-26
 12/16 at Detroit..... W, 18-16

2012 Season (5-3 Record)

9/16 at Philadelphia L, 23-24
 9/23 vs. New England... W, 31-30
 10/7 at Kansas City W, 9-6
 10/14 vs. Dallas W, 31-29
 11/18 at Pittsburgh W, 13-10
 11/25 at San Diego..... W, 16-13 OT
 12/2 vs. Pittsburgh L, 20-23
 12/9 at Washington... L, 28-31 OT

RAVENS' TWO-STRAIGHT TOP 5'S

In 2013, senior NFL writer Rick Gosselin of *The Dallas Morning News* ranked the Ravens' special teams unit No. 5 in the league in his annual comprehensive ratings system that is based on 22 categories, assigning points according to each standing — 1 for best, 32 for worst. In 2012, Gosselin ranked the Ravens' unit No. 2 in the NFL, just behind the Vikings, who finished first.

SPECIAL FORCES



Special teams coordinator/associate head coach **Jerry Rosburg**, a 36-year coaching veteran, has guided a strong special teams group since arriving in Baltimore in 2008.

- In 2013, Pro Bowl K **Justin Tucker** set franchise records in FGs made (38) and FGs attempted (41). Going 38-of-41 on FGAs, Tucker produced a franchise-record 140 points (tied for sixth in NFL), while his 6 FGs of 50+ yards tied (several players) for the NFL's most. Tucker kicked an impressive 3 game-winning FGs on the season, including a 61-yarder at Detroit.

- Additionally, in 2013, the Ravens' kickoff return unit averaged 26.4 yards per return, ranking second in the NFL. Baltimore's punt return unit averaged 14.2 yards per return, good for the NFL's third-best mark. The Ravens posted an NFL-high 20 punt returns of 20+ yards.

- In 2012's Super Bowl-winning season, the Ravens' special teams units excelled. Led by Pro Bowl **RS Jacoby Jones**, Baltimore ranked first in the NFL in kickoff return average (27.3), also setting a team record. Jones, who became the first player ever to record dual KORs of at least 105 yards in a career, tied for a league-leading 3 kick return TDs (2 KORs & 1 PR) and averaged an NFL-best 30.7 yards per kickoff return. Jones also tied an NFL record for longest KOR in Super Bowl history with his 108-yard KOR-TD.

- Prior to Baltimore, Rosburg built a successful NFL special teams resume both with the Browns (2001-06) and Falcons (2007). Under his leadership, Cleveland's special teams units were consistently ranked among the NFL's best. Over a five-year span (2002-06), the Browns' special teams were ranked as the top NFL unit in Rick Gosselin's annual comprehensive special teams report.

- Four Ravens players have earned Pro Bowl honors while playing for Rosburg: ST Brendon Ayanbadejo (2008), K Billy Cundiff (2010), RS Jacoby Jones (2012) and K Justin Tucker (2013).

- Dating back to 2011, Baltimore has produced 6 total kick return TDs (3 PR & 3 KOR), tying (Den., Min. & Ten.) for the NFL's most.

A STRONG RETURN

Dating back to 2008 when **Jerry Rosburg** became the Ravens' special teams coordinator, Baltimore has produced the NFL's No. 1 kickoff return average (25.0) and fourth-most KOR-TDs (5).

NFL KICKOFF RETURN AVERAGE (Since 2008 / Rosburg's Baltimore Tenure)

Rk.	Team	KOR	Yards	Avg.	Long	TD
1.	Baltimore Ravens	310	7,757	25.0	108t	5
2.	New York Jets	325	8,031	24.7	107t	6
3.	Atlanta Falcons	238	5,827	24.5	102t	1

2013 Return Quick Hit:

- The Ravens' 26.4 KOR average in 2013 ranked second in the NFL, while their 14.2-yard punt return average stood No. 3 (see below).

PUNT RETURN AVERAGE (2013 Season)

1.	Minnesota Vikings	15.22
2.	Chicago Bears	14.22
3.	Baltimore Ravens	14.16
4.	Pittsburgh Steelers	12.78
5.	Dallas Cowboys	12.45

KICKOFF RETURN AVERAGE (2013 Season)

1.	Kansas City Chiefs	29.9
2.	Baltimore Ravens	26.4
3.	Jacksonville Jaguars	25.9
4.	Dallas Cowboys	25.5
5.	Cincinnati Bengals	25.1

COORDINATORS NOTES

THE KUBIAK ATTACK



Gary Kubiak, a 21-year NFL coaching veteran who spent the past eight seasons (2006-13) as head coach of the Houston Texans, was hired as the Ravens' offensive coordinator on Jan. 27. Under his guidance, Houston earned back-to-back AFC South crowns from 2011-12 and two playoff berths. Kubiak owns a Texans' franchise-record 63 total wins, posting a 63-66 overall mark (61-64 regular season, 2-2 postseason).

- Prior to his time with the Texans, Kubiak spent 11 seasons (1995-2005) as the Denver Broncos' offensive coordinator, also coaching the quarterbacks during his first eight seasons. Under his guidance, Denver's offense reached new heights behind the likes of QB John Elway, TE Shannon Sharpe and RB Terrell Davis, with the team earning seven postseason trips and back-to-back Super Bowl titles (1997-98) during that span. As Denver's offensive coordinator, the Broncos averaged NFL bests in yards per game (365.0) and points per game (25.2) from 1995-2005.

TEXANS SUCCESS

Under **Gary Kubiak**, the Texans earned their Top 6 all-time offensive outputs in scoring, total offense and passing yards from 2007-12. During this time, the Texans also boasted the franchise's Top 3 rushing outputs, including the NFL's No. 2 ground attack in 2011 when they posted a franchise-record 153.0 yards per game. From 2008-12, Kubiak's offense was one of only two teams (Denver) to have its total offense, passing offense and rushing offense each rank in the Top 5 at least once during that span.

HOUSTON TEXANS OFFENSIVE RANKINGS (2006-13 Under Gary Kubiak)

Year	Total	Rk.	Rush	Rk.	Pass	Rk.
2006	279.1	28	105.4	21	173.6	27
2007	333.6	14	99.1	22	234.4	11
2008	382.1	3	115.4	13	266.7	4
2009	383.1	4	92.2	30	290.9	1
2010	386.6	3	127.6	7	259.0	4
2011	372.1	13	153.0	2	219.1	18
2012	372.1	7	132.7	8	239.4	11
2013	347.3	11	108.9	20t	238.3	15

KUBIAK AND CO.

Ravens new offensive coordinator **Gary Kubiak** has either been an OC (Denver Broncos, 1995-2005) or head coach (Houston Texans, 2006-13) for 19 NFL seasons. During these 19 seasons...

- Kubiak's offenses have ranked among the NFL's Top 10 scoring units 14 times.
- Additionally, a Kubiak-led attack has ranked in the NFL's Top 10 in yards per game on 13 separate occasions. (Impressively, Kubiak's offensive units have finished in the Top 5 in yards per game 11 times during his 19 seasons as an OC or HC.)

Rick Dennison, the Ravens' new quarterbacks coach, has been with Kubiak nearly every step of the way, serving on Denver's coaching staff in various capacities from 1995-2009 and as the Texans' offensive coordinator from 2010-13. In addition to Kubiak and Dennison, the following offensive coaches are new to Baltimore: **Brian Pariani** (TEs), who coached both Denver's (1995-2004) and Houston's (2006-13) tight ends, **Bobby Engram** (WRs), who played 14 NFL seasons at wideout, and **Thomas Hammock**, (RBs) an 11-year college coaching veteran.

PEES LEADS THE "D"



Dean Pees, an 11-year NFL-coaching veteran, was promoted to defensive coordinator on Jan. 27, 2012, after guiding the Ravens' LBs for two seasons. He is the sixth "D" coordinator in franchise history. Pees, who was New England's "D" coordinator from 2006-09, leads a Baltimore unit that in 2013 finished with the following NFL rankings: points (22.0 ppg, 12th), net yards (335.5 ypg, 12th), passing (230.1 ypg, 12th) and rushing (105.4 ypg, 11th).

Pees leads a unit that during the John Harbaugh Era (2008-13)...

- Has allowed the NFL's second-fewest points (18.1) and the third-fewest net yards (309.3) per game during this span.

POINTS PER GAME ALLOWED (Since 2008)

1. Pittsburgh 17.6
2. Baltimore **18.1**
3. San Francisco . . . 18.6

TOUCHDOWNS ALLOWED (Since 2008)

1. Baltimore **176**
2. Pittsburgh 177
3. San Francisco 186

TOTAL NET YARDS ALLOWED (Since 2008)

1. Pittsburgh 284.0
2. NY Jets 307.3
3. Baltimore **309.3**

OPPONENT PASSER RATING (Since 2008)

1. Baltimore **73.6**
2. Pittsburgh 75.6
3. NY Jets 76.9

2013 NUMBERS TO RAVE ABOUT

In 2013, the Ravens' defense ranked in the Top 12 in many major categories. Impressively, there were seven games during the season when the Ravens' "D" has allowed just 1 TD or none at all.

RAVENS TOP DEFENSIVE RANKINGS / 2013 SEASON

Category	Stats	NFL Rank
Third-Down Defense Pct.	33.5	3
Rushing Avg. Against	3.8	5
Rushing TDs Allowed	7	5
First Downs Allowed	284	6t
Red Zone TD Pct.	48.8	7
Passer Rating	82.2	11
Rushing YPG Allowed	105.4	11
Sacked/Passing Play Pct.	6.8	11
Total Net YPG Allowed	335.5	12
Points Per Game Allowed	22.0	12

Final 15 Games Quick Hit:

- In the 2013 season's final 15 games, the Ravens allowed 20.2 points per contest, tying (KC) for the NFL's seventh-best mark.

"D" COORD. BREAKDOWN

Four "D" coordinators in Ravens history have gone on to become NFL head coaches: Marvin Lewis (1996-2001), Mike Nolan (2002-04), Rex Ryan (2005-08) and Chuck Pagano (2011). Former Jaguars head coach Jack Del Rio was the Ravens' LBs coach from 1999-2001, while Atlanta's Mike Smith also coached on the "D" from 1999-2002.

RAVENS DEFENSIVE COORDINATOR BREAKDOWN

D Coord. (Years)	G	Avg. PPG	Net YPG	Rush YPG	Pass YPG
Dean Pees (2012-13)	32	21.8*	343.2^	114.1	229.1
Chuck Pagano (2011)	16	16.6	288.9	92.6	196.3
Greg Mattison (2009-10)	32	16.6	309.7	93.6	216.1
Rex Ryan (2005-08)	64	17.6	277.8	84.0	193.8
Mike Nolan (2002-04)	48	18.8	302.0	103.7	198.3
Marvin Lewis (1996-2001)	96	19.0	304.0	93.0	211.0

*Ranks 10th in the NFL since 2012. ^Ranks 10th in the NFL since 2012.

OZZIE NEWSOME / PERSONNEL NOTES

WIZARD OF OZ



Ozzie Newsome's legacy is unlike any the game has seen. Known throughout all of sports as a premier leader, Newsome is a Hall of Fame player, the architect of Baltimore's 2000 and 2012 Super Bowl championship teams and an elite personnel evaluator who became the NFL's first African American GM.

"Ozzie's credibility is what stands out the most," head coach **John Harbaugh** states. "And it's not just about what he has accomplished. To me, it's his commitment and focus while striving to do more."

OZZIE NEWSOME CAREER SNAPSHOT

- NFL's first African American General Manager (promoted in 2002)
- Architect of Ravens 2000 & 2012 Super Bowl Championship Teams
- NFL Executive of the Year (2000)
- Pro Football Hall of Fame (class of 1999)
- State of Alabama Hall of Fame (class of 1995)
- National Football Foundation College Hall of Fame and NCAA Hall of Fame (class of 1994)
- 13-Year NFL Tight End with Cleveland Browns (1978-90)
- Three-Time Pro Bowler (1981, 1984-85)
- Four-Time Cleveland Touchdown Club Offensive Player of the Year
- Current Member of Three Major NFL Policy-Making Committees: Competition, Diversity and Player Care Foundation Committees

FIRST-ROUND FINDS

Since moving to Baltimore in 1996, the Ravens, led by **Ozzie Newsome**, have had 19 drafts and selected 19 players in the first round. These picks have earned an amazing 55 combined Pro Bowls, several All-Rookie honors, multiple Defensive Player of the Year Awards and two Super Bowl MVP honors.

RAVENS FIRST-ROUND DRAFT PICKS

Year	Name	Pick	Pro Bowls
1996	T Jonathan Ogden*	4	11
1996	LB Ray Lewis* ++ ~	26	13
1997	LB Peter Boulware*	4	4
1998	CB Duane Starks*	10	
1999	CB Chris McAlister*	10	3
2000	RB Jamal Lewis*=	5	1
2000	WR Travis Taylor	10	
2001	TE Todd Heap*	31	2
2002	S Ed Reed* +	24	9
2003	OLB Terrell Suggs* +	10	6
2003	QB Kyle Boller	19	
2005	WR Mark Clayton*	22	
2006	DT Haloti Ngata*	12	5
2007	G Ben Grubbs*	29	1
2008	QB Joe Flacco^ ~	18	
2009	T Michael Oher*	23	
2011	CB Jimmy Smith	27	
2013	S Matt Elam	32	
2014	LB C.J. Mosley	17	

* All-Rookie Team ^ Rookie of the Year (NFL.com Fan Vote) ~ Super Bowl MVP
+ Defensive Player of the Year Awards = Offensive Player of the Year Award

Top 10 Quick Hit:

• Of the seven players chosen in the Top 10 by Baltimore, five have earned Pro Bowl status. Two of those players – Peter Boulware and Terrell Suggs – also earned Defensive Rookie of the Year honors.

Late-Round Success Quick Hit:

• The Ravens have found gems late in the first round, including LB Ray Lewis (26th), TE Todd Heap (31st), S Ed Reed (24th), G Ben Grubbs (29th), QB Joe Flacco (18th), CB Jimmy Smith (27th) and S Matt Elam (32nd).

NEWSOME'S NFL TREE

GM **Ozzie Newsome** also fosters a working environment that breeds standout coaches. By bringing in individuals who embrace the "Raven way," Newsome aims to create a synergy that manufactures success among scouts, coaches and players. As a result, Baltimore has had many assistants move on to become head coaches on the collegiate and NFL levels.

CURRENT HEAD COACHES ROOTED IN RAVENS ORGANIZATION

Head Coach (Team)	Last Position Held w/ Ravens (Years)
Jim Caldwell (Lions)	Offensive Coordinator (2012-13)
Kirk Ferentz (Iowa)	Asst. Head Coach/Offense (1996-98)
Marvin Lewis (Bengals)	Def. Coordinator (1996-2001)
Chuck Pagano (Colts)	Def. Coordinator (2008-11)
Mike Pettine (Browns)	Outside Linebackers (2002-08)
Rex Ryan (Jets)	Asst. Head Coach/Def. Coord. (1999-2008)
David Shaw (Stanford)	Wide Receivers (2002-05)
Mike Smith (Falcons)	Linebackers (1999-2002)
Ken Whisenhunt (Titans)	Tight Ends (1997-98)

• Other former Ravens assistants who became head coaches include Jack Del Rio (Jacksonville), Pat Hill (Fresno State), Hue Jackson (Oakland), Eric Mangini (NY Jets and Cleveland), Mike Nolan and Mike Singletary (San Francisco), Rick Neuheisel (UCLA) and Jim Schwartz (Detroit).

HOMEGROWN

The Ravens have had 31 different players earn Pro Bowl honors since the team's inception in 1996. Of those, 17 are homegrown players – 15 drafted and two signed as a rookie free agent:

RAVENS HOMEGROWN PRO BOWLERS

Year Drafted (Rd.)	Name	Pro Bowls
1996 (1st)	LB Ray Lewis	13
1996 (1st)	T Jonathan Ogden	11
2002 (1st)	S Ed Reed	9
2003 (1st)	OLB Terrell Suggs	6
2006 (1st)	DT Haloti Ngata	5
1997 (1st)	OLB Peter Boulware	4
1999 (1st)	CB Chris McAlister	3
2008 (2nd)	RB Ray Rice	3
2007 (3rd)	G Marshal Yanda	3
2001 (1st)	TE Todd Heap	2
1996 (5th)	WR/RS Jermaine Lewis	2
2007 (4th)	FB Le'Ron McClain	2
2000 (6th)	OLB Adalius Thomas	2
2007 (1st)	G Ben Grubbs	1
2000 (1st)	RB Jamal Lewis	1
2002 (RFA)	LB Bart Scott #	1
2012 (RFA)	K Justin Tucker #	1

Undrafted rookie free agent

Bold indicates 2013 Pro Bowler

PRO BOWLERS DRAFTED



Most Pro Bowlers Drafted: 1996-2013

Rk.	Team	Players
1.	Green Bay Packers	21
2.	San Francisco 49ers	20
3.	Kansas City Chiefs	19
	New England Patriots	19
5.	Baltimore Ravens	17
	Chicago, Dallas, Denver	17
	Pittsburgh, Philadelphia	17

Totals include players who have earned Pro Bowl honors with any team (not just their original draft club) during a respective career.

RAVENS TEAM / PERSONNEL NOTES

ROOKIE FREE AGENT GEMS

The Ravens have a history of unearthing rookie free agent gems. On their final 2013 53-man roster, Baltimore had 13 players who entered the NFL as rookie free agents. Of those 13, nine were originally signed by the Ravens (listed below):

ORIGINAL RAVENS ROOKIE FREE AGENT SIGNINGS (On Final 2013 Roster)

2008: LB Jameel McClain*	2012: WR/RS Deonte Thompson
2010: LS Morgan Cox*	2012: K Justin Tucker*
2010: LB Albert McClellan	2013: WR Marlon Brown*
2011: LB Josh Bynes	2013: S Brynden Trawick
2012: S Omar Brown	* first-teamer/starter

AFC NORTH CROWNS

The Ravens have produced four AFC North titles since 2002 division realignment, including back-to-back division crowns from 2011-12 under head coach **John Harbaugh**.

MOST AFC NORTH TITLES (Since 2002 Division Realignment)

Rk.	Team	AFC North Titles
1.	Pittsburgh Steelers	5
2.	Baltimore Ravens	4
3.	Cincinnati Bengals	3
4.	Cleveland Browns	0

RAVENS AFC NORTH TITLE SEASONS (Franchise History)

Season	Coach	Final Record	Postseason (Rec.)
2012	John Harbaugh	10-6	SB Champs (4-0)
2011	John Harbaugh	12-4	AFC Champ. (1-1)
2006	Brian Billick	13-3	Div. Game (0-1)
2003	Brian Billick	10-6	WC Game (0-1)

FIVE OF PAST SIX

The Ravens are one of only four teams to earn a playoff berth in five of the past six seasons, doing so from 2008-12. In each of those seasons, Baltimore won at least one playoff game.

MOST NFL PLAYOFF BERTHS (Past Six Seasons)

Berths	Team	Seasons
5	Baltimore Ravens	2008-12
5	Green Bay Packers	2009-13
5	Indianapolis Colts	2008-10, 2012-13
5	New England Patriots	2009-13

SUPER BOWLS SINCE 2000

The Baltimore Ravens have won two Super Bowl titles during their 17-year history, capturing the Lombardi Trophy in 2000 and 2012. Baltimore is just one of four NFL franchises to win multiple World Championships since 2000.



MOST SUPER BOWL CHAMPIONSHIPS (Since 2000 Season)

Titles	Team	Seasons
3	New England Patriots	2001, 2003-04
2	Baltimore Ravens	2000, 2012
2	New York Giants	2007, 2011
2	Pittsburgh Steelers	2005, 2008

20/20 CLUB

The Ravens' "20/20 Club" includes members of the team's personnel staff who started with the Ravens as young assistants and grew into evaluators with more input. The term "20/20" refers to hiring 20-year-olds for \$20,000. According to **Ozzie Newsome**: "The guys actually started when they were a little older than 20 and for more than \$20,000, but that's what we call them."

RAVENS "20/20 CLUB" GRADUATES (Current Personnel Staff)

Name	Joined Ravens	Current Title
George Kokinis (Cle.)	1991	Senior Personnel Asst.
Eric DeCosta	1996	Assistant General Manager
Joe Hortiz	1998	Director of College Scouting
Chad Alexander	1999	Asst. Dir. of Pro Personnel
Joe Douglas	2000	National Scout
Mark Azevedo	2005	Northeast Area Scout
David Blackburn	2007	West Area Scout
Ian Cunningham	2008	Southeast Area Scout

HISTORY OF DOMINANCE

Simply put, the Ravens have been dominant at home since the day they arrived in Baltimore. Under **John Harbaugh**, the Ravens have won 30 of their last 35 regular season home games and are 39-9 in games played in Baltimore. Below are the Ravens' respective home records and corresponding NFL rankings during several periods.

RAVENS HOME RECORDS / NFL RANKINGS

Time Period (Milestone)	Record	NFL Rank
Since 2010 (Past Four Seasons)	27-5	2
Since 2008 (John Harbaugh Arrival)	39-9	2
Since 2000 (Super Bowl Season)	85-27	2
Since 1998 (M&T Bank Stadium Opened)	93-35	2
Since 1996 (Team's Inception)	100-43-1	4t

ELITE AFTER FIVE

TEAMS TO WIN AT LEAST ONE PLAYOFF GAME IN FIVE-CONSECUTIVE POSTSEASONS (Since 1970 Merger)

Team	Cons. Seasons	Years	Wins
Dallas Cowboys	6	1991-96	12
Baltimore Ravens	5	2008-12	9
New England Patriots	5	2003-07	11
Philadelphia Eagles	5	2000-04	7
Green Bay Packers	5	1993-97	9
Oakland Raiders	5	1973-77	7

PLAYOFF PERFORMERS

The Ravens have earned nine playoff berths in their history (2012, 2011, 2010, 2009, 2008, 2006, 2003, 2001, 2000). Baltimore's nine berths since 2000 rank third in the AFC and tie for fifth in the NFL.

MOST NFL PLAYOFF BERTHS (2000-13)

AFC	NFC
12 - Indianapolis	10 - GB/Phi.
11 - New England	8 - Seattle
9 - Baltimore	7 - NY Giants
8 - Pittsburgh	6 - Atl., NO
7 - Denver	5 - SF, TB, Min.
6 - NYJ, SD	4 - Dal., STL

2013 HONOR ROLL / TURNOVER NOTES

2013 HONOR ROLL

WR MARLON BROWN

• **Pepsi NEXT Rookie of the Week - Week 14 at Min.**

Brown had 7 receptions for 92 yards and a touchdown in the Ravens' 29-26 victory over the Minnesota Vikings. His score was a 9-yard game-winner with 4 seconds left in the game.

QB JOE FLACCO

• **GMC Never Say Never Moment of the Week - Week 14 vs. Min.**

Flacco threw a 9-yard TD pass to WR Marlon Brown with 4 seconds left, capping a frenzied final two minutes and lifting the Ravens to a thrilling 29-26 win. Despite playing in a snowstorm, the Ravens and Vikings combined for 5 touchdowns in the game's final 125 seconds. The Flacco-to-Brown score finished a five-play, 80-yard drive that eclipsed all but four of the game's final 45 seconds.

NT HALOTI NGATA

• **Pro Bowl - Fifth Invite**

Ngata posted 52 tackles (23 solo), 1.5 sacks (-12 yards) and had 3 PD as part of the Ravens' 12th-ranked defense.

OLB TERRELL SUGGS

• **Pro Bowl - Sixth Invite**

Suggs tallied a team-best 10 sacks (-48 yards) and finished third on the team with 80 tackles. It marked the fifth time in his career that he posted double-digit sacks in a season.

K JUSTIN TUCKER

• **Pro Bowl - First Invite** • **Associated Press First-Team All-Pro**

• **Sporting News First-Team All-Pro** • **PFWA First-Team All-Pro**

Tucker set franchise records in FGs made (38) and FGs attempted (41), with both figures tying (NE K Stephen Gostkowski) for the NFL's most. Making 38 of 41 FGAs, Tucker produced a franchise-record 140 points (tied for sixth in NFL), while his 6 FGs of 50+ yards tied (several players) for the NFL's most. He kicked 3 game-winning FGs in 2013, including a 61-yarder at Detroit.

• **AFC Special Teams Player of the Month - November**

Tucker finished November 14-of-14 on FG attempts, going 3-for-3 from 50-plus-yards. He scored 49 points during the month. It marked Tucker's first-career Player of the Month Award.

• **AFC Special Teams Player of the Week - Week 15 at Det.**

• **GMC Never Say Never Moment of the Week - Week 15 at Det.**

Against Detroit, Tucker was 6-for-6 on FGAs, posting a franchise-record 61-yard game-winner. It marked the sixth overall game-winner of his career (5 regular season, 1 playoffs). The 6 FGs set a single-game team record and were the most in a 2013 NFL game. Tucker became the first kicker in NFL history to connect from the 20-, 30-, 40-, 50- and 60-yard range in a game.

• **AFC Special Teams Player of the Week - Week 12 vs. NYJ**

Tucker scored 13 points, connecting on 4 FGAs (30, 26, 33, 53) and his lone PAT in the 19-3 win over New York.

• **AFC Special Teams Player of the Week - Week 10 vs. Cin.**

Tucker kicked his fifth-career game-winning FG (a 46-yarder in overtime), as well as one other FG in regulation (36 yards), and 2 PATs in the 20-17 win over Cincinnati.

CB LARDARIUS WEBB

• **USA TODAY All-Joe Team**

Webb posted the NFL's second-most PD (22), adding 2 INTs and a career-high 74 tackles (63 solo).

G MARSHAL YANDA

• **Pro Bowl - Third Invite** • **Sporting News First-Team All-Pro**

Yanda earned his third-straight Pro Bowl honor, helping QB Joe Flacco set a career high with 3,912 passing yards.

LITTLE GIVE, PLENTY TAKE

Since head coach **John Harbaugh** took over the Ravens in 2008, Baltimore has compiled a +36 turnover margin, ranking as the NFL's fourth-best mark. (The Ravens were -5 in 2013.)

NFL'S TOP TURNOVER MARGIN / SINCE 2008

Rk.	Team	Turnover Diff.	Take-Aways	Give-Aways
1.	New England	+86	192	106
2.	Green Bay	+69	183	114
3.	San Francisco	+40	166	126
4.	Baltimore	+36	168	132

MOST TAKE-AWAYS (Since 2008)

1.	Chicago	198
2.	New England	192
3.	Green Bay	183
4.	NY Giants	180
5.	Arizona	171

FEWEST GIVE-AWAYS (Since 2008)

1.	New England	106
2.	Green Bay	114
3.	San Francisco	126
4.	Atlanta	130
5.	Baltimore	132

PROTECT THAT PIGSKIN

During the **John Harbaugh** Era (since 2008), the Ravens have produced 28 games without turning the ball over, a mark that ranks fourth in the NFL. Baltimore's record is 25-3 in those contests.

ZERO-TURNOVER GAMES (Since 2008)

Rk.	Team	Zero-Turnover Games
1.	New England Patriots	35
2.	San Francisco 49ers	30
3.	Green Bay Packers	29
4.	Baltimore Ravens	28
5.	Indianapolis Colts	27

TURNOVER TABLE SINCE 2000

Year	TA/TO	Plus/Minus	Record
2013	24/29	-5	8-8
2012	25/16	+9	10-6
2011	25/23	+2	12-4
2010	27/20	+7	12-4
2009	32/22	+10	9-7
2008	34/21	+13	11-5
2007	23/40	-17	5-11
2006	40/23	+17	13-3
2005	26/36	-10	6-10
2004	34/23	+11	9-7
2003	41/38	+3	10-6
2002	31/32	-1	7-9
2001	28/36	-8	10-6
2000	49/26	+23	12-4
Total	439/381	+58	134-90

Since 2000, here are the Ravens' records in a game:

When turnover ratio is +2 or better 64-2
 When turnover ratio is +1 or better 91-9
 When turnover ratio is even 22-17
 When turnover ratio is negative 20-64

64-2

Since 2000, the Ravens own a 63-2 record when posting at least a +2 turnover margin in a game, with the only losses coming in 2010 in a 23-20 OT thriller at New England (10/17) and in Week 2 of 2012 in a 24-23 dramatic game at Philadelphia (9/16).

ALL-TIME RESULTS / TRENDS

REGULAR SEASON RECORDS

	<u>Overall Record</u>	<u>Home</u>	<u>Away</u>
Overall	158-129-1	100-43-1	58-86
In M&T Bank Stadium (since 1998)	93-35	93-35	n/a
Coached by Ted Marchibroda	16-31-1	11-12-1	5-19
Coached by Brian Billick	80-64	50-22	30-42
Coached by John Harbaugh	62-34	39-9	23-25
vs. AFC Teams	123-101	78-40	45-61
vs. AFC North	42-30	26-10	16-20
vs. AFC Central (1996-2001)	26-28	13-14	13-14
vs. AFC East	18-18	13-5	5-13
vs. AFC South	12-12	8-4	4-8
vs. AFC West	21-13	14-4	7-9
vs. NFC Teams	40-29-1	27-6-1	13-23
vs. NFC North	6-6	5-1	1-5
vs. NFC Central (1996-2001)	3-5	3-1	0-4
vs. NFC East	12-6-1	7-1-1	5-5
vs. NFC South	6-6	3-3	3-3
vs. NFC West	13-6	9-0	4-6
On Monday Night Football - ABC/ESPN	9-9	4-2	5-7
On NBC/ESPN - Sunday Night or Thursday Night	14-12	10-5	4-7
On NFL Network	3-2	2-0	1-2
In Overtime	11-9-1	7-2-1	4-7
Ravens Shutout Wins	10-0	5-0	5-0
In Season Openers	9-9	6-3	3-6
Indoors	5-11	n/a	5-11

Note: Baltimore has played in Houston's Reliant Stadium three times (2-1), Indy's Lucas Oil Stadium once (0-1) and Dallas' Texas Stadium once (1-0). Two of those games at Reliant Stadium (12/13/10 and 10/21/12) came when the roof was closed, meaning those games were "indoors," while the other games are considered "outdoors" due to open roofs.


In August	0-1	0-1	0-0
In September	37-24	25-5	12-19
In October	30-37	17-14	13-23
In November	45-33-1	26-10-1	19-23
In December	41-32	29-12	12-20
In January	5-2	3-0	2-2

RAVENS REGULAR SEASON TRENDS

<u>Team</u>	<u>Since 2000</u>	<u>Since 2008</u>	<u>2013</u>	<u>Offense</u>	<u>Since 2000</u>	<u>Since 2008</u>	<u>2013</u>
Record	134-90	62-34	8-8	Scoring 20 or more points	100-27	49-12	5-3
vs. AFC North (since 2002)	42-30	24-12	3-3	Scoring 30 or more points	47-3	27-1	1-0
vs. AFC	101-68	47-25	6-6	Having 20 or more first downs	55-30	33-11	2-2
vs. NFC	33-22	15-9	2-2	Totaling 350 or more net yards	57-24	32-9	1-3
Home	85-27	39-9	6-2	At least 35 minutes time of poss.	36-5	16-3	2-1
Away	49-63	23-25	2-6	Rushing for 150 or more yards	43-12	18-4	0-1
On grass	55-49	17-13	1-4	When not throwing an INT	76-13	38-6	4-2
Artificial turf	79-41	45-21	7-4	With a 100-yard rusher	46-17	18-4	0-1
Outdoors	130-82	57-30	7-8	Without a 100-yard rusher	88-73	44-30	8-7
Indoors	4-8	5-4	1-0	With a 100-yard receiver	29-14	16-7	2-1
September	29-17	14-6	2-2	Without a 100-yard receiver	105-76	46-27	6-7
October	27-26	11-10	1-2	With a 300-yard passer	15-9	12-4	0-3
November	40-21	20-7	3-2	Without a 300-yard passer	119-81	50-30	8-5
December	33-25	14-11	2-2	<u>Defense</u>	<u>Since 2000</u>	<u>Since 2008</u>	<u>2013</u>
January	5-1	3-0	0-0	When scoring a defensive TD	36-5	13-2	1-0
Leading at halftime	107-16	52-10	6-2	When returning an INT for a TD	30-2	12-1	1-0
Trailing at halftime	20-63	7-21	2-6	When returning a fumble for a TD	7-3	2-1	0-0
Tied at halftime	7-11	3-3	0-0	Recording 3 or more sacks	71-27	25-13	5-4
Tied after 3 quarters	3-6	1-2	0-0	Holding opp. under 250 net yards	38-4	22-4	1-0
Leading After 3 quarters	115-12	57-10	8-1	Holding opp. under 21 points	106-31	49-10	6-2
Trailing after 3 quarters	17-71	4-25	0-7	Holding opp. under 15 points	86-14	38-4	4-0
Decided by 7 points or less	55-47	24-23	5-5	Allowing a 100-yard rusher	13-19	6-8	0-1
Decided by 3 points or less	32-29	16-15	5-4	Not allowing a 100-yard rusher	120-72	56-26	8-7
When scoring first	89-25	44-10	4-3	Allowing a 100-yard receiver	29-27	12-11	3-3
When not scoring first	45-65	18-24	4-5	Not allowing a 100-yard receiver	106-62	50-23	5-5
Positive or even turnover ratio	114-27	50-14	5-4	Allowing a 300-yard passer	19-13	11-5	1-2
Negative turnover ratio	20-64	12-20	3-4	Not allowing a 300-yard passer	114-77	51-29	7-6
Winning penalty ratio	62-38	31-12	6-5				
Losing penalty ratio	62-45	25-17	2-3				
Overtime	8-7	5-4	1-1				
When returning a KOR for a TD	5-1	5-0	1-0				
When returning a PR for a TD	7-2	3-0	1-0				

OFFENSIVE PLAYER NOTES

THE FRANCHISE QB



In 2013, QB Joe Flacco set career highs in passing yards (3,912), completions (362) and attempts (614). Flacco's completions and attempts also set new franchise marks, surpassing the records of QB Vinny Testaverde (325 for 549) from 1996. Flacco also threw for 19 TDs and had 22 INTs (a career high) in 2013.

RAVENS ALL-TIME PASSING LEADERS (Franchise History)

Rk.	Player	G	Att	Cmp	Pct	Yards	TD	INT	Rate
1.	Joe Flacco	96	3,103	1,869	60.2	21,545	121	78	83.7
2.	Kyle Boller	53	1,311	746	56.9	7,846	45	44	71.9
3.	V. Testaverde	29	1,019	596	58.5	7,148	51	34	82.8

AIR IT OUT

PASSING YARDS (2013 Season)

- Peyton Manning . . . 5,477
- Drew Brees . . . 5,162
- Matt Stafford . . . 4,650
- Matt Ryan 4,515
- Philip Rivers . . . 4,478
- Tom Brady 4,343
- Andy Dalton . . . 4,293
- Carson Palmer . . 4,274
- B. Roethlisberger . 4,261
- Ryan Tannehill . . 3,913
- Joe Flacco 3,912**

PASSING YARDS (Since 2010)

- Drew Brees20,435
- Tom Brady18,305
- Philip Rivers . . .17,418
- Matt Ryan17,116
- Eli Manning . . .16,701
- Aaron Rodgers . .15,396
- Matt Stafford . .15,190
- Carson Palmer . .15,015
- Joe Flacco 14,961**
- Peyton Manning .14,836
- B. Roethlisberger .14,803

25+ YARD PASSES (Since 2010)

- Drew Brees 160
- Philip Rivers . . . 141
- Aaron Rodgers . . 141
- Eli Manning . . . 136
- Tom Brady 132
- Joe Flacco 123**
- Peyton Manning . 113
- Matt Stafford . . . 111
- Tony Romo 109

Note: Flacco had 27 such pass completions in 2013.

LEADER OF THE 300S

QB Joe Flacco owns a team-record 16 300-yard passing games, including three such contests during the 2013 campaign.

300-YARD PASSING GAMES (Ravens Single Season)

- Joe Flacco (2012) 5
- V. Testaverde (1996) . . 5
- Joe Flacco (2011) 4
- Joe Flacco (2013) 3**
- Joe Flacco (2009) 3

300-YARD PASSING GAMES (Ravens History)

- Joe Flacco (2008-13) . . 16**
- V. Testaverde (1996-97) . 8
- Steve McNair (2006-07) . 2
- Jeff Blake (2002) 2
- Eric Zeier (1996-97) 2

RAVENS RECORDS

QB Joe Flacco owns a franchise-record 31 100-plus single-game passer ratings. Flacco has also posted three of the Top 4 passing games and five of the Top 6 passing seasons in team history.

RAVENS SINGLE-GAME PASSING YARDS

Yards	Player	Opp./Date
429	Vinny Testaverde	vs. STL, 10/27/96
389	Joe Flacco	at STL, 9/25/11
385	Joe Flacco	at Min., 10/18/09
382	Joe Flacco	vs. NE, 9/23/12

RAVENS SINGLE-SEASON PASSING YARDS

Rk.	Player (Year)	Cmp-Att	Pct.	Yards	TD	INT	Rate
1.	V. Testaverde ('96)	325-549	59.2	4,177	33	19	88.7
2.	Joe Flacco ('13)	362-614	59.0	3,912	19	22	73.1
3.	Joe Flacco ('12)	317-531	59.7	3,817	22	10	87.7
4.	Joe Flacco ('10)	306-489	62.6	3,622	25	10	93.6
5.	Joe Flacco ('09)	315-499	63.1	3,613	21	12	88.9
6.	Joe Flacco ('11)	312-542	57.6	3,610	20	12	80.9

FLACCO #WINNING

• QB Joe Flacco's 62 regular season wins are the most by a starting QB in his first six seasons in NFL history.

• Flacco's 62 regular season wins rank second to Drew Brees (63) for the most by a starting QB since 2008.

• Flacco has 39 career regular season wins at home, the most among NFL starting QBs since he entered the league in 2008.

• Baltimore is 35-6 when Flacco produces at least a 95 passer rating.

• Baltimore is 18-3 when Flacco is at 110.0 or better.

• Flacco is 27-5 in home games dating back to 2010.

MOST REG. SEASON WINS BY QUARTERBACKS (First Six Seasons / NFL History)

Rk.	Player	Wins
1.	Joe Flacco (2008-13)	62
2.	Matt Ryan (2008-13)	61
3.	Ben Roethlisberger (2004-09)	60
4.	Tom Brady (2000-05)	58

MOST TOTAL WINS BY QBs (Includes Playoffs / Since 2008)

Rk.	Player	Record
1.	Joe Flacco	71-38
2.	Drew Brees	68-35
3.	Tom Brady	66-24
	Peyton Manning	66-23
5.	Aaron Rodgers	63-33

MOST CONSECUTIVE STARTS BY QUARTERBACKS (Active Streaks / Regular Season)

Rk.	Player	Starts
1.	Eli Manning	151
2.	Philip Rivers	128
3.	Joe Flacco	96

SUPER BOWL MVP

Super Bowl XLVII MVP QB Joe Flacco was masterful during the Ravens' 2012 playoff run, completing 73 of 126 passes for 1,140 yards, 11 TDs and 0 INTs to produce a 117.2 passer rating. Flacco joined Hall of Fame QB Joe Montana (1989) as the only players to produce 11 TDs and 0 INTs during an NFL postseason.

JOE FLACCO STATISTICS / 2012 PLAYOFFS

Game (Opp./Rd.)	Cmp-Att	Pct.	Yards	TD	INT	Rate
1/06/13 vs. Ind. (WC)	12-23	52.2	282	2	0	125.6
1/12/13 at Den. (Div.)	18-34	52.9	331	3	0	116.2
1/20/13 at NE (AFC)	21-36	58.3	240	3	0	106.3
2/03/13 at SF (SB)	22-33	66.6	287	3	0	124.2
Totals (Record: 4-0)	73-126	57.9	1,140	11	0	117.2

Flacco Quick Hits:

• In his final six games of 2012 (including playoffs and dating back to 12/23 of the regular season), Flacco was 102-of-170 for 1,483 yards, 13 TDs and 0 INTs, producing a 113.9 passer rating.

• Flacco, Joe Montana (1989) and Kurt Warner (2008) are the only QBs in NFL history to throw 11 TDs in a single postseason. Neither Flacco nor Montana threw an INT in their postseasons.

• In the Ravens' last eight playoff games (since the 2010 season), Flacco is 150-of-253 for 2,012 yards, 18 TDs and 2 INTs (105.0 rating).

NFL POSTSEASON RECORDS

PASSING YARDS

(Single-Season Playoff History)

- Eli Manning (2011) . . . 1,219
- Kurt Warner (2008) . . . 1,147
- Joe Flacco (2012) 1,140**

PASSING TOUCHDOWNS

(Single-Season Playoff History)

- Joe Flacco (2012) 11**
- Joe Montana (1989) 11
- Kurt Warner (2008) 11

PASSING FIRST DOWNS

(Single-Season Playoff History)

- Eli Manning (2011) 61
- Peyton Manning (2006) . . . 55
- Joe Flacco (2012) 53**
- Aaron Rodgers (2010) 53

PASSER RATING (Min. 80 Att.)

(Single-Season Playoff History)

- Joe Montana (1989) . . . 146.4
- Troy Aikman (1992) . . . 126.4
- Joe Flacco (2012) 117.2**
- Steve Young (1994) . . . 117.2

OFFENSIVE PLAYER NOTES

ALL-WEATHER QB

QB Joe Flacco has played well late in the season when the temperature drops below 40 degrees, producing a 10-4 record.

JOE FLACCO WHEN TEMPERATURE IS 40 OR BELOW

Date/Opp.	Result	Att.	Cmp.	Pct.	Yards	TD	INT	Rate
11/23/08 vs. Phi.	W	26	12	46.2	183	2	0	95.5
12/07/08 vs. Was.	W	21	10	47.6	134	1	1	64.4
12/07/09 @GB	L	36	15	41.7	137	1	3	27.2
12/13/09 Det.	W	20	13	65.0	230	1	0	120.8
12/20/09 Chi.	W	29	21	72.4	234	4	0	135.6
12/27/09 @Pit.	L	25	13	52.0	166	2	1	83.1
12/05/10 Pit.	L	33	17	51.5	266	1	0	88.7
12/19/10 NO	W	20	10	50.0	172	2	0	112.9
12/26/10 @Cle.	W	19	12	63.2	102	2	1	90.2
11/04/12 @Cle.	W	24	15	62.5	153	1	0	94.6
12/30/12 @Cin.	L	8	4	50.0	34	0	0	61.5
11/24/13 NYJ	W	26	17	65.4	273	1	1	97.1
11/28/13 Pit.	W	35	24	68.6	251	1	0	98.6
12/08/13 Min.	W	50	28	56.0	245	3	3	64.2
Totals	10-4	372	211	56.7	2,580	22	10	86.8

FLACCO HOT AT HOME

QB Joe Flacco has been stout at M&T Bank Stadium over the past three-plus seasons, helping lead the Ravens to a 27-5 record.

JOE FLACCO AT HOME / SINCE 2010

Player (Record)	Att	Cmp	Pct	Yards	TD	INT	Rate
Joe Flacco (27-5)	1,029	627	60.9	7,900	48	21	91.9

FLACCO TRENDS

Here are Baltimore's regular season records since 2008 when **QB Joe Flacco** hits a certain milestone or plays in a particular game:

With 300 passing yards	12-4	Playing in < 40 degree weather . .	10-4
With 3-or-more TD passes	9-2	vs. AFC North	24-12
When not throwing an INT	39-7	vs. NFC	15-9
With at least 4 comps. of 25+ yards . .	8-3	In November	20-7
With at least a 95 QB rating	35-6	In December/January	17-11
With at least a 110 QB rating	18-3	In season's final four games	16-8

OFFENSE UNDER HARBS

The Ravens' Top 5 all-time single-game offensive outputs have come during the **John Harbaugh/QB Joe Flacco** Era (since 2008).

RAVENS TOP TOTAL NET YARDS (Single-Game History)

Yards	Game/Date	Results
553	9/25/11 at STL	W, 37-7
548	12/13/09 vs. Det.	W, 48-3
533	12/23/12 vs. NYG	W, 33-14
503	9/23/12 vs. NE	W, 31-30
501	9/13/09 vs. KC	W, 38-24

BIG-PLAY "O"

Over the past two seasons (2012-13), Baltimore owns the NFL's eighth-most passing plays that have gained 20-or-more yards (107), with 13 of those "bombs" resulting in touchdowns.

PASSING PLAYS GAINING 20+ YARDS (Since 2012)

Rk.	Team	20+ Yard Pass Plays	20+ Yard Pass TD
1.	New Orleans Saints	133	29
2.	Denver Broncos	132	28
3.	Philadelphia Eagles	131	20
4.	Detroit Lions	129	14
5.	Green Bay Packers	120	23
6.	Indianapolis Colts	110	17
	Pittsburgh Steelers	110	17
8.	Baltimore Ravens	107	13



FLACCO COMEBACK WINS (17 REGULAR SEASON, 2 PLAYOFFS)

GAME-WINNING DRIVES IN FOURTH QUARTER OR OVERTIME (19 TOTAL)

Date/Opp.	Drive Length	Scoring Play	Time Left	Score
11/2/08 at Cle.	5 plays, 59 yards in 1:54	Stover 22-yard field goal	5:36	30-27
1/10/09 at Ten. (Div.)	9 plays, 51 yards in 3:30	Stover 43-yard field goal	0:53	13-10
9/13/09 vs. KC	8 plays, 74 yards in 3:15	Clayton 31-yard pass from Flacco	2:06	38-24
11/29/09 vs. Pit.	6 plays, 17 yards in 3:23	Cundiff 29-yard field goal	6:42 (OT)	20-17
9/26/10 vs. Cle.	10 plays, 69 yards in 5:41	Boldin 27-yard pass from Flacco	9:13	21-17
10/3/10 at Pit.	4 plays, 40 yards in 0:36	Houshmandzadeh 18-yard pass from Flacco	0:32	17-14
10/24/10 vs. Buf.	4 plays, 9 yards in 1:58	Cundiff 38-yard field goal	10:54 (OT)	37-34
12/19/10 vs. NO	5 plays, 66 yards in 1:31	Cundiff 32-yard field goal	10:03	27-24 (30-24 final)
10/30/11 vs. Ari.	5 plays, 37 yards in 0:52	Cundiff 25-yard field goal	0:00	30-27
11/6/11 at Pit.	13 plays, 92 yards in 2:16	T. Smith 26-yard pass from Flacco	0:08	23-20
11/24/11 vs. SF	16 plays, 76 yards in 7:34	Pitta 8-yard pass from Flacco	14:56	13-6 (16-6 final)
9/23/12 vs. NE	7 plays, 70 yards in 1:55	Tucker 27-yard field goal	0:00	31-30
11/04/12 at Cle.	9 plays, 81 yards in 4:22	T. Smith 19-yard pass from Flacco	4:26	22-15 (25-15 final)
11/25/12 at SD	12 plays, 40 yards in 3:09	Tucker 38-yard field goal	0:00	13-13
	12 plays, 69 yards in 3:49	Tucker 38-yard field goal	1:07 (OT)	16-13
1/12/13 at Den. (Div.)	3 plays, 77 yards in :38	J. Jones 70-yard pass from Flacco	0:31	35-35
	6 plays, 16 yards in 2:33	Tucker 47-yard field goal	13:18 (2OT)	38-35
10/06/13 at Mia.	7 plays, 34 yards in 2:25	Tucker 44-yard field goal	1:42	26-23
11/10/13 vs. Cin.	8 plays, 28 yards in 4:34	Tucker 46-yard field goal	5:27 (OT)	20-17
12/8/13 vs. Min.	5 plays, 80 yards in 0:41	M. Brown 9-yard pass from Flacco	0:04	29-26
12/16/13 at Det.	7 plays, 24 yards in 1:43	Tucker 61-yard field goal	0:38	18-16

OFFENSIVE PLAYER NOTES

RICE RANKS AMONG THE BEST



Three-time Pro Bowl RB **Ray Rice** owns the NFL's most total yards from scrimmage (8,487) dating back to the 2009 season, registering 42 games where he's gained 100-or-more total yards. In 2013, Rice broke RB Jamal Lewis' all-time Ravens record for yards from scrimmage and now has 9,214 career yards (6,180 rushing and 3,034 receiving) in his six NFL seasons.

NFL NET YARDS FROM SCRIMMAGE (Since 2009)

Rk. Player	Scrim. Yards	---Rush--- Att-Yds TD	---Rec.--- Rec-Yds TD
1. Ray Rice	8,487	1,323-5,726 37	336-2,761 6
2. Chris Johnson	8,480	1,491-6,737 41	229-1,743 7
3. Adrian Peterson	8,318	1,432-7,014 64	166-1,304 4

Rice Quick Hits: Since 2009...

- Rice averages 72.5 rushing yards per game (NFL's 10th best average).
- Rice averages 107.4 total yards from scrimmage per game, the NFL's fourth-best average.
- Rice averages 4.3 receptions and 34.9 receiving yards per game, both marks second only to Darren Sproles (4.4 for 39.4) among NFL RBs.

RICE RANKS NO. 1

RAVENS CAREER YARDS FROM SCRIMMAGE

Rk. Player	Scrim. Yards	---Rush--- Att-Yds TD	---Rec.--- Rec-Yds TD
1. Ray Rice	9,214	1,430-6,180 37	369-3,034 6
2. Jamal Lewis	9,166	1,822-7,801 45	160-1,365 2
3. Derrick Mason	5,778	3-1 0	471-5,777 29

RB RECEIVING RECORDS

RB **Ray Rice** is the Ravens' career receiving leader by a RB (369-3,034). In 2013, Rice had 58 catches for 321 yards and posted 50 catches for a fifth-straight year, tying Todd Heap for the second-most such campaigns in team history (Derrick Mason had six seasons).

RECEIVING YARDS BY A RUNNING BACK (Ravens Single-Game History)

Rk. Player	Game/Date	Yards	Rec.	Avg.
1. Ray Rice	10/18/09 at Min.	117	10	11.7
2. Jamal Lewis	12/08/02 vs. NO	108	4	27.0
3. Priest Holmes	10/11/98 vs. Ten.	98	13	7.5
4. Ray Rice	11/7/10 vs. Mia.	97	7	13.9
5. Earnest Byner	10/27/96 vs. STL	96	6	16.0
6. Ray Rice	11/8/09 at Cin.	87	8	10.9
7. Ray Rice	9/25/11 at STL	83	5	16.6
8. Ray Rice	12/19/10 vs. NO	80	5	16.0
9. Ray Rice	10/11/09 vs. Cin.	74	7	10.6
10. Bam Morris	11/10/96 at Jax.	73	3	24.3

RAVENS ALL-TIME RUSHING

Rk. Player	Att.	Yards	Avg.	LG	TD
1. Jamal Lewis	1,822	7,801	4.3	82t	45
2. Ray Rice	1,430	6,180	4.3	70t	37
3. Willis McGahee	673	2,802	4.2	77t	31

HUNDREDS ALL AROUND

RB **Ray Rice** has compiled 44 games with at least 100 total yards from scrimmage during his career, including 42 since he became a full-time starter and earned his first Pro Bowl in 2009. Rice's 42 games dating back to '09 rank as the NFL's second most.

GAMES W/ 100+ TOTAL YARDS FROM SCRIMMAGE (Running Backs / Since 2009)

Rk. Player (Team)	100-Yard Games
1. Adrian Peterson (Min.)	44
2. Ray Rice (Bal.)	42
3. Chris Johnson (NYJ)	39
Matt Forte (Chi.)	39
5. J. Charles (KC) / L. McCoy (Phi.)	37

RAY RICE'S TOP THREE YARDS FROM SCRIMMAGE (Since Career Began in 2008)

Rk. Date/Opp.	Total Yards	---Rush--- Att-Yds TD	---Pass--- Rec-Yds TD
1. 12/19/10 vs. NO	233	31-153 1	5-80 1
2. 12/13/09 vs. Det.	219	13-166 1	4-53 0
3. 12/4/11 at Cle.	214	29-204 1	2-10 0

TOP RB TARGET

RB **Ray Rice** ranks first in the NFL in catches and second in receiving yards by a RB since 2008, amassing 369 receptions for 3,034 yards. Rice also owns 104 catches for 961 yards on third down during this time, tying Darren Sproles (104 for 1,042) for the most such catches and second-most such yards among NFL RBs.

NFL RECEPTIONS BY A RB (Since 2008)

1. Ray Rice (Bal.) 369
2. Darren Sproles (Phi.) . 365
3. Matt Forte (Chi.) . . . 341

NFL RECEIVING YARDS BY A RB (Since 2008)

1. Darren Sproles (Phi.) . . 3,340
2. Ray Rice (Bal.) 3,034
3. Matt Forte (Chi.)2,919

RICE TRENDS

Since RB **Ray Rice** entered the NFL in 2008, here are Baltimore's records when he hits a certain milestone during a game:

With 100+ rushing yards 14-4	With 100+ scrimmage yards . . . 31-13
With 15+ rushing attempts 41-8	With 150+ scrimmage yards . . . 13-4
With at least 1 rushing TD 22-6	With 175+ scrimmage yards 6-1

1,000/700 CLUB

RB **Ray Rice** and Marshall Faulk are the only players in NFL history to post multiple 1,000-yard rushing/700-yard receiving seasons.

PLAYERS WITH 1,000 RUSHING & 700 RECEIVING YARDS (Single-Season NFL History)

Player (Year)	Rushing Yards	Receiving Yards
Marcus Allen (1984)	1,168	758
William Andrews (1981)	1,301	735
Roger Craig (1985)	1,050	1,016
Marshall Faulk (2001)	1,382	765
Marshall Faulk (2000)	1,359	830
Marshall Faulk (1999)	1,381	1,048
Marshall Faulk (1998)	1,319	908
Steven Jackson (2006)	1,528	806
Ray Rice (2011)	1,364	704
Ray Rice (2009)	1,339	702
LaDainian Tomlinson (2003)	1,645	725
Brian Westbrook (2007)	1,333	771

OFFENSIVE PLAYER NOTES

DEEP THREAT



Third-year **WR Torrey Smith** ranked fifth in the NFL with a 17.4 yards-per-catch average in 2013, posting a career-high 1,128 yards on 65 receptions. Smith's 1,128 yards rank as the second most in Ravens single-season history (Michael Jackson – 1,201 in 1996) and were the NFL's 17th most in 2013.

NFL AVERAGE YARDS-PER-CATCH LEADERS (2013 Season)


Rk.	Player	Rec.	Yards	Avg.	LG	TD
1.	Kenny Stills	32	641	20.0	76t	5
2.	Josh Gordon	87	1,646	18.9	95t	9
3.	Riley Cooper	47	835	17.8	63t	8
	Calvin Johnson	84	1,492	17.8	87	12
5.	Torrey Smith	65	1,128	17.4	74	4

SMITH WAS SCINTILLATING

WR Torrey Smith excelled in 2013. With 6 receptions for 121 yards in Week 5 at Miami, Smith became the first Raven since Qadry Ismail in 1999 to post back-to-back 100-yard receiving games. (Ismail had three straight that year.)

- In Week 15 at Detroit, Smith (37) moved past Derrick Mason (35) to produce a franchise record in receptions of 25-or-more yards.
- Smith had 13 catches gaining 25-plus yards in 2013, just 1 shy of the franchise single-season record set by WR Michael Jackson (14) in 1996.
- Smith's 1,128 receiving yards in 2013 were the second most in Ravens single-season franchise history (Jackson – 1,201 in 1996).
- Smith, who produced a 17.4-yard receiving average in 2013, pulled in a 42-yard bomb in Week 16 vs. NE, marking his eighth catch of 40-or-more yards in 2013.

NOTE THE SMITH QUOTE



Head Coach John Harbaugh on Torrey Smith:

"In my opinion, he's a premier player in the National Football League. ... He works his rear end off. He has a great attitude. You have to pull the guy back. You have to grab him and say, 'Hey, man. Take a blow!' You have to do that, because he's like a horse – he'll run himself until his heart explodes. He'll do it. He's just a great, great young man."

TORREY'S COURAGEOUS NIGHT

WR Torrey Smith played in the 2012 Week 3 Sunday night victory over New England after his brother, 19-year-old Tevin Jones, passed away in a motorcycle accident that morning. Smith posted 6 catches for 127 yards and 2 TDs in the come-from-behind win, producing the third 100-yard game of his young career.

SMITH BIG IN SUPER BOWL RUN

In the 2012 thrilling, double-overtime Divisional Playoff win at Denver (38-35 on 1/12/13), **WR Torrey Smith** caught 59-yard and 32-yard TD passes, helping mark the first game in NFL playoff history that a QB (**Joe Flacco**) threw 2 TDs of 59-plus yards (the other being to **WR Jacoby Jones** on a 70-yarder). In the 2012 postseason, Smith recorded a 21.2 yards-per-catch average, reeling in 11 passes for 233 yards.

LONG BALL LOVE

WR Torrey Smith ranks first in Ravens franchise history in yards-per-catch average, posting a 17.2 mark over the three seasons in which he's caught 164 passes for 2,824 yards and 19 TDs. Dating back to his rookie campaign (2011), his 17.2 average ranks fifth in the NFL.

NFL AVERAGE YARDS-PER-CATCH LEADERS (Since 2011)

Rk.	Player	Rec.	Yards	Avg.	LG	TD
1.	Josh Gordon	137	2,451	17.9	95t	14
2.	Vincent Jackson	210	3,714	17.7	95	24
3.	Malcom Floyd	105	1,819	17.3	52t	10
	Danario Alexander	63	1,089	17.3	80t	9
5.	Torrey Smith	164	2,824	17.2	74t	19

MOST RECEIVING YARDS (RAVENS SINGLE-GAME HISTORY)

Yds.	Player/Game (Catches)
258	Qadry Ismail @ Pit., 12/12/99 (6 rec.)
198	Derrick Alexander vs. Pit., 12/1/96 (7 rec.)
166	Torrey Smith at Buf., 9/29/13 (5 rec.)
165	Torrey Smith vs. Cin., 11/20/11 (6 rec.)
164	Mark Clayton @ Cin., 11/30/08 (5 rec.)
152	Torrey Smith at STL, 9/25/11 (5 rec.)

NFL'S MOST 25+ YARD RECEPTIONS (SINCE 2012)

Rk.	Player	25+ Yard Catches
1.	Demaryius Thomas (Den.)	35
2.	Calvin Johnson (Det.)	31
3.	Vincent Jackson (SD/TB)	28
4.	Dez Bryant (Dal.)	27
5.	Torrey Smith (Bal.)	25
	Jordy Nelson (GB)	25

SMITH NEARS TEAM RECORD

WR Torrey Smith's 1,128 receiving yards (on 65 catches) in 2013 rank second in Ravens single-season history. Smith was just shy of the team mark set by Michael Jackson (1,201 on 76 catches) in 1996.

MOST RECEIVING YARDS (Ravens Single-Season History)

Yards	Catches	Player (Season)
1,201	76	Michael Jackson (1996)
1,128	65	Torrey Smith (2013)
1,105	68	Qadry Ismail (1999)
1,099	62	Derrick Alexander (1996)

IMPRESSIVE SINCE DAY ONE

In 2011's Week 11 game vs. Cin., **WR Torrey Smith** set a Ravens' single-season and single-game record for receiving yards by a rookie, totaling 165 yards on 6 catches (27.5 avg.). In 2011, he had 50 catches for 841 yards and a Ravens' rookie-record 7 TDs.

Smith Quick Hits:

- Smith's 26-yard TD catch with 8 seconds remaining in 2011's Week 9 at Pit. capped a 92-yard drive and sealed the Ravens' 23-20 win.
- Impressively, 5 of his 7 TD receptions in 2011 covered at least 25 yards (74, 41, 38, 36, 26, 18 and 8 yards), and he averaged a sensational 34.4 yards-per-TD catch.
- Never before has a Ravens' wideout registered dual 150-yard receiving games in a season (165 vs. Cin. and 152 at STL). Smith also posted the Top 2 receiving yards outputs by a rookie in the NFL in 2011.

OFFENSIVE PLAYER NOTES

SEVEN FOR STEVE



Entering his 14th NFL campaign, **WR Steve Smith, Sr.** looks to add to an already illustrious career by playing his first season in Baltimore. The five-time Pro Bowler has recorded seven 1,000-yard campaigns dating back to 2001, which ties for the second-highest active total in the league.

MULTIPLE SEASONS WITH 1,000 RECEIVING YARDS (Active NFL Wide Receivers)

Rk.	Player (Team)	Seasons
1.	Reggie Wayne (Ind.)	8
2.	Steve Smith, Sr. (Bal.)	7
	Andre Johnson (Hou.)	7
	Brandon Marshall (Chi.)	7
5.	Anquan Boldin (SF)	6
	Marques Colston (NO)	6
	Larry Fitzgerald (Ari.)	6
	Roddy White (Atl.)	6

AERIAL ACCLAIM

WR Steve Smith, Sr. ranks 19th all-time in NFL receiving yards, producing 12,197 in 13 seasons. That mark also places third among active NFL WRs entering the 2014 campaign.

Rk.	Player (Years)	Rec.	Yards	TDs
11.	Reggie Wayne (2001-13)*	1,006	13,566	80
12.	Torry Holt (1999-2009)	920	13,382	74
13.	Andre Reed (1985-2000)	951	13,198	87
14.	Steve Largent (1976-89)	819	13,089	100
15.	Irving Fryar (1984-2000)	851	12,785	84
16.	Art Monk (1980-95)	940	12,721	68
17.	Andre Johnson (2003-13)*	927	12,661	61
18.	Jimmy Smith (1992-2005)	862	12,287	67
19.	Steve Smith, Sr. (2001-13)*	836	12,197	67

* Active players

BUYING IN BULK

WR Steve Smith, Sr. ranks second among active WRs with 43 career 100-yard receiving games (tied for 11th in NFL history).

CAREER 100-YARD RECEIVING GAMES (All-Time NFL Wide Receivers)

Rk.	Player (Career)	Total
1.	Jerry Rice (1985-2006)	76
2.	Randy Moss (1998-2010, 2012)	64
3.	Marvin Harrison (1996-2008)	59
4.	Terrell Owens (1996-2011)	51
5.	Andre Johnson (2003-13)*	50
	Don Maynard (1958-73)	50
7.	Torry Holt (1999-2009)	47
	Michael Irvin (1988-99)	47
9.	Jimmy Smith (1992-2005)	46
10.	Isaac Bruce (1994-2009)	45
11.	Steve Smith, Sr. (2001-13)*	43
	Tim Brown (1988-2004)	43
	James Lofton (1978-93)	43
14.	Cris Carter (1987-2002)	42
	Reggie Wayne (2001-13)*	42
16.	Lance Alworth (1962-72)	41
17.	Steve Largent (1976-89)	40

* Active players

THE EXTRA MILE

WR Steve Smith, Sr. leads all active NFL passing targets with 120 career 25-plus-yard catches. Smith, Sr. bodes well in that category over the past 20 years, too, ranking fifth overall.

25-PLUS-YARD RECEPTION LEADERS

(Active NFL WRs)			(NFL WRs / Since 1995)		
Rk.	Players	Rec.	Rk.	Players	Rec.
1.	Steve Smith, Sr.	120	1.	Randy Moss	161
2.	Reggie Wayne	106	2.	Terrell Owens	158
3.	Andre Johnson	101	3.	Isaac Bruce	137
4.	Larry Fitzgerald	97	4.	Marvin Harrison	134
5.	Santana Moss	91	5.	Steve Smith, Sr.	120

TOP 5 SINCE '05

WR Steve Smith, Sr. has posted the NFL's fifth-most receiving yards (10,001) dating back to the 2005 campaign. During that time, he's also tallied 678 receptions (which rank 10th most) and 57 receiving TDs, tying for the league's seventh most.

NFL RECEIVING YARDS LEADERS (Since 2005)

Rk.	Player	Rec.	Yards	Avg.	LG	TD
1.	Larry Fitzgerald	788	10,587	13.4	78t	79
2.	Andre Johnson	782	10,543	13.5	77t	51
3.	Reggie Wayne	785	10,457	13.3	66t	57
4.	Steve Smith, Sr.	678	10,001	14.8	80t	57

NOTE THE QUOTE



Offensive coordinator Gary Kubiak on WR Steve Smith, Sr.'s work ethic:

"He's just so competitive. He brings an edge to practice all the time. He challenges people, as far as how you play and how you go about doing [your work]. He's challenged coaches, too. Every good offense that I've been around, I've had a few of those guys saying, 'Get me the ball, coach!' And that's a good thing, and that's what you want. He works to get the ball, so that's what's impressive to me."

GRAB & GO

Over the past 20 seasons (since 1995), only two NFL wideouts have recorded more yards after catch than **WR Steve Smith, Sr.** (4,704). Those players are Terrell Owens and Wes Welker.

CAREER YARDS AFTER CATCH (NFL Wide Receivers / Since 1995)

Rk.	Player (Career)	Yards A/C
1.	Terrell Owens (1996-2011)	5,684
2.	Wes Welker (2004-13)	4,830
3.	Steve Smith, Sr. (2001-13)	4,704
4.	Andre Johnson (2003-13)	4,393
5.	Hines Ward (1998-2011)	4,390

SMITH STREAKING

WR Steve Smith, Sr. enters 2014 tied for the NFL's ninth-longest active streak of consecutive games with a reception (106) by a wideout. This impressive run extends back to Dec. 31, 2006.

DEFENSIVE PLAYER NOTES

DEFENSIVE PLAYER OF THE YEAR



OLB Terrell Suggs, the 2011 Defensive Player of the Year, owns a franchise-record 94.5 sacks. "Sizzle" posted a team-high 10 sacks in 2013, marking his fifth-career double-digit sack campaign. In Week 5 at Miami, he tied a Ravens' record by notching a sack in his fifth-straight contest. (Paul Kruger - 2012 & Adalius Thomas - 2005 & 2006 also each had five-game-sack stretches.)

RAVENS ALL-TIME SACKS (Career Leaders)

Rk.	Player (Years)	Sacks
1.	Terrell Suggs (2003-present)	94.5
2.	Peter Boulware (1997-2005)	70.0
3.	Michael McCrary (1997-2002)	51.0
4.	Ray Lewis (1996-2012)	41.5

RAVENS ALL-TIME TACKLES (Career Leaders)

Rk.	Player (Years)	Tackles
1.	Ray Lewis (1996-2012)	2,643
2.	Terrell Suggs (2003-present)	762
3.	Kelly Gregg (2001-2010)	721

SUGGS' CAREER SACKS (Most vs. a Single Team)

- Cleveland Browns 15
- Pittsburgh Steelers. 14.5
- Cincinnati Bengals 7.5
- Miami Dolphins 7
- Houston Texans 6

Note: Including playoffs, Suggs has totaled 19.5 sacks vs. Pittsburgh.

RAVENS SACKS LEADERS (Single-Season Records)

- Peter Boulware (2001) 15
- Michael McCrary (1998) 14.5
- Terrell Suggs (2011) 14**
- Trevor Pryce (2006) 13
- Terrell Suggs (2003) 12**
- Peter Boulware (1997) 11.5
- Michael McCrary (1999) 11.5

HOT OFF THE EDGE

Since entering the NFL in 2003, **OLB Terrell Suggs'** 94.5 sacks rank seventh among active players, while his 673 yards lost stand sixth. Suggs had a team-, career- and AFC-high 14 sacks in 2011 and had an impressive 10 QB drops during the 2013 campaign.

NFL ACTIVE SACKS LEADERS (Since 2003)

Rk.	Player	Sacks	Yards
1.	Jared Allen (Chi.)	128.5	810.5
2.	DeMarcus Ware (Den.)	117	747
3.	Robert Mathis (Ind.)	111	777.5
4.	Julius Peppers (GB)	107	652.5
4.	John Abraham (Ari.)	106	735.5
6.	Dwight Freeney (SD)	95	696.5
7.	Terrell Suggs (Bal.)	94.5	673
8.	Osi Umenyiora (Atl.)	82.5	576

Suggs Quick Hit:

- The Ravens are 55-22 all time when Suggs records at least 1 sack. Baltimore is 14-1 when he tallies 2 or more sacks and 5-0 when he posts 3 sacks.

RAVENS FORCED FUMBLES (Career Leaders)

- Terrell Suggs 29**
- Ray Lewis 20
- Adalius Thomas 15

RAVENS FUMBLE RECOVERIES (Career Leaders)

- Ray Lewis 20
- Terrell Suggs 12**
- Ed Reed 10

SACKS OF "DOOM"



In 2013, the Ravens signed free agent **OLB Elvis Dumervil**, who spent his first seven seasons with Denver. Though he missed the entire 2010 campaign with a pectoral injury, Dumervil has totaled 295 tackles (210 solo), 73 sacks, 19 FFs, 9 FRs, 1 INT and 14 passes defended during his career.

In Baltimore's 2013 Week 10 win over Cincinnati, Dumervil led the Ravens with a season-high 3 sacks. He had 9.5 QB drops in 2013, ranking as the Ravens' second most (**OLB Terrell Suggs**, 10). Since entering the NFL in 2006, Dumervil's 73 sacks rank ninth most among active players. His 17 quarterback drops during the 2009 campaign ranked first in the NFL that season.

NFL ACTIVE SACKS LEADERS (Since 2006)

Rk.	Player	Sacks	Yards
1.	DeMarcus Ware (Den.)	109	700
2.	Jared Allen (Chi.)	108.5	698.5
3.	Robert Mathis (Ind.)	85.5	547.5
4.	John Abraham (Ari.)	80	562.5
5.	Julius Peppers (GB)	78.5	481
6.	Mario Williams (Buf.)	76.5	449
7.	Trent Cole (Phi.)	74	565
8.	Tamba Hali (KC)	73.5	473.5
9.	Elvis Dumervil (Bal.)	73	452.5

NFL SACKS LEADERS (2009 Season)

- Elvis Dumervil 17**
- Jared Allen 14.5
- Dwight Freeney 13.5
- LaMarr Woodley 13.5

RAVENS SACKS LEADERS (2013 Season)

- Terrell Suggs 10
- Elvis Dumervil 9.5**
- Daryl Smith 5
- Arthur Jones 4

DUAL SACKS FOR DUMERVIL

Though he missed the entire 2010 campaign due to injury (torn pectoral), **OLB Elvis Dumervil's** 22 games with at least 1.5 sacks rank as the NFL's fourth most since his rookie season of 2006.

MOST MULTIPLE-SACK GAMES (Since 2006)

Rk.	Player	Multiple Sack Games
1.	Jared Allen (Chi.)	30
2.	DeMarcus Ware (Den.)	27
3.	Robert Mathis (Ind.)	23
4.	Elvis Dumervil (Bal.)	22
5.	Julius Peppers (GB)	20

BALTIMORE BOOKENDS

OLB Terrell Suggs and **OLB Elvis Dumervil**, who teamed to form one of the NFL's top pass-rushing duos in 2013, have combined to produce 489 QB hurries/knockdowns and 167.5 sacks in their careers. (QB hurries/knockdowns are compiled by STATS.)

CAREER PASS-RUSHING STATS (Terrell Suggs & Elvis Dumervil)

Player	QB Hurries/ Knockdowns	Sacks	Yards
Terrell Suggs	307.5	94.5	673
Elvis Dumervil	181.5	73	452.5
Totals	489	167.5	1,125.5

DEFENSIVE PLAYER NOTES

D. SMITH STOUT IN THE MIDDLE



Ravens ILB **Daryl Smith**, who signed as a free agent (Jax.) in 2013, was outstanding in his first year as a Raven. Smith, who led the team with 123 tackles, was one of just three NFL defenders to post at least 100 tackles, 5 sacks and 3 INTs. Impressively, his 19 PD rank as a Ravens' record among LBs in a season (Ray Lewis, 13 in 2003) and tied for the NFL's fifth most in 2013. In one of his top games, a Week 15 matchup at Detroit, Smith had 5 stops, 1 INT and 1 sack in the Ravens' 18-16 win.

NFL PLAYERS W/ AT LEAST 100 TACKLES, 5 SACKS & 3 INTS (2013 Season)

Player (Team)	Tackles	Sacks	INTs	PD
Lavonte David (TB)	143	6	5	10
Karlos Dansby (Ari.)	122	6.5	4	19
Daryl Smith (Bal.)	123	5^	3*^	19~^

* One returned for a TD ^ Career high ~ Ravens LB record

TANGLED IN THE WEBB



Ravens **CB/RS Lardarius Webb** led the Ravens with 22 passes defended in 2013, a total that ranked second in the NFL (Tennessee's Alterraun Verner had 23). Webb, who missed most of the 2012 campaign with a torn ACL, returned to action in 2013 and helped guide a Ravens' secondary that allowed just 56.9 percent of opponent passes to be completed. That mark stood as the NFL's third-best defensive figure.

NFL'S MOST PASSES DEFENSED (2013 Season)

Rk.	Player (Team)	PD	INTs
1.	Alterraun Verner (Ten.)	23	5
2.	Lardarius Webb (Bal.)	22	2
3.	Leodis McKelvin (Buf.)	21	1
4.	Joe Haden (Cle.)	20	4

RAVENS PASSES DEFENSED (2013 Season)

Rk.	Player	PD
1.	Lardarius Webb	22
2.	Daryl Smith	19*
3.	Jimmy Smith	16
4.	Corey Graham	12
5.	James Ihedigbo	11

* Ravens LB Record

OPPONENT COMPLETION PCT. (2013 Season)

Rk.	Team	Cmp. %
1.	Buffalo Bills	55.3
2.	Kansas City Chiefs . . .	56.4
3.	Baltimore Ravens . . .	56.9
4.	New England Patriots . .	57.0
5.	Pittsburgh Steelers . . .	57.8

J. SMITH JAMMIN'



Ravens **CB Jimmy Smith**, the team's 2011 first-round draft pick (27th overall), was outstanding in 2013. Smith totaled 16 passes defended (third most on the team), adding 2 INTs, 2 forced fumbles and 58 total tackles in his first season as a regular starter. In the season's final 15 games, the Ravens allowed just 18 passing TDs, tied (New Orleans) for the NFL's sixth fewest. Baltimore also yielded 215.7 net passing yards a game during this span, the NFL's eighth-best mark.

THE DOMINANT DT



One of the NFL's most disruptive forces, **DT Haloti Ngata** was named to his fifth Pro Bowl in 2013. Perhaps the NFL's most athletic defensive tackle, Ngata stops the run (497 career tackles), rushes the passer (23.5 career sacks) and can even drop into coverage (3 career INTs).

Baltimore has a history of strong run defense, and with Ngata's help since 2006, has been consistently sturdy on the ground.

RAVENS RUSHING DEFENSE RANKINGS (Past Eight Seasons/Since Ngata Entered NFL)

Year	Yards Per Game Allowed		Avg. Per Play Allowed	
	Total	Rank	Total	Rank
2013	105.4	11th	3.8	5th
2012	122.8	20th	4.0	8th
2011	92.6	2nd	3.5	2nd
2010	93.9	5th	3.9	8th
2009	93.3	5th	3.4	1st
2008	81.4	3rd	3.6	5th
2007	79.3	2nd	2.8	1st
2006	75.9	2nd	3.3	2nd

"NGATA" ON US

Dating back to 2006, when **DT Haloti Ngata** entered the NFL, the Ravens have allowed the NFL's fewest rushing TDs (63) and the NFL's third-fewest rushing yards per game (93.1 ypg).

RUSHING TOUCHDOWNS (Fewest Allowed Since 2006)

1. Baltimore **63**
2. Pittsburgh 68
3. Minnesota 75

RUSHING YARDS PER GAME (Fewest Allowed Since 2006)

1. Pittsburgh 89.6
2. Minnesota 90.6
3. Baltimore **93.1**

D-TACKLE DOMINANCE

DT Haloti Ngata has 11.5 sacks dating back to 2011, also racking up 167 tackles (tied for third among NFL DTs) and posting 9 PD, which tie (Ndamukong Suh) for fifth most among NFL DTs during this span. In 2013, Ngata registered 53 total tackles, 1.5 sacks and 3 PD.

MOST TACKLES BY NFL DTs (Since 2011)

1. Justin Smith (SF) 173
2. Domata Peko (Cin.) . . . 171
3. **Haloti Ngata (Bal.)** . . . **167**
- Linval Joseph (Min.) . . . 167
5. Jurrell Casey (Ten.) . . . 161



Ngata Quick Hit:

- Dating back to 2011, Ngata is the only NFL DT who has posted at least 160 tackles (167), 10 sacks (11.5) and 5 PD (9).
- Ngata ranks ninth on the Ravens' all-time tackles chart (497).

RUSH "D" NUMBER TO RAVE ABOUT

7

Rushing TDs the Ravens allowed in 2013, ranking as the NFL's fifth fewest. Baltimore also allowed just 79 rushing first downs (the NFL's seventh fewest).

SPECIAL TEAMS PLAYER NOTES

JACOBY'S JAUNTS



Two seasons ago (in 2012), Pro Bowler **WR/RS Jacoby Jones** posted 2 KOR-TDs (108 yards and 105 yards) and was the NFL's only player with dual KOR-TDs. He also became the first Raven to ever have multiple KOR-TDs in a single season *and* a career. (Jones now has 3 regular season KOR-TDs and 1 playoff KOR-TD as a Raven.) With a 29.8 career return mark in Baltimore, Jones is the Ravens' all-time leader in KOR average (listed below).

RAVENS CAREER KICKOFF RETURN AVERAGE (Franchise History)

Rk.	Player (Years)	KOR	Yards	Avg.	Long	TD
1.	Jacoby Jones (2012-13)	69	2,059	29.8	108t	3
2.	Corey Harris (1998-2001)	123	2,950	24.0	95t	1
3.	Yamon Figurs (2007-08)	75	1,746	23.3	94t	1

NFL Record Note:

• In 2012, Jones became the only player in NFL history to record dual KOR-TDs of at least 105 yards in a career (108- & 105-yarders). Minnesota's Cordarrelle Patterson has since joined him, doing so in 2013 (105- & 109-yarders).

PRIME PUNT RETURNER

Since entering the NFL in 2007, **WR/RS Jacoby Jones** has registered the NFL's second-most PR yards (2,398 on 235 returns). Jones has returned 4 punts for TDs during this time, including a 63-yarder in 2012's Week 11 win at Pit. He also owns 8 punt returns of 50-or-more yards, including three 70-plus-yarders that produced TDs.

NFL PUNT RETURN YARDS (Since 2007)

Rk.	Player	PR	Yards	Avg.	Long	TD
1.	Devin Hester	217	2,641	12.2	89t	10
2.	Jacoby Jones	235	2,398	10.2	79t	4
3.	Josh Cribbs	196	2,194	11.2	84t	3



A DIFFERENCE-MAKER

• In 2013's Week 14 thrilling win over Minnesota, **WR/RS Jacoby Jones** ripped off his fourth-career KOR-TD and his third as a Raven when he sped 77 yards to help give the Ravens a 22-19 lead with 1:16 remaining in the game.

• Including playoffs, Jones has 5-career KOR-TDs (4 in two seasons as a Raven, with one memorable highlight being his 108-yard Super Bowl XLVII return in New Orleans).

• Jones returned 14 kickoffs for 442 yards and 1 TD over the 2013 season's final five games, sporting a 31.6-yard average.

NFL KICKOFF RETURN AVG. (Since 2012 / Min. 30 Ret.)

1.	Cordarrelle Patterson . . .	32.4
2.	Quintin Demps	30.1
3.	Jacoby Jones	29.8

COMBINED KICK RETURN TDS (Since 2012)

1.	Jacoby Jones	4 (3 KOR, 1 PR)
	Trindon Holliday	4 (2 KOR, 2 PR)
3.	Darius Reynaud	3 (2 PR, 1 KOR)

LEAGUE'S LONGEST

In the 2012 Week 6 victory vs. Dallas, **WR/RS Jacoby Jones** posted a then-NFL-record 108-yard KOR-TD, tying Ellis Hobbs and Randall Cobb for the then-longest in NFL history.

LONGEST KICKOFF RETURNS / NFL HISTORY

Rk.	Player	KOR Long	Game/Date
1.	Cordarrelle Patterson (Min.)	109t	10/27/13 vs. GB
2.	Jacoby Jones (Bal.)	108t	10/14/12 vs. Dal.
	Knile Davis (KC)	108t	12/1/13 vs. Den.
	Randall Cobb (GB)	108t	9/8/11 vs. NO
	Ellis Hobbs (NE)	108t	9/9/07 at NYJ

JONES ELECTRIFIES

WR/RS Jacoby Jones ranked first in the NFL with a 30.7 KOR average and had three combined kick return TDs (2 KOR & 1 PR) in the Ravens' 2012 Super Bowl-winning season. Not only is Jones the first Raven to ever tally 3 total kick return TDs in a season, but he's just one of six NFL players since 2008 to score a PR, KOR and receiving TD in a single campaign.

KICKOFF RETURN AVG. (2012 Season)

1.	Jacoby Jones	30.7
2.	Leon Washington	29.0
3.	Joe McKnight	27.5
4.	Josh Cribbs	27.4
	Marcus Thigpen	27.4

COMBINED KICK RETURN TDS (2012 Season)

1.	Jacoby Jones	3 (2 KOR, 1 PR)
	Darius Reynaud	3 (2 PR, 1 KOR)
3.	Trindon Holliday	2 (1 KOR, 1 PR)
	Leodis McKelvin	2 (both PR)
	Michael Spurlock	2 (1 PR, 1 KOR)
	Marcus Thigpen	2 (1 KOR, 1 PR)

PLAYERS W/ KOR, PR & REC. TOUCHDOWNS IN A SEASON (Since 2008)


Player	Season	KR-TD	PR-TD	Rec. TD
Jeremy Ross (Det.)	2013	1	1	1
Jacoby Jones (Bal.)	2012	2	1	1
Michael Spurlock (Chi.)	2012	1	1	1
Randall Cobb (GB)	2011	1	1	1
Devin Hester (Atl.)	2011	1	2	1

SPECIAL TEAMS UNIT RECEIVES HIGH MARK... AGAIN

In 2013, senior NFL writer Rick Gosselin of *The Dallas Morning News* ranked the Ravens' special teams unit No. 5 in the league in his annual comprehensive ratings system that is based on 22 categories, assigning points according to each standing — 1 for best, 32 for worst. In 2012, Gosselin ranked the Ravens' unit No. 2 in the NFL, just behind the Vikings, who finished first.

SPECIAL TEAMS / OFFENSIVE PLAYER NOTES

SOARING WITH SAM



P Sam Koch, a 2010 Pro Bowl alternate, owns a 44.8 career gross average and 38.6 career net average, both marks that rank first in Ravens history. In 2012, Koch posted a career-high and Ravens franchise-record 47.1-yard gross average and a 40.8-yard net average, shattering his previous personal bests.

CAREER GROSS PUNTING AVG. (Ravens History)

Rk.	Player	Avg.
1.	Sam Koch	44.8
2.	Greg Montgomery	43.2
3.	Dave Zastudil	41.6

CAREER NET PUNTING AVG. (Ravens History)

Rk.	Player	Avg.
1.	Sam Koch	38.6
2.	Greg Montgomery	37.2
3.	Kyle Richardson	35.4

PINNING 'EM DEEP

P Sam Koch is the Ravens' all-time leader in punts inside the 20 (currently has 225 during his career). In 2010, he posted a career-high 39 boots inside the 20, which were the NFL's second most and tied for sixth best all time in league history.

PUNTS INSIDE THE 20 (Ravens History)

Rk.	Player	In 20
1.	Sam Koch	225
2.	Kyle Richardson	128
3.	Dave Zastudil	89

PUNTS INSIDE THE 20 (2010 NFL Season)

Rk.	Player	In 20
1.	Steve Weatherford	42
2.	Sam Koch	39
3.	Andy Lee	34

Koch Quick Hits:

- In 2010, Koch (39) tied (Kyle Richardson, 1999) for the most single-season punts inside the 20 in Ravens history.

KOCH AMONG THE BEST

Since entering the NFL in 2006, **P Sam Koch's** 225 punts inside the 20 rank third in the league.

NFL PUNTS INSIDE THE 20 (Since 2006)

Rk.	Player	In 20
1.	Dustin Colquitt (KC)	258
2.	Andy Lee (SF)	232
3.	Sam Koch (Bal.)	225


SAMS SCORES

In the 2012 Week 10 win over Oakland, **P Sam Koch** scored his first-career TD on a fake FG in the third quarter, scampering 7 yards for the score. The Ravens would total a franchise-record 55 points that day, beating the Raiders 55-20.

SAM'S SINGLE-GAME HIGHS

RAVENS GROSS AVERAGE (Single-Game History)			RAVENS NET AVERAGE (Single-Game History)		
Player	Avg.	Game	Player	Avg.	Game
Sam Koch	54.7	12/8/13 vs. Min.	Sam Koch	52.5	11/11/12 vs. Oak.
Sam Koch	53.0	12/22/13 vs. NE	Sam Koch	48.8	12/2/12 vs. Pit.
Sam Koch	52.5	11/11/12 vs. Oak.	Sam Koch	48.8	10/21/12 at Hou.
Dave Zastudil	52.5	9/30/02 vs. Den.	Sam Koch	46.6	12/20/08 vs. Dal.
Sam Koch	52.2	10/24/11 at Jax.	Sam Koch	46.0	9/7/08 vs. Cin.

HERE'S WHAT BROWN DOES



Rookie **WR Marlon Brown**, an undrafted free agent, had 7 TD catches in 2013, tying **WR Torrey Smith** (7 in 2011) for the franchise rookie record and the most (tied with Detroit TE Joseph Fauria) among all NFL RFAs in 2013. In Week 14 vs. Minnesota, Brown led the Ravens by setting career highs in catches (7) and receiving yards (92), winning Pepsi Next Rookie of the Week honors. Brown scored the dramatic game-winning TD (9 yards) for Baltimore with 4 seconds remaining in the contest.

MOST TOUCHDOWNS (All-Time Ravens Rookies)

Rk.	Player (Year)	TD
1.	Marlon Brown (2013)	7
	Torrey Smith (2011)	7
3.	Jamal Lewis (2000)	6

MOST TOUCHDOWNS (2013 NFL Undrafted Rookies)

Rk.	Player (Team)	TD
1.	Marlon Brown (Bal.)	7
	Joseph Fauria (Det.)	7
3.	Tim Wright (TB)	5

MARLON MARVELS

In 2013, rookie free agent **WR Marlon Brown** (49 catches for 524 yards) produced the second-most catches by a rookie in Ravens history (WR Torrey Smith had 50 in 2011). Brown's 524 receiving yards also rank as the second most by a rookie in club history (Smith is first with 841) and were seventh among all NFL rookies during the 2013 campaign.

NFL ROOKIE RECEIVING YARDS LEADERS (2013 Season)

Rk.	Player	Rec.	Yards	Avg.	LG	TD
1.	Keenan Allen (SD)	71	1,046	14.7	43t	8
2.	DeAndre Hopkins (Hou.)	52	802	15.4	66	2
3.	Terrance Williams (Dal.)	44	736	16.7	82t	5
4.	Kenny Stills (NO)	32	641	20.0	76t	5
5.	Robert Woods (Buf.)	40	587	14.7	57	3
6.	Tim Wright (TB)	54	571	10.6	36	5
7.	Marlon Brown (Bal.)	49	524	10.7	59	7

Brown Quick Hit:

- Brown had 7 TD catches in 2013, tying **WR Torrey Smith** (7 in 2011) for the franchise rookie record.

NEW TE TARGET



Two-time Pro Bowl **TE Owen Daniels**, who signed with the Ravens this offseason, owns the NFL's longest active streak of consecutive games (88) with a reception by a TE. Daniels, one of five AFC TEs to produce more than 50 catches in two of the past three seasons, boasts receptions in 97 of his 100 career contests as well. Daniels has established himself as one of the NFL's most productive TEs since his 2006 All-Rookie campaign. Among active TEs, he ranks fifth in career receptions (385) and receiving yards (4,617), sixth in 25-plus-yard receptions (33) and ninth in receiving TDs (29).

CONSECUTIVE GAMES WITH AT LEAST ONE CATCH (NFL Tight Ends / Active Streaks Entering 2014)

Rk.	Player (Team)	Games	Started
1.	Owen Daniels (Bal.)	88	12/10/06
2.	Jason Witten (Dal.)	87	11/16/08
3.	Heath Miller (Pit.)	81	11/20/08
4.	Rob Gronkowski (NE)	50	09/12/10
5.	Antonio Gates (SD)	42	10/23/11

SPECIAL TEAMS PLAYER NOTES

JUST FOR KICKS



In 2013, **K Justin Tucker** earned his first Pro Bowl honor by setting team records in FGs made (38) and FGs attempted (41), with both figures tying (Stephen Gostkowski) for the NFL's most. Tucker had a franchise-record 140 points (tied for sixth in NFL), while his 6 FGs of 50+ yards tied (several players) for the NFL's most.

- In addition to his Pro Bowl honor, Tucker was named Special Teams Player of the Month (November) and AFC Special Teams Player of the Week three times.
- Tucker made 33-straight FGs at one point during the 2013 season, ranking as the NFL's fourth-longest streak of all time.
- His 6 FGs made on 12/16 at Detroit set a team record and were a single-game NFL high in 2013. Against the Lions, he became the first NFL kicker ever to connect from the 20-, 30-, 40-, 50- and 60-yard range in a game.
- Tucker kicked 3 game-winning FGs in 2013, including a franchise-record 61-yarder at Detroit. (He now has 6-career game-winners.)
- He is now 24-of-26 during his career when the Ravens are losing a game, and he's 16-of-17 when Baltimore is down by 7 points or less. The Pro Bowler is 12-of-13 in the last 2 minutes of a game during his career, and he's 22-of-24 in the fourth quarter.

JUSTIN TUCKER FIELD GOALS / CAREER STATS

Year	1-19	20-29	30-39	40-49	50+	Total	Pct.	LG	PAT	Pts
2012	0-0	8-8	8-8	10-13	4-4	30-33	90.9	56	42-42	132
2013	0-0	10-10	12-13	10-11	6-7	38-41	92.7	61	26-26	140
Totals	0-0	18-18	20-21	20-24	10-11	68-74	91.9	61	68-68	272

TOUCHBACK TIME

MOST KICKOFF TOUCHBACKS / SINCE 2012

Rk.	Player	KO	TB	Pct.	Yds.	Avg.	Ret.
1.	Matt Prater	210	146	69.5	13,675	65.1	64
2.	Stephen Gostkowski	208	117	56.3	13,588	65.3	91
3.	Michael Koenen	150	99	66.0	10,006	66.7	51
4.	Thomas Morstead	173	97	56.1	11,429	66.1	75
5.	Blair Walsh	168	96	57.1	11,233	66.9	71
6.	Matt Bosher	166	95	57.2	10,951	66.0	71
7.	Justin Tucker	166	91	54.8	11,087	66.8	74

TUCKER'S NFL NUMBERS

6

Career game-winning FGs by K Justin Tucker:

- 2013: Week 15 at Det., 61-yarder
- 2013: Week 10 vs. Cin., 46-yarder in OT
- 2013: Week 5 at Mia., 44-yarder
- 2012: Div. Playoff at Den., 47-yarder in 2OT
- 2012: Week 12 at SD, 38-yarder in OT
- 2012: Week 3 vs. NE, 27-yarder

33

Consecutive FGs Tucker made before finally missing in 2013's Week 16 matchup vs. NE. Tucker's stretch was the fourth-longest streak in NFL history and the longest in the league since former Ravens K Matt Stover hit 36-straight boots from 2005-06.

50, 51, 51, 51, 52, 53, 53, 54, 56, 61

10-career 50-plus-yard FGs by Tucker (on 11 attempts). Tucker has had three games where he's connected on dual 50+ FGs (Week 2 at Phi. & Week 7 at Hou. in 2012, and Week 15 at Det. in 2013).

OVERHEARD ABOUT TUCK

Former Ravens kicker and Ring of Honor inductee Matt Stover on K Justin Tucker:

"He's got good, high character, and that's very important. But more than anything, when you look at what he's able to do, he is just going to learn and continue to learn. He's not one of those guys that thinks he has it all figured it out, and that's the key. You never want someone to be content or to be fine staying status quo. You want someone who wants to get better, and I know he wants to do that."

ESPN.com's Kevin Seifert on K Justin Tucker:

"It helps that Tucker is a delightfully even-keeled personality who felt compelled, first and foremost, to joke Monday night (12/16/13 at Detroit) about his impact on fantasy football playoffs. He doesn't appear to be a person easily affected by pressure."

TUCKER STOUT IN FIRST TWO SEASONS

BEST CAREER FIELD GOAL PERCENTAGE (Active Kickers / Min. 60 Att.)

Rk.	Player (Team)	FGM-FGA	Pct.
1.	Justin Tucker (Bal.)	68-74	91.9
2.	Dan Bailey (Dal.)	89-98	90.8
3.	Blair Walsh (Min.)	61-68	89.7
4.	Alex Henery (Phi.)	74-86	86.0

MOST NFL POINTS (Since 2012)

Rk.	Player (Team)	Points
1.	Stephen Gostkowski (NE)	311
2.	Matt Prater (Den.)	283
3.	Justin Tucker (Bal.)	272
4.	Blair Walsh (Min.)	262

CONSECUTIVE FIELD GOALS MADE (All-Time NFL Streaks)

Rk.	Kicker (Years)	FGs Made
1.	Mike Vanderjagt (2002-04)	42
2.	Gary Anderson (1997-98)	40
3.	Matt Stover (2005-06)	36
4.	Justin Tucker (2013)	33

TUCK'S SUPERB ROOKIE SEASON

BEST NFL FIELD GOAL PERCENTAGE (2012 Season)

Rk.	Player (Team)	FGM-FGA	Pct.
1.	Kai Forbath (Was.)	17-18	94.4
2.	Dan Bailey (Dal.)	29-31	93.5
	Phil Dawson (Cle.)	29-31	93.5
4.	Blair Walsh (Min.)	35-38	92.1
5.	S. Janikowski (Oak.)	31-34	91.2
6.	Justin Tucker (Bal.)	30-33	90.9

BEST FIELD GOAL PERCENTAGE / ROOKIES (NFL History)

Rk.	Player (Year)	FGM-FGA	Pct.
1.	Blair Walsh (2012)	35-38	92.1
2.	Justin Tucker (2012)	30-33	90.9
3.	Alex Henery (2011)	24-27	88.9
4.	Dan Bailey (2011)	32-37	86.5
5.	Ryan Succop (2009)	25-29	86.2
	Kris Brown (1999)	25-29	86.2

BEST FIELD GOAL PERCENTAGE (Ravens Single-Season History)

Rk.	Player (Year)	FGM-FGA	Pct.
1.	Matt Stover (2006)	28-30	93.3
2.	Justin Tucker (2013)	38-41	92.7
3.	Justin Tucker (2012)	30-33	90.9
4.	Matt Stover (2004)	29-32	90.6
5.	Matt Stover (2000)	35-39	89.7
	Billy Cundiff (2010)	26-29	89.7

RAVENS IN OUR COMMUNITY

OVERCOMING ADVERSITY

One of the Baltimore Ravens' goals is to motivate and inspire others through athletics. But during Thursday's (8/21) practice, teammates weren't the only ones providing motivation. Head coach **John Harbaugh** invited special guest Ben Jackson to share his story of overcoming adversity. Jackson, a 21-year-old born with spastic cerebral palsy, continues to exceed expectations, as he competitively wrestled in high school, and now, as a college student, is training for the Paralympics in powerlifting. Harbaugh was impressed by Jackson's exceptional outlook on life and wanted him to meet the team and, more importantly, for the team to meet him. Jackson and his family had lunch with Harbaugh before watching practice. Afterwards, Jackson spoke to the entire team about the importance of hard work and to "take every 24 hours and crush it." Jackson, a Pennsylvania native, hopes to become a motivational speaker post-graduation.



Head Coach John Harbaugh



WR Torrey Smith and QB Joe Flacco

RAVENS MAKE WISH COME TRUE

The Baltimore Ravens helped make a wish come true for a fan on Friday (8/22). The Ravens teamed up with Make-A-Wish Foundation and Jake, a 15-year-old boy who is battling a life-threatening medical condition and currently undergoing treatment in Baltimore, to fulfill Jake's wish of meeting Ravens players. The Ravens invited Jake and his family to training camp practice to watch the team prepare for its third preseason game against the Washington Redskins. **K Justin Tucker** heard that Jake was a huge fan, so he invited him to hang out with the special teams unit on the field during practice. The Ravens presented Jake with his own personalized jersey to wear during practice on Friday and during Saturday's game as Jake watched the Ravens' pre-game warm-ups from the sidelines of M&T Bank Stadium (8/23).



K Justin Tucker

SMITH HOLDS BACK-TO-SCHOOL DRIVE



On Sunday (8/17), **WR Torrey Smith** and his foundation teamed up with Walmart to hold a back-to-school drive in Randallstown. The drive helped collect school supplies for five local elementary schools. Shoppers were able to purchase school supply kits to donate to the foundation's cause. "Rather than giving away book bags and gifts to a select group of kids, we're going to give the items donated directly to the schools and then they'll be able to give them to the kids who truly need it," Smith explained to local news stations. In addition, Walmart agreed to match donations of up to \$15,000.

2014 RAVENS ALPHABETICAL ROSTER

Updated: Aug. 25 (75 Players)



No.	Name	Pos.	Ht.	Wt.	Birthdate	Exp.	College	Hometown
11	Aiken, Kamar	WR	6-2	215	5/30/89	2	Central Florida	Hollywood, FL
33	Brooks, Terrence	S	5-11	200	3/2/91	R	Florida State	Dunnellon, FL
59	Brown, Arthur	ILB	6-0	235	6/17/90	2	Kansas State	Wichita, KS
23	Brown, Chykie	CB	5-11	190	12/26/86	4	Texas	Houston, TX
61	Brown, Levi	DT	6-2	310	5/12/91	R	Temple	Bethlehem, PA
14	Brown, Marlon	WR	6-5	214	4/22/91	2	Georgia	Memphis, TN
17	Butler, Jeremy	WR	6-2	218	4/22/91	R	Tennessee-Martin	Sarasota, FL
56	Bynes, Josh	ILB	6-1	240	8/24/89	3	Auburn	Lauderdale Lakes, FL
6	Campanaro, Michael	WR	5-9	185	1/25/91	R	Wake Forest	Clarksville, MD
99	Canty, Chris	DE	6-7	317	11/10/82	10	Virginia	Charlotte, NC
62	Cody, Terrence (PUP)	DT	6-4	345	6/28/88	5	Alabama	Fort Myers, FL
46	Cox, Morgan	LS	6-4	233	4/26/86	5	Tennessee	Collierville, TN
81	Daniels, Owen	TE	6-3	245	11/9/82	9	Wisconsin	Naperville, IL
16	Davis, Jace	WR	6-1	206	8/22/91	R	Northern Colorado	Denver, CO
58	Dumervil, Elvis	OLB	5-11	255	1/19/84	9	Louisville	Miami, FL
26	Elam, Matt	S	5-10	200	9/21/91	2	Florida	West Palm Beach, FL
5	Flacco, Joe	QB	6-6	245	1/16/85	7	Delaware	Audubon, NJ
29	Forsett, Justin	RB	5-8	197	10/14/85	7	California	Lakeland, FL
42	Franks, Dominique	CB	6-0	197	10/8/87	5	Oklahoma	Tulsa, OK
80	Gillmore, Crockett	TE	6-6	251	11/16/91	R	Colorado State	Bushland, TX
66	Gradkowski, Gino	G/C	6-3	300	11/5/88	3	Delaware	Pittsburgh, PA
79	Graham, Parker	T	6-7	305	2/14/91	R	Oklahoma State	Webb City, MO
48	Hill, Will	S	6-1	207	3/7/90	3	Florida	West Orange, NJ
78	Hopkins, Derrick	DT	6-0	314	12/16/91	R	Virginia Tech	Highland Springs, VA
74	Hurst, James	T	6-5	308	12/17/91	R	North Carolina	Plainfield, IN
25	Jackson, Asa	CB/RS	5-10	182	12/2/89	3	Cal Poly	Sacramento, CA
39	Jacobs, Tramain	CB	5-11	182	5/20/92	R	Texas A&M	Covington, LA
77	Jensen, Ryan	OL	6-4	306	5/27/91	2	Colorado State-Pueblo	Fort Morgan, CO
97	Jernigan, Timmy	DT	6-2	300	9/24/92	R	Florida State	Lake City, FL
12	Jones, Jacoby	WR/RS	6-2	215	7/11/84	8	Lane	New Orleans, LA
44	Juszczyk, Kyle	FB	6-1	248	4/23/91	2	Harvard	Medina, OH
4	Koch, Sam	P	6-1	222	8/13/82	9	Nebraska	Seward, NE
41	Levine, Anthony	S	5-11	203	3/27/87	3	Tennessee State	Winston Salem, NC
50	McClellan, Albert	ILB	6-2	248	6/4/86	4	Marshall	Lakeland, FL
90	McPhee, Pernell	OLB	6-3	280	12/17/88	4	Mississippi State	Pahokee, FL
63	Meder, Jamie	DT	6-2	300	4/12/91	R	Ashland	Parma Heights, OH
36	Miles, Jeromy	S	6-2	211	7/20/87	5	Massachusetts	Sicklerville, NJ
60	Monroe, Eugene	T	6-5	300	4/18/87	6	Virginia	Plainfield, NJ
57	Mosley, C.J.	LB	6-2	235	6/19/92	R	Alabama	Mobile, AL
92	Ngata, Haloti	DT	6-4	340	1/21/84	9	Oregon	Salt Lake City, UT
45	Orr, Zachary	LB	6-0	237	6/9/92	R	North Texas	DeSoto, TX
72	Osemele, Kelechi	G/T	6-5	330	6/24/89	3	Iowa State	Houston, TX
86	Overbay, Nathan	TE	6-5	260	1/4/87	1	Eastern Washington	Lakewood, WA
79	Patailali'i, A.J.	DT	6-3	319	9/13/90	R	Utah State	West Valley City, UT
30	Pierce, Bernard	RB	6-0	230	5/10/91	3	Temple	Ardmore, PA
88	Pitta, Dennis	TE	6-4	245	6/29/85	5	BYU	Moorpark, CA
76	Reid, Jah	G/T	6-7	320	7/21/88	4	Central Florida	Haines City, FL
27	Rice, Ray	RB	5-8	206	1/22/87	7	Rutgers	New Rochelle, NY
49	Roberts, D.J.	OLB	6-1	250	9/11/91	R	Tennessee-Martin	Knoxville, TN
37	Seamster, Sammy	CB	6-0	205	2/5/91	R	Middle Tennessee State	Ooltewah, TN
68	Shipley, A.Q.	G/C	6-1	307	5/22/86	4	Penn State	Moon Township, PA
94	Simon, John	OLB	6-1	252	10/14/90	2	Ohio State	Youngstown, OH
51	Smith, Daryl	ILB	6-2	250	3/14/82	11	Georgia Tech	Albany, GA
22	Smith, Jimmy	CB	6-2	209	7/26/88	4	Colorado	Colton, CA
89	Smith, Sr., Steve	WR	5-9	195	5/12/79	14	Utah	Los Angeles, CA
82	Smith, Torrey	WR	6-0	205	1/26/89	4	Maryland	Falmouth, VA
65	Stephens, Reggie	C	6-3	321	8/28/87	2	Iowa State	Rowlett, TX
24	Stewart, Darian	S	5-11	214	8/4/88	5	South Carolina	Huntsville, AL
55	Suggs, Terrell	OLB	6-3	260	10/11/82	12	Arizona State	Chandler, AZ
84	Supernaw, Phillip	TE	6-5	248	1/30/90	1	Ouachita Baptist	Katy, TX
34	Taliaferro, Lorenzo	RB	6-0	226	12/23/91	R	Coastal Carolina	Yorktown, VA
2	Taylor, Tyrod	QB	6-1	208	8/3/89	4	Virginia Tech	Hampton, VA
83	Thompson, Deonte	WR/RS	6-0	203	2/14/89	3	Florida	Belle Glade, FL
43	Toussaint, Fitzgerald	RB	5-10	205	5/4/90	R	Michigan	Youngstown, OH
28	Trawick, Brynden	S	6-2	225	10/23/89	2	Troy	Marietta, GA
9	Tucker, Justin	K	6-0	189	11/21/89	3	Texas	Austin, TX
93	Tyson, DeAngelo	DE	6-2	315	4/12/89	3	Georgia	Statesboro, GA
91	Upshaw, Courtney	OLB	6-2	272	12/13/89	3	Alabama	Eufaula, AL
64	Urschel, John	G/C	6-3	308	6/24/91	R	Penn State	Buffalo, NY
71	Wagner, Rick	G/T	6-6	310	10/21/89	2	Wisconsin	West Allis, WI
21	Webb, Lardarius	CB/RS	5-10	182	10/12/85	6	Nicholls State	Opelika, AL
10	Wenning, Keith	QB	6-3	222	2/14/91	R	Ball State	Coldwater, OH
98	Williams, Brandon	DT	6-1	335	2/21/89	2	Missouri Southern St.	Kirkwood, MO
73	Yanda, Marshal	G/T	6-3	305	9/15/84	8	Iowa	Anamosa, IA
53	Zuttah, Jeremy	G/C	6-4	300	6/1/86	7	Rutgers	Edison, NJ

Injured Reserve

95	Lewis-Moore, Kapron (Achilles)	DE	6-4	310	1/24/90	2	Notre Dame	Weatherford, TX
67	Rackley, Will (concussion)	G	6-3	318	10/11/89	4	Lehigh	Riverdale, GA
38	Ross, Aaron (Achilles)	CB	6-0	190	9/15/82	8	Texas	San Antonio, TX
96	Urban, Brent (knee)	DE	6-7	295	5/5/91	R	Virginia	Mississauga, ON, CAN

2014 RAVENS NUMERICAL ROSTER

Updated: Aug. 25 (75 Players)

No.	Name	Pos.	Ht.	Wt.	Birthdate	Exp.	College	How Acq.	----- 2013 Games -----			
									P	S	DNP	INA
2	Tyrod Taylor	QB	6-1	208	8/3/89	4	Virginia Tech	D6 '11	3	0	13	0
4	Sam Koch	P	6-1	222	8/13/82	9	Nebraska	D6a '06	16	0	0	0
5	Joe Flacco	QB	6-6	245	1/16/85	7	Delaware	D1 '08	16	16	0	0
6	Michael Campanaro	WR	5-9	185	1/25/91	R	Wake Forest	D7 '14	0	0	0	0
9	Justin Tucker	K	6-0	189	11/21/89	3	Texas	FA '12	16	0	0	0
10	Keith Wenning	QB	6-3	222	2/14/91	R	Ball State	D6 '14	0	0	0	0
11	Kamar Aiken	WR	6-2	215	5/30/89	2	Central Florida	FA '13	0	0	0	0
12	Jacoby Jones	WR/RS	6-2	215	7/11/84	8	Lane	FA '12	12	9	0	4
14	Marlon Brown	WR	6-5	214	4/22/91	2	Georgia	RFA '13	14	12	0	2
16	Jace Davis	WR	6-1	206	8/22/91	R	Northern Colorado	FA '14	0	0	0	0
17	Jeremy Butler	WR	6-2	218	4/22/91	R	Tennessee-Martin	FA '14	0	0	0	0
21	Lardarius Webb	CB/RS	5-10	182	10/12/85	6	Nicholls State	D3 '09	16	16	0	0
22	Jimmy Smith	CB	6-2	209	7/26/88	4	Colorado	D1 '11	16	16	0	0
23	Chykie Brown	CB	5-11	190	12/26/86	4	Texas	D5a '11	16	0	0	0
24	Darian Stewart	S	5-11	214	8/4/88	5	South Carolina	UFA (STL) '14	14	6	0	2
25	Asa Jackson	CB/RS	5-10	182	12/2/89	3	Cal Poly	D5 '12	4	0	0	4
26	Matt Elam	S	5-10	200	9/21/91	2	Florida	D1 '13	16	15	0	0
27	Ray Rice	RB	5-8	206	1/22/87	7	Rutgers	D2 '08	15	15	0	1
28	Brynden Trawick	S	6-2	225	10/23/89	2	Troy	RFA '13	8	0	0	4
29	Justin Forsett	RB	5-8	197	10/14/85	7	California	FA '14	9	0	2	2
30	Bernard Pierce	RB	6-0	230	5/10/91	3	Temple	D3 '12	16	1	0	0
33	Terrence Brooks	S	5-11	200	3/2/91	R	Florida State	D3a '14	0	0	0	0
34	Lorenzo Taliaferro	RB	6-0	226	12/23/91	R	Coastal Carolina	D4b '14	0	0	0	0
36	Jeromy Miles	S	6-2	211	7/20/87	5	Massachusetts	FA '13	12	0	0	1
37	Sammy Seamster	CB	6-0	205	2/5/91	R	Middle Tennessee State	FA '14	0	0	0	0
39	Tramain Jacobs	CB	5-11	182	5/20/92	R	Texas A&M	FA '14	0	0	0	0
41	Anthony Levine	S	5-11	203	3/27/87	3	Tennessee State	FA '12	16	0	0	0
42	Dominique Franks	CB	6-0	197	10/8/87	5	Oklahoma	UFA (ATL) '14	16	0	0	0
43	Fitzgerald Toussaint	RB	5-10	205	5/4/90	R	Michigan	FA '14	0	0	0	0
44	Kyle Juszczyk	FB	6-1	248	4/23/91	2	Harvard	D4b '13	16	0	0	0
45	Zachary Orr	LB	6-0	237	6/9/92	R	North Texas	FA '14	0	0	0	0
46	Morgan Cox	LS	6-4	233	4/26/86	5	Tennessee	FA '10	16	0	0	0
48	Will Hill	S	6-1	207	3/7/90	3	Florida	FA '14	12	10	0	0
49	D.J. Roberts	OLB	6-1	250	9/11/91	R	Tennessee-Martin	FA '14	0	0	0	0
50	Albert McClellan	ILB	6-2	248	6/4/86	4	Marshall	FA '10	15	0	0	1
51	Daryl Smith	ILB	6-2	250	3/14/82	11	Georgia Tech	UFA (JAX) '13	16	16	0	0
53	Jeremy Zuttah	G/C	6-4	300	6/1/86	7	Rutgers	TR (TB) '14	16	16	0	0
55	Terrell Suggs	OLB	6-3	260	10/11/82	12	Arizona State	D1a '03	16	16	0	0
56	Josh Bynes	ILB	6-1	240	8/24/89	3	Auburn	FA '11	15	6	0	1
57	C.J. Mosley	LB	6-2	235	6/19/92	R	Alabama	D1 '14	0	0	0	0
58	Elvis Dumervil	OLB	5-11	253	1/19/84	9	Louisville	FA '13	15	3	0	1
59	Arthur Brown	ILB	6-0	235	6/17/90	2	Kansas State	D2 '13	14	0	0	2
60	Eugene Monroe	T	6-5	300	4/18/87	6	Virginia	TR (JAX) '13	11	11	0	1
61	Levi Brown	DT	6-2	310	5/12/91	R	Temple	FA '14	0	0	0	0
62	<i>Terrence Cody (PUP)</i>	<i>DT</i>	<i>6-4</i>	<i>345</i>	<i>6/28/88</i>	<i>5</i>	<i>Alabama</i>	<i>D2b '10</i>	<i>12</i>	<i>1</i>	<i>0</i>	<i>4</i>
63	Jamie Meder	DT	6-2	300	4/12/91	R	Ashland	FA '14	0	0	0	0
64	John Urschel	G/C	6-3	308	6/24/91	R	Penn State	D5 '14	0	0	0	0
65	Reggie Stephens	C	6-3	321	8/28/87	2	Iowa State	FA '12	0	0	0	0
66	Gino Gradkowski	G/C	6-3	300	11/5/88	3	Delaware	D4a '12	16	16	0	0
68	A.Q. Shipley	G/C	6-1	307	5/22/86	4	Penn State	TR (IND) '13	16	9	0	0
71	Rick Wagner	G/T	6-6	310	10/21/89	2	Wisconsin	D5 '13	16	2	0	0
72	Kelechi Osemele	G/T	6-5	330	6/24/89	3	Iowa State	D2b '12	7	7	0	1
73	Marshal Yanda	G/T	6-3	305	9/15/84	8	Iowa	D3b '07	16	16	0	0
74	James Hurst	T	6-5	308	12/17/91	R	North Carolina	FA '14	0	0	0	0
76	Jah Reid	G/T	6-7	320	7/21/88	4	Central Florida	D3 '11	10	0	0	6
77	Ryan Jensen	OL	6-4	306	5/27/91	2	Colorado State-Pueblo	D6b '13	0	0	0	16
78	Derrick Hopkins	DT	6-0	314	12/16/91	R	Virginia Tech	FA '14	0	0	0	0
79	Parker Graham	T	6-7	305	2/14/91	R	Oklahoma State	FA '14	0	0	0	0
79	A.J. Pataiali'i	DT	6-3	319	9/13/90	R	Utah State	FA '14	0	0	0	0
80	Crockett Gillmore	TE	6-6	251	11/16/91	R	Colorado State	D3b '14	0	0	0	0
81	Owen Daniels	TE	6-3	245	11/9/82	9	Wisconsin	FA '14	5	5	0	0
82	Torrey Smith	WR	6-0	205	1/26/89	4	Maryland	D2 '11	16	16	0	0
83	Deonte Thompson	WR/RS	6-0	203	2/14/89	3	Florida	FA '12	7	0	0	9
84	Phillip Supernaw	TE	6-5	248	1/30/90	1	Ouachita Baptist	FA '14	1	0	0	0
86	Nathan Overbay	TE	6-5	260	1/4/87	1	Eastern Washington	FA '13	0	0	0	0
88	Dennis Pitta	TE	6-4	245	6/29/85	5	BYU	D4 '10	4	1	0	0
89	Steve Smith, Sr.	WR	5-9	195	5/12/79	14	Utah	FA '14	15	15	0	1
90	Pernell McPhee	OLB	6-3	280	12/17/88	4	Mississippi State	D5b '11	16	0	0	0
91	Courtney Upshaw	OLB	6-2	272	12/13/89	3	Alabama	D2a '12	16	13	0	0
92	Haloti Ngata	DT	6-4	340	1/21/84	9	Oregon	D1 '06	15	15	0	1
93	DeAngelo Tyson	DE	6-2	315	4/12/89	3	Georgia	D7 '12	13	0	0	3
94	John Simon	OLB	6-1	252	10/14/90	2	Ohio State	D4a '13	7	0	0	9
97	Timmy Jernigan	DT	6-2	300	9/24/92	R	Florida State	D2 '14	0	0	0	0
98	Brandon Williams	DT	6-1	335	2/21/89	2	Missouri Southern St.	D3 '13	7	0	0	9
99	Chris Canty	DE	6-7	317	11/10/82	10	Virginia	FA '13	15	13	0	1

Injured Reserve

38	Aaron Ross (Achilles)	CB	6-0	190	9/15/82	8	Texas	UFA (NYG) '14	4	2	0	0
67	Will Rackley (concussion)	G	6-3	318	10/11/89	4	Lehigh	FA '14	11	11	0	3
95	Kapron Lewis-Moore (Achilles)	DE	6-4	310	1/24/90	2	Notre Dame	D6a '13	0	0	0	0
96	Brent Urban (knee)	DE	6-7	295	5/5/91	R	Virginia	D4a '14	0	0	0	0

2014 POSITIONAL ROSTER

Updated: Aug. 25 (75 Players)

QUARTERBACKS

2	Tyrod Taylor	QB
5	Joe Flacco	QB
10	Keith Wenning	QB

WIDE RECEIVERS

6	Michael Campanaro	WR/RS
11	Kamar Aiken	WR
12	Jacoby Jones	WR/RS
14	Marlon Brown	WR
16	Jace Davis	WR
17	Jeremy Butler	WR
82	Torrey Smith	WR
83	Deonte Thompson	WR/RS
89	Steve Smith, Sr.	WR

RUNNING BACKS

27	Ray Rice	RB
29	Justin Forsett	RB
30	Bernard Pierce	RB
34	Lorenzo Taliaferro	RB
43	Fitzgerald Toussaint	RB
44	Kyle Juszczyk	FB

TIGHT ENDS

80	Crockett Gillmore	TE
81	Owen Daniels	TE
84	Phillip Supernaw	TE
86	Nathan Overbay	TE
88	Dennis Pitta	TE

OFFENSIVE LINE

53	Jeremy Zuttah	G/C
60	Eugene Monroe	T
64	John Urschel	G/C
65	Reggie Stephens	C
66	Gino Gradkowski	G/C
68	A.Q. Shipley	G/C
71	Rick Wagner	G/T
72	Kelechi Osemele	G/T
73	Marshal Yanda	G/T
74	James Hurst	T
76	Jah Reid	G/T
77	Ryan Jensen	G/C
79	Parker Graham	T

SPECIALISTS

4	Sam Koch	P
9	Justin Tucker	K
46	Morgan Cox	LS

SECONDARY

21	Lardarius Webb	CB/RS
22	Jimmy Smith	CB
23	Chykie Brown	CB
24	Darian Stewart	S
25	Asa Jackson	CB/RS
26	Matt Elam	S
28	Brynden Trawick	S
33	Terrence Brooks	S
36	Jeromy Miles	S
37	Sammy Seamster	CB
39	Tramain Jacobs	CB
41	Anthony Levine	S
42	Dominique Franks	CB
48	Will Hill	S

LINEBACKERS

45	Zachary Orr	LB
49	D.J. Roberts	OLB
50	Albert McClellan	ILB
51	Daryl Smith	ILB
55	Terrell Suggs	OLB
56	Josh Byner	ILB
57	C.J. Mosley	LB
58	Elvis Dumervil	OLB
59	Arthur Brown	ILB
90	Pernell McPhee	OLB
91	Courtney Upshaw	OLB
94	John Simon	OLB

DEFENSIVE LINE

61	Levi Brown	DT
62	Terrence Cody (PUP)	DT
63	Jamie Meder	DT
78	Derrick Hopkins	DT
79	A.J. Pataial'i	DT
92	Haloti Ngata	DT
93	DeAngelo Tyson	DE
97	Timmy Jernigan	DT
98	Brandon Williams	DT
99	Chris Canty	DE

RESERVE/INJURED

38	Aaron Ross (Achilles, 7/24)	CB
67	Will Rackley (concussion, 7/24)	G
95	Kapron Lewis-Moore (Achilles, 8/10)	DE
96	Brent Urban (knee, 7/30)	DE

DEPTH CHART

Last updated Aug. 25, 2014 by Ravens PR staff.

OFFENSE

LWR	82	Torrey Smith (16/16)	14	Marlon Brown (14/12)	11	Kamar Aiken (0/0)	<u>16</u>	<u>Jace Davis (0/0)</u>
RWR	89	Steve Smith, Sr. (15/15)	12	Jacoby Jones (12/9)	83	Deonte Thompson (7/0)	<u>6</u>	<u>Michael Campanaro (0/0)</u>
							<u>17</u>	<u>Jeremy Butler (0/0)</u>
LT	60	Eugene Monroe (15/15)	<u>74</u>	<u>James Hurst (0/0)</u>				
LG	72	Kelechi Osemele (7/7)	68	A.Q. Shipley (16/9)				
C	53	Jeremy Zuttah (16/16)	66	Gino Gradkowski (16/16)	65	Reggie Stephens (0/0)		
RG	73	Marshal Yanda (16/16)	77	Ryan Jensen (0/0)	<u>64</u>	<u>John Urschel (0/0)</u>	<u>79</u>	<u>Parker Graham (0/0)</u>
RT	71	Rick Wagner (16/2)	76	Jah Reid (10/0)				
TE	88	Dennis Pitta (4/1)	81	Owen Daniels (5/5)	<u>80</u>	<u>Crockett Gillmore (0/0)</u>	86	Nathan Overbay (0/0)
							84	Phillip Supernaw (1/0)
QB	5	Joe Flacco (16/16)	2	Tyrod Taylor (3/0)	<u>10</u>	<u>Keith Wenning (0/0)</u>		
FB	44	Kyle Juszczyk (16/0)						
RB	27	Ray Rice (15/15) ~	30	Bernard Pierce (16/1)	29	Justin Forsett (9/0)	<u>34</u>	<u>Lorenzo Taliaferro (0/0)</u>
							<u>43</u>	<u>Fitzgerald Toussaint (0/0)</u>

DEFENSE

DT	92	Haloti Ngata (15/15)	<u>97</u>	<u>Timmy Jernigan (0/0)</u>	<u>63</u>	<u>Jamie Meder (0/0)</u>	<u>61</u>	<u>Levi Brown (0/0)</u>
NT	98	Brandon Williams (7/0)	62	Terrence Cody (12/1) *	<u>78</u>	<u>Derrick Hopkins (0/0)</u>	<u>79</u>	<u>A.J. Pataiali'i (0/0)</u>
DE	99	Chris Canty (15/13)	93	DeAngelo Tyson (13/0)				
OLB	55	Terrell Suggs (16/16)	90	Pernell McPhee (16/0)	<u>49</u>	<u>D.J. Roberts (0/0)</u>		
ILB	<u>57</u>	<u>C.J. Mosley (0/0)</u>	59	Arthur Brown (14/0)	50	Albert McClellan (15/0)		
ILB	51	Daryl Smith (16/16)	56	Josh Byrnes (15/6)	<u>45</u>	<u>Zachary Orr (0/0)</u>		
Sam	91	Courtney Upshaw (16/13) - or -	58	Elvis Dumervil (15/3)	94	John Simon (7/0)		
LCB	21	Lardarius Webb (16/16) +	25	Asa Jackson (4/0) +	<u>39</u>	<u>Tramain Jacobs (0/0)</u>		
SS	26	Matt Elam (16/15)	41	Anthony Levine (16/0)	28	Brynden Trawick (8/0)		
FS	24	Darian Stewart (14/6)	36	Jeromy Miles (13/0)	<u>33</u>	<u>Terrence Brooks (0/0)</u>	48	Will Hill (12/10) ^
RCB	22	Jimmy Smith (16/16) +	23	Chykie Brown (16/0)	42	Dominique Franks (16/0)	<u>37</u>	<u>Sammy Seamster (0/0)</u>

SPECIAL TEAMS

P	4	Sam Koch (16/0)						
K	9	Justin Tucker (16/0)						
H	4	Sam Koch (16/0)						
LS	46	Morgan Cox (16/0)						
KOR	12	Jacoby Jones (12/9)	25	Asa Jackson (4/0) +	<u>6</u>	<u>Michael Campanaro (0/0)</u>		
PR	12	Jacoby Jones (12/9)	25	Asa Jackson (4/0) +	<u>6</u>	<u>Michael Campanaro (0/0)</u>		

(2013 Games Played/Games Started) Rookie Players Underlined + Injured * PUP List ^ Suspended first six games ~ Suspended first two games

PRONUNCIATION GUIDE

Players: Kamar Aiken (kuh-MARR); Chykie Brown (SHOCK-ee); Michael Campanaro (camp-ah-NAIR-oh); Asa Jackson (ACE-uh); Kyle Juszczyk (YOOZ-check); Sam Koch (Cook); Anthony Levine (luh-VEEN); Kapron Lewis-Moore (CAP-rin); Pernell McPhee (purr-NELL); Jamie Meder (MEE-der); Haloti Ngata (ha-LOW-tee NAH-tah); Kelechi Osemele (kah-LETCHEE-oh-SEM-uh-lee); A.J. Pataiali'i (pah-tie-AH-lee-ee); Dennis Pitta (PIT-uh); Deonte Thompson (dee-ON-tay); Fitzgerald Toussaint (too-SAUNT); Brynden Trawick (BREN-den TRAH-wick); Lardarius Webb (lahr-DARE-ee-us); Marshal Yanda (YAWN-da); Jeremy Zuttah (ZOO-tuh)
Coaches: Juan Castillo (cass-TEE-yo); Ted Monachino (mah-nah-KEY-no); Brian Pariani (pair-ee-ON-ee); Bob Rogucki (ruh-GUS-key); Steve Spagnuolo (spag-NO-low); Craig Ver Steeg (ver-STEGG)

2014 TRANSACTIONS

- **Dec. 30, 2013:** Signed WR Kamar Aiken, TE Matt Furstenburg, DT Cody Larsen, T David Mims, TE Nathan Overbay, WR Gerrard Sheppard, QB Nick Stephens and G Reggie Stephens to Reserve/Future Contracts.
- **Jan. 2:** Signed **RB Cierre Wood** to a Reserve/Future contract.
- **Feb. 27:** Terminated the contracts of vested veterans FB Vonta Leach and LB Jameel McClain.
- **March 5:** Re-signed unrestricted free agent TE Dennis Pitta.
- **March 11:** Re-signed restricted free agent LB Albert McClellan.
- **March 12:** Re-signed unrestricted free agent T Eugene Monroe.
- **March 13:** Re-signed unrestricted free agent WR/RS Jacoby Jones.
- **March 14:** Re-signed unrestricted free agent S Jeromy Miles; Signed free agent **WR Steve Smith**.
- **March 17:** Re-signed unrestricted free agent LB Daryl Smith.
- **March 19:** Re-signed exclusive rights free agent S Brynden Trawick.
- **March 24:** Signed unrestricted free agent **S Darian Stewart**.
- **March 26:** Traded a 2015 draft choice to Tampa Bay in exchange for **G/C Jeremy Zuttah**.
- **April 4:** Signed free agent **TE Owen Daniels** and **RB Justin Forsett**; Re-signed unrestricted free agent NT Terrence Cody.
- **April 16:** Re-signed exclusive rights free agent OLB D.J. Bryant.
- **April 18:** Re-signed exclusive rights free agent LB Josh Bynes.
- **April 21:** Re-signed exclusive rights free agents OLB Adrian Hamilton and S Anthony Levine.
- **April 24:** Signed free agent WR LaQuan Williams.
- **April 29:** Re-signed exclusive rights free agent S Omar Brown.
- **May 12:** Signed rookie free agents **LB Xavius Boyd**, **DT Levi Brown**, **WR Jeremy Butler**, **WR Jace Davis**, **T Parker Graham**, **DT Derrick Hopkins**, **T James Hurst**, **CB Tramain Jacobs**, **P Richie Leone**, **DT Jamie Meder**, **S Dexter Moody**, **CB Deji Olatoye**, **LB Zachary Orr**, **DT A.J. Pataiali'i**, **CB Avery Patterson**, **CB Sammy Seamster** and **T Brett Van Sloten**.
- **May 13:** Signed rookie free agent **LB Ryan Jones**.
- **May 14:** Signed 2014 draft picks **TE Crockett Gillmore**, **G/C John Urschel** and **QB Keith Wenning**.
- **May 15:** Signed 2014 draft pick **WR Michael Campanaro**.
- **May 16:** Signed 2014 draft pick **RB Lorenzo Taliaferro**.
- **May 17:** Signed 2014 draft picks **DT Timmy Jernigan** and **DE Brent Urban**.
- **May 19:** Waived TE Matt Furstenburg, DL/OL Cody Larsen and LB D.J. Bryant (failed physical); Signed free agents **FB Shaun Chapas**, **G Will Rackley** and **TE Phillip Supernaw**.
- **May 27:** Signed 2014 draft pick **LB C.J. Mosley**.
- **May 29:** Waived (injured) LB Ryan Jones; Signed rookie free agent **RB Fitzgerald Toussaint**.
- **May 30:** Waived QB Nick Stephens; Signed 2014 draft pick **S Terrence Brooks** and rookie free agent **LB D.J. Roberts**.
- **June 17:** Waived (failed physicals) OLB Adrian Hamilton and WR Aaron Mellette.
- **June 20:** Waived (failed physical) LB Xavius Boyd; Waived S Dexter Moody and CB Avery Patterson; Signed **OLB Nicholas DiMarco**, **CB Dominique Franks**, **CB Aaron Ross**, **LB Austin Spitler** and **WR Mike Willie**.
- **July 24:** Placed CB Aaron Ross (Achilles) on Injured Reserve.
- **July 26:** Signed free agent **S Will Hill**.
- **July 29:** Waived WR Gerrard Sheppard; Signed free agent **CB Marrio Norman**.
- **Aug. 25:** Waived S Omar Brown, LB Nicholas DiMarco, P Richie Leone, T David Mims, CB Marrio Norman, CB Deji Olatoye, LB Austin Spitler, WR LaQuan Williams, WR Mike Willie and CB Cierre Wood; Waived (injured) FB Shaun Chapas and T Brett Van Sloten; Placed DE Kapron Lewis-Moore (Achilles), G Will Rackley (concussion) and DE Brent Urban (knee) on Injured Reserve.

(Bold denotes first time player has joined the Ravens.)

2014 COACHING STAFF

John Harbaugh	Head Coach	Don Martindale	Inside Linebackers
Jerry Rosburg	Special Teams Coordinator/Associate Head Coach	Ted Monachino	Linebackers
Steve Spagnuolo	Secondary/Assistant Head Coach	Brian Pariani	Tight Ends
Gary Kubiak	Offensive Coordinator	Bob Rogucki	Strength and Conditioning
Dean Pees	Defensive Coordinator	Craig Ver Steeg	Senior Offensive Assistant
Juney Barnett	Assistant Strength and Conditioning	Todd Washington	Assistant Offensive Line
Clarence Brooks	Defensive Line	Matt Weiss	Defensive Quality Control/Linebackers Assistant
Juan Castillo	Offensive Line	Randy Brown	Kicking Consultant
Billy DeLorbe	Cross training Specialist	Jay Harbaugh	Offensive Quality Control
Rick Dennison	Quarterbacks	Megan McLaughlin	Executive Assistant/Football Information Manager
Bobby Engram	Wide Receivers	Dan Parsons	Assistant to Head Coach
Thomas Hammock	Running Backs	Drew Wilkins	Coaching Staff Assistant
Chris Hewitt	Assistant Defensive Backs		

2014 PRESEASON STATISTICS

WON 3, LOST 0

08/07 W 23- 3	San Francisco	70,529
08/16 W 37-30	at Dallas	77,624
08/23 W 23-17	Washington	70,876
08/28	at New Orleans	

	Balt.	Opp.
TOTAL FIRST DOWNS	64	51
Rushing	25	13
Passing	31	31
Penalty	8	7
3rd Down: Made/Att	15/40	13/33
3rd Down Pct.	37.5	39.4
4th Down: Made/Att	2/4	1/2
4th Down Pct.	50.0	50.0
POSSESSION AVG.	33:13	26:47
TOTAL NET YARDS	1017	792
Avg. Per Game	339.0	264.0
Total Plays	203	163
Avg. Per Play	5.0	4.9
NET YARDS RUSHING	470	269
Avg. Per Game	156.7	89.7
Total Rushes	107	67
NET YARDS PASSING	547	523
Avg. Per Game	182.3	174.3
Sacked/Yards Lost	9/61	6/31
Gross Yards	608	554
Att./Completions	87/56	90/52
Completion Pct.	64.4	57.8
Had Intercepted	1	4
PUNTS/AVERAGE	9/44.8	15/41.5
NET PUNTING AVG.	9/41.0	15/37.7
PENALTIES/YARDS	20/165	25/215
FUMBLES/BALL LOST	6/2	3/2
TOUCHDOWNS	8	6
Rushing	2	1
Passing	4	5
Returns	2	0

* SCORE BY PERIODS	Q1	Q2	Q3	Q4	OT	PTS
TEAM	21	29	13	20	0	83
OPPONENTS	13	3	14	20	0	50

* SCORING	TD-Ru-Pa-Rt	K-PAT	FG	S	PTS
Tucker	0 0 0 0	8/8	9/10	0	35
Thompson	2 0 1 1			0	12
Butler	1 0 1 0			0	6
Pierce	1 1 0 0			0	6
T. Smith	1 0 1 0			0	6
S. Smith	1 0 1 0			0	6
Taliaferro	1 1 0 0			0	6
Upshaw	1 0 0 1			0	6
TEAM	8 2 4 2	8/8	9/10	0	83
OPPONENTS	6 1 5 0	5/5	3/3	0	50

2-Pt Conv: TEAM 0-0, OPPONENTS 0-1

SACKS: Brooks 1, DiMarco 1, Dumervil 1, Jernigan 1, McPhee 1, Mosley 1, TM 6, OPP 9

FUM/LOST: Forsett 2/1, Pierce 1/0, S. Smith 1/0, Taliaferro 1/0, Wenning 1/1

* RUSHING	No.	Yds	Avg	Long	TD
Taliaferro	40	155	3.9	12	1
Taylor	12	100	8.3	27	0
Pierce	21	89	4.2	30	1
Forsett	16	69	4.3	13	0
Rice	5	38	7.6	18	0
Toussaint	4	20	5.0	7	0
Wood	5	7	1.4	5	0
Wenning	3	-3	-1.0	0	0
J. Jones	1	-5	-5.0	-5	0
TEAM	107	470	4.4	30	2
OPPONENTS	67	269	4.0	27	1

* RECEIVING	No.	Yds	Avg	Long	TD
Juszczyk	10	90	9.0	23	0
S. Smith	8	97	12.1	30	1
J. Jones	5	65	13.0	38	0
T. Smith	5	60	12.0	19t	1
Aiken	4	46	11.5	17	0
Pitta	4	46	11.5	16	0
Forsett	3	37	12.3	13	0
Butler	3	26	8.7	10	1
Thompson	2	36	18.0	21t	1
M. Brown	2	31	15.5	20	0
Campanaro	2	24	12.0	18	0
Chapas	2	16	8.0	13	0
Taliaferro	1	10	10.0	10	0
Overbay	1	7	7.0	7	0
Daniels	1	6	6.0	6	0
Davis	1	5	5.0	5	0
Gillmore	1	3	3.0	3	0
Pierce	1	3	3.0	3	0
TEAM	56	608	10.9	38	4
OPPONENTS	52	554	10.7	37	5

* INTERCEPTIONS	No.	Yds	Avg	Long	TD
Franks	1	25	25.0	25	0
Mosley	1	17	17.0	17	0
Jackson	1	0	0.0	0	0
Trawick	1	0	0.0	0	0
TEAM	4	42	10.5	25	0
OPPONENTS	1	-1	-1.0	-1	0

* PUNTING	No.	Yds	Avg	Net	TB	In	Lg	B
Koch	8	363	45.4	42.9	0	2	57	0
Leone	1	40	40.0	26.0	0	0	40	0
TEAM	9	403	44.8	41.0	0	2	57	0
OPPONENTS	15	623	41.5	37.7	1	5	57	0

* PUNT RETURNS	Ret	FC	Yds	Avg	Long	TD
Campanaro	5	2	25	5.0	9	0
Jackson	3	0	13	4.3	8	0
J. Jones	1	1	-1	-1.0	-1	0
TEAM	9	3	37	4.1	9	0
OPPONENTS	5	2	34	6.8	23	0

* KICKOFF RETURNS	No.	Yds	Avg	Long	TD
Thompson	5	222	44.4	108t	1
Campanaro	2	74	37.0	44	0
J. Jones	2	39	19.5	21	0
Gillmore	1	12	12.0	12	0
Jackson	1	24	24.0	24	0
TEAM	11	371	33.7	108t	1
OPPONENTS	13	314	24.2	40	0

* FIELD GOALS	1-19	20-29	30-39	40-49	50+
Tucker	0/0	2/2	2/2	4/4	1/2
TEAM	0/0	2/2	2/2	4/4	1/2
OPPONENTS	0/0	1/1	1/1	0/0	1/1

Tucker: (42G, 22G, 55G) (40G, 38G, 61N, 49G) (36G, 21G, 46G)

TM: (42G, 22G, 55G) (40G, 38G, 61N, 49G) (36G, 21G, 46G)

OPP: (25G) (53G) (32G)

* PASSING	Att	Cmp	Yds	Cmp%	Yds/Att	TD	TD%	Int	Int%	Long	Sack/Lost	Rating
Flacco	45	29	345	64.4	7.67	2	4.4	0	0.0	38	2/ 18	102.5
Taylor	38	25	240	65.8	6.32	2	5.3	1	2.6	21t	5/ 34	89.8
Wenning	4	2	23	50.0	5.75	0	0.0	0	0.0	13	2/ 9	67.7
TEAM	87	56	608	64.4	6.99	4	4.6	1	1.1	38	9/ 61	95.4
OPPONENTS	90	52	554	57.8	6.16	5	5.6	4	4.4	37	6/ 31	75.9

2014 RAVENS PRESEASON DEFENSIVE STATS

from Press Box Stats

Name	Total	Solo	Assists	Sacks	Yds.	INT	Yds.	PD	FF	FR
Mosley, C.J.	12	8	4	1	7	1	17	1	0	0
Brown, Arthur	8	7	1	0	0	0	0	0	0	0
Jacobs, Tramain	7	7	0	0	0	0	0	1	0	0
Smith, Daryl	7	7	0	0	0	0	0	1	0	0
Williams, Brandon	7	3	4	0	0	0	0	0	0	0
Stewart, Darian	6	6	0	0	0	0	0	0	0	0
Brooks, Terrence	5	4	1	1	4	0	0	0	0	0
Elam, Matt	5	5	0	0	0	0	0	0	0	0
Miles, Jeromy	5	5	0	0	0	0	0	0	0	0
Suggs, Terrell	5	4	1	0	0	0	0	0	0	0
Dumervil, Elvis	4	3	1	1	6	0	0	1	0	0
Franks, Dominique	4	3	1	0	0	1	25	2	0	0
McClellan, Albert	4	1	3	0	0	0	0	0	0	0
McPhee, Pernell	4	3	1	1	6	0	0	0	0	0
Trawick, Brynden	4	3	1	0	0	1	0	2	0	0
Brown, Chykie	3	2	1	0	0	0	0	1	0	0
Bynes, Josh	3	0	3	0	0	0	0	1	0	0
Meder, Jamie	3	1	2	0	0	0	0	1	0	0
Roberts, D.J.	3	2	1	0	0	0	0	0	0	0
Simon, John	3	2	1	0	0	0	0	0	0	0
Tyson, DeAngelo	3	1	2	0	0	0	0	0	0	1
Upshaw, Courtney	3	2	1	0	0	0	0	0	0	1
DiMarco, Nicholas	2	1	1	1	3	0	0	0	0	0
Jackson, Asa	2	1	1	0	0	1	0	2	0	0
Lewis-Moore, Kapron	2	1	1	0	0	0	0	0	0	0
Levine, Anthony	2	2	0	0	0	0	0	2	0	0
Ngtata, Haloti	2	1	1	0	0	0	0	0	0	0
Olatoye, Deji	2	2	0	0	0	0	0	0	0	0
Smith, Jimmy	2	2	0	0	0	0	0	0	0	0
Spitler, Austin	2	1	1	0	0	0	0	0	0	0
Brown, Omar	1	1	0	0	0	0	0	0	0	0
Canty, Chris	1	0	1	0	0	0	0	0	0	0
Jernigan, Timmy	1	1	0	1	5	0	0	0	0	0
Orr, Zachary	1	1	0	0	0	0	0	0	0	0
Hopkins, Derrick	0	0	0	0	0	0	0	1	0	0
Totals	128	93	35	6	31	4	42	16	0	2

2014 RAVENS PRESEASON SPECIAL TEAMS

from Press Box Stats

Name	Total	Solo	Assists	FF	FR	Blocked Kicks
Orr, Zachary	3	3	0	0	0	0
Chapas, Shaun	2	2	0	0	0	0
Trawick, Brynden	2	2	0	0	0	0
Brooks, Terrence	1	1	0	0	0	0
Forsett, Justin	1	1	0	0	0	0
Franks, Dominique	1	1	0	0	0	0
Levine, Anthony	1	1	0	0	0	0
Norman, Marrio	1	1	0	0	0	0
Seamster, Sammy	1	1	0	0	0	0
Simon, John	1	1	0	0	0	0
Taliaferro, Lorenzo	1	1	0	0	0	0
Tucker, Justin	1	1	0	0	0	0
Williams, LaQuan	1	1	0	0	0	0
Totals	17	17	0	0	0	0

2014 SINGLE-GAME BESTS

- Tackles:** 5 by three different players
- Sacks:** 1 by six different players
- Interceptions:** 1 by three different players
- Passes Defensed:** 2 by three different players
- Forced Fumbles:** None
- Fumble Recoveries:** 1 by Courtney Upshaw at Dal. (8/16) and DeAngelo Tyson vs. SF (7/8)
- Special Teams Tackles:** 2 by Zachary Orr vs. SF (8/7)

2013 RAVENS STATISTICS

WON 8, LOST 8

09/05	L 27-49	at Denver	76,977
09/15	W 14- 6	Cleveland	71,098
09/22	W 30- 9	Houston	71,168
09/29	L 20-23	at Buffalo	68,296
10/06	W 26-23	at Miami	68,342
10/13	L 17-19	Green Bay	71,319
10/20	L 16-19	at Pittsburgh	62,295
11/03	L 18-24	at Cleveland	71,513
11/10	W 20-17 OT	Cincinnati	70,992
11/17	L 20-23 OT	at Chicago	62,367
11/24	W 19- 3	New York Jets	71,148
11/28	W 22-20	Pittsburgh	71,005
12/08	W 29-26	Minnesota	70,921
12/16	W 18-16	at Detroit	64,742
12/22	L 7-41	New England	71,433
12/29	L 17-34	at Cincinnati	62,406

	Balt.	Opp.
TOTAL FIRST DOWNS	295	284
Rushing	68	79
Passing	189	176
Penalty	38	29
3rd Down: Made/Att	92/253	78/233
3rd Down Pct.	36.4	33.5
4th Down: Made/Att	6/16	8/14
4th Down Pct.	37.5	57.1
POSSESSION AVG.	29:51	30:09
TOTAL NET YARDS	4918	5368
Avg. Per Game	307.4	335.5
Total Plays	1090	1032
Avg. Per Play	4.5	5.2
NET YARDS RUSHING	1328	1687
Avg. Per Game	83.0	105.4
Total Rushes	423	440
NET YARDS PASSING	3590	3681
Avg. Per Game	224.4	230.1
Sacked/Yards Lost	48/324	40/257
Gross Yards	3914	3938
Att./Completions	619/363	552/314
Completion Pct.	58.6	56.9
Had Intercepted	23	16
PUNTS/AVERAGE	91/45.5	98/45.8
NET PUNTING AVG.	91/38.9	98/37.5
PENALTIES/YARDS	112/942	126/1196
FUMBLES/BALL LOST	15/6	21/8
TOUCHDOWNS	29	37
Rushing	7	7
Passing	19	25
Returns	3	5

* SCORE BY PERIODS	Q1	Q2	Q3	Q4	OT	PTS
TEAM	59	79	64	115	3	320
OPPONENTS	63	89	63	134	3	352

* SCORING	TD	Ru	Pa	Rt	K-PAT	FG	S	PTS
Tucker	0	0	0	0	26/26	38/41	0	140
M. Brown	7	0	7	0			0	44
Rice	4	4	0	0			0	26
T. Smith	4	0	4	0			0	26
Clark	3	0	3	0			0	18
J. Jones	3	0	2	1			0	18
Pierce	2	2	0	0			0	12
Dickson	1	0	1	0			0	6
Doss	1	0	0	1			0	6
Flacco	1	1	0	0			0	6
Leach	1	0	1	0			0	6
Pitta	1	0	1	0			0	6
D. Smith	1	0	0	1			0	6
TEAM	29	7	19	3	26/26	38/41	0	320
OPPONENTS	37	7	25	5	34/34	32/35	0	352

2-Pt Conv: M. Brown, Rice, T. Smith, **TM 3-3**,
OPP 0-3
SACKS: Suggs 10, Dumervil 9.5, D. Smith 5, A. Jones 4, Canty 2, McPhee 2, Tyson 2, Ngata 1.5, Upshaw 1.5, Graham 1, B. Williams 1, A. Brown 0.5, **TM 40**, **OPP 48**
FUM/LOST: Flacco 8/2, Gradkowski 2/1, Rice 2/2, Doss 1/1, Leach 1/0, T. Smith 1/0

* RUSHING	No.	Yds	Avg	Long	TD
Rice	214	660	3.1	47	4
Pierce	152	436	2.9	28	2
Flacco	27	131	4.9	22	1
Taylor	8	64	8.0	25	0
Leach	11	23	2.1	6	0
Scott LG	4	14	3.5	9	0
Scott TM	4	14	3.5	9	0
Draughn	4	2	0.5	3	0
J. Jones	2	0	0.0	4	0
M. Brown	1	-2	-2.0	-2	0
TEAM	423	1328	3.1	47	7
OPPONENTS	440	1687	3.8	43	7

* RECEIVING	No.	Yds	Avg	Long	TD
T. Smith	65	1128	17.4	74	4
Rice	58	321	5.5	22	0
M. Brown	49	524	10.7	59	7
J. Jones	37	455	12.3	66t	2
Clark	31	343	11.1	45	3
Dickson	25	273	10.9	43	1
Pitta	20	169	8.5	18	1
Pierce	20	104	5.2	15	0
Doss	19	305	16.1	63	0
Stokley	13	115	8.8	18	0
Leach	11	47	4.3	12	1
D. Thompson	10	96	9.6	33	0
Bajema	2	18	9.0	18	0
Scott LG	2	10	5.0	8	0
Scott TM	2	10	5.0	8	0
Taylor	1	6	6.0	6	0
TEAM	363	3914	10.8	74	19
OPPONENTS	314	3938	12.5	79t	25

* INTERCEPTIONS	No.	Yds	Avg	Long	TD
Graham	4	28	7.0	28	0
Ihedigbo	3	54	18.0	37	0
D. Smith	3	41	13.7	37t	1
Webb	2	19	9.5	19	0
J. Smith	2	0	0.0	0	0
Elam	1	18	18.0	18	0
Tyson	1	0	0.0	0	0
TEAM	16	160	10.0	37t	1
OPPONENTS	23	219	9.5	74t	4

* PUNTING	No.	Yds	Avg	Net	TB	In	Lg	B
Koch	90	4138	46.0	38.9	9	27	69	1
TEAM	91	4138	45.5	38.9	9	27	69	1
OPPONENTS	98	4484	45.8	37.5	10	34	67	0

* PUNT RETURNS	Ret	FC	Yds	Avg	Long	TD
Doss	23	7	359	15.6	82t	1
J. Jones	19	2	237	12.5	37	0
Webb	1	7	13	13.0	13	0
TEAM	43	16	609	14.2	82t	1
OPPONENTS	46	14	419	9.1	27	0

* KICKOFF RETURNS	No.	Yds	Avg	Long	TD
J. Jones	31	892	28.8	77t	1
D. Thompson	7	201	28.7	47	0
Draughn	2	53	26.5	31	0
Juszczczyk	2	17	8.5	9	0
Dickson	1	0	0.0	0	0
Leach	1	0	0.0	0	0
TEAM	44	1163	26.4	77t	1
OPPONENTS	38	873	23.0	44	0

* FIELD GOALS	1-19	20-29	30-39	40-49	50+
Tucker	0/0	10/10	12/13	10/11	6/7
TEAM	0/0	10/10	12/13	10/11	6/7
OPPONENTS	0/0	11/11	10/10	9/11	2/3
Tucker:	(25G, 30G) (50N, 44N) (28G, 45G, 43G) (35G, 24G) (42G, 50G, 25G, 44G) (23G) (46G, 38G, 32G) (51G) (36G, 46G) (52G, 21G) (30G, 26G, 33G, 53G) (43G, 34G, 38G, 45G, 48G) () (29G, 24G, 32G, 49G, 53G, 61G) (37N) (38G, 22G, 34G)				
OPP:	() (21G, 51G) (27G, 29G, 47G) (27G, 27G, 22G) (37G, 25G, 48G, 57N) (45G, 44N, 31G, 50G, 31G) (34G, 28G, 38G, 42G) (22G) (42N, 32G) (20G, 46G, 38G) (27G) () (39G, 40G) (40G) (45G, 42G) (39G, 38G)				

* PASSING	Att	Cmp	Yds	Cmp%	Yds/Att	TD	TD%	Int	Int%	Long	Sack/Lost	Rating
Flacco	614	362	3912	59.0	6.37	19	3.1	22	3.6	74	48/324	73.1
Taylor	5	1	2	20.0	0.40	0	0.0	1	20.0	2	0/0	0.0
TEAM	619	363	3914	58.6	6.32	19	3.1	23	3.7	74	48/324	72.0
OPPONENTS	552	314	3938	56.9	7.13	25	4.5	16	2.9	79t	40/257	82.2

2013 RAVENS DEFENSIVE STATS

from Press Box Stats

Name	Total	Solo	Assists	Sacks	Yds.	INT	Yds.	PD	FF	FR
Smith, Daryl	123	57	66	5	43.5	3	41	19	2	0
Ihedigbo, James	99	62	37	0	0	3	54	11	2	1
Suggs, Terrell	80	47	33	10	48	0	0	0	0	1
Elam, Matt	76	53	23	0	0	1	18	3	0	2
Webb, Lardarius	74	63	11	0	0	2	19	22	0	0
Graham, Corey	68	51	17	1	0	4	28	12	1	0
Smith, Jimmy	58	49	9	0	0	2	0	16	2	0
Jones, Arthur	53	28	25	4	27	0	0	0	0	0
Ngata, Haloti	52	23	29	1.5	12	0	0	3	0	0
McClain, Jameel	50	27	23	0	0	0	0	0	1	0
Bynes, Josh	41	19	22	0	0	0	0	3	0	0
Dumervil, Elvis	31	18	13	9.5	64	0	0	3	2	0
Canty, Chris	30	20	10	2	22	0	0	4	2	0
Upshaw, Courtney	29	18	11	1.5	13	0	0	2	0	0
McPhee, Pernell	21	13	8	2	13	0	0	1	1	0
Cody, Terrence	15	7	8	0	0	0	0	0	0	0
Brown, Arthur	12	8	4	0.5	4.5	0	0	0	1	0
Spears, Marcus	10	5	5	0	0	0	0	0	0	0
Tyson, DeAngelo	10	9	1	2	5	1	0	1	0	0
Williams, Brandon	6	3	3	1	5	0	0	0	0	1
Huff, Michael	4	3	1	0	0	0	0	0	0	0
Brown, Chykie	2	1	1	0	0	0	0	1	0	0
Miles, Jeromy	1	1	0	0	0	0	0	0	0	0
Totals	945	585	360	40	257	16	160	101	14	5

*Daryl Smith returned an INT 37 yards for a TD vs. Hou. (9/22)

2013 RAVENS SPECIAL TEAMS STATS

from Press Box Stats

Name	Total	Solo	Assists	FF	FR	Blocked Kicks
McClellan, Albert	12	12	0	0	0	0
Levine, Anthony	11	10	1	0	0	0
Brown, Chykie	8	7	1	0	0	0
Miles, Jeromy	8	8	0	0	0	0
Trawick, Brynden	8	8	0	0	0	0
Graham, Corey	5	4	1	0	0	0
Juszczyk, Kyle	5	3	2	0	1	0
Bynes, Josh	4	3	1	0	0	0
Simon, John	4	4	0	0	0	0
Brown, Arthur	3	3	0	0	0	0
Dickson, Ed	3	2	1	0	0	0
Bajema, Billy	2	2	0	0	0	0
Cox, Morgan	2	2	0	0	1	0
Huff, Michael	2	2	0	0	0	0
Ihedigbo, James	2	1	1	0	1	0
McClain, Jameel	2	2	0	0	0	0
Doss, Tandon	1	1	0	0	0	0
Elam, Matt	1	1	0	0	0	0
Koch, Sam	1	1	0	0	0	0
Upshaw, Courtney	1	1	0	0	0	0
Totals	85	77	8	0	3	0

2013 SINGLE-GAME BESTS

Tackles:	17	by Terrell Suggs at Buf. (9/29)
Sacks:	3	by Elvis Dumervil vs. Cin. (11/10) & Terrell Suggs at Mia. (10/6)
Tackles For Loss:	3	by Terrell Suggs at Mia. (10/6) & Corey Graham at Buf. (9/29)
Interceptions:	2	by Corey Graham vs. NYJ (11/24) & James Ihedigbo vs. Cin. (11/10)
Passes Defensed:	6	by Lardarius Webb vs. Cin. (11/10)
Forced Fumbles:	2	by Elvis Dumervil vs. GB (10/13) & Chris Canty at Buf. (9/29)
Fumble Recoveries:	1	by four different players
Special Teams Tackles:	3	by Anthony Levine vs. NYJ (11/24), at Det. (12/16) & Corey Graham at Cle. (11/3)