




SUPER BOWL XLVII

**TEAM
CHAMPIONS**

BALTIMORE 2012 FOOTBALL

RAVENS WINNING WAYS



BEST POSTSEASON MARK

POSTSEASON WINNING PERCENTAGE
(Since 1970 AFL/NFL Merger)

Rk.	Team	Record	Pct.
1.	Baltimore Ravens**	14-7	.667
2.	New York Giants****	20-11	.645
3.	Pittsburgh Steelers*****	33-20	.623
4.	San Francisco 49ers*****	28-18	.609
5.	Dallas Cowboys****	32-21	.604

* Number of Super Bowl Titles

JOHN HARBAUGH ERA

(SINCE 2008)

PLAYOFF BERTHS

1. Baltimore Ravens 5
2. Atlanta Falcons 4
- Green Bay Packers 4
- Indianapolis Colts 4
- New England Patriots . . . 4

TOTAL WINS

1. Baltimore Ravens 63
- New England Patriots . . 63
- Green Bay Packers 58
- Pittsburgh Steelers 58
- Atlanta Falcons 57

PLAYOFF WINS

1. Baltimore Ravens 9
- Green Bay Packers 5
- Pittsburgh Steelers 5
- Arizona, New Orleans . . . 4
- NY Giants, NY Jets 4

PLAYOFF GAMES

1. Baltimore Ravens 13
- Green Bay Packers 8
- New England Patriots . . . 7
- Pittsburgh Steelers 7
- Four Teams 6

AFC TITLE GAMES

1. Baltimore Ravens 3
- New England Patriots . . . 2
- New York Jets 2
- Pittsburgh Steelers 2
- Indianapolis Colts 1

PLAYOFF ROAD WINS

1. Baltimore Ravens 6
- New York Jets 4
- Green Bay Packers 3
- New York Giants 2
- Philadelphia Eagles 2

REG. SEASON WIN %

1. New England Patriots . . .750
- Atlanta Falcons700
3. Baltimore Ravens675
- Green Bay Packers663
- Pittsburgh Steelers663

REG. SEASON WINS

1. New England Patriots . . .60
- Atlanta Falcons 56
3. Baltimore Ravens54
- Green Bay Packers53
- Pittsburgh Steelers53

NFL'S WINNINGEST FRANCHISES SINCE 2000

REG. SEASON WIN %

1. New England Patriots . . .726
- Indianapolis Colts663
- Pittsburgh Steelers651
- Green Bay Packers630
5. Baltimore Ravens606
- Philadelphia Eagles . . .603

SUPER BOWL BERTHS

1. New England Patriots . . . 5
- New York Giants 3
- Pittsburgh Steelers 3
4. Baltimore Ravens 2
- Indianapolis Colts 2
- 11 Teams 1

SUPER BOWL TITLES

1. New England Patriots . . . 3
2. Baltimore Ravens 2
- New York Giants 2
- Pittsburgh Steelers 2
- Green Bay, Indianapolis . . 1
- New Orleans, Tampa Bay . . 1

CONF. TITLE GAMES

1. New England Patriots . . . 7
- Philadelphia Eagles 5
- Pittsburgh Steelers 5
4. Baltimore Ravens 4
- Indianapolis Colts 3
- New York Giants 3

WINNING SEASONS

1. New England Patriots . . 12
- Indianapolis Colts 11
3. Baltimore Ravens 10
- Green Bay Packers 10
- Pittsburgh Steelers 10

PLAYOFF BERTHS

1. Indianapolis Colts 11
- New England Patriots . . 10
3. Baltimore Ravens 9
- Green Bay Packers 9
- Philadelphia Eagles 9

PLAYOFF GAMES

1. New England Patriots . . 24
2. Baltimore Ravens 21
- Indianapolis Colts 19
- Philadelphia Eagles 19
5. Pittsburgh Steelers 18

PLAYOFF WINS

1. New England Patriots . . 17
2. Baltimore Ravens 14
- Pittsburgh Steelers 12
- New York Giants 10
- Philadelphia Eagles 10

CHAMPIONS: SUPER BOWL XXXV AND SUPER BOWL XLVII

The Baltimore Ravens are one of four franchises (New England, NY Giants and Pittsburgh) to win multiple Super Bowls since the year 2000. Baltimore is the only NFL team to play in multiple Super Bowls and win each game, capturing World Championships during the 2012 and 2000 seasons.



BALTIMORE RAVENS PRESS RELEASE

UNDER ARMOUR PERFORMANCE CENTER | 1 WINNING DRIVE | OWINGS MILLS, MD 21117 | PH: 410-701-4000

BALTIMORE RAVENS 2012 SEASON REVIEW & INFORMATION

SUPER BOWL XLVII CHAMPIONS • 14-6 OVERALL RECORD • FIFTH-STRAIGHT PLAYOFF BERTH

SEASON OVERVIEW

Capturing the franchise's second World Championship with a victory in Super Bowl XLVII, the 2012 Baltimore Ravens finished with a 10-6 record (14-6 overall) en route to earning their fifth-straight playoff berth and second-consecutive AFC North title. Under head coach **John Harbaugh**, Baltimore is the only NFL team to make the playoffs in each of the past five seasons – with the Ravens also winning at least one playoff game in each. The Ravens, who have made the playoffs in six of the past seven seasons, seized the franchise's fourth-ever division title with a 4-2 mark in AFC North play and an 8-4 overall conference record. Under Harbaugh, Baltimore has registered at least 10 wins in four of five regular seasons, with the Ravens tying New England for NFL's most total victories (63, including playoffs) since his 2008 Baltimore arrival.

OFFENSE

- The Ravens set a single-season franchise record by scoring 398 points, averaging the NFL's 10th-most points per game (24.9). Baltimore scored a team-record 254 points at home, producing the NFL's fourth-best home scoring average of 31.8 ppg.
- Baltimore surrendered just 16 give-aways, setting a franchise single-season record low and tying (GB, NE and SF) for the NFL's second-fewest turnovers (Was. was first with 14).
- Baltimore produced 72 offensive plays of 20-or-more yards in 2012, setting a franchise record and ranking third in the NFL.
- **QB Joe Flacco** threw for a career-high 3,817 yards, 22 TDs (second most of his career) and just 10 INTs (tying a career low). With five 300-yard passing games, Flacco tied (Vinny Testaverde, 1996) for the most such single-season contests in team history. Flacco also completed 40 passes of 25-plus yards, tying Peyton Manning for second in the NFL.
- Earning his third Pro Bowl invite, **RB Ray Rice** totaled 1,621 yards from scrimmage (1,143 rushing and 478 receiving), the NFL's ninth most. It marked Rice's fourth-straight season with at least 1,600 yards from scrimmage, and he also added 10 total TDs. Rice ranked second in the NFL in catches (61) and fourth in receiving yards (478) by a RB.

DEFENSE


- Depleted by injuries most of the season, Baltimore's "D" allowed 350.9 yards per game, ranking 17th in the NFL. But as the year progressed, so too did the unit. Over the final six games (since Week 12), Baltimore allowed the NFL's fourth-fewest yards per game, yielding 299.0 ypg.
- Led by Pro Bowl selections **S Ed Reed** and **DT Haloti Ngata**, Baltimore permitted 21.5 points per game, tying (NYG) for the NFL's 12th-best mark. The Ravens' red zone defense was stout, surrendering a 43.4% TD mark inside the 20 – the NFL's second-best figure.
- Reed and **CB Cary Williams** led the team with 4 INTs each, while **OLB Paul Kruger** posted a team-best and career-high 9 sacks. Reed, who became the NFL's all-time leader in INT return yards (1,541), has 61 career picks, the most among active players and 10th best all time.

SPECIAL TEAMS

- These units were spectacular. In addition to posting a league-best (tied, Darius Reynaud) 3 kick return TDs (108- & 105-yard KORs and 63-yard PR), Pro Bowl **RS Jacoby Jones** led the NFL in KOR average (30.7).
- Rookie **K Justin Tucker** made 30 of 33 FGAs (90.9%), producing the second-best success rate in Ravens single-season history and also the second-best mark by a rookie kicker in NFL history.
- **P Sam Koch** set Ravens single-season punting records with a 41.7 gross average and a 40.8 net average, shattering previous career bests.

FIVE STRAIGHT

The Ravens are the only team to earn a playoff berth in each of the last five seasons (2008-12), also winning at least one game in each.



MOST NFL PLAYOFF BERTHS / PAST FIVE SEASONS

Berths	Team	Seasons
5	Baltimore Ravens	2008-12
4	Atlanta Falcons	2008, 2010-12
4	Green Bay Packers	2009-12
4	Indianapolis Colts	2008-10, 2012
4	New England Patriots	2009-12

Playoffs Quick Hit: With a 9-4 playoff record under **John Harbaugh**, the Ravens have won the NFL's most postseason games since his 2008 Baltimore arrival.

SCHEDULE/RESULTS

Date	Opponent	Result	Score
Mon. Sept. 10	Cincinnati Bengals	W	44-13
Sun. Sept. 16	at Philadelphia Eagles	L	23-24
Sun. Sept. 23	New England Patriots	W	31-30
Thurs. Sept. 27	Cleveland Browns	W	23-16
Sun. Oct. 7	at Kansas City Chiefs	W	9-6
Sun. Oct. 14	Dallas Cowboys	W	31-29
Sun. Oct. 21	at Houston Texans	L	13-43
Sun. Nov. 4	at Cleveland Browns	W	25-15
Sun. Nov. 11	Oakland Raiders	W	55-20
Sun. Nov. 18	at Pittsburgh Steelers	W	13-10
Sun. Nov. 25	at San Diego Chargers	W	16-13 (OT)
Sun. Dec. 2	Pittsburgh Steelers	L	20-23
Sun. Dec. 9	at Washington Redskins	L	28-31 (OT)
Sun. Dec. 16	Denver Broncos	L	17-34
Sun. Dec. 23	New York Giants	W	33-14
Sun. Dec. 30	at Cincinnati Bengals	L	17-23
Sun. Jan. 6	Indianapolis Colts (WC)	W	24-9
Sat. Jan. 12	at Denver Broncos (Div.)	W	38-35 (2OT)
Sun. Jan. 20	at New England Patriots (AFC)	W	28-13
Sun. Feb. 3	at San Francisco 49ers (SB XLVII)	W	34-31

PLAYOFFS

- The Ravens produced one of the most electrifying postseasons in NFL history. Averaging 410.3 yards of offense (134.8 rush & 275.5 pass), Baltimore scored 31.0 points per game while allowing just 22.0.
- Super Bowl MVP **QB Joe Flacco** threw 11 TDs and 0 INTs to tally a 117.2 passer rating, averaging 285.0 yards per game. **WR Anquan Boldin** recorded 22 catches for 380 yards and 4 TDs, while **WR Jacoby Jones** posted a 29.4 receiving average (5 for 147), catching TDs of 70 and 56 yards. (Jones also had a 108-yard KOR-TD in the Super Bowl.)
- The Ravens' defense registered 10 take-aways (6 INTs and 4 FRs), helping produce a +6 overall turnover differential. The unit also posted 9 sacks in four playoff games, including 4.5 by **OLB Paul Kruger**.

PLAYOFF HIGHLIGHTS

FLACCO SUPER BOWL MVP

Super Bowl XLVII MVP **QB Joe Flacco** was masterful during the Ravens' 2012 playoff run, completing 73 of 126 passes for 1,140 yards, 11 TDs and 0 INTs to produce a 117.2 passer rating. Flacco joined Hall of Fame QB Joe Montana (1989) as the only players to produce 11 TDs and 0 INTs during an NFL postseason.

JOE FLACCO STATISTICS / 2012 PLAYOFFS (Game-By-Game Totals)

Game (Opp./Rd.)	Cmp-Att	Pct.	Yards	TD	INT	Rate
1/06/13 vs. Ind. (WC)	12-23	52.2	282	2	0	125.6
1/12/13 at Den. (Div.)	18-34	52.9	331	3	0	116.2
1/20/13 at NE (AFC)	21-36	58.3	240	3	0	106.3
2/03/13 at SF (SB)	22-33	66.6	287	3	0	124.2
Totals (Record: 4-0)	73-126	57.9	1,140	11	0	117.2

Flacco Quick Hits:

- In his final six games of 2012 (including playoffs and dating back to 12/23 of the regular season), Flacco was 102-of-170 for 1,483 yards, 13 TDs and 0 INTs, producing a 113.9 passer rating.
- To close out the season, Flacco did not throw an INT (since 12/16/12 vs. Denver), compiling a streak of 195 passes without a pick.
- Flacco, Joe Montana (1989) and Kurt Warner (2008) are the only QBs in NFL history to throw 11 TDs in a single postseason. Neither Flacco nor Montana threw an INT in their postseasons.

PASSING YARDS

(Single-Season Playoff History)

1. Eli Manning (2011) ... 1,219
2. Kurt Warner (2008) ... 1,147
3. **Joe Flacco (2012)** ... **1,140**

PASSING TOUCHDOWNS

(Single-Season Playoff History)

1. **Joe Flacco (2012)** ... **11**
- Joe Montana (1989) ... 11
- Kurt Warner (2008) ... 11

PASSING FIRST DOWNS (Single-Season Playoff History)

1. Eli Manning (2011) ... 61
 2. Peyton Manning (2006) ... 55
 3. **Joe Flacco (2012)** ... **53**
- Aaron Rodgers (2010) ... 53

PASSER RATING (Min. 80 Att.) (Single-Season Playoff History)

1. Joe Montana (1989) ... 146.4
 2. Troy Aikman (1992) ... 126.4
 3. **Joe Flacco (2012)** ... **117.2**
- Steve Young (1994) ... 117.2

BOLDIN IS A BEAST

Ravens **WR Anquan Boldin** posted 22 catches for 380 yards and 4 TDs during the 2012 postseason, averaging 17.3 yards per catch and 95.0 yards per game. Boldin's 380 yards rank seventh in NFL single-season playoff history, while his 22 catches tie four other players for the sixth-best postseason mark.

ANQUAN BOLDIN'S PLAYOFF PRODUCTION (2012 Playoffs)

Date/Game	Rec.	Yards	Avg.	TD	1st
1/06/13 vs. Ind. (WC)	5	145	29.0	1	5
1/12/13 at Den. (Div.)	6	71	11.8	0	5
1/20/13 at NE (AFC)	5	60	12.0	2	4
2/03/13 at SF (SB)	6	104	17.3	1	5
Totals	22	380	17.3	4	19

Boldin Quick Hit:

- Since becoming a Raven in 2010, Boldin has totaled the NFL's most playoff receiving yards (616) and the most receiving TDs (6) in three years of postseason play. Boldin is the Ravens' all-time playoff receiving leader.
- Boldin caught 6 passes for 104 yards and 1 TD in Super Bowl XLVII, marking the 38th 100-yard performance in Super Bowl history.

REVVED-UP OFFENSE

Under the direction of **Jim Caldwell**, who was elevated to offensive coordinator prior to the Ravens' Dec. 16 game vs. Denver, Baltimore averaged 400.6 yards of offense per contest (146.4 rushing and 254.1 passing) and 27.3 points per game.

RAVENS OFFENSIVE OUTPUT UNDER JIM CALDWELL (Final Seven Games of 2012)

Date/Game	Points	Total Yards	Rush Yards	Pass Yards
12/16/12 vs. Den.	17	278	56	222
12/23/12 vs. NYG	33	533	224	309
12/30/12 at Cin.	17	352	206	146
1/06/13 vs. Ind. (WC)	24	439	170	269
1/12/13 at Den. (Div.)	38	479	155	324
1/20/13 at NE (AFC)	28	356	121	235
2/03/13 at SF (SB)	34	367	93	274
Avg. Per Game	27.3	400.6	146.4	254.1

Playoff "O" Quick Hit:

- The Ravens averaged 410.3 yards of offense during the 2012 playoffs and scored 31.0 points per game.

LEWIS FINISHES STRONG

LB Ray Lewis, who missed the Ravens' final 10 regular season games (torn triceps), returned to action in the Wild Card win vs. Indianapolis. In Baltimore's four playoff games, Lewis had 51 total tackles (29 solo), ranking as the NFL's most in a single postseason dating back to the 2000 campaign, when he earned NFL Defensive Player of the Year and Super Bowl XXXV MVP honors.

MOST TOTAL TACKLES IN AN NFL POSTSEASON (Since 2000)

Player (Team)	Year	Games	Tackles
Ray Lewis (Bal.)	2012	4	51
Dan Morgan (Car.)	2003	4	45
Dannell Ellerbe (Bal.)	2012	4	32
Corey Graham (Bal.)	2012	4	32

Note: Totals based on press box figures.

PLAYOFF NUMBERS TO RAVE ABOUT

10

Turnovers the Ravens forced in the 2012 postseason (6 INTs and 4 fumbles), posting a +6 turnover ratio in four playoff games.

23

Offensive plays of 20-or-more yards by the Ravens during the 2012 playoffs. During the regular season, Baltimore posted a franchise-record 72 such plays, which ranked third in the NFL.

71.4

Red zone TD scoring percentage by the Ravens during the 2012 postseason, scoring TDs on 10 of 14 trips inside the 20. At one point, Baltimore scored a TD on 10-straight trips inside the red zone.

619

Combined yards (147 receiving and 472 returning) by **WR/RS Jacoby Jones** in the 2012 playoffs, averaging 154.7 yards per game. Jones set a Super Bowl record with his 290 combined yards against the 49ers, a mark that includes an NFL-record tying 108-yard KOR-TD.

REGULAR SEASON HIGHLIGHTS

OFFENSE EXPLODES

Baltimore produced 72 offensive plays of 20-or-more yards in 2012, setting a franchise record. Additionally, the Ravens threw 41 passes gaining at least 25 yards, a figure that ranks as the most in Ravens single-season history and second in the NFL.

"BIG-PLAY" BREAKDOWN / SEASON HIGHS (Ravens Franchise History)

TOTAL PLAYS GAINING 20+ YARDS			COMPLETIONS OF 25+ YARDS		
Rk.	Year	Plays	Rk.	Year	Comp.
1.	2012	72	1.	2012	41
2.	1996	62	2.	1996	36
3.	2009	60	3.	1999	31
4.	2011	57	4.	2011	29

BIG-PLAY "O"

The Ravens produced 72 plays of 20-or-more yards in 2012, ranking as the NFL's third most. Baltimore also had 62 passing plays of at least 20 yards, ranking fifth in the league.

BIG-PLAY PRODUCTION: PLAYS OF 20+ YARDS (2012 Season)

Rk.	Team	20+ Plays	20+ TDs	20+ Passes	20+ Pass TDs	20+ Runs	20+ Run TDs
1.	New Orleans	77	15	66	12	11	3
2.	Carolina	75	14	58	11	17	3
3.	Baltimore	72	12	62	11	10	1
4.	Denver	71	10	64	10	7	0
	Detroit	71	7	67	6	4	1
	San Francisco	71	13	54	10	17	3

T. SMITH A DEEP THREAT

WR **Torrey Smith** ranked fourth in the NFL with a 17.4 yards-per-catch average, posting a career-high 855 yards on 49 receptions. Smith also registered a team-high 8 receiving TDs for the Ravens.

NFL AVERAGE YARDS PER CATCH LEADERS (2012 Season)

Rk.	Player	Rec.	Yards	Avg.	LG	TD
1.	Vincent Jackson	72	1,384	19.2	95	8
2.	Cecil Shorts	55	979	17.8	80t	7
	Danario Alexander	37	658	17.8	80t	7
4.	Torrey Smith	49	855	17.4	54	8

FLACCO'S CAREER HIGHS

QB **Joe Flacco**, the Ravens' all-time leading passer, set a single-season career high in passing yards. Flacco compiled 3,817 yards, 22 TDs and 10 INTs on 317-of-531 passing in 2012, also connecting on 40 completions of 25-or-more yards, which set a Ravens' season record.

NFL PASS COMPLETIONS GAINING 25+ YARDS (2012 Season)

Rk.	Player	Comp.
1.	Drew Brees	47
2.	Joe Flacco	40
	Peyton Manning	40

RAVENS SINGLE-SEASON PASSING YARDS

Rk.	Player (Year)	Comp-Att	Pct.	Yards	TD	INT	Rate
1.	V. Testaverde ('96)	325-549	59.2	4,177	33	19	88.7
2.	Joe Flacco ('12)	317-531	59.7	3,817	22	10	87.8
3.	Joe Flacco ('10)	306-489	62.6	3,622	25	10	93.6
4.	Joe Flacco ('09)	315-499	63.1	3,613	21	12	88.9
5.	Joe Flacco ('11)	312-542	57.6	3,610	20	12	80.9

RAVENS SET TEAM RECORDS

The Ravens committed just 16 turnovers in 2012, producing a franchise single-season low. Baltimore also scored 398 points during the '12 campaign, setting another Ravens single-season record. Here's where Baltimore's 2012 figures ranked in team history.

MOST POINTS SCORED (Ravens Single-Season History)

Rk.	Year	Points
1.	2012	398
2.	2009	391
	2003	391
4.	2008	385
5.	2011	378

FEWEST TURNOVERS (Ravens Single-Season History)

Rk.	Year	TO
1.	2012	16
2.	2010	20
3.	2008	21
4.	2009	22
5.	2004/2006	23

NUMBERS TO RAVE ABOUT

7

TD catches by **TE Dennis Pitta**, tying (Todd Heap, 2005) for the the most by a Ravens' TE in single-season history. Pitta posted career highs of 61 catches and 669 receiving yards.

9

A career-best and team-high sacks by **OLB Paul Kruger**, 7.5 of which came in the Ravens' final eight games. Kruger added 42 tackles, 1 INT, 1 FF and 1 FR on the year.

27

Total road victories (including playoffs) by the Ravens during the **John Harbaugh** Era (since 2008), ranking as the NFL's most total road wins during this time.

47.1

Gross punting average by **P Sam Koch** this season, setting a Ravens' single-season record. Koch also set a team record by producing a 40.8-yard net average.

1,541

Career INT return yards by **S Ed Reed**, an NFL record he set in 2012. Reed has 61 picks in his 11 pro seasons, including 4 thefts for 78 return yards and 1 TD during the 2012 campaign.

RICE SHINES AGAIN

RB **Ray Rice** totaled 1,621 yards from scrimmage, the NFL's ninth most. He was one of three players to post 1,000 rushing yards and 400 receiving yards. Rice ranked second in the NFL in catches by a RB (61) and fourth in receiving yards (478). It marked Rice's fourth-straight season with at least 1,600 yards from scrimmage.

PLAYERS W/ 1,000 RUSHING YARDS & 400 RECEIVING YARDS (2012 Season)

Player	---Rush---	TD	---Rec.---	TD
	Att-Yds		Rec-Yds	
Doug Martin	319-1,454	11	49-472	1
C.J. Spiller	207-1,244	6	43-459	2
Ray Rice	257-1,143	9	61-478	1

Rice Quick Hit:

• Dating back to 2009, Rice owns an NFL-high 7,506 total yards from scrimmage (5,066 rushing & 2,440 receiving), including a league-best 39 games where he's gained 100-or-more total yards.

REGULAR SEASON HIGHLIGHTS

PILING UP POINTS AT HOME

The Ravens scored an average of 31.8 points per game at M&T Bank Stadium in 2012, ranking as the NFL's fourth-best mark among home teams. Baltimore set a franchise record for most points scored at home in a season, producing 254 in 2012. The Ravens surpassed the previous mark of 230 (from 2009).

POINTS PER GAME AT HOME (2012 Season)

Rk.	Team	Points	Points/Game
1.	New England Patriots	278	34.8
	New York Giants	278	34.8
3.	Denver Broncos	260	32.5
4.	Baltimore Ravens	254	31.8
5.	New Orleans Saints	246	30.8

RED ZONE FORCE

The Ravens' defense was stout in the red zone in 2012, with Baltimore's unit permitting a 43.4% TD efficiency mark, ranking as the NFL's second-best figure. The 2012 campaign marked the ninth-consecutive season that the Ravens have ranked in the NFL's Top 5 in red zone defense: 2004 (second), 2005 (fifth), 2006 (first), 2007 (third), 2008 (second), 2009 (fourth), 2010 (fifth), 2011 (first) and 2012 (second).

RED ZONE DEFENSE / TD PERCENTAGE (2012 Season)

Rk.	Team	RZ Drives	RZ TDs	RZ TD Pct.
1.	Miami Dolphins	54	23	42.6
2.	Baltimore Ravens	53	23	43.4
3.	Arizona Cardinals	45	20	44.4
4.	Seattle Seahawks	38	17	44.7
5.	Atlanta Falcons	42	19	45.2

PRO BOWLERS

The Ravens had six players named to the Pro Bowl for their 2012 season performances, ranking as the NFL's fourth most.

Players	Career Pro Bowls
S Ed Reed (starter)	9
DT Haloti Ngata	4
FB Vonta Leach (starter)	3
RB Ray Rice	3
G Marshal Yanda (starter)	2
RS Jacoby Jones (starter)	1



JONES ELECTRIFIES

WR/RS Jacoby Jones ranked first in the NFL by posting a Ravens' franchise-record 30.7-yard KOR average. Selected to his first Pro Bowl, he registered 2 KOR-TDs (108 yards and 105 yards) and was one of two players with 3 total return TDs (he added 1 PR).

NFL KICKOFF RETURN AVERAGE (2012 Season)

Rk.	Player	KOR	Yards	Avg.	Long	TD
1.	Jacoby Jones	38	1,167	30.7	108t	2
2.	Leon Washington	27	784	29.0	98t	1
3.	Joe McKnight	39	1,072	27.5	100t	1

COMBINED KICK RETURN TOUCHDOWNS (2012 Season)

Rk.	Player	Total TD	KOR	PR
1.	Jacoby Jones (Bal.)	3	2	1
	Darius Reynaud (Ten.)	3	1	2
3.	Trindon Holliday (Den.)	2	1	1
	Leodis McKelvin (Buf.)	2	0	2
	Michael Spurlock (SD)	2	1	1
	Marcus Thigpen (Mia.)	2	1	1

NFL Record: Jones became the only player in NFL history to have dual KOR-TDs of at least 105 yards in a career (108- & 105-yards).

NEXT MAN UP

Thirteen defensive starters – or players with significant starting experience – missed a total of 53 combined games during the regular season, while four offensive starters missed a combined 14 games.

DEFENSIVE STARTERS (2012 Games Missed)

Pos.	Player	Games Missed
LB	Ray Lewis	10
CB	Lardarius Webb*	10
OLB	Terrell Suggs	8
CB	Jimmy Smith	5
DE	Pernell McPhee	4
LB	Dannell Ellerbe	3
LB	Jameel McClain*	3
S	Bernard Pollard	3
LB	Albert McClellan	2
DT	Haloti Ngata	2
NT	Terrence Cody	1
NT	Ma'ake Kemoeatu	1
OLB	Paul Kruger	1

OFFENSIVE STARTERS (2012 Games Missed)

Pos.	Player	Games Missed
G/T	Jah Reid*	7
TE	Ed Dickson	4
G	Marshal Yanda	2
WR	Anquan Boldin	1

2

The number of defensive players who started all 16 games for the Ravens in 2012.
(**S Ed Reed & CB Cary Williams**).

* Injured Reserve Players

ROOKIE TUCKER'S SUPERB SEASON

Producing 132 points (third most in team history and eighth in the NFL), rookie **K Justin Tucker** made 30 of 33 FGAs to post a 90.9% success rate. That stands as the second-best mark in Ravens single-season history and also second by a rookie kicker in NFL history.

BEST FIELD GOAL PERCENTAGE (2012 NFL Season)

Rk.	Player (Team)	FGM-FGA	Pct.
1.	Kai Forbath (Was.)	17-18	94.4
2.	Dan Bailey (Dal.)	29-31	93.5
	Phil Dawson (Cle.)	29-31	93.5
4.	Blair Walsh (Min.)	35-38	92.1
5.	S. Janikowski (Oak.)	31-34	91.2
6.	Justin Tucker (Bal.)	30-33	90.9

BEST FIELD GOAL PERCENTAGE / ROOKIES (NFL History)

Rk.	Player (Year)	FGM-FGA	Pct.
1.	Blair Walsh (2012)	35-38	92.1
2.	Justin Tucker (2012)	30-33	90.9
3.	Alex Henery (2011)	24-27	88.9
4.	Dan Bailey (2011)	32-37	86.5
5.	Ryan Succop (2009)	25-29	86.2
	Kris Brown (1999)	25-29	86.2

BEST FIELD GOAL PERCENTAGE (Ravens Single-Season History)

Rk.	Player (Year)	FGM-FGA	Pct.
1.	Matt Stover (2006)	28-30	93.3
2.	Justin Tucker (2012)	30-33	90.9
3.	Matt Stover (2004)	29-32	90.6
4.	Matt Stover (2000)	35-39	89.7
	Billy Cundiff (2010)	26-29	89.7
6.	Matt Stover (2005)	30-34	88.2

RAVENS TEAM INFORMATION

2013 FIRST-ROUND DRAFT ORDER

Below is the 2013 NFL Draft first-round order. The first round will start on Thursday, April 25, with the second and third rounds on Friday, April 26, followed by rounds four through seven on Saturday, April 27.

Pick	Team	2012 Record	Win %	Schedule Strength
1.	Kansas City Chiefs	2-14	.125	.516
2.	Jacksonville Jaguars	2-14	.125	.539
3.	Oakland Raiders	4-12	.250	.469
4.	Philadelphia Eagles	4-12	.250	.508
5.	Detroit Lions	4-12	.250	.566
6.	Cleveland Browns	5-11	.313	.508
7.	Arizona Cardinals	5-11	.313	.559
8.	Buffalo Bills	6-10	.375	.480
9.	New York Jets	6-10	.375	.512
10.	Tennessee Titans	6-10	.375	.512
11.	San Diego Chargers	7-9	.438	.457
12.	Miami Dolphins	7-9	.438	.500
13.	Tampa Bay Buccaneers	7-9	.438	.502
14.	Carolina Panthers	7-9	.438	.516
15.	New Orleans Saints	7-9	.438	.521
16.	St. Louis Rams	7-8-1	.469	.539
17.	Pittsburgh Steelers	8-8	.500	.465
18.	Dallas Cowboys	8-8	.500	.523
19.	New York Giants	9-7	.563	.521
20.	Chicago Bears	10-6	.625	.512
21.	Cincinnati Bengals	10-6	.625	.438
22.	St. Louis Rams (from Was.)	7-8-1	.469	.539
23.	Minnesota Vikings	10-6	.625	.520
24.	Indianapolis Colts	11-5	.688	.441
25.	Seattle Seahawks	11-5	.688	.504
26.	Green Bay Packers	11-5	.688	.508
27.	Houston Texans	12-4	.750	.496
28.	Denver Broncos	13-3	.813	.457
29.	New England Patriots	12-4	.750	.496
30.	Atlanta Falcons	13-3	.813	.422
31.	San Francisco 49ers	11-4-1	.719	.504
32.	Baltimore Ravens	10-6	.625	.496

RAVENS 2013 OPPONENTS

HOME: Cincinnati Bengals, Cleveland Browns, Pittsburgh Steelers, Houston Texans, New England Patriots, New York Jets, Green Bay Packers, Minnesota Vikings

AWAY: Cincinnati Bengals, Cleveland Browns, Pittsburgh Steelers, Buffalo Bills, Denver Broncos, Miami Dolphins, Chicago Bears, Detroit Lions

Note: The Ravens will play seven games against 2012 playoff teams.

DIGITAL MEDIA PLATFORMS

BaltimoreRavens.com, the official website of the Baltimore Ravens, features unique and exclusive coverage of the team and provides visitors an inside look at the Ravens through articles, columns, interviews, videos, photos, team information and more. Mobile and social offerings also allow users the chance to connect with the team via multiple digital platforms. Find us at the following:

 www.baltimoreravens.com  m.baltimoreravens.com

 facebook.com/baltimoreravens  twitter.com/ravens

 instagram.com/ravens  pinterest.com/baltimoreravens

2012 AFC NORTH STANDINGS

Teams	W	L	T	Home	Road	Div.	Con.	PF	PA	Streak
Baltimore	10	6	0	6-2	4-4	4-2	8-4	398	344	Lost 1
Cincinnati	10	6	0	4-4	6-2	3-3	7-5	391	320	Won 3
Pittsburgh	8	8	0	5-3	3-5	3-3	5-7	336	314	Won 1
Cleveland	5	11	0	4-4	1-7	2-4	5-7	302	368	Lost 3

RAVENS FINAL NFL RANKINGS

OFFENSE

Category	Stats	Rank
Total Offense	352.5	16
Rush Offense	118.8	11
Pass Offense	233.7	15
Points Per Game	24.9	10
3rd-Down Off. %	36.9	20t
4th-Down Off. %	42.9	22
Red Zone Off. (TD%)	57.1	11

DEFENSE

Category	Stats	Rank
Total Defense	350.9	17
Rush Defense	122.8	20
Pass Defense	228.1	17
Points Per Game	21.5	12t
3rd-Down Def. %	35.8	7
4th-Down Def. %	50.0	17t
Red Zone Def. (TD%)	43.4	2

TEAM

Category	Stats	Rank
Turnover Ratio	+9	8t
Penalties	121	31
Penalty Yards	1,127	32

2012 RAVENS HONORS

QB JOE FLACCO

- Super Bowl XLVII MVP
- USA Today All-Joe Team
- AFC Offensive Player of the Week (Week 1)
- FedEx Air NFL Player of the Week (Week 3)
- FedEx Air NFL Player of the Week (Week 10)

WR/RS JACOBY JONES

- Pro Bowl (starter) - 1st Invite
- AP 2012 First-Team All-Pro
- PFW/PFWA 2012 First-Team All-Pro
- Sports Illustrated (Peter King) 2012 All-Pro Team
- AFC Special Teams Player of the Month (November)
- AFC Special Teams Player of the Week (Week 6)

FB VONTA LEACH

- Pro Bowl (starter) - 3rd Invite
- AP 2012 First-Team All-Pro

DT HALOTI NGATA

- Pro Bowl - 4th Invite
- AP 2012 Second-Team All-Pro

S BERNARD POLLARD

- USA Today All-Joe Team

S ED REED

- Pro Bowl (starter) - 9th Invite

RB RAY RICE

- Pro Bowl - 3rd Invite
- AFC Offensive Player of the Week (Week 16)
- GMC Never Say Never Moment of the Week (Week 12)
- NFL Play of the Year (4th & 29 conversion at SD)

WR TORREY SMITH

- GMC Never Say Never Moment of the Week (Week 3)
- GMC Never Say Never Moment of the Year

K JUSTIN TUCKER

- USA Today All-Joe Team

G MARSHAL YANDA

- Pro Bowl (starter) - 2nd Invite
- Sports Illustrated (Peter King) 2012 All-Pro Team
- PFW/PFWA 2012 First-Team All-Pro
- AP 2012 Second-Team All-Pro

PLAYOFF HISTORY / NOTES

FIVE BERTHS, NINE WINS



The Ravens clinched their fifth-straight playoff berth in 2012. In doing so, head coach **John Harbaugh** became just the third coach in NFL history (since 1970 merger) to guide his team to the postseason in each of his first five seasons (2008-12), joining Bill Cowher and Chuck Knox. "Harbs" is the only head coach in NFL history to win a playoff game in each of his first four and five seasons.

CONSECUTIVE PLAYOFF BERTHS TO BEGIN A COACHING CAREER (Since 1970 Merger)

Coach (Team)	Berths	Seasons
Bill Cowher (Steelers)	6	1992-97
John Harbaugh (Ravens)	5	2008-12
Chuck Knox (L.A. Rams)	5	1973-77

Harbaugh Playoff Quick Hits:

- Harbaugh (2008, 2011, 2012) is the first head coach in NFL history (since 1970 merger) to reach three conference title games in his first five seasons. Cowher (1994-95) and Knox (1974 & 1976) each reached two conference title games in their initial five seasons. Of this group, only Harbaugh won a Super Bowl in his first five seasons.
- Harbaugh's Ravens are 9-4 in postseason play, with the Ravens owning the NFL's most playoff wins since his 2008 Baltimore arrival.

PLAYOFF PERFORMERS

The Ravens have earned nine postseason berths – including an NFL-best five straight – in their 16-year history (2012, 2011, 2010, 2009, 2008, 2006, 2003, 2001, 2000). Baltimore's nine berths since 2000 rank third most in the AFC and tie for third in the NFL.

MOST NFL PLAYOFF BERTHS (2000-12)

AFC	NFC
11 - Indianapolis	9 - GB/Phi.
10 - New England	8 - Seattle
9 - Baltimore	7 - NY Giants
8 - Pittsburgh	6 - Atlanta
6 - Den., NYJ	5 - TB, Min., NO, SF
5 - SD, Ten.	4 - Dal., STL

- The Ravens have earned five-straight playoff berths (2008-12), making them the only NFL team to accomplish the feat.

PLAYOFF HISTORY

The Ravens are 14-7 in playoff history, 3-2 at home, 9-5 on the road and 2-0 at a neutral site (Super Bowl XXXV in Tampa and Super Bowl XLVII in New Orleans).

Date	Game/Opponent	Winner/Result
12/31/00	Wild Card vs. Denver	Ravens, 21-3
01/07/01	Divisional at Tennessee	Ravens, 24-10
01/14/01	AFC Championship at Oakland	Ravens, 16-3
01/28/01	Super Bowl XXXV vs. NY Giants	Ravens, 34-7
01/13/02	Wild Card at Miami	Ravens, 20-3
01/20/02	Divisional at Pittsburgh	Steelers, 27-10
01/03/04	Wild Card vs. Tennessee	Titans, 20-17
01/13/07	Divisional vs. Indianapolis	Colts, 15-6
01/04/09	Wild Card at Miami	Ravens, 27-9
01/10/09	Divisional at Tennessee	Ravens, 13-10
01/18/09	AFC Championship at Pittsburgh	Steelers, 23-14
01/10/10	Wild Card at New England	Ravens, 33-14
01/16/10	Divisional at Indianapolis	Colts, 20-3
01/09/11	Wild Card at Kansas City	Ravens, 30-7
01/15/11	Divisional at Pittsburgh	Steelers, 31-24
01/15/12	Divisional vs. Houston	Ravens, 20-13
01/22/12	AFC Championship at New England	Patriots, 23-20
01/06/13	Wild Card vs. Indianapolis	Ravens, 24-9
01/12/13	Divisional at Denver	Ravens, 38-35 (2OT)
01/20/13	AFC Championship at New England	Ravens, 28-13
02/03/13	Super Bowl XLVII at San Francisco	Ravens, 34-31

SUPER BOWLS SINCE 2000

The Baltimore Ravens have won two Super Bowl titles during their 17-year history, capturing the Lombardi Trophy in 2000 and 2012. Baltimore is just one of four NFL franchises to win multiple World Championships since 2000.



MOST SUPER BOWL TITLES SINCE 2000 SEASON

Titles	Team	Seasons
3	New England Patriots	2001, 2003-04
2	Baltimore Ravens	2000, 2012
2	New York Giants	2007, 2011
2	Pittsburgh Steelers	2005, 2008

RAVENS PLAYOFF NOTES

The Ravens are the only NFL team to win a playoff game in each of the past five seasons – and the only NFL club to secure a postseason berth in each of the last five seasons (2008-12). Baltimore has also earned an NFL-best three conference title game berths since 2008.



MOST NFL PLAYOFF BERTHS / PAST FIVE SEASONS

Berths	Team
5	Baltimore Ravens
4	Atlanta, Green Bay, Indianapolis, New England

BEST PLAYOFF MARK

The Ravens own the best playoff winning percentage (.667) in NFL history (since 1970 AFL/NFL merger), compiling a 14-7 mark.

NFL POSTSEASON WINNING PERCENTAGE (Since 1970 Merger: Min. 10 Games)

Rk.	Team	Record	Pct.
1.	Baltimore Ravens**	14-7	.667
2.	New York Giants****	20-11	.645
3.	Pittsburgh Steelers*****	33-20	.623
4.	San Francisco 49ers*****	28-18	.609
5.	Dallas Cowboys*****	32-21	.604
6.	Carolina Panthers	6-4	.600
7.	Oakland Raiders***	22-15	.595
8.	New England Patriots***	23-16	.590

* Number of Super Bowl titles

BEHIND ENEMY LINES

The Ravens are 9-5 on the road all time in postseason play, posting the second-best road win percentage (.643) since the 1970 merger. The Ravens are 6-4 on the road during the **John Harbaugh** Era.

NFL POSTSEASON WINNING PCT. / ROAD GAMES (Since 1970 Merger: Min. 5 Games)

Rk.	Team	Record	Pct.
1.	Carolina Panthers	4-2	.667
2.	Baltimore Ravens	9-5	.643
3.	New York Giants	8-6	.571
4.	San Diego Chargers	4-5	.444
5.	Dallas Cowboys	9-12	.429
	New England Patriots	6-8	.429

PLAYOFF WINS (2008-12)

- 1. Baltimore Ravens 9**
- Green Bay Packers 5
- Pittsburgh Steelers 5

PLAYOFF ROAD WINS (2008-12)

- 1. Baltimore Ravens 6**
- New York Jets 4
- Green Bay Packers 3

PLAYOFF HISTORY / NOTES

TURNOVER TABLE

In their playoff history, the Ravens have dominated the turnover battle, registering a +25 mark in 21 games. Under **John Harbaugh**, the Ravens have forced an NFL-best 38 turnovers in 13 playoff games.

RAVENS PLAYOFF TURNOVER TABLE (All-Time Postseason Play)

Date	Game	+/-	Result
12/31/00	Wild Card vs. Denver	+1	W
01/07/01	Divisional at Tennessee	+1	W
01/14/01	AFC Championship at Oakland	+3	W
01/28/01	Super Bowl XXXV vs. NY Giants	+5	W
01/13/02	Wild Card at Miami	+2	W
01/20/02	Divisional at Pittsburgh	-3	L
01/03/04	Wild Card vs. Tennessee	+1	L
01/13/07	Divisional vs. Indianapolis	-2	L
01/04/09	Wild Card at Miami	+4	W
01/10/09	Divisional at Tennessee	+3	W
01/18/09	AFC Championship at Pittsburgh	-3	L
01/10/10	Wild Card at New England	+2	W
01/16/10	Divisional at Indianapolis	-3	L
01/09/11	Wild Card at Kansas City	+3	W
01/15/11	Divisional at Pittsburgh	-1	L
01/15/12	Divisional vs. Houston	+4	W
01/22/12	AFC Championship at New England	+2	L
01/06/13	Wild Card vs. Indianapolis	E	W
01/12/13	Divisional at Denver	+2	W
01/20/13	AFC Championship at New England	+3	W
02/03/13	Super Bowl XLVII vs. San Francisco	+1	W
Totals		+25	14-7

MOST TURNOVERS FORCED / POSTSEASON (Since 2008 / John Harbaugh Era)

Rk.	Team	TO	INT	Fum.	G
1.	Baltimore Ravens	38	23	15	13
2.	Green Bay Packers	17	11	6	8
3.	Arizona Cardinals	16	10	6	6

PLAYOFF NUMBERS TO RAVE ABOUT

2

Super Bowl championships by the Ravens during their 17-year existence, both of which have come since 2000.

9

Sacks during the 2012 playoffs by Baltimore, 4.5 of which were by **OLB Paul Kruger** (including 2 in Super Bowl XLVII).

19

Playoff games in which the Ravens have recorded at least 1 INT (of 21 all-time games). Baltimore has produced at least 1 pick in six-straight playoff games (11 INTs in those contests).

20.0

Combined yards per reception average for **WR Anquan Boldin** (17.3), **WR Torrey Smith** (21.2) and **WR Jacoby Jones** (29.4) during the 2012 playoffs. The trio combined to post 760 yards and 8 TDs on 38 catches.

+25

The Ravens' all-time postseason turnover ratio, ranking as the second-best mark in NFL playoff history (Dallas is +26).

124

Points by the Ravens during the 2012 postseason, ranking third most in NFL playoff history (SF had 131 in 1994 and also 126 in 1989).

STINGY DEFENSE

The Ravens have allowed 15.5 points per game in postseason play, the best playoff mark since the 1970 merger. Limiting the Colts to 9 points in the 2012 Wild Card win, it marked the ninth playoff game Baltimore has allowed 10-or-fewer points since 2000. Amazingly, no other team has more than four such games during this span.

NFL POSTSEASON SCORING DEFENSE (Since 1970 Merger / Min. Five Games)

Rk.	Team	G	Pts	Pts/Gm
1.	Baltimore Ravens	21	326	15.5
2.	Washington Redskins	34	554	16.3
3.	New York Giants	31	544	17.5

STOUT PLAYOFF "D"

In their 21 all-time playoff games, the Ravens have only allowed 192.5 passing yards and 96.3 rushing yards per contest. Baltimore's 288.8 net yards allowed per game since 2000 (minimum five games) rank as the NFL's third-best mark during this span.

TOTAL NET YARDS ALLOWED (Min. Five Games / Since 2000)

Rk.	Team	Total	Rushing	Passing
1.	Tampa Bay Bucs	259.6	90.0	169.6
2.	Tennessee Titans	278.0	67.6	210.4
3.	Baltimore Ravens	288.8	96.3	192.5

PLAYOFF PICKS

In 21 playoff games, the Ravens' "D" has forced 40 INTs, including 28 thefts in their last 15 postseason contests. Baltimore's 40 INTs rank as the most in NFL postseason play since 2000, while the 679 INT return yards also stand first.

NFL POSTSEASON INTs LEADERS (Since 2000)

Rk.	Team	INTs	Yards	TDs	Games
1.	Baltimore Ravens	40	679	5	21
2.	New England Patriots	29	454	5	24
3.	Indianapolis Colts	21	289	1	19

INTs Quick Hits:

- The Ravens had 6 INTs in the 2012 playoffs, 1 of which **CB Corey Graham** returned 39 yards for a TD in the Divisional Round at Denver.
- Under **John Harbaugh** (since 2008), the Ravens have posted an NFL-high 23 INTs during the postseason (GB is next best with 11 picks).

TOUGH VS. THE RUN


Baltimore has allowed only two 100-yard rushers in its playoff history, holding opposing RBs under the century mark in 19 of 21 contests. The Ravens have permitted just 96.3 rushing yards per contest in 21 playoff games, tying (Ten.) for the second-lowest playoff average since the 1970 merger (min. five games).

LOWEST POSTSEASON OPPONENT RUSHING YARDS (Since 1970 Merger / Min. Five Games)

Rk.	Team	G	Att.	Yards	YPG
1.	Pittsburgh Steelers	53	1,430	4,963	93.6
2.	Baltimore Ravens	21	580	2,022	96.3
	Tennessee Titans	28	732	2,695	96.3

PLAYOFF HISTORY / NOTES

FLACCO IS THE FIRST



Joe Flacco is the first starting QB in NFL history (since 1970 merger) to make the playoffs in each of his first five seasons. Also winning at least one playoff game in each of those postseasons, he's compiled nine playoff victories, which tie (Tom Brady) for the most among QBs in the first five seasons of a career.

MOST PLAYOFF WINS BY A STARTING QB / FIRST FIVE SEASONS (Since 1970 Merger)

Quarterback	Seasons	Playoff Wins/Record
Joe Flacco	2008-12	9-4
Tom Brady	2000-04	9-0
Ben Roethlisberger	2004-08	8-2
Troy Aikman	1989-93	6-1

Flacco Quick Hits:

- Including playoffs, Flacco has posted 63 total wins in his first five seasons, ranking as the NFL's most among all NFL QBs since 2008.
- Flacco has six career road wins in the playoffs (including two apiece in each of the 2008 and 2012 campaigns), ranking as the most in NFL postseason history (Eli Manning is next with five).
- In the Ravens' last eight playoff games (since the 2010 season), Flacco is 150-of-253 for 2,012 yards, 18 TDs and 2 INTs (105.0 rating).

SUGGS' PLAYOFF SIZZLE



OLB Terrell Suggs has posted 12 sacks in 15 career playoff games, including a team-high 5 during the 2010 playoffs. Dating back to 2008, Suggs' 12 QB drops rank first in NFL postseason play, while his 77 yards lost on those sacks also stand No. 1.

NFL POSTSEASON SACKS LEADERS (Since 2008)

Rk.	Player	Sacks	Yards
1.	Terrell Suggs (Bal.)	12.0	77.0
2.	LaMarr Woodley (Pit.)	9.0	48.0
3.	Clay Matthews (GB)	7.5	54.5

Suggs' 12 career playoff sacks tie (Reggie White) for the third most in NFL postseason history (since sacks became an official statistic in 1982). His sack yards (77) rank sixth.


NFL POSTSEASON SACKS LEADERS (NFL History)

Rk.	Player	Sacks	Yards
1.	Willie McGinest	16.0	113.5
2.	Bruce Smith	14.5	109.5
3.	Terrell Suggs	12.0	77.0
	Reggie White	12.0	70.0

Suggs Quick Hits:

- Suggs' 12 career playoff sacks rank first in Ravens franchise history. (Michael McCrary and **OLB Paul Kruger** are second with 6.)
- Suggs registered 2 sacks during the 2012 playoffs, both coming in the Divisional victory at Denver (1/12/13).
- In the 2010 Divisional game at Pittsburgh (1/15/11), Suggs produced a postseason career-high 3 sacks, including 1 FF that was recovered by DE Cory Redding and returned for a touchdown.

PLAYOFF BALL HAWK



S Ed Reed owns 9 INTs in 15 career playoff games, ranking as the most among active NFL players and tying (three different players) for the most all time. Reed's 168 return yards stand fourth all time, while he also has 50 tackles (43 solo) and 20 PD in postseason play.


POSTSEASON INTERCEPTION LEADERS (Active Players)

Rk.	Player	INTs	Yards	TDs	Games
1.	Ed Reed	9	168	1	15
2.	Asante Samuel	7	227	4	21
3.	Antoine Bethea	4	52	0	11
	Sam Shields	4	92	1	7

POSTSEASON INTERCEPTION LEADERS (NFL History)

Rk.	Player	INTs	Yards	TDs	Games
1.	Ed Reed	9	168	1	15
	Ronnie Lott	9	187	2	11
	Bill Simpson	9	149	1	6
	Charlie Waters	9	124	0	10
5.	Lester Hayes	8	107	2	8

RUSH OF SUCCESS



On the first play from scrimmage in 2009's Wild Card win at New England (1/10/10), **RB Ray Rice** ran for an 83-yard TD, the second-longest run in NFL postseason history. His jolt was the longest in Ravens playoff history, while he also tallied a Ravens' playoff-record 159 rushing yards and 2 TDs on 22 carries.

LONGEST POSTSEASON RUNS (Since 1970 Merger)

Rk.	Player	Date/Opp.	Rush Long
1.	Fred Taylor (Jax.)	1/15/00 vs. Mia.	90t
2.	Ray Rice (Bal.)	1/10/10 at NE	83t
3.	Charlie Garner (Oak.)	1/12/02 vs. NYJ	80t

RAVENS MOST RUSHING YARDS (Single-Game Playoff Highs)

Rk.	Player	Date/Opp.	Att.	Yds.	Avg.	TDs
1.	Ray Rice	1/10/10 at NE	22	159	7.2	2
2.	Ray Rice	1/12/13 at Den.	30	131	4.4	1
3.	Jamal Lewis	12/31/00 vs. Den.	30	110	3.7	2

Rice Playoff Quick Hit:

- Rice's 750 rushing yards in the playoffs (on 191 carries) rank as the NFL's most in postseason play since 2008. Rice has added 5 rushing TDs, which tie several players for first during this time.
- Rice had 84 carries for 306 yards and 2 TDs in four playoff games during the 2012 postseason, averaging 76.5 rushing yards per contest.

RAVENS CAREER PLAYOFF RUSHING

Rk.	Player (Games)	Att.	Yards	Avg.	LG	TDs
1.	Ray Rice (12)	191	750	3.9	83t	5
2.	Jamal Lewis (6)	130	426	3.3	27t	4
3.	Willis McGahee (7)	75	271	3.6	48	4

SUPER BOWL HISTORY / PLAYOFF NOTES

SUPER BOWL XXXV RECAP

Baltimore - 34, NY Giants - 7

Raymond James Stadium • Tampa, FL • Jan. 28, 2001

The Ravens won Super Bowl XXXV with a 34-7 victory over the New York Giants. The Ravens allowed the Giants just 152 total net yards (third fewest in Super Bowl history), and NY crossed midfield just twice. Baltimore's "D" tied a Super Bowl record with 4 INTs. The Ravens also became just the third Super Bowl team in NFL history to not commit a turnover. Baltimore opened the scoring with a QB Trent Dilfer-to-WR Brandon Stokley 38-yard TD. Ravens K Matt Stover kicked a 47-yard FG with 1:48 left in the second quarter. CB Duane Starks put Baltimore ahead 17-0 in the third quarter when he raced 49 yards after an INT. On the kickoff, Giants RS Ronnie Dixon raced 97 yards to put the Giants on the board, 17-7. Not to be outdone, Baltimore's WR/RS Jermaine Lewis took the Giants' ensuing kickoff and tight-roped down the Ravens' sideline for an 84-yard TD. The 3 scores in 3 consecutive plays set a Super Bowl record, and the back-to-back KOR-TDs were also a record. RB Jamal Lewis (27 carries for 102 yards) scored from 3 yards out on a play that was reviewed and upheld to give the Ravens a 31-7 lead. Stover kicked his second FG to complete the scoring with 5:27 on the clock. **LB Ray Lewis** was named the game's MVP, capping an accolade-filled season in which he was also named the NFL's Defensive Player of the Year.

SUPER BOWL XLVII RECAP

Baltimore - 34, San Francisco - 31

Mercedes-Benz Superdome • New Orleans, LA • Feb. 3, 2013

After taking an early 28-6 lead, the Ravens needed a goal-line stand to clinch their second World Championship, defeating the San Francisco 49ers, 34-31, in Super Bowl XLVII. The Ravens' defense delivered the critical stand late in the fourth quarter, overcoming a second-half comeback and a 34-minute power outage. For the first time in any of the four major pro sports, two head-coaching brothers faced each other in a championship game. **QB Joe Flacco** threw 3 TD passes and was named the game's MVP. Following a San Francisco three-and-out, Flacco hit **WR Anquan Boldin** with a 13-yard TD pass on Baltimore's first drive. Then, on the 49ers' second possession, the Ravens sacked QB Colin Kaepernick on third down, forcing a K David Akers' 36-yard field goal. Flacco's second TD came on a 1-yard toss to **TE Dennis Pitta**, making the score 14-3. Then, late in the second quarter, Flacco connected with **WR Jacoby Jones**, who secured a long pass, then jumped up and dove into the end zone after eluding two defenders for a 56-yard TD. Akers kicked a second field goal (27 yards) just before the half, making the score 21-6. The second half started with a Jones 108-yard KOR-TD that gave the Ravens a 28-6 lead. Shortly thereafter, the stadium lost power, and the delay ensued. When play resumed, the 49ers stole the momentum, starting with a 31-yard TD from Kaepernick to WR Michael Crabtree. After a Ravens' three-and-out and a 32-yard PR by WR Ted Ginn, RB Frank Gore capitalized with a six-yard TD run, making the score 28-20. Following a **RB Ray Rice** fumble, Akers kicked his third FG (34 yards), but the Ravens answered right back early in the fourth with a **K Justin Tucker** 19-yard FG, making the score 31-23. The 49ers then drove quickly down the field and scored on a Kaepernick 15-yard run, closing the gap to 31-29 after a failed two-point attempt. Tucker added a 38-yard FG on Baltimore's next possession, making the score 34-29. The Ravens then took a safety after the pivotal goal-line stand and tackled Ginn after a free kick, sealing the victory.

CAREER PLAYOFF STANDOUTS

WR ANQUAN BOLDIN

G	Rec.	Yds	Avg.	LG	TDs	1st	25+
11	52	806	15.5	71t	7	36	11

- In Super Bowl XLVII vs. SF, Boldin had 6 catches for 104 yards and 1 TD, producing 5 first downs in the game.

- Boldin set a Ravens' playoff record with his 145 receiving yards (on 5 catches) in the 2012 Wild Card win over Indy.

QB JOE FLACCO

Record	Att.	Cmp.	Pct.	Yds	TDs	INT	Rate
9-4	373	207	55.5	2,672	19	8	86.2

- In the Ravens' last eight playoff games (since 2010), Flacco is 150-of-253 for 2,012 yards, 18 TDs and 2 INTs (105.0 rating).

- Flacco was named MVP of Super Bowl XLVII, guiding the Ravens to a 34-31 win over SF by completing 22 of 33 passes for 287 yards, 3 TDs and 0 INTs. He finished the 2012 postseason with 11 TDs and 0 INTs (only Joe Montana, 1989, has accomplished that feat.)

LB RAY LEWIS

G	TT	Solo	AS	INT	TD	FF	FR	Sk-Yds	PD
21	236	146	90	2-54	1	6	1	2-17	14

- Lewis made 11 tackles (6 solo) and had 4 PD en route to Super Bowl XXXV MVP honors when the Ravens topped the New York Giants, 34-7, on 1/28/01.

- He had a game-high 17 tackles (10 solo) in the Divisional playoff win at Denver (1/12/13). He posted 51 tackles in the 2012 playoffs.

- Lewis had his highest postseason tackle total with 23 stops (13 solo) in the Ravens' Divisional loss to the Colts on 1/13/07.

S ED REED

G	TT	Solo	AS	INT	TD	FF	FR	Sk-Yds	PD
15	50	43	7	9-168	1	0	1	0-0	20

- Reed's 9 playoff INTs tie Charlie Waters, Bill Simpson and Ronnie Lott for the most in NFL postseason history.

RB RAY RICE

G	Att.	Yds	Avg.	LG	TDs	1st	10+
12	191	750	3.9	83t	5	24	12

- Rice ran for a playoff team-record 159 yards and 2 TDs on 22 carries (7.2 avg.) in the '09 Wild Card win at NE (1/10/10), spurring the Ravens' 234-yard rushing output (most in team history).

- Rice also has 37 catches for 296 yards and 1 TD in the postseason.

WR TORREY SMITH

G	Rec.	Yds	Avg.	LG	TDs	1st	25+
6	15	324	21.6	59t	3	12	5

- In the 2011 AFC Championship game at New England (1/22/12), Smith caught 3 passes for 82 yards and 1 TD.

- In the 2012 Divisional win at Denver, Smith pulled in 3 catches for 98 yards and 2 TDs, including a long score of 59 yards.

OLB TERRELL SUGGS

G	TT	Solo	AS	INT	TD	FF	FR	Sk-Yds	PD
15	75	56	19	0-0	0	4	2	12-77	2

- Suggs is the Ravens' all-time playoff sack leader and also owns the NFL's most postseason sacks (12) since 2008.

- Suggs' 12 career playoff sacks tie (Reggie White) for the third most in NFL postseason history (since sacks became an official statistic in 1982).

PLAYOFF HISTORY / NOTES

PLAYER PLAYOFF EXPERIENCE

Forty-seven players on the Ravens' 2012 final 53-man roster have played in a playoff game, with a team-high 21 games by **LB Ray Lewis**. Additionally, 31 Ravens have started a postseason contest.

RAVENS PLAYERS PLAYOFF EXPERIENCE (Games Played/Started)

Player	GP	GS	Furthest Game Played In
Lewis, Ray	21	21	Super Bowl (2000, 2012 Bal.)
Birk, Matt	18	15	Super Bowl (2012 Bal.)
Ayanbadejo, Brendon	15	0	Super Bowl (2006 Chi., 2012 Bal.)
Reed, Ed	15	15	Super Bowl (2012 Bal.)
Suggs, Terrell	15	15	Super Bowl (2012 Bal.)
Koch, Sam	14	0	Super Bowl (2012 Bal.)
Ngata, Haloti	14	14	Super Bowl (2012 Bal.)
Flacco, Joe	13	13	Super Bowl (2012 Bal.)
Ihedigbo, James	13	3	Super Bowl (2011 NE, 2012 Bal.)
Rice, Ray	12	10	Super Bowl (2012 Bal.)
Boldin, Anquan	11	11	Super Bowl (2008 Ari., 2012 Bal.)
McKinnie, Bryant	11	11	Super Bowl (2012 Bal.)
Ellerbe, Dannell	10	7	Super Bowl (2012 Bal.)
Oher, Michael	10	10	Super Bowl (2012 Bal.)
Williams, Bobbie	10	4	Super Bowl (2012 Bal.)
Williams, Cary	10	6	Super Bowl (2012 Bal.)
Yanda, Marshal	10	10	Super Bowl (2012 Bal.)
Considine, Sean	9	2	Super Bowl (2012 Bal.)
Cody, Terrence	8	2	Super Bowl (2012 Bal.)
Dickson, Ed	8	5	Super Bowl (2012 Bal.)
Kruger, Paul	8	2	Super Bowl (2012 Bal.)
Leach, Vonta	7	5	Super Bowl (2012 Bal.)
Pollard, Bernard	7	6	Super Bowl (2012 Bal.)
Cox, Morgan	6	0	Super Bowl (2012 Bal.)
Graham, Corey	6	4	Super Bowl (2012 Bal.)
Jones, Arthur	6	2	Super Bowl (2012 Bal.)
Jones, Jacoby	6	1	Super Bowl (2012 Bal.)
Kemoeatu, Ma'ake	6	5	Super Bowl (2012 Bal.)
McClellan, Albert	6	0	Super Bowl (2012 Bal.)
McPhee, Pernell	6	0	Super Bowl (2012 Bal.)
Pitta, Dennis	6	3	Super Bowl (2012 Bal.)
Smith, Jimmy	6	1	Super Bowl (2012 Bal.)
Smith, Torrey	6	5	Super Bowl (2012 Bal.)
Allen, Anthony	4	0	Super Bowl (2012 Bal.)
Bajema, Billy	4	0	Super Bowl (2012 Bal.)
Brown, Chykie	4	2	Super Bowl (2012 Bal.)
Bynes, Josh	4	0	Super Bowl (2012 Bal.)
Doss, Tandon	4	0	Super Bowl (2012 Bal.)
Gradkowski, Gino	4	0	Super Bowl (2012 Bal.)
Osemele, Kelechi	4	4	Super Bowl (2012 Bal.)
Pierce, Bernard	4	0	Super Bowl (2012 Bal.)
Tucker, Justin	4	0	Super Bowl (2012 Bal.)
Upshaw, Courtney	4	2	Super Bowl (2012 Bal.)
Reed, David	3	0	Super Bowl (2012 Bal.)
Tyson, DeAngelo	3	0	Super Bowl (2012 Bal.)
Jackson, Asa	1	0	AFC Divisional (2012 Bal.)
Johnson, Chris	1	0	AFC Champ. (2012 Bal.)

ELITE AFTER FIVE

TEAMS TO WIN AT LEAST ONE PLAYOFF GAME IN FIVE-CONSECUTIVE POSTSEASONS (Since 1970 Merger)

Team	Cons. Seasons	Years	Wins
Dallas Cowboys	6	1991-96	12
Baltimore Ravens	5	2008-12	9
New England Patriots	5	2003-07	11
Philadelphia Eagles	5	2000-04	7
Green Bay Packers	5	1993-97	9
Oakland Raiders	5	1973-77	7

COACHES: PLAYOFFS

Four of the Ravens' 21 coaches have won multiple Super Bowls during their careers, with 8 having coached in multiple Super Bowls.

RAVENS COACHES PLAYOFF EXPERIENCE

Coach	Games	Furthest Game Coached In
John Harbaugh	27	Super Bowl (2004 Phi., 2012* Bal.)
Wade Harman	25	Super Bowl (2000*, 2012* Bal.)
Juan Castillo	23	Super Bowl (2004 Phi., 2012* Bal.)
Wilbert Montgomery	23	Super Bowl ('99*, '01 STL, '12* Bal.)
Jim Caldwell	22	Super Bowl ('06*, '09 Ind., '12* Bal.)
Dean Pees	20	Super Bowl ('04*, '07 NE, '12* Bal.)
Teryl Austin	19	Super Bowl ('05 Sea., '08 Ari., '12* Bal.)
Clarence Brooks	19	Super Bowl (2012* Bal.)
Bob Rogucki	17	Super Bowl (2012* Bal.)
Randy Brown	16	Super Bowl (2004 Phi., 2012* Bal.)
Jim Hostler	15	Super Bowl (2012* Bal.)
Jerry Rosburg	14	Super Bowl (2012* Bal.)
Andy Moeller	13	Super Bowl (2012* Bal.)
Craig Ver Steeg	13	Super Bowl (2012* Bal.)
Jason Brooks	10	Super Bowl (2012* Bal.)
Matt Weiss	10	Super Bowl (2012* Bal.)
Ted Monachino	8	Super Bowl (2012* Bal.)
Juney Barnett	7	Super Bowl (2012* Bal.)
Todd Washington	6	Super Bowl (2012* Bal.)
Chris Hewitt	4	Super Bowl (2012* Bal.)
Don Martindale	4	Super Bowl (2012* Bal.)

* Won Super Bowl

RAVENS PLAYOFF TRENDS

Category	All Time	2012
vs. AFC	12-7	3-0
vs. NFC (Super Bowl XXXV and XLVII)	2-0	1-0
Home	3-2	1-0
Away	9-5	2-0
Leading at Halftime	10-2	2-0
Trailing at Halftime	1-5	1-0
Tied at Halftime	3-0	1-0
Leading After 3 Quarters	11-1	3-0
Tied After 3 Quarters	3-1	1-0
Trailing After 3 Quarters	0-5	0-0
Decided by 7 Points or Less	4-2	2-0
Decided By 3 Points or Less	3-2	2-0
When Scoring First	7-0	2-0
When Not Scoring First	7-7	2-0
Positive or Even Turnover Ratio	14-2	4-0
Negative Turnover Ratio	0-5	0-0
Winning or Even Penalty Ratio	10-2	2-0
Losing Penalty Ratio	4-5	2-0
With a 100-Yard Rusher	6-0	2-0
With a 100-Yard Receiver	3-1	2-0
Without a 100-Yard Rusher	8-7	2-0
Without a 100-Yard Receiver	11-6	2-0
When Allowing a 100-Yard Rusher	2-0	1-0
When Not Allowing a 100-Yard Rusher	12-7	3-0
When Allowing a 100-Yard Receiver	4-0	2-0
When Not Allowing a 100-Yard Receiver	10-7	2-0
With a 300-Yard Passer	1-1	1-0
Without a 300-Yard Passer	13-6	3-0
Allowing a 300-Yard (net) Passer	2-0	2-0
Not Allowing a 300-Yard (net) Passer	12-7	2-0

2012 PLAYOFF GAME NOTES

WILD CARD NOTES VS. COLTS

RAVENS "O" SETS PLAYOFF TEAM RECORD

- The Ravens racked up a then-franchise-record 439 yards of total offense (170 rushing and 269 passing). (The mark was then bested the following week in the Divisional win at Denver: 479).
- Baltimore registered 8 plays of 20-or-more yards (7 passing and 1 rushing). The Ravens averaged an impressive 7.9 yards per play.

DEFENSE STINGY WITH PLAYOFF POINTS

- Limiting the Colts to only 9 points, it marked the ninth playoff game Baltimore has allowed 10-or-fewer points since 2000. Amazingly, no other NFL team has more than four such games during this span.

RED ZONE "D" STRONG AGAIN

- Finishing the regular season with the NFL's No. 2 red zone defense, Baltimore's unit remained stout again inside "the red," not allowing the Colts to score a TD on three trips inside the 20.

BOLDIN IS A BEAST

- **WR Anquan Boldin** produced a Ravens' playoff-record 145 receiving yards on 5 catches (29.0 avg.). There have been four 100-yard receiving days in Ravens postseason history – three of which have come via Boldin (he also had 101 on 1/22/12 at NE – AFC Championship and 104 in Super Bowl XLVII on 2/3/13). (TE Todd Heap held the previous record of 108 yards on 1/9/11 vs. KC in a Wild Card game.)
- Boldin's 145 yards are the most in a second half of an NFL playoff game since Jerry Rice posted 157 in Super Bowl XXIII (1/22/89).

FLACCO STANDS TALL

- **QB Joe Flacco** was 12-of-23 for 282 yards and 2 TDs, producing a postseason franchise-record 125.6 QB rating. Flacco owns the Top 3 single-game QB ratings in Ravens playoff history.
- Flacco averaged 23.5 yards per completion, the second-best mark in NFL playoff history (Tim Tebow: 31.6 on 1/8/12) Of Flacco's 12 completions, 7 gained at least 20 yards (long of 50).

KRUGER'S CAREER DAY

- **OLB Paul Kruger** registered 2.5 sacks, ranking as the second most in Ravens single-game playoff history. He added a game-high 5 QB hits, 1 FF, 1 PD and 4 total tackles on the day.

RAY RETURNS

- **LB Ray Lewis**, who had not played since tearing his triceps on Oct. 14, posted a game-high 13 total tackles (9 solo). Lewis added 1 TFL and 1 PD.

RICE & PIERCE A STRONG TANDEM

- Rookie **RB Bernard Pierce** rushed for 103 yards on 13 carries, averaging 7.9 yards per attempt. Pierce produced the fifth 100-yard rushing game in Ravens playoff history.
- **RB Ray Rice** totaled 109 yards from scrimmage (68 rushing and 41 receiving), producing his third-career playoff game with at least 100 yards from scrimmage.

PLAYOFF PICKS

- **CB Cary Williams** recorded an INT, returning it 41 yards. It marked his 5th-overall pick of the season and Williams' first of his postseason career (finished with 6/2 after the Super Bowl).

DIVISIONAL NOTES AT BRONCOS

RAVENS "O" SETS PLAYOFF TEAM RECORD ... AGAIN

- The Ravens totaled a franchise-record 479 yards of offense (155 rushing and 331 passing), besting their previous mark of 439 set in the previous week's Wild Card win vs. Indianapolis.

- The Ravens also posted a franchise-record 38 points and 324 net passing yards. Baltimore scored 3 passing TDs, 1 rushing TD and 1 INT-TD.

FINE OUTING FOR FLACCO

- **QB Joe Flacco** set Ravens playoff records in passing yards (331) and passing TDs (3). Completing 18 of 34 passes, Flacco earned his 7th-career postseason victory. (Following the Super Bowl, Flacco now has 9 career playoff wins.)

- With 31 seconds remaining in regulation, Flacco found **WR Jacoby Jones** on a 70-yard TD bomb to send the contest to overtime, where the Ravens would eventually kick a 47-yard FG in 2OT to win the game. It marked Flacco's 15th-career game-winning drive in the fourth quarter/OT (his second in the playoffs).

LONG BOMBS GALORE

- On the game-tying TD with 31 seconds remaining that forced overtime, **QB Joe Flacco** and **WR Jacoby Jones** connected on the second-longest pass play in Ravens playoff history (70). The longest (96 yards) was from Trent Dilfer to Shannon Sharpe in the 2000 AFC Championship at Oakland.
- Flacco also hit **WR Torrey Smith** for 59-yard and 32-yard TD passes, marking the first game in NFL playoff history where a QB threw 2 TDs of 59-plus yards (the other being Jones' 70-yarder).

BOLDIN KEEPS BEASTIN'

- **WR Anquan Boldin** became the Ravens' all-time playoff leader in receiving yards, pulling in a team-high 6 balls for 71 yards. Five of his grabs earned first downs.

RICE HITS 100

- **RB Ray Rice** scored his 5th-career playoff TD (now owns 6 for his career), the most in team history. Rice finished the day with a game-high 131 rushing yards and 1 TD on 31 carries, posting the sixth 100-yard ground outing in Ravens playoff history. It also marked his fourth-career playoff game with at least 100 yards from scrimmage (and his second this postseason – 109 vs. Indy in the Wild Card round).

GRAHAM GOES THE DISTANCE

- **CB Corey Graham** produced the 6th defensive TD in Ravens playoff history on a 39-yard INT-TD he stole from QB Peyton Manning after a **CB Chykie Brown** PD.
- Graham finished with 2 INTs, including a pick of Manning in OT that set up the deciding 47-yard game-winning FG by **K Justin Tucker**.

TUCKER CLUTCH ... AGAIN

- Rookie **K Justin Tucker** kicked his 3rd game-winning FG of the season, booting the Ravens to victory with a 47-yarder in 2OT. The kick tied (NYG's Lawrence Tynes, 1/20/08 vs. GB) for the second-longest OT game-winner since 1991.

2012 PLAYOFF GAME NOTES

AFC TITLE NOTES AT PATRIOTS

RAVENS NAB SECOND SUPER BOWL BERTH

• The Ravens advanced to their second Super Bowl (2000) in franchise history, becoming just the fifth team to earn multiple Super Bowl appearances since 2000 (NE - 5, NYG - 3, Pit. - 3 and Ind. - 2).

RAVENS SHUT DOWN PATS ATTACK

• Baltimore held the Pats to just 13 total points (including 0 in the second half) and only allowed 1 TD on 4 Patriots' red zone trips. New England finished the regular season boasting the NFL's No. 1 scoring attack (34.8 ppg) and No. 1 red zone offense (70% TD success rate).

RAVENS SECOND-HALF SPARK

• Outscoring the Patriots 21-0 in the second half, the Ravens posted the most second-half points in their playoff history since totaling 24 in Super Bowl XXXV.

HARBAUGH TIES "FIRST FIVE" MARK

• **John Harbaugh** tied Tom Flores (Oak./LA, 1979-83) for the most playoff wins (8) in a head coach's first five seasons in NFL history (since 1970 merger).

RAVENS "O" REMAINS HOT IN THE "RED"

• The Ravens scored TDs on all 4 of their red zone appearances, including going 3-for-3 in goal-to-goal situations. Baltimore upped its streak to scoring TDs in the red zone to 8-consecutive trips inside the 20.

TURNOVER BATTLE IS KEY

• The Ravens posted a plus-3 turnover margin, forcing 2 INTs and 1 fumble while not committing a turnover of their own.

FLACCO NETS ANOTHER WIN

• **QB Joe Flacco** tied Ben Roethlisberger (2004-08) for the second-most playoff wins (8) by a QB in his first five seasons. (Following Super Bowl XLVII, Flacco would tie QB Tom Brady for the most postseason victories in a QB's initial five years - 9.)

• Completing 21 of 36 passes for 240 yards, Flacco threw for 3 TDs and produced a 106.2 passer rating. His 3 passing scores tied a Ravens' postseason single-game record, matching the 3 TDs he posted in the previous week's Divisional win at Denver (1/12/13).

RAVENS RATTLE BRADY

• Baltimore limited Patriots QB Tom Brady to a 62.3 passer rating, marking the fourth-worst figure in his 24 career postseason games. Brady was 29-of-54 for 320 yards, 1 TD and 2 INTs on the night. In the second half alone, he produced a 41.4 rating on 15-of-30 passing for 181 yards and the 2 picks.

LEWIS LEADS THE WAY

• **LB Ray Lewis** had a game-high 14 tackles, upping his 2012 playoff total to 44 stops through three games. He helped hold the Patriots to 108 yards rushing, including just 33 in the second half.

BOLDIN SETS RECEIVING TD RECORD

• **WR Anquan Boldin** registered 2 TDs and 60 yards on 5 catches. He became the Ravens' career leader in postseason TD catches and tied (Torrey Smith, 1/12/13 at Den. - Div.) for the most receiving TDs in a playoff game in team history.

SUPER BOWL NOTES AT 49ERS

FLACCO EARNS MVP HONORS

• With a 3-TD performance vs. the 49ers, **QB Joe Flacco** threw 11 TD passes in the postseason, tying the NFL single-postseason record shared by Joe Montana (1989) and Kurt Warner (2008). Flacco and Montana did not throw an interception during those respective postseasons. Flacco finished the game 22-of-33 for 287 yards to produce a 124.2 rating (eighth-best mark in SB history).

HARBAUGH SETS "FIRST FIVE" MARK

• **John Harbaugh** set the NFL record for the most playoff wins (9) in a head coach's first five seasons (since 1970 merger). Tom Flores (Oak./LA, 1979-83) had 8 victories in his initial five seasons.

REED TIES NFL INT MARK

• **S Ed Reed** made the 9th INT of his postseason career, tying the NFL record shared by Charlie Waters, Bill Simpson and Ronnie Lott.

30-PLUS POINTS

• Super Bowl XLVII was only the second league championship game in NFL history (including the pre-Super Bowl era) in which each team scored 30-or-more points. Pittsburgh defeated Dallas, 35-31, in Super Bowl XIII in January 1979.

• The Ravens' 34 points tied (Super Bowl XXXV vs. NYG) for the second most in franchise playoff history (38 at Den. in the 2012 Divisional is the team record).

JACOBY DOES IT AGAIN

• **WR/RS Jacoby Jones** posted a 108-yard KOR-TD to open the second half, tying the NFL record that he also set on 10/14/12 vs. Dal. (two other players have also had 108-yarders in NFL history). Jones' KOR-TD marked his third of 2012 and his fourth-overall return TD (63-yard PR at Pit. on 11/18) on the season.

• Jones added a 56-yard TD catch during Super Bowl XLVII, his 2nd 50-plus-yard receiving score of the 2012 postseason (70-yarder at Den. in the Divisional Round).

• Here are the Super Bowl single-game records Jones set:

*Most Combined Yards, Game – 290 (206 KOR, 28 PR & 56 rec.)

*Longest Play – 108-yard kickoff return

*Longest Kickoff Return – 108 yards

BOLDIN CONTINUES CLUTCH WAYS

• **WR Anquan Boldin** posted 104 yards and 1 TD on 6 receptions to lead the Ravens, averaging 17.3 yards per catch. It marked Boldin's third-career 100-yard playoff game, all of which have come during his Ravens career.

KRUGER IS SCARY

• **OLB Paul Kruger** posted 2 sacks, totaling 4.5 during the 2012 playoffs and ranking third in Ravens postseason history. Kruger became the 21st player in Super Bowl history to tally multiple sacks.

LEWIS GOES OUT ON TOP

• **LB Ray Lewis** finished the game with 7 total tackles (4 solo) to post 51 total stops during the postseason. That mark ranks as an NFL single-season playoff record.

SEASON PENALTY LOW

• Baltimore committed a 2012 season-low 2 penalties for 20 yards.

COACH HARBAUGH NOTES

COACH HARBS



John Harbaugh has led Baltimore to a playoff berth in each of his first five seasons (2008-12) and in 2012 captured the franchise's second Super Bowl championship. Under his guidance, the Ravens have also secured an appearance in three AFC title games (including two straight).

Here are several Harbaugh quick hits:

HEAD COACH SNAPSHOT (Baltimore Ravens: 2008-12)

- Reg. Season Record 54-26
- at Home 33-7
- on Road 21-19
- vs. AFC 41-19
- vs. AFC North 21-9
- vs. NFC 13-7
- Playoffs Record 9-4
- Home Playoff Games 2-0
- Road Playoff Games 6-4
- Super Bowl Record 1-0
- Overall Career Record 63-30

- The Ravens are the only NFL team to earn a playoff berth in each of the past five seasons (2008-12), winning at least one playoff game in each of those years.

- Harbaugh is the only head coach in NFL history to win a playoff game in each of his first four and five seasons, and he is also the only coach to advance to three conference title games in his initial five years.

- Harbaugh owns the most

playoff victories (9) by an NFL head coach in his first five seasons (since the 1970 merger).

- Harbaugh has guided the Ravens to 54 regular season wins since 2008, ranking third most in the NFL (Baltimore is 54-26).

- Including playoffs (9-4), the Ravens are 63-30 under Harbaugh, tying (NE) for the NFL's most total wins since his Baltimore arrival.

NFL WINS / INCLUDING PLAYOFFS (Since Coach Harbaugh's Arrival in 2008)		
Rk.	Team	Total Wins
1.	Baltimore Ravens	63
	New England Patriots	63
3.	Green Bay/Pittsburgh	58

NABBING FIVE STRAIGHT

John Harbaugh is just the third head coach in NFL history (since 1970 merger) to guide his team to the playoffs in each of his first five seasons. The Ravens own a 9-4 playoff mark under Harbaugh.

CONSECUTIVE PLAYOFF BERTHS TO BEGIN A COACHING CAREER (Since 1970 Merger)

Coach (Team)	Berths	Seasons
Bill Cowher (Steelers)	6	1992-97
John Harbaugh (Ravens)	5	2008-12
Chuck Knox (L.A. Rams)	5	1973-77

POSTSEASON WINNING PCT.

HEAD COACH CAREER PLAYOFF WINNING PERCENTAGE (NFL History / Min. 10 Games)

Rk.	Coach	Record	Pct.
1.	Vince Lombardi	9-1	.900
2.	Tom Flores	8-3	.727
3.	Bill Walsh	10-4	.714
4.	Joe Gibbs	17-7	.708
5.	John Harbaugh	9-4	.692
	Bill Belichick	18-8	.692
	Jimmy Johnson	9-4	.692

MAKING HIS MARK

John Harbaugh owns the second-best winning percentage among head coaches who began their career since 1970 (min. 70 games), going 54-26 (.675) since he arrived in Baltimore. Since 1960, Harbaugh's winning percentage stands sixth.

HEAD COACH CAREER WINNING PERCENTAGE (Coaches Who Began Their Careers Since 1970 / Min. 70 Games)

Rk.	Coach	Team	Years	Record	Pct.
1.	Mike Smith	Atlanta	2008-12	56-24	.700
2.	John Harbaugh	Baltimore	2008-12	54-26	.675
3.	Tony Dungy	TB/Ind.	1996-2008	139-69	.668
4.	Mike McCarthy	Green Bay	2006-12	74-38	.661
5.	Mike Tomlin	Pittsburgh	2007-12	63-33	.656

HEAD COACH CAREER WINNING PERCENTAGE (Coaches Who Began Their Careers Since 1960 / Min. 70 Games)

Rk.	Coach	Team	Years	Record	Pct.
1.	John Madden	Oak.	1969-78	103-32-7	.759
2.	George Allen	LA/Was.	1966-77	116-47-5	.712
3.	Mike Smith	Atlanta	2008-12	56-24	.700
4.	Blanton Collier	Cleveland	1963-70	76-34	.691
5.	Don Shula	Bal./Mia.	1963-95	328-156-6	.678
6.	John Harbaugh	Baltimore	2008-12	54-26	.675

PLAYOFF MILESTONES

John Harbaugh owns the most playoff victories (9) by a head coach in his first five seasons (since the 1970 merger).

MOST PLAYOFF WINS BY A HEAD COACH / FIRST FIVE SEASONS (Since 1970 Merger)

Coach (Team)	Playoff Wins	Seasons
John Harbaugh (Bal.)	9	2008-12
Tom Flores (Oak./LA)	8	1979-83
Mike Holmgren (GB)	7	1992-96
Jimmy Johnson (Dal.)	7	1989-93
Joe Gibbs (Was.)	6	1981-85
George Seifert (SF)	6	1989-93

Only in First Five:

- "Harbs" is the only head coach in NFL history to win a playoff game in each of his first four and five seasons. He's also the only coach to advance to three conference title games (2008, 2011 & 2012) in his first five seasons.

RAVENS COACHING RECORDS

John Harbaugh is the third head coach in Ravens history, producing a 54-26 record (9-4 playoffs) in five seasons with the franchise.

Coach	Seasons	Regular Season Record	Playoffs Record
John Harbaugh	2008-12	54-26	9-4
Brian Billick	1999-2007	80-64	5-3
Ted Marchibroda	1996-98	16-31-1	n/a

JOHN HARBAUGH SEASON-BY-SEASON

Year	Record	Playoffs (Final Result)
2012	10-6	4-0 (Super Bowl XLVII Champs)
2011	12-4	1-1 (lost in AFC Champ.)
2010	12-4	1-1 (lost in Divisional)
2009	9-7	1-1 (lost in Divisional)
2008	11-5	2-1 (lost in AFC Champ.)

COORDINATORS NOTES

CALDWELL ELEVATED



Jim Caldwell, a 35-year coaching veteran, joined the Ravens as the team's QBs coach in February 2012 and was elevated to offensive coordinator on Dec. 10, replacing Cam Cameron. Caldwell arrived in Baltimore after coaching the last 10 seasons with the Indianapolis Colts, including the previous three as head coach. In his first year at the helm (2009), he led the Colts to the AFC Championship and a berth in Super Bowl XLIV. Caldwell, who earned a Super Bowl ring (2006) with Indy, spent six seasons tutoring one of the NFL's all-time greats in QB Peyton Manning. During the course of Caldwell's time in Indianapolis, the Colts achieved much success, tying an NFL record with nine-straight playoff appearances and winning six AFC South division titles.

CALDWELL FIRES UP "O"

Under the direction of **Jim Caldwell**, who was elevated to offensive coordinator prior to the Ravens' Dec. 16 game vs. Denver, Baltimore averaged 400.6 yards of offense per contest (146.4 rushing and 254.1 passing) and 27.3 points per game.

RAVENS OFFENSIVE OUTPUT UNDER JIM CALDWELL (Final Seven Games of 2012)

Date/Game	Points	Total Yards	Rush Yards	Pass Yards
12/16/12 vs. Den.	17	278	56	222
12/23/12 vs. NYG	33	533	224	309
12/30/12 at Cin.	17	352	206	146
1/06/13 vs. Ind. (WC)	24	439	170	269
1/12/13 at Den. (Div.)	38	479	155	324
1/20/13 at NE (AFC)	28	356	121	235
2/03/13 vs. SF (SB)	34	367	93	274
Avg. Per Game	27.3	400.6	146.4	254.1

Playoffs "O" Quick Hit:

• The Ravens averaged 410.3 yards of offense during the 2012 playoffs and scored 31.0 points per game.

TOP 5 "O" OUTPUTS

In Week 16 vs. NYG, Baltimore's offense registered 533 yards of offense (224 rushing and 309 passing), marking the third-highest output in team history. The Ravens' Top 5 all-time single-game marks have all come during the **John Harbaugh Era** (since 2008).

RAVENS TOP TOTAL NET YARDS (Single-Game History)

Yards	Game/Date	Results
553	9/25/11 at STL	W, 37-7
548	12/13/09 vs. Det.	W, 48-3
533*	12/23/12 vs. NYG	W, 33-14
503	9/23/12 vs. NE	W, 31-30
501	9/13/09 vs. KC	W, 38-24

* Caldwell-led unit

OFFENSIVE QUICK HITS

• Since **John Harbaugh's** arrival (2008), two of the Ravens' Top 3 single-game scoring outputs have occurred: 55 vs. Oak. (11/11/12) and 48 vs. Det. (12/13/09). (Baltimore also scored 48 on 12/19/05 vs. GB.)

• Under Harbaugh, the Ravens have totaled at least 400 yards 19 times, producing an 18-1 mark in those games. Baltimore has piled up at least 375 net yards 25 times since '08, producing a 23-2 record in those contests.

PEES LEADS THE "D"



Dean Pees, a nine-year NFL-coaching veteran, was promoted to defensive coordinator on Jan. 27, 2012, after guiding the Ravens' LBs for two seasons. He is the sixth "D" coordinator in franchise history. Pees, who was New England's "D" coordinator from 2006-09, leads a Baltimore unit that finished as the NFL's third-best scoring defense four-consecutive years (2008-11) and tied (NYG) for 12th in 2012, allowing 21.5 points per game.

Pees leads a unit that during the John Harbaugh Era (2008-12)...

• Has allowed the NFL's second-fewest points (17.3) and the third-fewest net yards (304.1) per game during this span.

POINTS PER GAME ALLOWED (Since 2008)

1. Pittsburgh 16.5
2. Baltimore **17.3**
3. San Francisco . . . 18.9

TOUCHDOWNS ALLOWED (Since 2008)

1. Pittsburgh 136
2. Baltimore **139**
3. San Francisco 156

TOTAL NET YARDS ALLOWED (Since 2008)

1. Pittsburgh 273.4
2. NY Jets 301.7
3. Baltimore **304.1**

OPPONENT PASSER RATING (Since 2008)

1. Baltimore **71.9**
2. Green Bay 73.4
3. Pittsburgh 74.1

"D" STRONG DOWN STRETCH

Affected by injuries for much of the 2012 season, Baltimore's defense faced many challenges. But as the year progressed, so too did the Ravens' unit. Over the final six games (since Week 12), Baltimore allowed the NFL's fourth-fewest yards per game, posted the third-best third-down "D" and permitted the third-fewest first downs.

NET YARDS ALLOWED (2012 Final 6 Weeks)

1. Denver 254.0
2. Cincinnati . . . 275.7
3. NY Jets 292.3
4. Baltimore . . . **299.0**
5. Car./Pit. 303.7

3RD-DOWN DEFENSE (2012 Final 6 Weeks)

1. Denver 22.2
2. NY Jets 27.9
3. Baltimore . . . **28.2**
4. Arizona 29.6
5. New England . . 30.4

1ST DOWNS ALLOWED (2012 Final 6 Weeks)

1. Denver 85
2. NY Jets 89
3. Baltimore **98**
4. Cincinnati . . . 102
5. Oakland 108

TOP 2012 DEFENSIVE MARKS

FEWEST PASS TDS (2012 Season)

1. Atlanta 14
2. Baltimore **15**
- Seattle 15

RED ZONE DEF. (TD%) (2012 Season)

1. Miami 42.6
2. Baltimore **43.4**
3. Arizona 44.4



"D" COORD. BREAKDOWN

Four "D" coordinators in Ravens history have gone on to become NFL head coaches: Marvin Lewis (1996-2001), Mike Nolan (2002-04), Rex Ryan (2005-08) and Chuck Pagano (2011). Former Jaguars head coach Jack Del Rio was the Ravens' LBs coach from 1999-2001, while Atlanta's Mike Smith also coached on the "D" from 1999-2002.

RAVENS DEFENSIVE COORDINATOR BREAKDOWN

D Coord. (Years)	G	Avg. PPG	Net YPG	Rush YPG	Pass YPG
Dean Pees (2012)	16	21.5	350.9	122.8	228.1
Chuck Pagano (2011)	16	16.6	288.9	92.6	196.3
Greg Mattison (2009-10)	32	16.6	309.7	93.6	216.1
Rex Ryan (2005-08)	64	17.6	277.8	84.0	193.8
Mike Nolan (2002-04)	48	18.8	302.0	103.7	198.3
Marvin Lewis (1996-2001)	96	19.0	304.0	93.0	211.0

OZZIE NEWSOME / PERSONNEL NOTES

WIZARD OF OZ



Ozzie Newsome's legacy is unlike any the game has seen. Known throughout all of sports as a premier leader, Newsome is a Hall of Fame player, the architect of Baltimore's 2000 and 2012 Super Bowl championship teams and an elite personnel evaluator who became the NFL's first African American general manager. "Ozzie's credibility is what stands out the most," head coach **John Harbaugh** states. "And it's not just about what he has accomplished. To me, it's his commitment and focus while striving to do more."

OZZIE NEWSOME CAREER SNAPSHOT

- NFL's first African American General Manager (promoted in 2002)
- Architect of Ravens 2000 & 2012 Super Bowl Championship Teams
- NFL Executive of the Year (2000)
- Pro Football Hall of Fame (class of 1999)
- State of Alabama Hall of Fame (class of 1995)
- National Football Foundation College Hall of Fame and NCAA Hall of Fame (class of 1994)
- 13-Year NFL Tight End with Cleveland Browns (1978-90)
- Three-Time Pro Bowler (1981, 1984-85)
- Four-Time Cleveland Touchdown Club Offensive Player of the Year
- Current Member of Three Major NFL Policy-Making Committees: Competition, Diversity and Player Care Foundation Committees

FIRST-ROUND FINDS

Since moving to Baltimore in 1996, the Ravens, led by GM **Ozzie Newsome**, have had 17 drafts and selected 17 players in the first round. These picks have earned an amazing 53 combined Pro Bowls and several All-Rookie honors:

RAVENS FIRST-ROUND DRAFT PICKS

Year	Name	Pick	Pro Bowls
1996	T Jonathan Ogden*	4	11
1996	LB Ray Lewis* ++ ~	26	13
1997	LB Peter Boulware*	4	4
1998	CB Duane Starks*	10	
1999	CB Chris McAlister*	10	3
2000	RB Jamal Lewis*	5	1
2000	WR Travis Taylor	10	
2001	TE Todd Heap*	31	2
2002	S Ed Reed* +	24	9
2003	OLB Terrell Suggs* +	10	5
2003	QB Kyle Boller	19	
2005	WR Mark Clayton*	22	
2006	DT Haloti Ngata*	12	4
2007	G Ben Grubbs*	29	1
2008	QB Joe Flacco^ ~	18	
2009	T Michael Oher*	23	
2011	CB Jimmy Smith	27	

* All-Rookie Team performer ^ Diet Pepsi Rookie of the Year (NFL.com Fan Vote)
+ NFL Defensive Player of the Year Awards ~ Super Bowl MVP

Top 10 Quick Hit:

• Of the seven players chosen in the Top 10 by Baltimore, five have earned Pro Bowl status. Two of those players – Peter Boulware and Terrell Suggs – also earned Defensive Rookie of the Year honors.

Late-Round Success Quick Hit:

• The Ravens have found gems late in the first round, including LB Ray Lewis (26th), TE Todd Heap (31st), S Ed Reed (24th), G Ben Grubbs (29th) and T Michael Oher (23rd).

NEWSOME'S NFL TREE

GM **Ozzie Newsome** also fosters a working environment that breeds standout coaches. By bringing in individuals who embrace the "Raven way," Newsome aims to create a synergy that manufactures success among scouts, coaches and players. As a result, Baltimore has had many assistants move on to become head coaches on the collegiate and NFL levels.

CURRENT HEAD COACHES ROOTED IN RAVENS ORGANIZATION

Head Coach (Team)

Kirk Ferentz (Iowa)
Marvin Lewis (Bengals)
Chuck Pagano (Colts)
Rex Ryan (Jets)
Jim Schwartz (Lions)
David Shaw (Stanford)
Mike Smith (Falcons)

Last Position Held w/ Ravens (Years)

Asst. Head Coach/Offense (1996-98)
Def. Coordinator (1996-2001)
Def. Coordinator (2008-11)
Asst. Head Coach/Def. Coord. (1999-2008)
Quality Control/Defense (1996-98)
Wide Receivers (2002-05)
Linebackers (1999-2002)

Coaches Quick Hit:

• Other former Ravens assistants who became head coaches include Jack Del Rio (Jacksonville), Pat Hill (Fresno State), Hue Jackson (Oakland), Eric Mangini (NY Jets and Cleveland), Mike Nolan and Mike Singletary (San Francisco), Ken Whisenhant (Cardinals) and Rick Neuheisel (UCLA).

HOMEGROWN

The Ravens have had 30 different players earn Pro Bowl honors since the team's inception in 1996. Of those, 16 are homegrown players – 15 drafted and one signed as a rookie free agent:

RAVENS HOMEGROWN PRO BOWLERS

Year Drafted (Rd.)	Name	Pro Bowls
1996 (1st)	LB Ray Lewis	13
1996 (1st)	T Jonathan Ogden	11
2002 (1st)	S Ed Reed	9
2003 (1st)	OLB Terrell Suggs	5
1997 (1st)	OLB Peter Boulware	4
1999 (1st)	CB Chris McAlister	3
2006 (1st)	DT Haloti Ngata	4
2001 (1st)	TE Todd Heap	2
1996 (5th)	WR/RS Jermaine Lewis	2
2007 (4th)	FB Le'Ron McClain	2
2008 (2nd)	RB Ray Rice	3
2000 (6th)	OLB Adalius Thomas	2
2007 (3rd)	G Marshal Yanda	2
2007 (1st)	G Ben Grubbs	1
2000 (1st)	RB Jamal Lewis	1
2002 (RFA)	LB Bart Scott #	1

Undrafted rookie free agent

Bold indicates 2012 Pro Bowler

PRO BOWLERS DRAFTED

Most Pro Bowlers Drafted: 1996-2012

Rk.	Team	Players
1.	Green Bay Packers.	19
	New England Patriots.	19
3.	San Francisco 49ers	18
4.	Baltimore Ravens.	17
	Pittsburgh Steelers	17



Totals include players who have earned Pro Bowl honors with any team (not just their original draft club) during a respective career.

PERSONNEL / TEAM NOTES

SUPER BOWLS SINCE 2000

The Baltimore Ravens have won two Super Bowl titles during their 17-year history, capturing the Lombardi Trophy in 2000 and 2012. Baltimore is just one of four NFL franchises to win multiple World Championships since 2000.



MOST SUPER BOWL TITLES SINCE 2000 SEASON

Titles	Team	Seasons
3	New England Patriots	2001, 2003-04
2	Baltimore Ravens	2000, 2012
2	New York Giants	2007, 2011
2	Pittsburgh Steelers	2005, 2008

2012 PRO BOWL HIGHS

The Ravens had six players named to the Pro Bowl for their performances during the 2012 season. Baltimore has had at least five players selected to the Pro Bowl in each of the last five seasons (2008-12), compiling a total of 28 selections during this time.

MOST PRO BOWL HONOREES (Original 2012 Selections)

Rk.	Team	Pro Bowlers
1.	San Francisco	9
2.	Houston	8
3.	New England	7
4.	Baltimore	6

13 PRO BOWLERS

The Ravens had 13 Pro Bowlers on their 2012 53-man roster, including six who earned 2012 All-Star honors: **S Ed Reed** (ninth), **DT Haloti Ngata** (fourth), **FB Vonta Leach** (third), **RB Ray Rice** (third), **G Marshal Yanda** (second) and **WR/RS Jacoby Jones** (first).

PRO BOWLERS ON 2012 ROSTER (13)

ST Brendon Ayanbadejo (3)	DT Haloti Ngata (4)
C Matt Birk (6)	S Ed Reed (9)
WR Anquan Boldin (3)	RB Ray Rice (3)
ST Corey Graham (1)	OLB Terrell Suggs (5)
WR/RS Jacoby Jones (1)	G Marshal Yanda (2)
FB Vonta Leach (3)	
LB Ray Lewis (13)	
T Bryant McKinnie (1)	

Bold: 2012 Pro Bowler

NFL'S TOP 100

It can be argued that the 100 best NFL players of 2012, as voted by the players late in 2011, doesn't really represent the best. Maybe coaches or scouts have a different list. Certainly, there are reporters who compiled rankings of their own. Still, it's special for the Ravens to boast seven players overall (tied with Phi. and SF for the NFL's most) – including five standouts in the Top 25.

THE NFL'S TOP 100 PLAYERS OF 2012 (NFL Players' Poll / NFL Network)

NFL Rank	Player	Position Ranking
9	DT Haloti Ngata	No. 1 defensive tackle
11	OLB Terrell Suggs	No. 2 linebacker
16	S Ed Reed	No. 1 safety
20	LB Ray Lewis	No. 3 linebacker
22	RB Ray Rice	No. 4 running back
45	FB Vonta Leach	No. 1 fullback
74	QB Joe Flacco	No. 11 quarterback

WINNING WAYS

The Ravens are the only NFL team to win a playoff game in each of the past four and five seasons – and the only NFL club to secure a postseason berth in each of the last five seasons (2008-12). Baltimore has also earned three berths in the conference title game, ranking as the NFL's most such appearances since 2008.



MOST NFL PLAYOFF BERTHS / PAST FIVE SEASONS

Berths	Team
5	Baltimore Ravens
4	Atlanta, Green Bay, Indianapolis, New England

• The Ravens' nine playoff wins over the past five seasons (2008-12) rank as the NFL's most. Six of the Ravens' victories have come on the road, also ranking as the NFL's most.

• All four of the Ravens' playoff losses from 2008-11 came at the hands of the team that represented the AFC in the Super Bowl. One of those teams (2010 Steelers) captured the Super Bowl Championship.

• The Ravens have played an NFL-high 14 road playoff games since 2000. Baltimore's nine postseason road wins during this span are the most in the league.

20/20 CLUB

The Ravens' "20/20 Club" includes members of the team's personnel staff who started with the Ravens as young assistants and grew into evaluators with more input. The term "20/20" refers to hiring 20-year-olds for \$20,000. According to **Ozzie Newsome**: "The guys actually started when they were a little older than 20 and for more than \$20,000, but that's what we call them."

RAVENS "20/20 CLUB" GRADUATES (Current Personnel Staff)

Name	Joined Ravens	Current Title
George Kokinis (Cle.)	1991	Senior Personnel Asst.
Eric DeCosta	1996	Assistant General Manager
Joe Hartz	1998	Director of College Scouting
Chad Alexander	1999	Asst. Dir. of Pro Personnel
Joe Douglas	2000	National Scout
Mark Azevedo	2005	Area Scout Southeast
David Blackburn	2007	Area Scout

ROOKIE FREE AGENT GEMS

The Ravens have a history of unearthing rookie free agent gems. On their final 2012 53-man roster, Baltimore had 13 players who entered the NFL as rookie free agents. Of those 13, nine were originally signed by the Ravens (listed below):

ORIGINAL RAVENS ROOKIE FREE AGENT SIGNINGS (On 2012 Active Roster)

2002: NT Ma'ake Kemoatu*	2011: DT Bryan Hall
2009: LB Dannel Ellerbe*	2012: S Omar Brown
2010: LS Morgan Cox*	2012: WR/RS Deonte Thompson
2010: LB Albert McClellan	2012: K Justin Tucker*
2011: LB Josh Bynes	* 2012 first-teamer/starter

"Three guarantees in life: Death, taxes and the Ravens ruling the draft. General manager Ozzie Newsome, [assistant general manager] Eric DeCosta and a great scouting department comprise a front office that always seems to be three steps ahead."

- FoxSports.com's Adam Schein, 2010

2012 REGULAR SEASON MILESTONES

BALTIMORE RAVENS

- Won back-to-back division titles for first time in franchise history
- Set a single-season franchise record for most points (398)
- Set a single-season franchise record for fewest turnovers (16)
- Set the single-season franchise record for most plays from scrimmage gaining 20-or-more yards (72)
- Set a single-season franchise record for most pass completions gaining 25-or-more yards (41)
- Captured the franchise's 150th regular season victory

OLB BRENDON AYANBADEJO

- Reached 175 career special teams tackles (187)
- Reached 100 career defensive tackles (127)

C MATT BIRK

- His 112-consecutive starts are the NFL's longest active streak among centers
- Reached 200 games played in career (210)

WR ANQUAN BOLDIN

- Reached 750 career catches (772)
- Surpassed 10,000 career receiving yards (10,165)
- Recorded his 10th-straight season with 50 catches, just one of four players in NFL history to accomplish the feat to begin a career

LB DANNELL ELLERBE

- Set career highs in tackles (89) and sacks (4.5)

QB JOE FLACCO

- First starting QB in NFL history to lead his team to the playoffs in each of his first five seasons (2008-12)
- Set career highs for passing yards (3,817) and completions (317) in a season
- Set a career high for rushing touchdowns (3)
- Tied a franchise record for 300-yard passing games in a season (5, Vinny Testaverde)
- Set a franchise record for career 300-yard passing games (13)
- Tied Jarret Johnson with his franchise-record 80th-straight start
- Became first QB in Baltimore football history (Colts and Ravens) to throw for 3,500 yards in four-straight seasons
- Reached 100 career passing touchdowns (102) - franchise record
- Reached 17,000 career passing yards (17,633) - franchise record
- Reached 1,500 career completions (1,507) - franchise record

DE ARTHUR JONES

- Set career highs in tackles (47), sacks (4.5) and FFs (1)

WR/RS JACOBY JONES

- Tied an NFL record with a 108-yard KOR-TD
- Became first Raven to post multiple KOR-TDs in season and career
- Became first player in NFL history to record multiple KOR-TDs of at least 105 yards (108 and 105)
- Set a franchise record for kick return TDs in a season (2 KOR & 1 PR)
- Set a franchise record with a 30.7-yard KOR average

P SAM KOCH

- Played in his 112th-consecutive game (longest active Ravens streak and second longest in team history)
- Set single-season punting career highs and franchise records with a 47.1 gross average and 40.8 net average

OLB PAUL KRUGER

- Tied (Adalius Thomas, twice) a franchise record with a sack in five-consecutive games
- Posted career highs in tackles (42), sacks (9) and FFs (1)

DT HALOTI NGATA

- Reached 20 sacks for his career (22)
- Reached 400 career tackles (444)
- Played in his 100th-career game (108) and started his 100th-career game (106)

TE DENNIS PITTA

- Tied a franchise record for TD receptions by a TE (7, Todd Heap)
- Posted career highs with 61 catches for 669 yards
- Reached 100 receptions for his career (102)

S BERNARD POLLARD

- Surpassed 500 career tackles (576)
- Played in his 100th career game (105)

S ED REED

- Set the all-time NFL record for career INT return yards (1,541)
- Reached the 60-INT career milestone (61)

RB RAY RICE

- Passed Willis McGahee for third in franchise history in total touchdowns (39) and second in rushing touchdowns (33)
- Reached 8,000 career scrimmage yards (8,233), second most in franchise history
- Reached 300 career receptions (311)
- Surpassed 5,500 career rushing yards (5,520), second most in franchise history
- Posted 1,000 rushing yards for the fourth-consecutive season, the first player in Ravens history to achieve the feat
- Started his 41st-straight game, the longest active streak among NFL RBs

WR TORREY SMITH

- Set a career high in games started (16), receiving yards (855) and receiving touchdowns (8)

K JUSTIN TUCKER

- Set a franchise record for most successful PATs in a season (42)
- Set a franchise record for most points by a rookie (132)
- Posted the second-best single-season Ravens FG pct. mark and second-best all-time NFL rookie FG pct. mark (90.9), going 30-33

CB CARY WILLIAMS

- Set a career high with 4 INTs

RAVENS IRONMEN / RANKINGS

CONSECUTIVE GAMES STARTED: CURRENT NFL STREAKS

CENTERS

1. **Matt Birk (Bal.)**112
2. Chris Myers (Hou.)96
3. Brad Meester (Jax.)74
4. Jonathan Goodwin (SF) . . .70
5. Dominic Raiola (Det.) . . .68

QUARTERBACKS

1. Eli Manning (NYG)135
2. Philip Rivers (SD)112
3. **Joe Flacco (Bal.)**80
4. Tom Brady (NE)64
5. Matt Ryan (Atl.)51

RUNNING BACKS

1. **Ray Rice (Bal.)**41
2. Steven Jackson (STL) . . .30
3. Frank Gore (SF)28
4. Michael Turner (Atl.) . . .17
5. Three Players16



BALTIMORE'S IRONMEN

P Sam Koch currently owns the Ravens' active consecutive games played streak, seeing action in 112-straight contests, also having never missed a game in his career:

RAVENS CONSECUTIVE GAMES PLAYED / CURRENT STREAKS

Rk.	Player	Games
1.	Sam Koch	112
2.	Joe Flacco	80
3.	M. Birk, M. Oher, R. Rice	64

RAVENS CONSECUTIVE GAMES PLAYED / ALL-TIME STREAKS

Rk.	Player	Games	Years
1.	Jarret Johnson	129	2003-11
2.	Sam Koch	112	2006-present
3.	Peter Boulware	111	1997-2003
4.	Matt Stover	110	2002-08
5.	Terrell Suggs	105	2003-09

BIRK HITS 200

In 2012's Week 6 victory over Dallas (10/14), **C Matt Birk** played in his 200th-career game (now at 210). Birk has started 189 games in his career, including 112 consecutive. His 112-straight starts are the NFL's longest such active streak among centers.

To close out 2012, Birk and **LB Ray Lewis** (228 games) were two of just 23 active players who had seen action in 200 career games.

JOE'S NEVER MISSED A GAME

80

Consecutive starts by **QB Joe Flacco**, tied for the most in team history. Former OLB Jarret Johnson (currently playing for San Diego) also made 80-straight starts for the Ravens from 2007-11.

FINAL 2012 TOP RANKINGS

Player	Category	No.	AFC Rank	NFL Rank
Joe Flacco	Fewest INTs	10	4	7t
Joe Flacco	4th Qtr. Passer Rating	103.1	2	4
Joe Flacco	25+ Yard Completions	40	1t	2t
Jacoby Jones	Longest KOR	108t	1	1
Jacoby Jones	KOR TDs	2	1	1
Jacoby Jones	KOR Average	30.7	1	1
Jacoby Jones	Total Return TDs	3	1t	1t
Sam Koch	Net Punting Average	40.8	5	8
Haloti Ngata	Tackles by a DT	51	4	8t
Dennis Pitta	Touchdowns by a TE	7	3t	6t
Ed Reed	Fumble Recoveries	3	4t	9t
Ray Rice	Receptions by a RB	61	1	2
Ray Rice	Scrimmage Yards	1,621	4	9
Ray Rice	Rushing TDs	9	4	9t
Torrey Smith	Yards Per Catch Avg.	17.4	3	4
Justin Tucker	KO Touchbacks	49	3	5
Justin Tucker	Longest FG	56 yards	2	6t
Justin Tucker	Field Goal Percentage	90.9	3	6
Justin Tucker	Leading Scorers (Ks)	132	4	8

2012 TIGHT BATTLES

The Ravens played in an NFL-high eight games that were decided by 3 points or less in 2012. Baltimore produced a 5-3 record in those contests, with two of the defeats coming by 3 points (31-28 at Was. in Week 14 and 23-20 vs. Pit. in Week 13). The other loss produced a 1-point margin of defeat (24-23 at Phi. in Week 2).

NFL'S TOP HOME FIELD

In October of 2012, *ESPN.com* named Baltimore's M&T Bank Stadium the "Toughest Stadium" in the NFL, ranking the Ravens as having the league's No. 1 homefield advantage.

NFL'S BEST HOMEFIELD ADVANTAGES (ESPN.com, 2012)

1. **M&T Bank Stadium: Baltimore Ravens**
2. Century Link Field: Seattle Seahawks
3. Lambeau Field: Green Bay Packers
4. Heinz Field: Pittsburgh Steelers
5. Sports Authority Field at Mile High: Denver Broncos



The Ravens are 21-3 at M&T Bank Stadium over the past three seasons.

THAT M&T MAGIC

THE M&T ADVANTAGE

Under **John Harbaugh**, the Ravens have won 24 of their last 27 regular season home games and are 33-7 in games played in Baltimore, tying for the NFL's second-best home mark since 2008.

NFL'S BEST REGULAR SEASON HOME RECORDS (John Harbaugh Era / Since 2008)

Rk.	Team	Record	Pct.
1.	New England Patriots	34-6	.850
2.	Baltimore Ravens	33-7	.825
	Atlanta Falcons	33-7	.825
4.	Green Bay Packers	32-8	.800
5.	New Orleans Saints	29-11	.725
	Pittsburgh Steelers	29-11	.725

HISTORY OF DOMINANCE

Simply put, the Ravens have been dominant at home since the day they arrived in Baltimore. Below are the Ravens' respective home records and corresponding NFL rankings during several periods.

RAVENS HOME RECORDS / NFL RANKINGS

Time Period (Milestone)	Record	NFL Rank
Since 2010 (Past Three Seasons)	21-3	2t
Since 2008 (John Harbaugh Arrival)	33-7	2t
Since 2000 (Super Bowl Season)	79-25	2
Since 1998 (M&T Bank Stadium Opened)	87-33	2t
Since 1996 (Team's Inception)	94-41-1	4

M&T POINTS PRODUCTION

The Ravens scored an average of 31.8 points per game at M&T Bank Stadium in 2012, ranking as the NFL's fourth-best mark among home teams. Baltimore set a franchise record for most points scored at home in a season, producing 254. The Ravens surpassed the previous mark of 230 (from 2009).

POINTS PER GAME AT HOME (2012 Season)

Rk.	Team	Points	Points/Game
1.	New England Patriots	278	34.8
	New York Giants	278	34.8
3.	Denver Broncos	260	32.5
4.	Baltimore Ravens	254	31.8
5.	New Orleans Saints	246	30.8

Ravens Post 55 in Week 10:

- The Ravens scored 55 points in Week 10's win over Oakland at M&T Bank Stadium, marking their highest scoring output in franchise history.

CHARM CITY RUSH

Since 2008, Baltimore has rushed for 134.5 yards per game at home (fifth most among home teams) and 53 TDs, ranking second.

NFL RUSHING / HOME TEAMS (Since 2008)

RUSHING YARDS PER GAME	RUSHING TOUCHDOWNS
1. Minnesota145.4	1. New England 55
2. Kansas City144.4	2. Baltimore 53
3. Carolina140.8	3. NY Giants 50
4. New England135.5	4. Atlanta 47
5. Baltimore 134.5	Houston 47

AT HOME UNDER HARBAUGH

15.1

Points per game Baltimore has permitted at home since 2008, the NFL's second-best mark (Pittsburgh is first at 14.9 ppg).

55

Interceptions by the Ravens at home since 2008, ranking as the NFL's second most at home (GB is first with 68).

66.8

Passer rating the Ravens have forced for opposing QBs at M&T Bank Stadium since 2008, the NFL's top defensive mark.

286.7

Yards per game the Ravens' defense has permitted at home since 2008, ranking as the NFL's third-stingiest average during that span (Pit. - 267.2 and NYJ - 281.7).

1,071-605

Ratio the Ravens have outscored opponents at home since 2008, limiting foes to 15.1 points per game. In their 33 wins during this span, the margin of victory has been 14.1 ppg.

M&T BANK SECURITY

The Ravens' "D" has been stout at home for many seasons. Since the 2003 campaign, Baltimore ranks first in fewest points allowed per game among NFL home teams. The Ravens also have the most INTs (115) and have posted the second-most sacks (220).

BEST NFL DEFENSES AT HOME (Since 2003)

TOTAL DEFENSE (Fewest Yards Allowed)	POINTS PER GAME (Fewest Allowed)
1. Pittsburgh273.9	1. Baltimore 15.6
2. Baltimore 283.6	2. Pittsburgh16.1
3. NY Jets299.8	3. New England16.5

INTERCEPTIONS (Most in NFL)	SACKS (Most in NFL)
1. Baltimore 115	1. NY Giants 223
2. Green Bay 108	2. Baltimore 220
3. Chicago 107	3. Minnesota 215

HOME STREAKS SNAPPED IN '12

- In Week 13's division battle against the Steelers, Baltimore's home winning streak was snapped. The Ravens entered the game having won 15-consecutive games at M&T Bank Stadium (16 including playoffs), the NFL's longest active home streak at the time.

- The defeat marked the Ravens' first loss at home since 12/5/10, which also came against the Steelers (13-10).

- Pittsburgh's win in Week 13 snapped another streak: The Ravens had won 12-straight AFC North games, tying Indianapolis for the longest division winning streak since the NFL's 2002 division realignment.

- With Week 15's loss to Denver, the Ravens dropped back-to-back home games for the first time under **John Harbaugh**. The last time Baltimore lost consecutive home games was in 2007 (12/3 and 12/9), a stretch that spanned 39 home games leading into Week 15's defeat.

RAVENS TEAM NOTES / COACHES

CONFERENCE STANDOUTS

The Ravens have won 10 of their last 14 games against AFC foes (and 14 of their last 19). Under head coach **John Harbaugh**, Baltimore is 41-19 in conference play, ranking as the third-best such mark since the 2008 campaign.

BEST RECORDS IN CONFERENCE PLAY (Since 2008)

Rk.	Team	Record	Pct.
1.	New England Patriots (AFC)	45-15	.750
2.	Green Bay Packers (NFC)	42-18	.700
3.	Baltimore Ravens (AFC)	41-19	.683

AFC NORTH CROWNS

The Ravens have produced four AFC North titles since 2002 division realignment, including back-to-back division crowns (2011-12).

MOST AFC NORTH TITLES (Since 2002 Division Realignment)

Rk.	Team	AFC North Titles
1.	Pittsburgh Steelers	5
2.	Baltimore Ravens	4
3.	Cincinnati Bengals	2
4.	Cleveland Browns	0

RAVENS AFC NORTH TITLE SEASONS (Franchise History)

Season	Coach	Final Record	Postseason (Rec.)
2012	John Harbaugh	10-6	SB Champs (4-0)
2011	John Harbaugh	12-4	AFC Champ. (1-1)
2006	Brian Billick	13-2	Div. Game (0-1)
2003	Brian Billick	10-6	WC Game (0-1)

DOMINANT VS. THE DIVISION

Since **John Harbaugh's** Baltimore arrival in 2008, Baltimore has produced a 21-9 record in AFC North play. Impressively, from 2010-12 (a streak that ended vs. Pittsburgh in 2012's Week 13), the Ravens won 12-straight division games, which ties (Indy and GB) for the NFL's longest such run since 2002 divisional realignment.

NFL'S BEST RECORDS VS. OWN DIVISION (Since 2008)

Rk.	Team	Record	Pct.
1.	New England Patriots	24-6	.800
2.	Green Bay Packers	23-7	.767
3.	Baltimore Ravens	21-9	.700

LONGEST DIVISIONAL WIN STREAKS SINCE DIVISION REALIGNMENT IN 2002

Team	Division Win Streak	Years
Baltimore Ravens	12	2010-12
Green Bay Packers	12	2010-12
Indianapolis Colts	12	2004-06
Seattle Seahawks	10	2004-06
Philadelphia Eagles	10	2003-04

RAVENS GET HOT ON COLD GROUND

During the **John Harbaugh** Era (since 2008), Baltimore has rushed for a strong 159.5 yards per game in December/January and has allowed a stout 91.4 rushing yards per game in those months.

RUSHING YARDS PER GAME: DECEMBER/JANUARY (Since 2008)

Rk.	Team	Att.	Yds.	TD	YPG
1.	Carolina Panthers	779	4,221	39	175.9
2.	Baltimore Ravens	794	3,828	28	159.5
3.	Minnesota Vikings	737	3,598	25	149.9

RUSHING YARDS ALLOWED PER GAME: DECEMBER/JANUARY (Since 2008)

Rk.	Team	Att.	Yds.	TD	YPG
1.	Baltimore Ravens	605	2,193	11	91.4
2.	San Francisco 49ers	636	2,296	17	95.7
3.	Pittsburgh Steelers	610	2,326	10	96.9

2012 COACHING STAFF

Coach	Position	NFL Exp.	Ravens Exp.
John Harbaugh	Head Coach	15	5
Jerry Rosburg	Asst. Head Coach/Special Teams Coord.	12	5
Jim Caldwell	Offensive Coordinator	12	1
Dean Pees	Defensive Coordinator	9	3
Teryl Austin	Secondary	9	2
Juney Barnett	Asst. Strength and Conditioning	10	1
Clarence Brooks	Defensive Line	20	8
Jason Brooks	Offensive Quality Control	5	4
Randy Brown	Kicking Consultant	9	5
Juan Castillo	Special Consultant	18	1
Wade Harman	Tight Ends	16	14
Chris Hewitt	Assistant Special Teams	1	1
Jim Hostler	Wide Receivers	13	5
Don Martindale	Inside Linebackers	8	1
Andy Moeller	Offensive Line	5	5
Ted Monachino	Linebackers	7	3
Wilbert Montgomery	Running Backs	16	5
Bob Rogucki	Strength and Conditioning	22	5
Craig Ver Steeg	Senior Offensive Assistant	7	5
Todd Washington	Assistant Offensive Line	2	2
Matt Weiss	Defensive Quality Control	4	4

2012 COACH LOCATIONS

SIDELINE

John Harbaugh - HC
 Jerry Rosburg - ST
 Juney Barnett - ASC
 Clarence Brooks - DL
 Randy Brown - K
 Wade Harman - TEs
 Chris Hewitt - AST
 Jim Hostler - WRs
 Don Martindale - ILBs
 Andy Moeller - OL
 Wilbert Montgomery - RBs
 Bob Rogucki - SC

COACHES BOOTH

Jim Caldwell - OC
 Dean Pees - DC
 Teryl Austin - DBs
 Jason Brooks - OQC
 Juan Castillo - Cons.
 Ted Monachino - LBs
 Craig Ver Steeg - Sr. OA
 Todd Washington - AOL
 Matt Weiss - DQC



RAVENS TEAM / PLAYER NOTES

LITTLE GIVE, PLENTY TAKE

Since head coach **John Harbaugh** took over the Ravens in 2008, Baltimore has compiled a +41 turnover margin, ranking as the NFL's third-best mark. (The Ravens were +9 in 2012.)

NFL'S TOP TURNOVER MARGIN (Since 2008)

Rk.	Team	Turnover Diff.	Take-Aways	Give-Aways
1.	New England	+77	163	86
2.	Green Bay	+72	161	89
3.	Baltimore	+41	144	103

MOST TAKE-AWAYS (Since 2008)

1.	Chicago	170
2.	New England	163
3.	Green Bay	161
4.	NY Giants	151
5.	NY Jets	145

FEWEST GIVE-AWAYS (Since 2008)

1.	New England	86
2.	Green Bay	89
3.	Atlanta	102
4.	Baltimore	103
5.	San Francisco	108

TURNOVER TABLE SINCE 2000

Year	TA/TO	Plus/Minus	Record
2012	25/16	+9	10-6
2011	25/23	+2	12-4
2010	27/20	+7	12-4
2009	32/22	+10	9-7
2008	34/21	+13	11-5
2007	23/40	-17	5-11
2006	40/23	+17	13-3
2005	26/36	-10	6-10
2004	34/23	+11	9-7
2003	41/38	+3	10-6
2002	31/32	-1	7-9
2001	28/36	-8	10-6
2000	49/26	+23	12-4
Total	415/352	+63	126-82

Since 2000, here are the Ravens' records in a game:

When turnover ratio is +2 or better	.62-2
When turnover ratio is +1 or better	.88-6
When turnover ratio is even	.20-16
When turnover ratio is negative	.17-60

62-2

Since 2000, the Ravens own a 62-2 record when posting at least a +2 turnover margin in a game, with the only losses coming in 2010 in a 23-20 OT thriller at New England (10/17) and in Week 2 of 2012 in a 24-23 dramatic game at Philadelphia (9/16).

2012 TURNOVER DIFFERENTIAL

TURNOVER DIFFERENTIAL / 2012 SEASON

Rk.	Team	Take-Aways	Give-Aways	Turnover Diff.
1.	New England	41	16	+25
2.	Chicago	44	24	+20
3.	Washington	31	14	+17
4.	NY Giants	35	21	+14
5.	Atlanta	31	18	+13
	Seattle	31	18	+13
7.	Houston	29	17	+12
8.	Baltimore	25	16	+9
	San Francisco	25	16	+9

HEATING UP IN THE COLD

Since the **John Harbaugh** Era began in 2008, Baltimore has compiled a stout record in the combined months of November, December and January, going 32-14 overall (.696).

BEST RECORDS IN NOVEMBER/DECEMBER/JANUARY (Since 2008)

Rk.	Team	Nov.	Dec./Jan	Overall	Pct.
1.	New England	13-7	21-3	34-10	.773
2.	New Orleans	16-4	14-9	30-13	.698
3.	Baltimore	17-5	15-9	32-14	.696
	Atlanta	17-6	15-8	32-14	.696
	Indianapolis	17-7	15-7	32-14	.696

CONSISTENT WINNERS

75

Consecutive games played by the Ravens without having a losing record, the NFL's longest such active streak. Baltimore has not been below .500 since starting 2-3 in 2008. Houston & San Francisco own the next best active streak at 32 games of being at .500 or above.

KRUGER A SCARY FORCE

OLB Paul Kruger, a second-round draft pick in 2009, led the Ravens with 9 sacks in 2012. From games 9-13, he recorded a sack in five-straight contests (totaling 6.5 sacks) to tie a Ravens' franchise record for most consecutive games with a sack. (Former OLB Adalius Thomas twice had five-game streaks with at least 1 sack in each outing.) Here's how each streak stacks up:

CONSECUTIVE GAMES WITH A SACK (Ravens Franchise History)

Player	Games	Sacks	Yards	Year (Games)
Paul Kruger	5	6.5	-38.5	2012 (9-13)
Adalius Thomas	5	5	-53	2005 (12-16)
Adalius Thomas	5	5	-21	2006 (5-9)

Kruger Quick Hit:

- Dating back to 11/11 (the regular season's final eight weeks), Kruger's 7.5 sacks tie (Chris Long) for fifth in the NFL.

PITTA A PRIME TE TARGET

In 2012's Week 15 vs. Denver, **TE Dennis Pitta** set career highs in receiving yards (125) and TD catches (2), pulling in 7 receptions. Pitta scored his second TD of the game on a 61-yard catch and run – breaking three tackles along the way – a play that stands as the Ravens' second-longest from scrimmage in 2012. Pitta had 7 receiving TDs in 16 games, a mark that ties Todd Heap for the most scores by a TE in Ravens single-season history. Pitta's 61 catches in 2012 tied (**RB Ray Rice**) for second on the team, while his 7 receiving scores were also second (**WR Torrey Smith** had 8).

TD CATCHES BY A TIGHT END (Ravens Single Season)

1. Dennis Pitta	7 (2012)
Todd Heap	7 (2005)
3. Todd Heap	6 (2009)
Todd Heap	6 (2006)
Todd Heap	6 (2002)

TD CATCHES BY NFL TIGHT ENDS (2012 Season)

1. Rob Gronkowski (NE)	11
2. Jimmy Graham (NO)	9
Kyle Rudolph (Min.)	9
4. Tony Gonzalez (Atl.)	8
Heath Miller (Pit.)	8
6. Dennis Pitta (Bal.)	7
Antonio Gates (SD)	7

RAVENS DEFENSIVE NOTES

OVER A DECADE OF DOMINANCE

Dating back to their 2000 Super Bowl-winning season, the Ravens' "D" ranks in the Top 3 in most significant categories.

TOTAL DEFENSE (Yards Allowed Since 2000)

1. Pittsburgh 279.2
2. **Baltimore** **292.5**
3. Tampa Bay 313.2

TAKE-AWAYS (Most Since 2000)

1. **Baltimore** **416**
2. Chicago 415
3. New England 411

3RD-DOWN CONV. PCT. (Pct. Since 2000)

1. **Baltimore** **34.4**
2. Philadelphia 34.9
3. Chicago 35.1

INTERCEPTIONS (Most Since 2000)

1. Green Bay 271
2. **Baltimore** **260**
3. Tampa Bay 256

POINTS PER GAME (Fewest Allowed Since 2000)

1. Pittsburgh 17.1
2. **Baltimore** **17.3**
3. New England 18.7

RUSHING YARDS/GAME (Fewest Allowed Since 2000)

1. Pittsburgh 88.0
2. **Baltimore** **92.2**
3. Minnesota 102.5

OPPONENT QB RATING (Lowest Since 2000)

1. **Baltimore** **71.6**
2. Pittsburgh 74.4
3. Green Bay 75.6

INTERCEPTION TDs (Most Since 2000)

1. Green Bay 35
2. Chicago 34
3. **Baltimore** **33**

NFL-RECORD RUN "D"

From 1996-2011, the Ravens held opponents to under 4.0 yards per rush (an amazing 16-straight seasons), ranking as the longest streak in NFL history. In 2012, Baltimore's impressive streak was snapped, as the Ravens allowed 4.0 yards per carry.

MOST CONSECUTIVE SEASONS ALLOWING LESS THAN 4 YARDS PER RUSH

Team	Seasons	Years
Baltimore Ravens	16	1996-2011
Buffalo Bills	15	1986-2000
Dallas Cowboys	15	1964-78

Six of Seven in the Top 5:

• The Ravens have finished in the Top 5 in run defense (yards allowed per game) in six of the past seven seasons. Baltimore ranked 20th in 2012.

LIMITING THE 100s

Dating back to the 1999 season, the Ravens have allowed the second-fewest 100-yard rushers (31) in the NFL. (Pittsburgh ranks first with 26.) The top teams stack up as follows:

100-YARD RUSHERS ALLOWED (Since 1999)

Rk.	Team	100-Yard Rushers
1.	Pittsburgh Steelers	26
2.	Baltimore Ravens	31
3.	San Diego Chargers	40

Rush "D" Quick Hits:

- Baltimore has allowed only 13 100-yard RBs in its last 99 games & 15 in the past 116 games (last was Denver's Knowshon Moreno, 118, on 12/16/12).
- From 12/17/06 to 10/4/09, the Ravens produced a 39-game streak without permitting a 100-yard rusher.

RECORD OF TOP THREE "3s"

From 2008-11, the Ravens' defense allowed the third-fewest points in the NFL *each* season – the best stretch in team history and also tying an NFL record. Since the 1970 merger, only five teams have achieved an impressive streak such as this. During the 2012 campaign, Baltimore permitted 21.5 points per game, tying (NYG) for 12th in the NFL. It marked the Ravens' lowest standing since 2007.

CONSECUTIVE SEASONS W/ TOP THREE SCORING DEFENSE (Since 1970 Merger)

Team	Consec. Seasons	Years
Baltimore Ravens	4	2008-11
Dallas Cowboys	4	1993-96
Los Angeles Rams	4	1974-77
Minnesota Vikings	4	1973-76
San Francisco 49ers	4	1984-87

TOP 10 STREAK SNAPPED

The 2012 campaign marked the first season since 2002 that the Ravens did not finish in the Top 10 in total defense (yards allowed). (Baltimore's unit ranked in the Top 10 for nine-straight seasons from 2003-11.) Since the 1970 merger, only six teams have produced at least eight-consecutive seasons with a Top 10 defense, with Pittsburgh (13) boasting the longest such active streak.

CONSECUTIVE SEASONS W/ A TOP 10 DEFENSE (Since 1970 Merger)

Team	Consec. Seasons	Years
Pittsburgh Steelers	13	2000-12
Dallas Cowboys	10	1970-79
Baltimore Ravens	9	2003-11
Los Angeles Rams	9	1973-81
Tampa Bay Buccaneers	9	1997-2005
Pittsburgh Steelers	8	1972-79

AN OFFENSIVE DEFENSE

Since 1996, the Ravens have posted 52 defensive TDs, scoring at least one in each year of their existence (including 2 pick-6's in 2012). Baltimore is 41-7 all time when tallying a D-TD. Since 2003, the Ravens own the NFL's second-most D-TDs, earning a 30-5 mark.

NFL DEFENSIVE TOUCHDOWNS (Since 2003)

Rk.	Team	D-TDs
1.	Green Bay Packers	40
2.	Baltimore Ravens	39
3.	Chicago Bears	35

INTERCEPTION TDs (Since 2003)

1.	Baltimore	29
2.	Green Bay	28
3.	Chicago	27

SHUTOUT CITY

Since 2000, Baltimore's "D" has registered the NFL's most shutouts, blanking opponents nine times. The Ravens' last shutout came on Nov. 16, 2009 in a 16-0 win at Cleveland on Monday Night Football.

NFL SHUTOUT LEADERS (Since 2000)

Rk.	Team	Shutouts
1.	Baltimore Ravens	9
2.	New England Patriots	8
	Pittsburgh Steelers	8
	Seattle Seahawks	8

RAVENS OFFENSIVE NOTES

BIG-PLAY "O"

The Ravens produced 72 plays of 20-or-more yards in 2012, ranking as the NFL's third most. Baltimore also had 62 passing plays of at least 20 yards, ranking fifth in the league.

BIG-PLAY PRODUCTION: PLAYS OF 20+ YARDS (2012 Season)

Rk.	Team	20+ Plays	20+ TDs	20+ Passes	20+ Pass TDs	20+ Runs	20+ Run TDs
1.	New Orleans	77	15	66	12	11	3
2.	Carolina	75	14	58	11	17	3
3.	Baltimore	72	12	62	11	10	1
4.	Denver	71	10	64	10	7	0
	Detroit	71	7	67	6	4	1
	San Francisco	71	13	54	10	17	3

AIRBORNE ASSAULT

The Ravens racked up 62 plays of 20-or-more yards through the air in 2012. Here is the breakdown of those bombs, which were distributed to nine different Ravens players:

RAVENS WITH CATCHES OF 20+ YARDS (2012 Season)

Player	Pos.	20+ Catches	20+ TDs	YPC Avg.
Anquan Boldin	WR	17	3	14.2
Torrey Smith	WR	16	3	17.4
Jacoby Jones	WR	9	1	13.5
Dennis Pitta	TE	8	3	11.0
Ray Rice	RB	6	1	7.8
Ed Dickson	TE	2	0	10.7
Tandon Doss	WR	2	0	17.6
David Reed	WR	1	0	13.2
Deonte Thompson	WR	1	0	10.2

RAVENS "O" FINISHES

10

Touchdowns the Ravens scored on 53 drives that began inside their own 20-yard line in 2012, tying (Was.) for the NFL's fourth-most TDs. (NE was first with 18, NO second with 13 and Sea. third with 12.)

16

Give-aways surrendered by the Ravens in 2012, tying (GB, NE & SF) for the NFL's second fewest. Only Washington (14) posted fewer turnovers during the 2012 campaign.

32

Touchdown drives of 60-or-more yards by the Ravens in 2012, tying several teams for the NFL's fifth most.

GROUND IT OUT

Baltimore has rushed for the NFL's fifth-most yards per game (128.8) since 2008, adding the fourth-most rush TDs (85, tied with NYG).

NFL RUSHING BREAKDOWN (Since 2008 / John Harbaugh Era)

RUSHING YARDS PER GAME		MOST RUSHING TDs	
Rk.	Team	YPG	TDs
1.	Carolina Panthers . . .	141.0	102
2.	Minnesota Vikings . . .	139.4	102
3.	New York Jets	134.0	86
4.	Kansas City Chiefs . . .	133.2	85
5.	Baltimore Ravens . .	128.8	85

A FRANCHISE RECORD

In the 2012 Week 10 win vs. Oak., Baltimore's 55 points set a single-game team record and also ranked as the third most by a NFL team in 2012. The Ravens' previous scoring record was 48 points, accomplished twice before: 12/13/09 vs. Det. and 12/19/05 vs. GB.

RAVENS SINGLE-GAME POINTS (Franchise History)

Pts.	Game	Result
55	11/11/12 vs. Oak.	W, 55-20
48	12/13/09 vs. Det.	W, 48-3
48	12/19/05 vs. GB	W, 48-3
44	Four times (all wins)	

MOST SINGLE-GAME POINTS (2012 Season)

Rk.	Team	Pts.	Game
1.	New England	59	11/18 vs. Ind.
2.	Seattle	58	12/9 vs. Ari.
3.	Baltimore	55	11/11 vs. Oak.
	Green Bay	55	12/23 vs. Ten.

TOP 5 "O" OUTPUTS

In the 2012 Week 16 win vs. NYG, Baltimore's offense registered 533 yards of offense (224 rushing & 309 passing), marking the third-highest output in team history. The Ravens' Top 5 all-time single-game marks have come during the **John Harbaugh Era** (since 2008).

RAVENS TOP TOTAL NET YARDS (Single-Game History)

Yards	Game/Date	Results
553	9/25/11 at STL	W, 37-7
548	12/13/09 vs. Det.	W, 48-3
533	12/23/12 vs. NYG	W, 33-14
503	9/23/12 vs. NE	W, 31-30
501	9/13/09 vs. KC	W, 38-24

OFFENSE EXPLODES IN 2012

Baltimore produced 72 offensive plays of 20-or-more yards in 2012, setting a franchise record. Additionally, the Ravens threw 41 passes gaining at least 25 yards, a figure that ranks as the most in Ravens single-season history and second in the NFL in 2012.

"BIG PLAY" BREAKDOWN / SEASON HIGHS (Ravens Franchise History)

TOTAL PLAYS GAINING 20+ YARDS		COMPLETIONS OF 25+ YARDS			
Rk.	Year	Plays	Rk.	Year	Comp.
1.	2012	72	1.	2012	41
2.	1996	62	2.	1996	36
3.	2009	60	3.	1999	31
4.	2011	57	4.	2011	29

DUAL 100s FOR RAVENS RBs

In 2012's Week 16 win vs. NYG, the Ravens rushed for a season-high 224 yards, besting the 186 they posted at Washington on 12/9. **RB Ray Rice** (107) and **RB Bernard Pierce** (123) each broke the 100-yard rushing barrier, marking the second time in Ravens history that dual backs posted 100 rushing yards in a game. The last time two Baltimore RBs each registered 100 yards rushing was with Le'Ron McClain (139) and Willis McGahee (108) on 12/20/08 at Dallas.

300, 100 & 100

In the 2012 Week 3 victory vs. New England, the Ravens' offense produced a 300-yard passer (**Joe Flacco** - 382), a 100-yard rusher (**Ray Rice** - 101) and a 100-yard receiver (**Torrey Smith** - 127) for just the fifth time in franchise history.

ALL-TIME WIN/LOSS

REGULAR SEASON RECORDS

	<u>Overall Record</u>	<u>Home</u>	<u>Away</u>
Overall	150-121-1	94-41-1	56-80
In M&T Bank Stadium (since 1998)	87-33	87-33	n/a
Coached by Ted Marchibroda	16-31-1	11-12-1	5-19
Coached by Brian Billick	80-64	50-22	30-42
Coached by John Harbaugh	54-26	33-7	21-19
vs. AFC Teams	117-95	73-39	44-56
vs. AFC North (AFC Central)	39-27 (26-28)	23-10 (13-14)	16-17 (13-14)
vs. AFC East	16-16	12-4	4-12
vs. AFC South	11-12	7-4	4-8
vs. AFC West	21-12	14-4	7-8
vs. NFC Teams	38-27-1	26-5-1	12-22
vs. NFC North (NFC Central)	4-4 (3-5)	4-0 (3-1)	0-4 (0-4)
vs. NFC East	12-6-1	7-1-1	5-5
vs. NFC South	6-6	3-3	3-3
vs. NFC West	13-6	9-0	4-6
On Monday Night Football - ABC/ESPN	8-9	4-2	4-7
On NBC/ESPN - Sunday Night	13-12	9-5	4-7
On NFL Network	3-2	2-0	1-2
In Overtime	10-8-1	6-2-1	4-6
Ravens Shutout Wins	10	5	5
In Season Openers	9-8	6-3	3-5
Indoors	4-11	n/a	4-11

Note: Baltimore has played in Houston's Reliant Stadium three times (2-1), Indy's Lucas Oil Stadium once (0-1) and Dallas' Texas Stadium once (1-0). Two of those games at Reliant Stadium (12/13/10 and 10/21/12) came when the roof was closed, meaning those games were "indoors," while the other games are considered "outdoors" due to open roofs.

In August	0-1	0-1	0-0
In September	35-22	23-5	12-17
In October	29-35	17-13	12-22
In November	42-31-1	23-10-1	19-21
In December	39-30	28-11	11-19
In January	5-2	3-0	2-2

RAVENS REGULAR SEASON TRENDS

<u>Team</u>	<u>Since 2000</u>	<u>Since 2008</u>	<u>2012</u>	<u>Offense</u>	<u>Since 2000</u>	<u>Since 2008</u>	<u>2012</u>
Record	126-82	54-26	10-6	Scoring 20 or more points	95-24	44-9	7-3
vs. AFC North (since 2002)	39-27	21-9	4-2	Scoring 30 or more points	46-3	26-1	5-0
vs. AFC	95-62	41-19	8-4	Having 20 or more first downs	53-28	31-9	6-1
vs. NFC	31-20	13-7	2-2	Totaling 350 or more net yards	56-21	31-6	6-2
Home	79-25	33-7	6-2	At least 35 minutes time of poss.	34-4	14-2	2-1
Away	47-57	21-19	4-4	Rushing for 150 or more yards	43-11	18-3	1-2
On grass	54-45	16-9	4-3	When not throwing an INT	72-11	34-4	6-0
Artificial turf	72-37	38-17	6-3	With a 100-yard rusher	46-16	18-3	3-1
Outdoors	123-74	50-22	10-5	Without a 100-yard rusher	80-66	36-23	7-5
Indoors	3-8	4-4	0-1	With a 100-yard receiver	27-13	14-6	3-1
September	27-15	12-4	3-1	Without a 100-yard receiver	99-69	40-20	7-5
October	26-24	10-8	2-1	With a 300-yard passer	15-6	12-1	5-0
November	37-19	17-5	4-0	Without a 300-yard passer	111-76	42-25	5-6
December	31-23	12-9	1-4	<u>Defense</u>	<u>Since 2000</u>	<u>Since 2008</u>	<u>2012</u>
January	5-1	3-0	0-0	When scoring a defensive TD	35-5	12-2	2-0
Leading at halftime	101-14	46-8	7-3	When returning an INT for a TD	29-2	11-1	2-0
Trailing at halftime	18-57	5-15	2-2	When returning a fumble for a TD	7-3	2-1	0-0
Tied at halftime	7-11	3-3	1-1	Recording 3 or more sacks	66-23	20-9	5-1
Tied after 3 quarters	3-6	1-2	0-1	Holding opp. under 250 net yards	37-4	21-4	1-1
Leading After 3 quarters	107-11	49-9	8-2	Holding opp. under 21 points	100-29	43-8	8-0
Trailing after 3 quarters	17-64	4-18	2-3	Holding opp. under 15 points	82-14	34-4	5-0
Decided by 7 points or less	50-42	19-18	6-4	Allowing a 100-yard rusher	13-18	6-7	2-2
Decided by 3 points or less	27-25	11-11	5-3	Not allowing a 100-yard rusher	112-65	48-19	8-4
When scoring first	85-22	40-7	7-2	Allowing a 100-yard receiver	26-24	9-8	1-2
When not scoring first	41-60	14-19	3-4	Not allowing a 100-yard receiver	101-57	45-18	9-4
Positive or even turnover ratio	109-23	45-10	9-2	Allowing a 300-yard passer	18-11	10-3	3-1
Negative turnover ratio	17-60	9-16	1-4	Not allowing a 300-yard passer	107-71	44-23	7-5
Winning penalty ratio	56-33	25-7	4-2				
Losing penalty ratio	60-42	23-14	6-2				
Overtime	7-6	4-3	1-1				
When returning a KOR for a TD	4-1	4-0	2-0				
When returning a PR for a TD	6-2	2-0	1-0				

DEFENSIVE PLAYER NOTES

THE ULTIMATE LB



Thirteen-time Pro Bowl **LB Ray Lewis** missed the Ravens' final 10 regular season games (torn triceps), but returned for the Wild Card win vs. Indianapolis. In Baltimore's four playoff games, Lewis had 51 total tackles, helping lead the Ravens to the Super Bowl XLVII title. In six regular season contests, he posted 57 tackles, 1 sack, 1 PD, 1 FR and 1 FF. Lewis is Baltimore's all-time tackle king (2,643 stops) and also has the most FRs (20), second-most INTs (31) and second-most FFs (20) in franchise history.

RAVENS CAREER DEFENSIVE RECORDS (All-Time History)

TACKLES

1. **Ray Lewis (1996-2012)** **2,643**
2. Kelly Gregg (2001-2010) 721
3. Terrell Suggs (2003-12) 682
4. Ed Reed (2002-12) 661
5. Jamie Sharper (1997-2001) 522

INTERCEPTIONS

1. Ed Reed (2002-12) 61
2. **Ray Lewis (1996-2012)** **31**
3. Chris McAlister (1999-2008) 26
4. Duane Starks (1998-2001) 20
- Rod Woodson (1998-2001) 20

FUMBLES RECOVERED

1. **Ray Lewis (1996-2012)** **20**
2. Terrell Suggs (2003-12) 11
3. Ed Reed (2002-12) 10

TACKLE MACHINE

LB Ray Lewis (17th NFL season) will retire as the league's active career tackles leader. Lewis, who has played in 228 games, is one of only two active players to hit the 2,000-tackle milestone. In 2011, Lewis led the Ravens in tackles (95) for the 14th time in his career. He has tallied at least 130 stops 13 times.

NFL CAREER TACKLE LEADERS (Active Players)

Rk.	Player (Year Entered NFL)	Tackles	Games
1.	Ray Lewis (1996)	2,643	228
2.	London Fletcher (1998)	2,361	240
3.	Keith Brooking (1998)	1,880	225
4.	Brian Urlacher (2000)	1,726	182
5.	Mike Peterson (1999)	1,611	198

AN ELITE NFL CLUB

In 2011's Week 6 win over Houston, **LB Ray Lewis** became the only player in NFL history to record 40 sacks and 30 INTs in a career.

NFL PLAYERS W/ 30+ SACKS & 25+ INTs (NFL History)

Player	Games	Sacks	INTs
Ray Lewis (1996-present)	228	41.5	31
Rodney Harrison (1994-2008)	186	30.5	34
William Thomas (1991-2001)	172	37.0	27

'BACKER THEFTS

LB Ray Lewis, who will retire as the NFL's active INT leader among linebackers, has 31 picks during his career. Lewis ranks sixth all time in INTs by a linebacker, passing Sam Huff (30) in Week 1 of the 2011 season. He was 1 INT shy of tying Nick Buoniconti, Jack Ham and Lee Roy Jordan for third all time by a linebacker.

LINEBACKER INTERCEPTION LEADERS (Active Players)

Rk.	Player (Team)	INTs	Yards	TDs
1.	Ray Lewis (Bal.)	31	503	3
2.	London Fletcher (Was.)	23	168	2
3.	Brian Urlacher (Chi.)	22	324	2
4.	Mike Peterson (Atl.)	19	272	1
	Takeo Spikes (SD)	19	276	3

TAKE IT AWAY

LB Ray Lewis' 50 career take-aways rank second all time among linebackers, with only Hall of Famer Jack Ham (53: 32 INTs and 21 FRs) producing more.

MOST CAREER TAKE-AWAYS BY A LINEBACKER (Since 1970 Merger)

Rk.	Player	Take-Aways	INTs	FRs
1.	Jack Ham	53	32	21
2.	Ray Lewis	50	31	19*
3.	Stan White	48	34	14

*Has 20 career overall FRs, but 1 came after teammate Jamie Sharper fumbled an INT that Lewis would then recover; thus, Lewis has 19 FR take-aways.

PERENNIAL PRO BOWLER

LB Ray Lewis has been invited to 13 Pro Bowls during his career, tying Hall of Famer Reggie White for the most by a defender in NFL history. Lewis has played in 12 Pro Bowls, missing the 2006 Hawaiian classic due to a hand injury. Here are the defenders who have earned the most Pro Bowls during their careers.

MOST PRO BOWL INVITATIONS / DEFENSIVE PLAYERS (NFL History)

Rk.	Player	Pro Bowl Invites
1.	LB Ray Lewis	13
	DL Reggie White	13
2.	CB Champ Bailey	12
	LB Junior Seau	12

LEWIS FINISHES STRONG

LB Ray Lewis, who missed the Ravens' final 10 regular season games (torn triceps), returned to action in the Wild Card win vs. Indianapolis. In Baltimore's four playoff games, Lewis had 51 total tackles (29 solo), ranking as the NFL's most in a single postseason dating back to the 2000 campaign, when he earned NFL Defensive Player of the Year and Super Bowl XXXV MVP honors.

MOST TOTAL TACKLES IN AN NFL POSTSEASON (Since 2000)

Player (Team)	Year	Games	Tackles
Ray Lewis (Bal.)	2012	4	51
Dan Morgan (Car.)	2003	4	45
Dannell Ellerbe (Bal.)	2012	4	32
Corey Graham (Bal.)	2012	4	32

Note: Totals based on press box figures.

DEFENSIVE PLAYER NOTES

A DANGEROUS REED



Eight-time Pro Bowl **S Ed Reed** has tallied 61 INTs during his career – the most in Ravens history and the NFL since he entered the league in 2002. Among active players, Reed's career INTs also rank first, while his 1,541 return yards are an NFL record, which he set in the 2012 Week 1 win over Cincy.

NFL CAREER INTERCEPTION LEADERS (Active Players)

Rk.	Player (Team)	G	INT	Yards	Avg.	Lg	TD
1.	Ed Reed (Bal.)	160	61	1,541	25.3	107t	7
2.	Charles Woodson (GB)	206	55	896	16.3	62t	11
3.	Champ Bailey (Den.)	210	52	464	8.9	70t	4

Reed Quick Hits: Of his 61 career INTs...

- 38 have come in the second half (most in the NFL since '02) and 24 in the fourth quarter (most in the NFL since '02).
- When Reed records an INT, the Ravens own a 37-12 record. When he makes 2 INTs in a game, Baltimore is 12-0 (13-0 including playoffs).
- 25 have come on third down, the NFL's most among active players on that particular down.
- Reed's 9 career playoff INTs tie (Ronnie Lott, Bill Simpson and Charlie Waters) for the most in NFL postseason history.

NFL RECORD-HOLDER

In the 2012 Week 1 win vs. Cincinnati, **S Ed Reed** became the NFL's all-time leader in INT return yards, passing Hall of Famer Rod Woodson for the most ever. Reed returned the 58th pick of his career for 34 yards, upping his all-time total to 1,497 yards. Reed had 4 thefts in 2012, equaling 78 return yards, which increased his career total to 61 INTs for 1,541 return yards.

CAREER INTERCEPTION YARDS LEADERS (NFL History)

Rk.	Player	G	INT	Yards	Avg.	Lg	TD
1.	Ed Reed	160	61	1,541	25.3	107t	7
2.	Rod Woodson	238	71	1,483	20.9	98t	12
3.	Darren Sharper	205	63	1,412	22.4	99t	11
4.	Deion Sanders	188	53	1,331	25.1	93t	9
5.	Emlen Tunnell	167	79	1,282	16.2	55t	4

PREMIER PLAYMAKER

S Ed Reed's 61 career INTs rank first among active players since he entered the NFL in 2002. Additionally, his 1,541 return yards stand first in NFL history, while he also owns the best return average ever.

NFL INTERCEPTIONS (Since 2002)

Rk.	Name	INT	Yards
1.	Ed Reed	61	1,541
2.	Asante Samuel	50	727
3.	Charles Woodson	44	663

INT RETURN AVERAGE (NFL History/Min. 30 INT)

Rk.	Name	Avg.	INT	Yards
1.	Ed Reed	25.3	61	1,541
2.	Deion Sanders	25.1	53	1,331
3.	Glen Edwards	24.6	39	961

GOING THE DISTANCE

LONGEST INTERCEPTION RETURNS / NFL HISTORY

Rk.	Player	Yards	Date/Game
1.	Ed Reed	107t	11/23/08 vs. Phi.
2.	Ed Reed	106t	11/7/04 vs. Cle.
3.	Vencie Glenn	103t	11/29/87 vs. Den.
	Louis Oliver	103t	10/4/92 at Buf.

REED'S TDs

S Ed Reed has scored 14 TDs in his career (including playoffs). Amazingly, Reed is the only player in NFL history to score return TDs off a punt return, blocked punt, INT and fumble recovery.

ED REED'S CAREER TOUCHDOWNS

Date/Game	Result	Touchdown
09/10/12 vs. Cin.	W	34-yard INT return
10/11/09 vs. Cin.	L	52-yard INT return
1/4/09 at Mia. (WC)	W	64-yard INT return
12/7/08 vs. Was.	W	22-yard FR return
11/23/08 vs. Phi.	W	107-yard INT return*
9/21/08 vs. Cle.	W	32-yard INT return
9/10/07 at Cin.	L	63-yard punt return
11/5/06 vs. Cin.	W	25-yard INT return
11/7/04 vs. Cle.	W	106-yard INT return
10/10/04 at Was.	W	22-yard FR return
11/23/03 vs. Sea.	W	16-yard punt block return
10/12/03 at Ari.	W	22-yard punt block return
9/14/03 vs. Cle.	W	54-yard INT return
11/24/02 vs. Ten.	W	11-yard punt block return

* NFL Record *Italics indicates postseason*

SCORING THEFTS

S Ed Reed has posted 9 regular season defensive touchdowns during his career. Reed's 9 "D-TDs" are the most in Ravens franchise history, while his 7 INT-TDs also rank first.

REGULAR SEASON DEFENSIVE TOUCHDOWNS (Ravens Career Leaders)

Rk.	Player	INT	FRs	Total
1.	Ed Reed	7	2	9
2.	Chris McAlister	5	1	6
3.	Rod Woodson	5	0	5
	Adalius Thomas	2	3	5

DUAL-INT GAMES

S Ed Reed registered the 12th dual-INT game (13th including playoffs) of his career in 2011's Week 1 win vs. Pittsburgh. Reed owns the most such games among players who began their careers in the Super Bowl Era (since 1966).

MOST GAMES WITH 2+ INTERCEPTIONS (Players Who Began Career in Super Bowl Era)

Player	2+ INT Games
Ed Reed	12
Ronnie Lott	11
Lem Barney	9
Dave Brown	9
Everson Walls	9


ALL-TIME NFL INTs



Rk.	Player	Games	INT	Yards
1.	Paul Krause	226	81	1,185
2.	Emlen Tunnell	167	79	1,282
3.	Rod Woodson	238	71	1,483
4.	Night Train Lane	157	68	1,207
5.	Ken Riley	207	65	596
6.	Ronnie Lott	192	63	730
	Darren Sharper	205	63	1,412
8.	Dave Brown	216	62	698
	Dick LeBeau	185	62	762
10.	Ed Reed	160	61	1,541

DEFENSIVE PLAYER NOTES

DEFENSIVE PLAYER OF THE YEAR



OLB Terrell Suggs, the 2011 AP Defensive Player of the Year, returned for his first game of the 2012 season in Week 7 vs. Houston after tearing his Achilles in April. He posted 4 tackles, 1 sack and 1 PD in his season debut, after finishing with a career-high 14 sacks in 2011. Suggs, who also forced an NFL-high 7 fumbles in 2011 – setting a career high and a Ravens' single-season record – ranks third in Ravens single-season sacks history. His 14 sacks in 2011 also ranked first in the AFC and tied San Francisco's Aldon Smith for fifth in the NFL.

RAVENS ALL-TIME SACKS (Career Leaders)

Rk.	Player (Years)	Sacks
1.	Terrell Suggs (2003-present)	84.5
2.	Peter Boulware (1997-2005)	70.0
3.	Michael McCrary (1997-2002)	51.0
4.	Ray Lewis (1996-present)	41.5
5.	Adalius Thomas (2000-06)	38.5

AFC SACKS LEADERS (2011 Season)

- 1. Terrell Suggs (Bal.) . . . 14**
- Tamba Hali (KC) 12
- Connor Barwin (Hou.) . . 11.5
- Von Miller (Den.) . . 11.5

RAVENS SACKS LEADERS (Single-Season Records)

- Peter Boulware (2001) . . 15
- Michael McCrary (1998) . . 14.5
- 3. Terrell Suggs (2011) . . . 14**
- Trevor Pryce (2006) . . . 13

HOT OFF THE EDGE

Since entering the NFL in 2003, **OLB Terrell Suggs'** 84.5 sacks rank seventh among active players, while his 625 yards lost stand sixth. Suggs had a team-, career- and AFC-high 14 sacks in 2011 and posted 2 QB drops in eight games in 2012.

NFL ACTIVE SACKS LEADERS (Since 2003)

Rk.	Player	Sacks	Yards
1.	Jared Allen (Min.)	117	736.5
2.	DeMarcus Ware (Dal.)	111	707
3.	Julius Peppers (Chi.)	99.5	605.5
4.	John Abraham (Atl.)	94.5	636
	Dwight Freeney (Ind.)	94.5	691
6.	Robert Mathis (Ind.)	91.5	657
7.	Terrell Suggs (Bal.)	84.5	625
8.	Osi Umenyiora (NYG)	75	520.5
9.	Trent Cole (Phi.)	71	529

Suggs Quick Hits:

- Suggs missed eight games in 2012, six while recovering from a torn Achilles tendon and two resting a torn biceps.
- The Ravens are 51-18 all time when Suggs records a sack.
- Baltimore is 13-1 when he tallies 2 or more sacks during his career.

THE DOMINANT DT



One of the NFL's most disruptive forces, **DT Haloti Ngata** was named to his fourth Pro Bowl in 2012. Perhaps the NFL's most athletic DT, Ngata stops the run (444 career tackles), rushes the passer (22 career sacks) and even drops into coverage (3 career INTs). In Week 11's win at Pittsburgh, he had 5 tackles and 1 sack (-10 yards), helping hold the Steelers to 10 points. Baltimore has a history of strong run defense, and with Ngata's help the past several seasons, has been consistently sturdy on the ground.

RAVENS RUSHING DEFENSE RANKINGS (Past Seven Seasons/Since Ngata Entered NFL)

Year	Yards Per Game Allowed		Avg. Per Play Allowed	
	Total	Rank	Total	Rank
2012	122.8	20th	4.0	8th
2011	92.6	2nd	3.5	2nd
2010	93.9	5th	3.9	8th
2009	93.3	5th	3.4	1st
2008	81.4	3rd	3.6	5th
2007	79.3	2nd	2.8	1st
2006	75.9	2nd	3.3	2nd

"NGATA" ON US

Dating back to 2006, when **DT Haloti Ngata** entered the NFL, the Ravens have allowed the NFL's second-fewest rushing TDs (56) and the NFL's third-fewest rushing yards per game (91.3 ypg).

RUSHING TOUCHDOWNS (Fewest Allowed Since 2006)

- Pittsburgh 50
- 2. Baltimore 56**
- Minnesota 61

RUSHING YARDS PER GAME (Fewest Allowed Since 2006)

- Pittsburgh 85.9
- Minnesota 87.8
- 3. Baltimore 91.3**

NGATA SCORES

In the 2011 Week 3 win at St. Louis, **DT Haloti Ngata** scooped up a Sam Bradford fumble and returned it 28 yards for his first-career TD. Ngata's scamper is the third-longest FR-TD in Ravens history, shy of OLB Adalius Thomas' 57- and 35-yarders.

D-TACKLE DOMINANCE

In the Ravens' 2012 season-opening win vs. Cincy, **DT Haloti Ngata** notched 1.5 QB drops, tying a career high. He has 10 sacks dating back to 2011, has racked up 115 tackles (fourth among NFL DTs) and has 6 PD, seventh most among NFL DTs during this span.

MOST TACKLES BY NFL DTs (Since 2011)

- Ahtyba Rubin 127
- Justin Smith 124
- Domata Peko 119
- 4. Haloti Ngata 115**
- Brandon Mebane 112
- Linval Joseph 108



RAVENS FORCED FUMBLES (Career Leaders)

- 1. Terrell Suggs 29**
- Ray Lewis 20
- Adalius Thomas 15

RAVENS FUMBLE RECOVERIES (Career Leaders)


- Ray Lewis 20
- 2. Terrell Suggs 11**
- Ed Reed 10

NGATA NAMED NO. 9

As voted on by fellow players in the NFL Network's Top 100 poll of 2012, **DT Haloti Ngata** was tabbed the NFL's ninth-best overall player (and top DT). He was one of seven Ravens to make the list.

OFFENSIVE PLAYER NOTES

THE FRANCHISE QB



In 2012, **QB Joe Flacco** set a single-season career high in passing yards, breaking his previous record of 3,622 from 2010. Flacco compiled 3,817 yards, 22 TDs and 10 INTs on 317-of-531 passing. He also connected on 40 completions of 25-or-more yards, setting a Ravens' single-season record.

RAVENS ALL-TIME PASSING LEADERS (Franchise History)

Rk.	Player	G	Att	Cmp	Pct	Yards	TD	INT	Rate
1.	Joe Flacco	80	2,489	1,507	60.5	17,633	102	56	86.3
2.	Kyle Boller	53	1,311	746	56.9	7,846	45	44	71.9
3.	V. Testaverde	29	1,019	596	58.5	7,148	51	34	82.8

AIR IT OUT



PASSING YARDS (2012 Season)

1. Drew Brees 5,177
2. Matt Stafford . . . 4,967
3. Tony Romo 4,903
4. Tom Brady 4,827
5. Matt Ryan 4,719
6. Peyton Manning . . 4,659
7. Andrew Luck 4,374
8. Aaron Rodgers . . . 4,295
9. Josh Freeman 4,065
10. Carson Palmer . . . 4,018
11. Matt Schaub 4,008
12. Eli Manning 3,948
13. Cam Newton 3,869
14. Joe Flacco **3,817**

25+ YARD PASSES (2012 Season)

1. Drew Brees 47
2. Joe Flacco **40***
- Peyton Manning . . . 40

* Ravens record

PCT. INTS THROWN (2012 Season)

1. Tom Brady 1.3
- Robert Griffin III . . 1.3
3. Aaron Rodgers . . . 1.4
4. B. Roethlisberger . . 1.8
5. Joe Flacco **1.9**

Note: Among NFL QBs with 500 attempts in 2012, Flacco (10), Brady (8) and Rodgers (8) threw the fewest INTs.

LEADER OF THE 300s

QB Joe Flacco owns a team-record 13 300-yard games, including five in 2012, tying Vinny Testaverde for the most in a Ravens' season.

300-YARD PASSING GAMES (Ravens Single Season)

1. Joe Flacco (2012) 5
- V. Testaverde (1996) . . . 5
3. Joe Flacco (2011) 4
4. Joe Flacco (2009) 3

300-YARD PASSING GAMES (Ravens History)

1. Joe Flacco (2008-12) . . . 13
2. V. Testaverde (1996-97) . . 8
3. Three other players 2

RAVENS RECORDS

QB Joe Flacco owns a franchise-record 30 100-plus single-game passer ratings, including six in 2012. Flacco has also posted three of the Top 4 passing games in team history.

RAVENS SINGLE-GAME PASSING YARDS

Yards	Player	Opp./Date
429	Vinny Testaverde	vs. STL, 10/27/96
389	Joe Flacco	at STL, 9/25/11
385	Joe Flacco	at Min., 10/18/09
382	Joe Flacco	vs. NE, 9/23/12

RAVENS SINGLE-SEASON PASSING YARDS

Rk.	Player (Year)	Cmp-Att	Pct.	Yards	TD	INT	Rate
1.	V. Testaverde ('96)	325-549	59.2	4,177	33	19	88.7
2.	Joe Flacco ('12)	317-531	59.7	3,817	22	10	87.7
3.	Joe Flacco ('10)	306-489	62.6	3,622	25	10	93.6
4.	Joe Flacco ('09)	315-499	63.1	3,613	21	12	88.9
5.	Joe Flacco ('11)	312-542	57.6	3,610	20	12	80.9

SUPER BOWL MVP

Super Bowl XLVII MVP **QB Joe Flacco** was masterful during the Ravens' 2012 playoff run, completing 73 of 126 passes for 1,140 yards, 11 TDs and 0 INTs to produce a 117.2 passer rating. Flacco joined Hall of Fame QB Joe Montana (1989) as the only players to produce 11 TDs and 0 INTs during an NFL postseason.

JOE FLACCO STATISTICS / 2012 PLAYOFFS (Game-By-Game Totals)

Game (Opp./Rd.)	Cmp-Att	Pct.	Yards	TD	INT	Rate
1/06/13 vs. Ind. (WC)	12-23	52.2	282	2	0	125.6
1/12/13 at Den. (Div.)	18-34	52.9	331	3	0	116.2
1/20/13 at NE (AFC)	21-36	58.3	240	3	0	106.3
2/03/13 at SF (SB)	22-33	66.6	287	3	0	124.2
Totals (Record: 4-0)	73-126	57.9	1,140	11	0	117.2

Flacco Quick Hits:

- In his final six games of 2012 (including playoffs and dating back to 12/23 of the regular season), Flacco was 102-of-170 for 1,483 yards, 13 TDs and 0 INTs, producing a 113.9 passer rating.
- To close out the season, Flacco did not throw an INT (since 12/16/12 vs. Denver), compiling a streak of 195 passes without a pick.
- Flacco, Joe Montana (1989) and Kurt Warner (2008) are the only QBs in NFL history to throw 11 TDs in a single postseason. Neither Flacco nor Montana threw an INT in their postseasons.

NFL POSTSEASON RECORDS

PASSING YARDS (Single-Season Playoff History)

1. Eli Manning (2011) . . . 1,219
2. Kurt Warner (2008) . . . 1,147
3. Joe Flacco (2012) **1,140**

PASSING TOUCHDOWNS (Single-Season Playoff History)

1. Joe Flacco (2012) **11**
- Joe Montana (1989) 11
- Kurt Warner (2008) 11

PASSING FIRST DOWNS (Single-Season Playoff History)

1. Eli Manning (2011) 61
2. Peyton Manning (2006) . . 55
3. Joe Flacco (2012) **53**
- Aaron Rodgers (2010) 53

PASSER RATING (Min. 80 Att.) (Single-Season Playoff History)

1. Joe Montana (1989) . . . 146.4
2. Troy Aikman (1992) . . . 126.4
3. Joe Flacco (2012) **117.2**
- Steve Young (1994) . . . 117.2

FLACCO FAST FACTS

MOST WINS BY STARTING QBs (Including Playoffs / Since 2008)

Rk.	Player	Record
1.	Joe Flacco	63-30
2.	Aaron Rodgers	57-29
	Matt Ryan	57-26
4.	Drew Brees	56-29

• In **Joe Flacco's** 54 regular season wins (second most by a starting QB since 2008), he is 998-of-1,598 (62.5%) for 12,406 yards, 72 TDs and 20 INTs (96.3 passer rating).

• Baltimore is 33-4 when Flacco produces at least a 95 rating (and 18-2 when he's at 110.0 or better).

MOST CONSECUTIVE STARTS BY QUARTERBACKS (Active Streaks / Regular Season)

Rk.	Player	Starts
1.	Eli Manning	135
2.	Philip Rivers	112
3.	Joe Flacco	80
4.	Tom Brady	64

• Flacco has 33 career regular season wins at home, tied (Matt Ryan) for the most among NFL starting QBs since 2008. Flacco is 33-7 at M&T Bank Stadium.

OFFENSIVE PLAYER NOTES

FLACCO COMEBACK WINS (13 REGULAR SEASON, 2 PLAYOFFS)

GAME-WINNING DRIVES IN FOURTH QUARTER OR OVERTIME

<u>Date/Opp.</u>	<u>Drive Length</u>	<u>Scoring Play</u>	<u>Time Left</u>	<u>Score</u>
11/2/08 at Cle.	5 plays, 59 yards in 1:54	Stover 22-yard field goal	5:36	30-27
1/10/09 at Ten. (Div.)	9 plays, 51 yards in 3:30	Stover 43-yard field goal	0:53	13-10
9/13/09 vs. KC	8 plays, 74 yards in 3:15	Clayton 31-yard pass from Flacco	2:06	38-24
11/29/09 vs. Pit.	6 plays, 17 yards in 3:23	Cundiff 29-yard field goal	6:42 (OT)	20-17
9/26/10 vs. Cle.	10 plays, 69 yards in 5:41	Boldin 27-yard pass from Flacco	9:13	21-17
10/3/10 at Pit.	4 plays, 40 yards in 0:36	Houshmandzadeh 18-yard pass from Flacco	0:32	17-14
10/24/10 vs. Buf.	4 plays, 9 yards in 1:58	Cundiff 38-yard field goal	10:54 (OT)	37-34
12/19/10 vs. NO	5 plays, 66 yards in 1:31	Cundiff 32-yard field goal	10:03	27-24 (30-24 final)
10/30/11 vs. Ari.	5 plays, 37 yards in 0:52	Cundiff 25-yard field goal	0:00	30-27
11/6/11 at Pit.	13 plays, 92 yards in 2:16	T. Smith 26-yard pass from Flacco	0:08	23-20
11/24/11 vs. SF	16 plays, 76 yards in 7:34	Pitta 8-yard pass from Flacco	14:56	13-6 (16-6 final)
9/23/12 vs. NE	7 plays, 70 yards in 1:55	Tucker 27-yard field goal	0:00	31-30
11/04/12 at Cle.	9 plays, 81 yards in 4:22	T. Smith 19-yard pass from Flacco	4:26	22-15 (25-15 final)
11/25/12 at SD	12 plays, 40 yards in 3:09	Tucker 38-yard field goal	0:00	13-13
	12 plays, 69 yards in 3:49	Tucker 38-yard field goal	1:07 (OT)	16-13
1/12/13 at Den. (Div.)	3 plays, 77 yards in :38	J. Jones 70-yard pass from Flacco	0:31	35-35
	6 plays, 16 yards in 2:33	Tucker 47-yard field goal	13:18 (2OT)	38-35

REVVED-UP OFFENSE

Under the direction of **Jim Caldwell**, who was elevated to offensive coordinator prior to the Ravens' Dec. 16 game vs. Denver, Baltimore averaged 400.6 yards of offense per contest (146.4 rushing and 254.1 passing) and 27.3 points per game.

RAVENS OFFENSIVE OUTPUT UNDER JIM CALDWELL (Final Seven Games of 2012)

<u>Date/Game</u>	<u>Points</u>	<u>Total Yards</u>	<u>Rush Yards</u>	<u>Pass Yards</u>
12/16/12 vs. Den.	17	278	56	222
12/23/12 vs. NYG	33	533	224	309
12/30/12 at Cin.	17	352	206	146
1/06/13 vs. Ind. (WC)	24	439	170	269
1/12/13 at Den. (Div.)	38	479	155	324
1/20/13 at NE (AFC)	28	356	121	235
2/03/13 at SF (SB)	34	367	93	274
Avg. Per Game	27.3	400.6	146.4	254.1

Playoff "O" Quick Hit:

- The Ravens averaged 410.3 yards of offense during the 2012 playoffs and scored 31.0 points per game.



FLACCO IS THE FIRST

Joe Flacco is the first starting QB in NFL history (since 1970 merger) to make the playoffs in each of his first five seasons. Also winning at least one playoff game in each of his first five years, he's compiled nine playoff victories, which tie (Tom Brady) for the most among QBs in the first five seasons of a career.

MOST PLAYOFF WINS BY A STARTING QB / FIRST FIVE SEASONS (Since 1970 Merger)

<u>Quarterback</u>	<u>Seasons</u>	<u>Playoff Wins/Record</u>
Joe Flacco	2008-12	9-4
Tom Brady	2000-04	9-0
Ben Roethlisberger	2004-08	8-2
Troy Aikman	1989-93	6-1

Flacco Quick Hits:

- Including playoffs, Flacco has posted 63 total wins in his first five seasons, ranking as the NFL's most among all NFL QBs since 2008.
- Flacco has six career road wins in the playoffs (including two apiece in each of the 2008 and 2012 campaigns), ranking as the most in NFL postseason history (Eli Manning is next with five).
- In the Ravens' last eight playoff games (since the 2010 season), Flacco is 150-of-253 for 2,012 yards, 18 TDs and 2 INTs (105.0 rating).

PLAYOFF NUMBERS TO RAVE ABOUT

23

Offensive plays of 20-or-more yards by the Ravens during the 2012 playoffs. During the regular season, Baltimore posted a franchise-record 72 such plays, which ranked third in the NFL.

71.4

Red zone TD scoring percentage by the Ravens during the 2012 postseason, scoring TDs on 10 of 14 trips inside the 20. At one point, Baltimore scored a TD on 10-straight trips inside the red zone.

OFFENSIVE PLAYER NOTES

RICE RANKS No. 1



Earning his third Pro Bowl honor in 2012, **RB Ray Rice** totaled 1,621 yards from scrimmage, the NFL's ninth most. He was one of three players (listed below) to post 1,000 rushing yards and 400 receiving yards. Rice ranked second in the NFL in catches by a RB (61) and fourth in receiving yards (478). It marked his fourth-straight season with at least 1,600 yards from scrimmage and his fourth-straight 1,000-yard rushing campaign.

PLAYERS W/ 1,000 RUSHING YARDS & 400 RECEIVING YARDS (2012 Season)

Player	----Rush----		----Rec.----	
	Att-Yds	TD	Rec-Yds	TD
Doug Martin (TB)	319-1,454	11	49-472	1
C.J. Spiller (Buf.)	207-1,244	6	43-459	2
Ray Rice (Bal.)	257-1,143	9	61-478	1

Dating back to 2009, Rice owns an NFL-high 7,506 total yards from scrimmage (5,066 rushing & 2,440 receiving), including a league-best 39 games where he's gained 100-or-more total yards.

NFL NET YARDS FROM SCRIMMAGE (Since 2009)

Rk. Player	Scrim. Yards	----Rush----		----Rec.----	
		Att-Yds	TD	Rec-Yds	TD
1. Ray Rice	7,506	1,109-5,066	33	278-2,440	6
2. Chris Johnson	7,058	1,212-5,660	35	187-1,398	3
3. Adrian Peterson	6,881	1,153-5,748	54	137-1,133	3

RICE & FAULK: NFL ELITE

In 2011, Pro Bowl **RB Ray Rice** became just the second player in NFL history to post multiple 1,000-yard rushing/700-yard receiving seasons (also in 2009), joining Hall of Famer Marshall Faulk, who did it an impressive four times (1998-2001).

RB RECEIVING RECORDS

RB Ray Rice is the Ravens' all-time receiving leader by a RB (311 for 2,713) and has 6 of the top 10 receiving days by a RB in team history. In 2012, Rice had 61 catches for 478 yards and 1 TD.

RECEIVING YARDS BY A RUNNING BACK (Ravens Single-Game History)

Rk. Player	Game/Date	Yards	Rec.	Avg.
1. Ray Rice	10/18/09 at Min.	117	10	11.7
2. Jamal Lewis	12/08/02 vs. NO	108	4	27.0
3. Priest Holmes	10/11/98 vs. Ten.	98	13	7.5
4. Ray Rice	11/7/10 vs. Mia.	97	7	13.9
5. Earnest Byner	10/27/96 vs. STL	96	6	16.0
6. Ray Rice	11/8/09 at Cin.	87	8	10.9
7. Ray Rice	9/25/11 at STL	83	5	16.6
8. Ray Rice	12/19/10 vs. NO	80	5	16.0
9. Ray Rice	10/11/09 vs. Cin.	74	7	10.6
10. Bam Morris	11/10/96 at Jax.	73	3	24.3

RAVENS ALL-TIME RUSHING

Rk. Player	Att.	Yards	Avg.	LG	TDs
1. Jamal Lewis	1,822	7,801	4.3	82t	45
2. Ray Rice	1,216	5,520	4.5	70t	33
3. Willis McGahee	673	2,802	4.2	77t	31

HUNDREDS ALL AROUND

RB Ray Rice has compiled 41 games with at least 100 total yards from scrimmage during his career, including 39 since he became a full-time starter and earned his first Pro Bowl honors in 2009. Rice's 39 games dating back to the '09 campaign rank as the NFL's most.

GAMES W/ 100+ TOTAL YARDS FROM SCRIMMAGE (Since 2009)

Rk. Player (Team)	100-Yard Games
1. Ray Rice (Bal.)	39
2. Adrian Peterson (Min.)	37
3. Chris Johnson (Ten.)	35
4. Arian Foster (Hou.)	33

RAY RICE'S TOP THREE YARDS FROM SCRIMMAGE (Since Career Began in 2008)

Rk. Date/Opp.	Total Yards	----Rush----	----Pass----
		Att-Yds TD	Rec-Yds TD
1. 12/19/10 vs. NO	233	31-153 1	5-80 1
2. 12/13/09 vs. Det.	219	13-166 1	4-53 0
3. 12/4/11 at Cle.	214	29-204 1	2-10 0

TOP RB TARGET

RB Ray Rice leads the NFL in catches and is second in receiving yards by a RB since he entered the league in 2008, amassing 311 catches for 2,713 yards. Rice also owns an NFL-best (by a RB) 92 catches and 863 yards on third down during this time, earning 41 first downs (also an NFL high by a RB, tied with Darren Sproles).

NFL RECEPTIONS BY A RB (Since 2008)

- 1. Ray Rice (Bal.) 311**
- Darren Sproles (NO) . . 294
- Matt Forte (Chi.) . . . 267

NFL RECEIVING YARDS BY A RB (Since 2008)

- Darren Sproles (NO) . . 2,736
- 2. Ray Rice (Bal.) 2,713**
- Matt Forte (Chi.) . . . 2,325

RICE TRENDS

Since **RB Ray Rice** entered the NFL in 2008, here are Baltimore's records when he hits a certain milestone during a game:

With 100+ rushing yards 14-3	With 100+ scrimmage yards . . . 29-12
With 15+ rushing attempts 37-6	With 150+ scrimmage yards . . . 13-4
With at least 1 rushing TD 21-4	With 175+ scrimmage yards 6-1

1,000/700 CLUB

RB Ray Rice and Marshall Faulk are the only players in NFL history to post multiple 1,000-yard rushing/700-yard receiving seasons.

PLAYERS WITH 1,000 RUSHING & 700 RECEIVING YARDS (Single-Season NFL History)

Player (Year)	Rushing Yards	Receiving Yards
Marcus Allen (1984)	1,168	758
William Andrews (1981)	1,301	735
Roger Craig (1985)	1,050	1,016
Marshall Faulk (2001)	1,382	765
Marshall Faulk (2000)	1,359	830
Marshall Faulk (1999)	1,381	1,048
Marshall Faulk (1998)	1,319	908
Steven Jackson (2006)	1,528	806
Ray Rice (2011)	1,364	704
Ray Rice (2009)	1,339	702
LaDainian Tomlinson (2003)	1,645	725
Brian Westbrook (2007)	1,333	771

OFFENSIVE PLAYER NOTES

DEEP THREAT



Second-year **WR Torrey Smith** ranked fourth in the NFL with a 17.4 yards-per-catch average in 2012, posting a career-high 855 yards on 49 receptions. Smith also had a team-high 8 receiving TDs. In 32 career games, he has scored 15 TDs through the air, tying (Travis Taylor) for seventh in team history.

NFL AVERAGE YARDS PER CATCH LEADERS (2012 Season)

Rk.	Player	Rec.	Yards	Avg.	LG	TD
1.	Vincent Jackson	72	1,384	19.2	95	8
2.	Cecil Shorts	55	979	17.8	80t	7
	Danario Alexander	37	658	17.8	80t	7
4.	Torrey Smith	49	855	17.4	54	8

Smith Quick Hit:

- Smith's 17.1 career yards-per-catch average ranks first in Ravens history.

TORREY'S COURAGEOUS NIGHT

WR Torrey Smith played in the 2012 Week 3 Sunday night victory over New England after his brother, 19-year-old Tevin Jones, passed away in a motorcycle accident that morning. Smith posted 6 catches for 127 yards and 2 TDs in the come-from-behind win, producing the third 100-yard game of his young career. Additionally, he eclipsed the 1,000-yard receiving milestone for his career.

2011 ROOKIE SENSATION

In 2011's Week 11 game vs. Cincinnati, **WR Torrey Smith** set a Ravens' single-season and single-game record for receiving yards by a rookie, totaling a career-high 165 yards on 6 catches (27.5 avg.). In 2011, he had 50 catches for 841 yards and a Ravens' rookie-record 7 TDs. Impressively, the 2011 second-round pick owns two of the Top 5 receiving days in team history.

Smith Quick Hits:

- During the '11 campaign, Smith ranked 13th in the NFL with a stout 16.8 yards-per-catch avg.
- Smith's 26-yard TD catch with 8 seconds remaining in Week 9 at Pit. capped a 92-yard drive and sealed the Ravens' 23-20 win.

- Impressively, 5 of his 7 TD receptions in 2011 covered at least 25 yards (74, 41, 38, 36, 26, 18 and 8 yards), and he averaged a sensational 34.4 yards-per-TD catch.

- Never before has a Ravens' wideout registered dual 150-yard receiving games in a season (165 vs. Cin. and 152 at STL). Smith also posted the Top 2 receiving yards performances by a rookie in the NFL in 2011.

- In 2011's Week 11, Smith joined Ken Burrow (2 in 1971) and Randy Moss (3 in 1998) as the only rookies in NFL history to have multiple games with at least 150 receiving yards and a TD catch.


MOST RECEIVING YARDS (RAVENS SINGLE-GAME HISTORY)

Yds.	Player/Game (Catches)
258	Qadry Ismail @ Pit., 12/12/99 (6 rec.)
198	Derrick Alexander vs. Pit., 12/1/96 (7 rec.)
165	Torrey Smith vs. Cin., 11/20/11 (6 rec.)
164	Mark Clayton @ Cin., 11/30/08 (5 rec.)
152	Torrey Smith at STL, 9/25/11 (5 rec.)

NFL 25+ YARD RECEPTIONS (2012 SEASON)

Rk.	Player	25+ Yard Catches
1.	Calvin Johnson (Det.)	21
2.	Demaryius Thomas (Den.)	18
3.	Vincent Jackson (TB)	17
4.	Dez Bryant (Dal.)	15
5.	Julio Jones (Atl.)	14
6.	Lance Moore (NO)	13
7.	Torrey Smith (Bal.)	12
	A.J. Green (Cin.)	12
	Andre Johnson (Hou.)	12
	Steve Smith (Car.)	12
	Roddy White (Atl.)	12

BOASTIN' ABOUT BOLDIN



Three-time Pro Bowl **WR Anquan Boldin** has 772 career catches for 10,165 yards and 58 TDs, producing 72.6 receiving yards per game (third-best mark among active players). In 2012, Boldin tallied team highs of 65 catches and 921 receiving yards, adding 4 TDs.

AVERAGE RECEPTIONS PER GAME (ACTIVE NFL PLAYERS)

Rec./G	Player
5.9	Andre Johnson (Hou.)
5.7	Brandon Marshall (Chi.)
5.5	Anquan Boldin (Bal.)
5.5	Larry Fitzgerald (Ari.)
5.5	Wes Welker (NE)
5.2	Marques Colston (NO)
5.1	Reggie Wayne (Ind.)

NFL'S MOST RECEIVING YARDS PER GAME (Active Players / Min. 100 Games)

Rk.	Player	GP	Rec.	Yards	TD	YPG
1.	Andre Johnson	138	818	11,254	56	81.6
2.	Larry Fitzgerald	140	764	10,413	77	74.4
3.	Anquan Boldin	140	772	10,165	58	72.6
4.	Marques Colston	102	532	7,394	58	72.5
	Brandon Marshall	107	612	7,755	45	72.5

Boldin Quick Hits:

- With 131 yards on 9 catches in the 2012 Week 4 win vs. Cleveland, Boldin now owns 33 career 100-yard receiving games.
- Boldin's six 100-yard games as a Raven rank third in team history: Mark Clayton (9), Derrick Mason and Derrick Alexander (7 each).
- Boldin (772) is one of nine active players with 750 receptions.

BOLDIN'S TREMENDOUS 10

WR Anquan Boldin is one of just four players in NFL history to start a career with 10-straight seasons of at least 50 receptions. In 2012, Boldin posted team highs of 65 catches and 921 receiving yards, with each mark ranking as a Ravens' personal career high.

CONSECUTIVE 50-PLUS CATCH SEASONS TO BEGIN A CAREER (NFL History/Since 1970 Merger)

Rk.	Player	Consec. Seasons	Years
1.	Marvin Harrison (Ind.)	11	1996-2006
	Torry Holt (STL)	11	1999-2009
3.	Gary Clark (Was., Pho./Ari.)	10	1985-94
4.	Anquan Boldin (Ari., Bal.)	10	2003-12
5.	Larry Fitzgerald (Ari.)	9	2004-12
6.	LaDainian Tomlinson (SD)	8	2001-08

FASTEST TO 400, 500 & 600

WR Anquan Boldin is the fastest player in NFL history to reach 400, 500 and 600 catches. In 2011's Week 13 win at Cleveland, he (123 games) hit the 700 milestone, becoming the third fastest (Marvin Harrison - 114 and Andre Johnson - 120) to hit the coveted mark.

FASTEST TO REACH 600 RECEPTIONS / NFL HISTORY

Player	Team With	No. of Games
Anquan Boldin	Baltimore	98
Marvin Harrison	Indianapolis	102
Andre Johnson	Houston	104
Larry Fitzgerald	Arizona	106

FASTEST TO 400		FASTEST TO 500		FASTEST TO 600	
Player	Gm	Player	Gm	Player	Gm
Anquan Boldin	67	Anquan Boldin	80	Anquan Boldin	98
Kellen Winslow Sr.	72	Larry Fitzgerald	87	Marvin Harrison	102

SPECIAL TEAMS PLAYER NOTES

SOARING WITH SAM



P Sam Koch, a 2010 Pro Bowl alternate, owns a 44.6 career gross average and 38.7 career net average, both marks that rank first in Ravens history. In 2012, Koch posted a career-high and Ravens franchise-record 47.1-yard gross average and a 40.8-yard net average, shattering his previous career highs.

CAREER GROSS PUNTING AVG. (Ravens History)

Rk.	Player	Avg.
1.	Sam Koch	44.6
2.	Greg Montgomery	43.2
3.	Dave Zastudil	41.6

CAREER NET PUNTING AVG. (Ravens History)

Rk.	Player	Avg.
1.	Sam Koch	38.7
2.	Greg Montgomery	37.2
3.	Kyle Richardson	35.4

PINNING 'EM DEEP

P Sam Koch is the Ravens' all-time leader in punts inside the 20 (currently has 198 during his career). In 2010, he posted a career-high 39 boots inside the 20, which were the NFL's second most and tied for sixth best all time in league history.

PUNTS INSIDE THE 20 (Ravens History)

Rk.	Player	In 20
1.	Sam Koch	198
2.	Kyle Richardson	128
3.	Dave Zastudil	89

PUNTS INSIDE THE 20 (2010 NFL Season)

Rk.	Player	In 20
1.	Steve Weatherford	42
2.	Sam Koch	39
3.	Andy Lee	34

Koch Quick Hits:

- In 2012, Koch placed 28 boots inside the 20 (tying for 13th in the NFL) and owned a 47.1-yard gross average (ranking 11th).
- In 2010, Koch (39) tied (Kyle Richardson, 1999) for the most single-season punts inside the 20 in Ravens history.

KOCH AMONG THE BEST

Since entering the NFL in 2006, **P Sam Koch's** 198 punts inside the 20 rank third in the league.

NFL PUNTS INSIDE THE 20 (Since 2006)

Rk.	Player	In 20
1.	Dustin Colquitt (KC)	223
2.	Andy Lee (SF)	205
3.	Sam Koch (Bal.)	198

CAREER DAY FOR KOCH

In the 2012 Week 10 win over Oakland, **P Sam Koch** scored his first-career touchdown on a fake FG in the third quarter. Koch scampered 7 yards for the score.

Additionally, Koch launched 4 punts for 210 yards to produce a 52.5-yard gross *and* net average. Both averages rank as the best single-game marks in team history (min. 4 punts), while the net also stands as the NFL's sixth-best average in a game this season.

RAVENS GROSS AVERAGE (Single-Game History)			RAVENS NET AVERAGE (Single-Game History)		
Player	Avg.	Game	Player	Avg.	Game
Sam Koch	52.5	11/11/12 vs. Oak.	Sam Koch	52.5	11/11/12 vs. Oak.
Dave Zastudil	52.5	9/30/02 vs. Den.	Sam Koch	48.8	12/2/12 vs. Pit.
Sam Koch	52.2	10/24/11 at Jax.	Sam Koch	48.8	10/21/12 at Hou.

KICKER TUCK



Rookie free agent **K Justin Tucker** earned the 2012 kicking job after a training camp battle with veteran Billy Cundiff. A versatile performer who kicked in a variety of roles during his four seasons at Texas, Tucker excelled in his first season as a pro. He connected on 30 of his 33 FGAs, hitting 45+ FGs, which rank as a Ravens' single-season record. Producing 132 points (third most in team history and eighth in the NFL), his 90.9% success rate stands as the second-best mark in Ravens single-season history and also second by a rookie kicker in NFL history.

JUSTIN TUCKER FIELD GOALS (2012 NFL Season)

Year	1-19	20-29	30-39	40-49	50+	Total	Pct.	LG	PAT	Pts
2012	0-0	8-8	8-8	10-13	4-4	30-33	90.9	56	42-42	132

BEST FIELD GOAL PERCENTAGE (2012 NFL Season)

Rk.	Player (Team)	FGM-FGA	Pct.
1.	Kai Forbath (Was.)	17-18	94.4
2.	Dan Bailey (Dal.)	29-31	93.5
	Phil Dawson (Cle.)	29-31	93.5
4.	Blair Walsh (Min.)	35-38	92.1
5.	S. Janikowski (Oak.)	31-34	91.2
6.	Justin Tucker (Bal.)	30-33	90.9

TUCKER'S NFL NUMBERS

3

Game-winning FGs by **K Justin Tucker**, including Week 3's 27-yarder vs. NE, a 38-yard OT winner in Week 12 at SD and the Divisional playoff win's 47-yarder in 2OT at Denver.

51, 51, 54, 56

FG longs by Tucker in 2012. He had two games where he connected on dual 50+ FGs (Week 2 at Phi. & Week 7 at Hou.), making him one of 10 players in NFL history and the first rookie (Greg Zuerlein became the second on 12/2/12) to accomplish the feat.

132

Points by Tucker in 2012, eighth most in the NFL in 2012.

KICK IT OFF

Rookie **K Justin Tucker**, signed by the Ravens as a free agent in May, was very strong with his kickoffs in 2012, producing the NFL's fifth-most touchbacks (49). Additionally, his 69.5 yards per kickoff ranked No. 1 in the NFL during the 2012 campaign.

NFL KICKOFF TOUCHBACKS (2012 Season)

Rk.	Player	KO	TB	Pct.	Yds.	Avg.	Ret.
1.	Matt Prater	98	65	66.3	6,305	64.3	33
2.	Michael Koenen	85	58	68.2	5,704	67.1	27
3.	Blair Walsh	86	53	61.6	5,858	68.1	33
4.	Stephen Gostkowski	110	52	47.3	7,200	65.5	59
5.	Justin Tucker	85	49	57.6	5,909	69.5	36

SPECIAL TEAMS NOTES

JACOBY'S JAUNTS



Pro Bowler **WR/RS Jacoby Jones** ranked first in the NFL with a 30.7-yard KOR average in 2012. Jones, who posted 2 KOR-TDs (108 yards and 105 yards), was the only player with dual KOR-TDs in 2012 and the first Ravens player to ever have multiple KOR-TDs in a single season *and* a career.

NFL KICKOFF RETURN AVERAGE (2012 Season)

Rk.	Player	KOR	Yards	Avg.	Long	TD
1.	Jacoby Jones	38	1,167	30.7	108t	2
2.	Leon Washington	27	784	29.0	98t	1
3.	Joe McKnight	39	1,072	27.5	100t	1

NFL Record Note: Jones is the only player in NFL history to record dual KOR-TDs of at least 105 yards in a career (108- & 105-yarders).

PRIMARY PUNT RETURNER

Since entering the NFL in 2007, **WR/RS Jacoby Jones** has registered the NFL's second-most PR yards (2,161 on 216 returns). Jones has returned 4 punts for TDs during this time, including a 63-yarder in the Week 11 win at Pit. Jones also owns 8 punt returns of 50-or-more yards, including three 70-plus-yarders that produced TDs.

NFL PUNT RETURN YARDS (Since 2007)

Rk.	Player	PR	Yards	Avg.	Long	TD
1.	Devin Hester	199	2,385	12.0	89t	9
2.	Jacoby Jones	216	2,161	10.0	79t	4
3.	Joshua Cribbs	188	2,098	11.2	84t	3
4.	Leon Washington	155	1,571	10.1	84	0
5.	Ted Ginn Jr.	130	1,425	11.0	87t	3



In the 2012 Week 6 victory vs. Dallas, **WR/RS Jacoby Jones** posted an NFL-record 108-yard KOR-TD, tying Ellis Hobbs and Randall Cobb for the longest in NFL history.

LONGEST KICKOFF RETURNS (NFL History)

Rk.	Player	KOR Long	Game/Date
1.	Jacoby Jones (Bal.)	108t	10/14/12 vs. Dal.
	Randall Cobb (GB)	108t	9/8/11 vs. NO
	Ellis Hobbs (NE)	108t	9/9/07 at NYJ

JONES ELECTRIFIES

WR/RS Jacoby Jones ranked first in the NFL with a 30.7 KOR average and posted three combined kick return TDs (2 KOR and 1 PR) in 2012. Not only is Jones the first Raven to ever tally 3 total kick return TDs in a season, but he's just one of five NFL players since 2008 to score a PR, KOR and receiving TD in a single campaign.

KICKOFF RETURN AVG. (2012 Season)

1.	Jacoby Jones	30.7
2.	Leon Washington . . .	29.0
3.	Joe McKnight	27.5
4.	Josh Cribbs	27.4
	Marcus Thigpen	27.4

COMBINED KICK RETURN TDs (2012 Season)

1.	Jacoby Jones	3 (2 KOR, 1 PR)
	Darius Reynaud	3 (2 PR, 1 KOR)
2.	Trindon Holliday . . .	2 (1 KOR, 1 PR)
	Leodis McKelvin	2 (both PR)
	Michael Spurlock . . .	2 (1 PR, 1 KOR)
	Marcus Thigpen	2 (1 KOR, 1 PR)

PLAYERS W/ KOR, PR & REC. TOUCHDOWNS IN A SEASON (Since 2008)

Player	Season	KR-TD	PR-TD	Rec. TD
Jacoby Jones (Bal.)	2012	2	1	1
Michael Spurlock (SD)	2012	1	1	1
Randall Cobb (GB)	2011	1	1	1
Devin Hester (Chi.)	2011	1	2	1
Josh Cribbs (Cle.)	2009	3	1	1

STRONG SPECIAL TEAMS PLAY

Much of Baltimore's success in 2012 could be attributed to the strong performances of the special teams units. In addition to posting a league-best 3 kick return TDs (108- & 105-yard KORs and 63-yard PR by **WR/RS Jacoby Jones**), scoring a TD off a fake FG (7-yard run by **P Sam Koch**) and being consistently accurate on FG attempts (**K Justin Tucker** was 30-of-33), Baltimore's return blocking and coverage teams excelled. The Ravens ranked second (tied, Min.) in the NFL in average starting position after a KO (24.6-yard line) and stood fifth in opponent average starting field position following a kickoff (20.6-yard line).

AVERAGE STARTING POSITION AFTER KICKOFF (2012 Season)

Rk.	Team	KOs	Adj. KOs	Returns	Start Line
1.	NY Giants	79	77	63	25.2
2.	Baltimore Ravens	85	80	60	24.6
	Minnesota Vikings	80	77	44	24.6
4.	Buffalo Bills	91	91	42	24.4
5.	Seattle Seahawks	61	59	29	24.1

OPPONENT AVERAGE STARTING POSITION AFTER KICKOFF (2012 Season)

Rk.	Team	KOs	Adj. KOs	Returns	Start Line
1.	Chicago Bears	86	83	37	19.9
	Cleveland Browns	77	75	43	19.9
3.	San Diego Chargers	78	75	45	20.4
4.	Atlanta Falcons	94	92	48	20.5
5.	Baltimore Ravens	89	85	37	20.6

PRO BOWL SPECIAL TEAMERS

During the 2012 offseason, the Ravens signed **CB Corey Graham**, who earned special teams Pro Bowl honors with Chicago during the 2011 campaign. In addition to Graham, the Ravens also boast another Pro Bowl special teamer in **LB Brendon Ayanbadejo**, who has made three trips to the NFL's All-Star game. Ayanbadejo (187) and Graham (110) have combined to post 297 special teams tackles during their careers.

In 2012, Ayanbadejo posted 14 special teams stops (most on the team), Graham, who started the final eight games at CB, totaled 6, while second-year special teams standout **RB Anthony Allen** had 12 ST tackles (second behind Ayanbadejo).

2012 COMMUNITY RECAP

During the 2012 season, Baltimore Ravens players, coaches, cheerleaders, mascot Poe and staff served the Baltimore community through a variety of outreach events and programs. By partnering with local schools, military groups and non-profits, the Ravens were able to affect the lives of many.


PLAY 60



The Ravens hosted four different *Play 60* assemblies at local elementary and middle schools. Several players, including **FB Vonta Leach**, encouraged students to take part in 60 minutes of physical activity per day to maintain a healthy lifestyle.



By hosting football clinics, Ravens players were able to interact with and teach children the fundamentals of football. **LB Josh Bynes** took part in the annual Hispanic Heritage Clinic with 150 predominantly Hispanic youth.



The Ravens hosted their annual NFL/United Way Hometown Huddle at M&T Bank Stadium. **K Justin Tucker** and many other players joined nearly 100 Dogwood Elementary students for a day full of activities as part of the *Play 60* initiative.

MILITARY



During training camp, the Ravens hosted wounded warriors from Walter Reed Military Medical Center. After several practices, the service members had the opportunity to meet players and coaches.



Ravens players, including **LS Morgan Cox**, visited veterans at the Baltimore VA Medical Center to show their support for those who have served our country. Players distributed Ravens military t-shirts to patients.



Throughout the season, the Ravens continued their support for the military. In addition to providing complimentary game tickets to service members, they also sent care packages and skyped with troops overseas.

HOLIDAY GIVING EFFORTS



G Bobbie Williams



S Ed Reed



WR Anquan Boldin



TE Billy Bajema and RB Ray Rice



LB Ray Lewis



LB Jameel McClain

QUOTH THE RAVENS

SUPER BOWL



CHAMPIONS

“This is the Ravens’ way. They find hidden talents, giving them the key to any Super Bowl champion: depth. They have created a culture where even stars do grunt work. And [John] Harbaugh and his coaches are as good at game preparation as any other staff in the league.”

- *SI.com's Michael Rosenberg on the Ravens winning Super Bowl XLVII*

ESPN.com's Jamison Hensley on the Ravens after winning Super Bowl XLVII:

“No one can doubt the Baltimore Ravens anymore. The Ravens claimed their place in NFL history with one of the most magical and improbable runs in recent memory. ... This was more than a team of destiny. This was a team bent on completing a mission. For three weeks, the Ravens were underdogs. And for three weeks, they proved their doubters wrong.”

ESPN.com's Jeff Chadiha on the 2012 Ravens:

“The Ravens are champions because they were a complete team, not merely a cast of characters lucky enough to be led by one of the greatest players in NFL history. [Ray] Lewis certainly gave them ample inspiration by announcing his retirement before the playoffs began. What his teammates gave him in return was the kind of effort that will linger in the minds of Ravens fans forever.”

NFL Network analyst Kimberly Jones on the 2012 Ravens:

“These Ravens never arrived – or left – quietly. They were loud, bold, brash and, in the end, ultimate winners.”

OLB Terrell Suggs on winning the Super Bowl:

“There’s an easy way to do things and a hard way to do things, and then there’s just a Ravens’ way to do things.”

RB Ray Rice on winning Super Bowl XLVII:

“One thing about winning the Super Bowl is that you finally realize everything was worth it. No team is going to be the same [afterward]. After the season is over, and we do all our stuff, next year the locker room is going to be different. This is the one thing that’s not going to separate us for life. We’ll forever be champions because we won the Super Bowl.”

Ravens WR Torrey Smith on the Ravens’ resiliency throughout the 2012 campaign:

“It’s who we are. That’s what our city is, a tough city. You get knocked down, you’ve got to get back up. That’s how life is. You just can’t lay down and roll over. You’ve got to continue to fight.”

LB Ray Lewis on the team’s perseverance through the season:

“I think the thing that [Ray Rice] is speaking about, when you do hear him speak about it, is how we kept fighting, how we kept keeping each other up. And no matter who got hurt, next man up, next man up. And that’s kind of the staple that we’ve had around here for a very, very long time. It’s always next man up, and for us to fight through all the bumps in the roads that we have went through all year, I just think that’s an awesome, awesome credit to our team.”

The Baltimore Sun's Matt Vensel on the Ravens’ journey to being Super Bowl XLVII Champions:

“These Ravens are a special group of special players with a special bond, and it didn’t take another miracle for them to get where they are today. They flat-out earned it. The Ravens were the better team when they schooled Andrew Luck and the Indianapolis Colts. They were the better team when they wore down Peyton Manning and made a mockery of the Denver Broncos’ defense. And they were the better team when they took all that Tom Brady and the New England Patriots could give them and then attacked back, dominating the second half in the 28-13 win in the AFC championship game to get to the Super Bowl for the first time since 2000. Even after a difficult December tested them, the Ravens knew they would be there all along, that the last ride of Ray Lewis would end in New Orleans, even though an ice-cold reality suggested otherwise. They heard their doubters talk. ... They heard it all. They filed it away. And then they unleashed a fury on the football field.”

S Ed Reed on winning Super Bowl XLVII:

“The game was a display of our entire year. It started great, got ugly and ended great – with 53 tickets to paradise.”

LB Ray Lewis on the Super Bowl’s final goal-line stand:

“For us to stand up like that, it is just a testament of what we’ve been through and how much trust we had all year with each other. To me, that was one of the most amazing goal-line stands I’ve ever been a part of in my career. What better way to do it than on the Super Bowl stage?”

President Barack Obama on the Ravens’ Super Bowl win:

“I just want to say congratulations. I know it was a bumpy season up and down. For you guys to stay steady the way you did is really a great feat.”

Offensive coordinator Jim Caldwell on head coach John Harbaugh:

“He’s believed in this team. He’s built it. He’s constructed it with men that have the same belief that he has. And they work. This is a hard-working, passionate group, and these guys love him and believe in what he’s doing. John Harbaugh is a master in communication. He has the pulse of his team, which I think is very important in terms of leadership. This is a tough game and a very difficult arena to work in, and he does it as well as anyone.”

CBSSports.com's Clark Judge on John Harbaugh becoming a head coach five years ago:

“The Ravens didn’t see [John] Harbaugh as a special teams coach. They saw him as someone who had the discipline, confidence and imagination to take them to the next level, and they were right.”

QUOTH THE RAVENS: SUPER BOWL

The Baltimore Sun's Kevin Cowherd on John Harbaugh:

"If you follow the Ravens at all, you know this was the season John Harbaugh pushed all the right buttons — and pushed himself into the top tier of NFL head coaches, too."

QB Joe Flacco on LB Ray Lewis:

"Ray's a great person, and everyone knows he's an unbelievable football player. But he's the best teammate. It's unbelievable to send him out like this. The reason for that is, he just wanted us all to feel what it feels like to win this thing. He's felt it, and of course he wanted to feel it again. He really wanted us to feel that, and we all made it happen today."

Offensive coordinator Jim Caldwell on WR Anquan Boldin:

"He's just a huge playmaker. He's one of those guys that, without question, you have to find ways to get him the ball. He's going to make some things happen. In extremely tough situations, he plays big."

John Harbaugh on QB Joe Flacco's play in Super Bowl XLVII:

"Joe is phenomenal. We are sitting at third-and-six inches. Joe has three play options, and Joe decides to throw the fade to Anquan [Boldin]. He throws it right on the money, and Anquan goes up and makes the play. To me, that shows you he has got guts. He has got the guts of a burglar. He was doing it all night, making plays."

SI.com's Don Banks on QB Joe Flacco's Super Bowl XLVII performance and MVP honors:

"[Joe] Flacco has arrived. And he won't be unappreciated or put in the position of defending his own elite status after this remarkable playoff run. ... Pick your own word[s]: elite, premier or top-notch. Flacco and the Ravens are champions."

CBSSports.com's Pete Prisco on QB Joe Flacco's Super Bowl XLVII performance and playmaking ways:

"You have to love his big-game style. He might not be Broadway Joe. But Baltimore Joe — or Bourbon Street Joe if you like — showed the world that on the game's biggest stage, he could shine as bright as any quarterback who was there before him — even through the darkness."

Senior advisor to player development O.J. Brigance on the 2012 Baltimore Ravens:

"The truth of the matter is those men inspire me. They have helped give me a reason to get up out of the bed every morning. There is a biblical proverb that says, as iron sharpens iron, so does one man sharpen another. We are making each other better men."

Ravens S Ed Reed on senior advisor to player development O.J. Brigance's impact during the Ravens' playoff run:

"O.J.'s been our strength. O.J. took me under his wing when I first got here, and everything he's been through and is going through, to still be the same O.J. and being a light to you and being a light for our team [is amazing]. He's been like an uncle to me and like a brother. I love 'Juice.'"

WR Torrey Smith on now wanting to win multiple Super Bowls:

"I can't experience [the Super Bowl] just one time. We need to bring multiple championships back to Baltimore. People are saying this isn't normal. Well, why not? That's the way I'm approaching it."

To make it to the top and see the look on the faces of our city, all those kids out there, it's amazing. We are a reflection of our city."

John Harbaugh on what it feels like to win the Super Bowl and turning attention to the 2013 season:

"It's really amazing. It's a wonderful thing. I'm proud of our guys beyond belief, our organization — from top to bottom and sideways — and everybody involved. Every face you see, you know, you want to give them a big hug and thank them. That's really what it boils down to. And guys go back to work. We talk to our team about, 'We've got to improve.' We have to get better next year as a football team, just like we always do. That's going to be our goal."

Owner Steve Bisciotti on head coach John Harbaugh's strengths:

"What I commend John for is that he spends a lot of time one-on-one with these guys. The 52nd guy on the roster is just as likely to be in a one-on-one meeting with John as Ray Lewis is. From an organizational standpoint, John understands that those guys on the bottom 15 — if you will — could be in [the game] at any given moment, so he spends an inordinate amount of time with the guys — the second half of the roster — so that he understands them. He has a real one-on-one relationship with them, and when it comes time to put them in, he knows what their strengths and weaknesses are. You can't run a business by talking in front of a group. John spends the majority of his time in one-on-one meetings, and I think it's the right way to run a business."

Ravens president Dick Cass on the Ravens' Super Bowl parade and celebration in Baltimore:

"The good was just the energy of the crowd, the size of the crowds. I've never seen anything like that. I don't think any of us had seen anything like that. I don't think any NFL team had had a celebration quite like that, with that type of crowd, as large as it was, both on the streets and in the stadium. So, it was amazing, and I know our players were moved by it, deeply moved by it."

GM/executive vice president Ozzie Newsome on if he became concerned during the Ravens' 2012 three-game losing streak:

"I engage in conversation with John [Harbaugh] two, three times a day. I think that is the strength of our relationship. So during that time, he and I were in constant conversation. And John knows, I am out at practice, I watch every practice tape. He tells me what the game plan is, and I have an understanding of that. So he and I were able to sit there and talk through it, but we never lost sight of what the goal was. The goal was to win the division, and even though we were struggling, we were still one game ahead, two games ahead. We needed to win one game to win the division. So, we never lost focus on what our first goal was. We never lost focus on that, but we also were able to sit there through all of that time, watching practice, and watching the practice tape, and interacting with each other and the players, and to realize that this thing could turn around and turn around very huge. It happened that way."



-RAVENS-
SUPER BOWL XLVII
CHAMPIONS

QUOTE THE RAVENS

REGULAR



SEASON

“That intangible, I don’t know how you measure that. It’s hard to quantify it, but I know it when I see it. These guys love one another, and they love football, and that’s a real good combination to have. It’s the shared experiences we’ve had, the success, the adversity. Everything you go through, it can divide a group. Instead, it’s pushed us together.”

- John Harbaugh on the bond the Ravens share and their ability to persevere

TEAM QUOTES

RB Ray Rice on the Ravens’ playoff expectations:

“Getting [to the playoffs] is not good enough anymore. I’ve played in two AFC Championship games since I’ve been here and been in the playoffs every year. The playoffs are the norm now. It’s not just about the feeling of making the playoffs anymore. It’s about taking care of business again, and this time, actually getting the job done. Do we have the pieces? Yes, but it’s going to take every man on board.”

Head coach John Harbaugh on his original “vision” for the Ravens and his 2012 team:

“Somehow, last year, and now, this year, more so than ever, I feel in my element as the head coach. It looks the way I always wanted it to look. I remember I told the team in some of the tough moments back [in my first season of 2008], ‘I know what it’s going to look like, the picture is as clear as can be in my mind, and we’re not even close to being there yet. But we will be, no matter how long it takes, we will get there, I promise you that.’ And right now, it looks as close as it’s ever looked.”

WR Torrey Smith on the bond of his Ravens teammates:

“It’s a true family. That’s the greatest thing about this game. It brings a lot of men together that come from a lot of different circumstances, and they create a brotherhood. That’s the Ravens’ culture. The only thing that separates us is blood.”

ESPN.com’s Bill Williamson on the Ravens organization:

“The Ravens get it. They have one of the best front offices in the NFL and prove it year after year. There is no reason to think this will change any time soon.”

John Harbaugh on the Ravens’ 2012 team and leadership:

“You love every team you coach, but this team is different. I love the way they love each other, the way they treat each other. They compete, they have trust and faith in one another, and they’re not afraid to get after one another. I love being around them. I can’t wait to be in the meeting room to laugh and talk ball with them. It’s a great group, with great coaches and great leadership. It’s the best staff I’ve been around and the best leadership I’ve seen.”

C Matt Birk on the 2012 Ravens:

“We get after it in practices and games. We try to bring a physicality and toughness to everything we do. We have a willingness to work hard, and we do, and that comes from coach ‘Harbs.’ We’re a team that likes to go to work. If you don’t like to work hard, you’re not going to be here. It’s a great approach to have. Always work hard, because it pays off. Look at our record every season.”

QB Joe Flacco on overcoming adversity and frustration:

“It’s how well you can deal with the frustration and go back out there and pick yourself back up, and I think we’ve got a tough football team. I always say we are tough physically, but being tough mentally is just as important, or more important, and I think we are good in both of those areas.”

Head coach John Harbaugh on the Ravens’ rankings and statistics compared to team goals:

“The rankings don’t mean one thing to us. Everybody talks about that all they want. The prognosticators make their prognostications, and that’s good; that’s what should be done when you base it on stats and all that other stuff. But the game gets played. We need to become better. We still need to become a better football team. We can play a lot better than we’ve played. We’re going to have to play a lot better than what we’ve played in all three phases. That will be our task going forward, to become a better football team.”

JOHN HARBAUGH QUOTES

CBSSports.com’s Clark Judge on Ravens head coach John Harbaugh being one of the NFL’s best coaches:

“All I know is that there are fewer coaches in this league more predictable than Harbaugh. Every year you can count on him in the playoffs. Moreover, every year he wins at least one playoff game, and tell me who else can say that the last five seasons? Someone? Anyone? At some point, we must recognize Harbaugh for what he is: One of the game’s sharpest, shrewdest and best head coaches.”

NFL analyst and former GM Charley Casserly on John Harbaugh:

“One of the things that you’ve seen with [Harbaugh] is the consistency every year, not the ups and downs. He’s a guy that puts the team first, puts his ego aside, and he’s a smart guy. His personality is such where he’s not going to get the publicity that some other coaches get, but the success that he’s had is outstanding.”

NFL Network and FOX analyst Brian Billick on John Harbaugh:

“John has been brilliant. Part of it is because he came into a team that was – I don’t want to sound self-serving – but was pretty good, and a good, sound organization. It’s the same reason whether it be a Bill Belichick or now Tom Coughlin, a Mike McCarthy ... Once you have a certain level of success, it’s kind of assumed, so you don’t give them credit for continuing to have that success. But John’s been brilliant in what he has done in Baltimore and has them on the cusp. They’re going to be there again [this] year.”

QUOTE THE RAVENS

ESPN.com's Jamison Hensley on John Harbaugh:

"Harbaugh's greatest strengths as a coach are his attention to detail, motivation and focus, all of which are vital after an offseason like this [past] one. Walk the halls of Ravens headquarters, and you'll see one of Harbaugh's favorite slogans throughout the building: W.I.N. (What's Important Now). 'You try to take care of business today, what's important right now,' Harbaugh said. 'Today, let's do our job, and then the future takes care of itself. That's how it applies.'"

RB Ray Rice on John Harbaugh's vision and toughness:

"Coach brought a winning mentality here. He built a physical team, and him being a tough coach makes us a tough team. That's one thing that's great about him, because he's got his beliefs and his ways, but we all believe in him. He's our head coach, and if you believe in your head coach, you believe in his vision and chase what he sees. It eventually becomes the whole team's vision. Now we've just got to turn this team's vision into a reality."

OZZIE NEWSOME/PERSONNEL QUOTES

Longtime NFL GM Bill Polian on Ravens GM Ozzie Newsome:

"Oz understands more than anything else how to put a team together, not just a group of 53 guys, but a team that works and functions together. There's a difference between judging talent and putting together a team, and Ozzie is as good as there is at that. He's a great judge of talent. He's able to use a great scouting staff to uncover terrific gems down in the lower part of the draft. And, he recognizes how talent fits into the schemes they use."

NFL.com's Ian Rapoport on Ozzie Newsome and what the Ravens look for when they scout college prospects:

"The Ravens scout passion. As Newsome told me, while watching tape, they take their eye off the ball and watch how players move when they are not involved in a play, and they learn whether a guy is going through the motions or just lives it. For those with supreme passion, they can compromise on height-weight-speed standards."

ESPN.com's John Clayton on the Ravens' winning formula:

"One of the reasons Ozzie Newsome is one of the game's best general managers is his ability to solve problems. For years, it seemed the Ravens lacked speed at receiver. He found faster receivers. Two years ago, the Ravens were precariously thin at cornerback. Now they are deep. It also helps to have a great staff of coaches headed by John Harbaugh. Harbaugh and his staff know how to develop young talent, while locker room leaders such as Ray Lewis and Ed Reed keep players accountable."

Ravens assistant GM Eric DeCosta on the importance of the draft:

"It's improvement [for the team], but it's also for the fans. It's also the brand, it's selling, it's everything. It's the lifeblood of this organization, and we take it very seriously. We try to make it a science, we really do. But in the end, it's probably more of an art than a science. There's a lot of nuance involved. It's a big-picture thing. It's a lot of bits and pieces of information. It's gut instinct. It's experience, which I think is really, really important. It's past things that have happened. It's memories. And it's also a little bit of science involved. It all works together like a mosaic, and you just end up doing the best you can."

NFL.com's Gregg Rosenthal on the success of the Ravens' draft:

"If the NFL was a fantasy football league, the Baltimore Ravens are that guy who always makes the rest of the room say, 'Nice pick.' The Ravens take value. Year after year, they see a blue-chip talent fall for some bogus reason or another. And then they snap them up, coach them up and make them into Pro Bowlers."

NFL.com's Ian Rapoport on how GM Ozzie Newsome has built the Ravens:

"The Ravens' general manager has built a perennial playoff participant through the draft, and he's done so by spotlighting the kinds of players the organization is now known for – those who play like they'd do it for free. Gritty, tough and with a love of the game. Hard-nosed, nasty and with a certain violence. If you were choosing sides for a street fight, think about how many Ravens you'd want on your team."

DEFENSE QUOTES

Defensive coordinator Dean Pees on his unit's leadership:

"We have the best guys in the league if you want to know how to be a pro. If you're a young guy walking into one of our defensive meetings, there's Ray [Lewis], there's Ed [Reed] and Haloti [Ngata]. These players are the best of the best, not only as players, but at showing by example how to be a pro – how to take notes, how to prepare, how to eat and lift and all the other things that separate you from others. Our young players are accelerated by these influences. As coaches, we say: 'Do as they do, and you'll be fine.'"

Chiefs G/C Ryan Lilja on the Ravens' defense, led by DT Haloti Ngata, LB Ray Lewis and S Ed Reed:

"[Ngata] is a load. He's an All-Pro for a reason, year-in and year-out. He's one of the better, if not the best, [defensive] tackles in the game. He's a big, strong, powerful guy, but he can play quick and athletically, which makes him two-dimensional. There are a lot of big, strong, powerful guys, but they can't move like he does. So he's a guy you've got to address. Ray Lewis is a guy you've got to address. Ed Reed is a guy you've got to address. Talk about turnovers ... This team, this defense has always had a knack for creating turnovers and making you pay when you turn the ball over."

Patriots head coach Bill Belichick on S Ed Reed and LB Ray Lewis:

"Since I've been in the league, I think Ed has really defined the weak safety position in the National Football League. I don't think anybody has done it any better than he has in all phases of it. He has great hands, range, ball skills, cover ability, anticipation. He quarterbacks the defense in the secondary. He is a huge playmaker. He is a tremendous player, a sure Hall of Fame player – he and [Ray] Lewis both. Those guys have anchored that defense for a long time and are a very good defense. I don't know how you could go much higher than what those two players have done in their careers for that football team, both playing together for a long time, very, very well. I have tremendous respect for Ed, but Ray as well [is] part of that conversation."

NFL Network analyst Steve Mariucci on LB Ray Lewis' impact on the Ravens and his leadership:

"The intangibles are what are keeping him so great. You talk about leadership, you talk about motivating his team, you talk about example to the young guys. He holds this entire team and coaching staff accountable. That's his value; it's a coach thing, it's a leader thing and a captain thing."

QUOTH THE RAVENS

S Ed Reed on defensive coordinator Dean Pees:

"We've been fortunate to have very good coordinators here. Rex [Ryan] was aggressive in his calls. Chuck [Pagano], believe it or not, was even more aggressive. He'd put us in Cover 1 six, seven, eight times in a row. Coach Pees, he's very aggressive, too, and he keeps guys like Ray [Lewis] and me included in the planning. He has more of an open door. We like the way he wants input from us."

LB Ray Lewis on fourth-year LB Dannelle Ellerbe:

"Once you get into the league and understand that your role is starting to increase, then you understand that you've got to take the business way more serious than he probably did in his younger days. And what you're seeing now is his study habits [have improved] and the way he approaches the game. Now you know that he's really turning into a real veteran to understand the business side of it."

Bengals T Andrew Whitworth on OLB Terrell Suggs:

"If you could get the Madden game and design your own player, it would be hard to say that you would design anyone that wouldn't look like 'T-Suggs.' He's got it all: He's ripped-up, he's big, he's fast, he's strong, he is intimidating-looking, and he plays the same way. I think I'd create him about 11 times over for my defense. He's the guy that you wouldn't want to have to square off in a small area with, that's for sure. That's why he's special, why he's a Pro Bowler year-in and year-out, because he's one of those ultimate talents."

Ravens GM Ozzie Newsome on S Bernard Pollard:

"Bernard showed last year that he is a Raven. He's smart, tough and brings a passion to the games, our practices and in the weight room. His physical presence on the back end is very important to the way we play defense."

BaltimoreRavens.com columnist John Eisenberg on S Ed Reed:

"Reed is one of the Ravens' greatest stars ever, an iconic defensive playmaker almost surely headed to the Pro Football Hall of Fame. He has anchored the back of the defense for a decade, won games singlehandedly. His contributions to the franchise are greater than almost anyone's."

LB Ray Lewis on playing in his 17th NFL season:

"Something I've learned about the game – I really appreciate it. I love playing the game; I love competition. That's why I come back every year, every year, every year. ... The brotherhood in the locker room, that's what makes the game beautiful. For me, being back here 17 years? Honestly, it feels like Year One again. You don't cheat the game. Appreciate the journey."

RB Ray Rice on LB Ray Lewis working to return to the active roster after tearing his triceps in Week 6:

"The guy, to me, is my modern day Superman. ... Why is he coming back? People ask that question all the time. He's coming back because he firmly believes that this is a team that can go ahead and [make a playoff run]. He does it for us. He's not doing it for the stats. He's not doing it for the fame. He's doing it solely because he loves the Ravens, he loves his teammates, and he loves this organization."

S Bernard Pollard on OLB Paul Kruger, who leads the Ravens in sacks:

"White lightning, man. He's able to shake you. He can use the bull-rush. It's kind of rare you see an athlete like that. ... I told him he reminds me of Jared Allen. Jared is a bigger body than Kruger, but he's very similar with his hands, with his feet. He's a smart player. 'Krug' is capable of going out there and doing big things."

OFFENSE QUOTES

ESPN's Ron Jaworski on QB Joe Flacco's arm strength and ability to attack opposing defenses:

"Arm strength – that's Flacco's No. 1 attribute. I get so tired of hearing how arm strength is overrated. It's far more important than people think. ... He has the strongest arm in the NFL. And he has an aggressive, confident throwing mentality. ... The element always overlooked by those who minimize arm strength is the willingness of quarterbacks like Flacco to pull the trigger. Few recognize that because there is no quantifiable means by which to evaluate throws that are not made by quarterbacks with lesser arm strength. It's all about dimensions. Flacco gives you the ability to attack all areas of the field at any point in the game."

Ravens S Ed Reed on how QB Joe Flacco has grown and matured:

"He has a lot more on his plate off the field. That makes you grow as a man. So, it makes you deal with things differently. It makes you lead in the locker room a lot differently. If you sit around and talk with Joe, you know a lot more about him. You know he is a lot calmer and a lot cooler. We all get shaken at some times, that's football, but Joe is going to always come back. He is a fighter. He is a guy that you want taking that snap at the end of the game leading your team to go into that final drive to win the game."

ESPN analyst Trent Dilfer on QB Joe Flacco:

"To get to the Brady status, the Brees status, the Rodgers status, it takes a lot of improvement, and Joe Flacco is a guy that's doing it. He has ice water in his veins. He's had some of the heroic end-of-the-game moments ... where he just doesn't flinch. I think there are so many layers to quarterback play, and we can talk all night about what's the most important. Maybe the most important is self-belief and having that no-flinch mentality, so no matter what the stage is, you believe you are the best player on the field. Flacco has that."

NFL Network analyst Mike Mayock on QB Joe Flacco:

"We've spent time with Joe [Flacco], and I perceive a change in him. He's won since Day One with the Ravens, but he's more confident now. They're confident in him, too, and the improved offense reflects all of that. He can make every throw. He can bring his team from behind. The question becomes, 'Can they win a Super Bowl with Joe?' And the answer is an emphatic, 'Yes!'"

Patriots NT Vince Wilfork on QB Joe Flacco:

"He took over that team. Offensively, he just stepped right in and just moved forward. And with the no-huddle now, he is looking very, very good. [I'm] not saying he was bad in the past, because like I said, every time facing these guys, he's tough, mentally and physically. He's tough to bring down, he stands in the pocket, he takes a hit, he gets up. He's a tough football player. A lot of times you can say that about a running back or a receiver, but when you speak like that about a quarterback, when you have a quarterback like that, that's special."

Cowboys DB Brandon Carr on WR Anquan Boldin:

"I mean that guy, he's pretty strong. You see it on film – just his demeanor. He's a nasty receiver, doesn't mind mixing it up with the DB, beginning of the route, top of the route. Once he gets the ball, he's a physical run-after-the-catch receiver. Whoever is on him will just have to buckle down and be prepared to fight a real dogfight with a real dog, D-A-W-G."

QUOTH THE RAVENS

Head coach John Harbaugh on elevating Jim Caldwell to offensive coordinator on Dec. 10:

"My charge – our responsibility as a coaching staff – is to maximize the opportunities for our team to win, and we can still reach all of our goals for this season. We have a motto we follow on this team: W.I.N. – What's Important Now – and what's important now is to find ways to get better, win the AFC North and advance to the playoffs. With our coaches and players, the solution is in the building. We are going to make the most of our opportunities going forward, and this change gives us a better possibility to achieve our goals."

Offensive coordinator Jim Caldwell on the Baltimore offense:

"We have a real fine unit and certainly great coaches – a great system. The thing about this position is we have a number of guys on the staff that have a lot of experience, a lot of background, and we certainly plan to utilize them. ... It's not a system change. Obviously, the Ravens' offense is the Ravens' offense. It is not a philosophical change. John [Harbaugh] sets the philosophy here of this team, and we follow suit. And, we have a bunch of willing young men that are certainly going to do a tremendous job of trying to push us forward."

The Sporting News' Vinnie Iyer on Ravens G Marshal Yanda:

"He plays right guard like a tackle, a position he also has experience playing. Smooth and smart, Yanda brings good fundamentals in using his feet and hands to technically get the better of his defensive assignments. At 6-3, 315 pounds, he doesn't necessarily blow away opponents with his size, but he knows how to consistently outwork them."

John Harbaugh on WR Torrey Smith and what makes him special:

"We talk a lot about the cauldron of competition and the fire that refines us, that forges us. We talk about whether you're the type of person that will sharpen the next guy or dull the next guy, because that's how teams are made. To me, no championship team will ever be divided. And to me, Torrey is the perfect example of how the right kind of person is made of the right kind of stuff. ... He's one of those rare players where there is no agenda. He just wants to know what's expected of him, so he can do the best he possibly can. He's not trying to fool you, he's not trying to impress you, he's just trying to be himself."

NFL Network analyst Mike Mayock on Ravens RB Ray Rice:

"Every time I put on the Ravens tape, and I look at Ray Rice, I think Marshall Faulk. The running styles are eerily similar."

ESPN.com's Jamison Hensley on RB Ray Rice:

"There's been a feeling in the organization for the past couple of years that Ray Lewis has been grooming Rice to take over as team leader. Rice has certainly earned that role. So, even when Lewis decides to retire, the Ravens will still be Ray's team. It'll just be 'Little Ray,' who has repeatedly stood tall when the Ravens have needed him the most."

T Michael Oher on Vonta Leach being the NFL's best fullback:

"Patrick Willis, my college teammate, is a monster and a real beast at linebacker for the 49ers. He's usually the one running over people. But Vonta ran up to that man and just leveled him [in 2011's Ravens-49ers game]. After we watched the film the next day, I had to give Patrick a call. I think Patrick and I both agreed that Vonta is definitely the best fullback in the league, without a doubt."

CBS analyst Ian Eagle on TEs Dennis Pitta and Ed Dickson:

"From what I've seen of Dennis Pitta, he has a chance to be a star. And with the way the NFL is headed, the combination of Pitta and Dickson could be lethal."

SPECIAL TEAMS QUOTES

Former Ravens K Matt Stover on rookie K Justin Tucker:

"I've been impressed by him. Justin kicks a clean ball. My initial thought on Justin is that he has a great attitude about him, the, 'Why-not-me?' attitude. He carries a confidence about him. You can tell by the way he attacks the ball. There's no hesitancy, and there's a lot of confidence behind his kicks. ... The other thing I really like is he's got a commanding presence. I've talked with both Sam [Koch] and Morgan [Cox], and they speak very highly of him. He's a very capable guy. He seems to be a good pro. This is a very good team with hopes for the playoffs. You want to see a kid like him grow up quick, but Justin has a great support staff around him to help him and manage him."

CBSsports.com's Clark Judge on the Ravens signing free agent and 2012 Pro Bowler WR/RS Jacoby Jones in the offseason:

"Talk about one of the year's most underrated moves. Getting Jones gave the Baltimore Ravens another weapon, with Jones producing his third touchdown off a return Sunday night. At some point, people are just going to stop kicking to the guy."

Assistant head coach/special teams coordinator Jerry Rosburg on P Sam Koch's strong 2012 season:

"Sam has done a remarkable job this year adjusting his style to the game plan. We've played some explosive returners this season, and we went into each game with a plan of how to neutralize, or at least, to some effect, slow down the returners that we're facing. It seems like each week he really modified his game in order to do that. I think it speaks to his technique, and it speaks to his professionalism that whatever it takes to win a game, he wants to do it. Whether it means punting it high or punting it wide, he does it. He has had a great year, and I think the numbers tell that picture as well."

M&T BANK STADIUM QUOTES

Current ESPN Analyst & Former Patriots LB Tedy Bruschi on the Ravens' homefield advantage:

"It was five years ago [in 2007], and I can remember everything – it made that much of an impression. Sometimes when you play in certain venues, you feel the audience. The electricity they have, the energy they're giving the team – you feel that in Baltimore. It's like the fans and the defense are in perfect sync together."

Raiders QB Carson Palmer on playing the Ravens in Baltimore:

"As far as playing against Baltimore, it's always an uphill battle. ... They're still very good at home; their crowd is phenomenal, and they make it a very hostile environment to come in and to try to communicate and play. You have to play great; you can't play OK and go in there and win. You have to go in there and play great for four quarters and put together a complete game if you want to get out of there with a win. It's difficult to do there."



RAVENS POSTSEASON HISTORY

SUPER BOWL XLVII Ravens 34, 49ers 31

Sun., Feb. 3, 2013

Mercedes-Benz Superdome



	1	2	3	4	Total
Baltimore	7	14	7	6	34
San Francisco	3	3	17	8	31

After taking an early 28-6 lead, the Baltimore Ravens needed a goal-line stand to clinch their second World Championship title, defeating the San Francisco 49ers, 34-31, in Super Bowl XLVII. The Ravens' defense delivered the critical stand late in the fourth quarter, overcoming a furious second-half comeback and a 34-minute power outage. For the first time in any of the four major pro sports, two head-coaching brothers (John and Jim Harbaugh) faced each other in a championship game. QB Joe Flacco threw 3 TD passes and was named the game's MVP. Following a San Francisco three-and-out, Flacco hit WR Anquan Boldin with a 13-yard TD pass on Baltimore's first drive. Then, on the 49ers' second possession, the Ravens sacked QB Colin Kaepernick on third down, forcing a K David Akers' 36-yard field goal. Flacco's second TD came on a 1-yard toss to TE Dennis Pitta, making the score 14-3. Then, late in the second quarter, Flacco connected for a 56-yard score with WR Jacoby Jones, who secured a long pass, then jumped up and dove into the end zone after eluding two defenders on the way. Akers kicked a second field goal (27 yards) just before the half, making the score 21-6. The second half started with a Jones 108-yard kickoff return for a TD that gave the Ravens a 28-6 lead. Shortly thereafter, half of the stadium lost power, and a 34-minute delay ensued. When play resumed, the 49ers stole the momentum, starting with a 31-yard TD from Kaepernick to WR Michael Crabtree. After a Ravens' three-and-out and a strong punt return by WR Ted Ginn, RB Frank Gore capitalized with a six-yard TD run, making the score 28-20. Following a RB Ray Rice fumble, Akers kicked his third FG (34 yards), but the Ravens answered right back early in the fourth quarter with a K Justin Tucker 19-yard FG, making the score 31-23. The 49ers then drove quickly down the field and scored on a Kaepernick 15-yard run, closing the gap to 31-29 after a failed two-point attempt. Tucker added a 38-yard FG on Baltimore's next possession, making the score 34-29. The Ravens then took a safety following the pivotal goal-line stand and tackled Ginn after a free kick, sealing the victory.

FINAL INDIVIDUAL LEADERS

BALTIMORE

Rushing	ATT	YDS	AVG	LG	TD			
R. Rice	20	59	3.0	12	0			
Passing	ATT	CMP	YDS	SK/YD	TD	LG	IN	RT
J. Flacco	33	22	287	2/13	3	56	0	124.2
Receiving	NO	YDS	AVG	LG	TD			
A. Boldin	6	104	17.3	30	1			

SAN FRANCISCO

Rushing	ATT	YDS	AVG	LG	TD			
F. Gore	19	110	5.8	33	1			
Passing	ATT	CMP	YDS	SK/YD	TD	LG	IN	RT
C. Kaepernick	28	16	302	3/16	1	32	1	91.7
Receiving	NO	YDS	AVG	LG	TD			
V. Davis	6	104	17.3	29	0			

AFC CHAMPIONSHIP Ravens 28, Patriots 13

Sun., Jan. 20, 2013

Gillette Stadium

	1	2	3	4	Total
Baltimore	0	7	7	14	28
New England	3	10	0	0	13

The Baltimore Ravens earned a trip to their second Super Bowl in franchise history, defeating the No. 2 seed Patriots, 28-13, in the AFC Championship. The Ravens' defense shut out the NFL's No. 1-ranked and highest-scoring offense in the second half, and QB Joe Flacco, who has 8 TDs and zero INTs in the playoffs, threw three TDs in leading Baltimore to victory. The Ravens held New England to a K Stephen Gostkowski 31-yard field goal on four first-quarter possessions. Then, Flacco led the team on a 13-play, 90-yard scoring drive to open the second quarter, capped by a RB Ray Rice 2-yard TD run. New England struck back with a QB Tom Brady-to-WR Wes Welker 1-yard TD, making the score 10-7. After another Gostkowski field goal (25 yards), the Patriots took a 13-7 lead at halftime. Early in the third period, Flacco hit TE Dennis Pitta with a 5-yard TD pass, giving Baltimore a 14-13 lead. Flacco was 6 for 9 for 64 yards on the 72-yard scoring drive. The Ravens' defense was stout, forcing the Patriots to punt on both third-quarter possessions, while the offense continued to put points on the board, including Flacco's second TD, a three-yard pass to a leaping WR Anquan Boldin in the back of the end zone early in the fourth quarter. After the Ravens forced a RB Stevan Ridley fumble, Flacco hit Boldin again on an 11-yard toss, giving the Ravens a 28-13 lead and the final margin. Baltimore's defense sealed the game with 2 INTs on New England's final two possessions. The Ravens held Brady to a 62.3 QB rating, his fourth-worst in 24 career postseason games. The Brady-led Pats had been 67-0 at home when leading at halftime.

FINAL INDIVIDUAL LEADERS

BALTIMORE

Rushing	ATT	YDS	AVG	LG	TD			
B. Pierce	9	52	5.8	11	0			
Passing	ATT	CMP	YDS	SK/YD	TD	LG	IN	RT
J. Flacco	36	21	240	2/5	3	26	0	106.2
Receiving	NO	YDS	AVG	LG	TD			
A. Boldin	5	60	12.0	26	2			

NEW ENGLAND

Rushing	ATT	YDS	AVG	LG	TD			
S. Ridley	18	70	3.9	9	0			
Passing	ATT	CMP	YDS	SK/YD	TD	LG	IN	RT
T. Brady	54	29	320	0/0	1	36	2	62.3
Receiving	NO	YDS	AVG	LG	TD			
A. Hernandez	9	83	9.2	17	0			

DIVISIONAL PLAYOFF Ravens 38, Broncos 35 2OT

Sat., Jan. 12, 2013

Sports Authority Field at Mile High

	1	2	3	4	OT	2OT	Total
Baltimore	14	7	7	7	0	3	38
Denver	14	7	7	7	0	0	35

In what became the fourth-longest game in NFL history, the Ravens outlasted the Broncos, 38-35, in double overtime, in a thrilling victory that will go down as one of the greatest wins in franchise history. Rookie K Justin Tucker's 47-yard field goal in the second overtime period sent Baltimore into the AFC Championship for the second-straight season. The Ravens tied the game at 35 with :31 remaining in regulation on a QB Joe Flacco-to-WR Jacoby Jones 70-yard TD toss. Denver opened the scoring on a RS Trindon Holliday 90-yard punt return for a TD, but the Ravens answered back on their next possession with a 59-yard WR Torrey Smith TD catch, tying the game at 7. On the Broncos' first offensive possession, CB Corey Graham secured his first of 2 INTs off QB Peyton Manning, racing 39 yards to the end zone to give the Ravens a 14-7 lead. Manning's 15-yard toss to WR Brandon Stokley tied the game at 14 at the end of the first quarter. Denver took the lead, 21-14, after Manning hit RB Knowshon Moreno with a 14-yard TD strike. But, the Ravens tied the game just before the half on a spectacular grab by a leaping Smith for a 32-yard TD. Holliday scored another special teams TD, this time on a 104-yard KOR to open the second half, but Baltimore tied the game again on a RB Ray Rice 1-yard TD run at the end of the third period. Manning connected with WR Demaryius Thomas for a 17-yard TD midway through the fourth, giving Denver a 35-28 lead. Graham intercepted Manning near the end of the first overtime, setting up the Tucker game-winner. Baltimore has now reached the AFC Championship in three of the last five years, with John Harbaugh becoming the first head coach in NFL history (since 1970 merger) to reach three conference title games in his first five seasons.

FINAL INDIVIDUAL LEADERS

BALTIMORE

Rushing	ATT	YDS	AVG	LG	TD			
R. Rice	30	131	4.4	32	1			
Passing	ATT	CMP	YDS	SK/YD	TD	LG	IN	RT
J. Flacco	34	18	331	1/7	3	70	0	116.2
Receiving	NO	YDS	AVG	LG	TD			
A. Boldin	6	71	11.8	19	0			

DENVER

Rushing	ATT	YDS	AVG	LG	TD			
R. Hillman	22	83	3.8	11	0			
Passing	ATT	CMP	YDS	SK/YD	TD	LG	IN	RT
P. Manning	43	28	290	3/17	3	32	2	88.3
Receiving	NO	YDS	AVG	LG	TD			
E. Decker	6	84	14.0	32	0			



RAVENS POSTSEASON HISTORY

WILD CARD PLAYOFF Ravens 24, Colts 9

Sun., Jan. 6, 2013
M&T Bank Stadium

	1	2	3	4	Total
Indianapolis	0	6	3	0	9
Baltimore	0	10	7	7	24

Before a sellout M&T Bank Stadium crowd that celebrated and saluted LB Ray Lewis in his final home game, the Ravens held the Colts without a touchdown, winning 24-9. Lewis, in his 17th and final season after being a first-round pick of the Ravens in 1996, finished with 13 tackles and a pass defended in his first game since tearing his triceps on Oct. 14. After a scoreless first quarter, Baltimore scored first on a 23-yard K Justin Tucker field goal. The Colts' Adam Vinatieri matched that with a 47-yarder before Ravens FB Vonta Leach made it 10-3 on a 2-yard touchdown power play. Vinatieri's 52-yarder with 50 seconds left in the second quarter made the score 10-6 at the half. QB Joe Flacco, who averaged 23.5 yards per completion in the game, hit TE Dennis Pitta with a 20-yard TD to extend the Ravens' lead to 17-6. Vinatieri's 26-yard FG at the end of the third quarter made it 17-9. The Ravens put the game away when Flacco hit WR Anquan Boldin with an 18-yard TD throw to create the final margin of 24-9. Boldin set a Ravens' playoff record with 145 receiving yards (5 catches). Rookie RB Bernard Pierce, whose 43-yard run set up Baltimore's final TD, rushed for 103 yards on 13 carries (7.9 avg.) RB Ray Rice added 70 yards on 15 carries, helping the Ravens to 172 rushing yards. Rice also had a 47-yard catch and run to set up the game's first TD. Colts rookie QB Andrew Luck threw 54 times, completing 28 for 288 yards with an interception, but could not lead his team to the end zone. WR Reggie Wayne caught 9 for 114, and WR T.Y. Hilton grabbed 8 for 66 more. The Colts did dominate time of possession, holding the ball 37:32 of the game.

FINAL INDIVIDUAL LEADERS

INDIANAPOLIS

Rushing	ATT	YDS	AVG	LG	TD			
V. Ballard	22	91	4.1	24	0			
Passing	ATT	CMP	YDS	SK/YD	TD	LG	IN	RT
A. Luck	54	28	288	3/21	0	25	1	59.8
Receiving	NO	YDS	AVG	LG	TD			
R. Wayne	9	114	12.7	20	0			

BALTIMORE

Rushing	ATT	YDS	AVG	LG	TD			
B. Pierce	13	103	7.9	43	0			
Passing	ATT	CMP	YDS	SK/YD	TD	LG	IN	RT
J. Flacco	23	12	282	1/13	2	50	0	125.6
Receiving	NO	YDS	AVG	LG	TD			
A. Boldin	5	145	29.0	50	1			

AFC CHAMPIONSHIP Patriots 23, Ravens 20

Sun., Jan. 22, 2012
Gillette Stadium

	1	2	3	4	Total
Baltimore	0	10	10	0	20
New England	3	10	3	7	23

The Ravens' Super Bowl hopes came to a devastating end in New England with a 23-20 loss at New England. It came down to Baltimore's final drive in the fourth quarter, when the Ravens had a chance to win or tie the game. But, a Joe Flacco-to-Lee Evans pass fell incomplete, and K Billy Cundiff's last-second 32-yard FG attempt sailed wide left, sealing the victory for New England. The Patriots opened the scoring with a 29-yard K Stephen Gostkowski FG on their second drive of the first quarter. On NE's next possession, CB Lardarius Webb intercepted QB Tom Brady, and the Ravens tied the game early in the second quarter with a 20-yard FG. The Pats answered with a 7-yard RB BenJarvus Green-Ellis TD run, but on their next possession, the Ravens tied the game again with a 6-yard Flacco-to-TE Dennis Pitta TD. The Patriots led 13-10 at the half after the Ravens held them to another FG (35). The Patriots settled again for a 24-yard FG on New England's opening drive of the third quarter, making the score 16-10. Baltimore took the lead (17-16) for the first time in the game when WR Torrey Smith caught a Flacco pass and raced 29 yards down the sideline and dove for the pylon. Baltimore forced a fumble on the ensuing kickoff and capitalized with a 39-yard FG, making the score 20-16. But, Brady, who was intercepted twice, dove on a fourth-and-inches play at the goal-line in the fourth quarter making the score 23-20, which ended up being the final margin. Flacco completed 22 of 36 passes for a franchise-playoff-record 306 yards and 2 TDs. The Ravens set a playoff franchise record with 398 yards of total offense.

FINAL INDIVIDUAL LEADERS

BALTIMORE

Rushing	ATT	YDS	AVG	LG	TD			
R. Rice	21	67	3.2	12	0			
Passing	ATT	CMP	YDS	SK/YD	TD	LG	IN	RT
J. Flacco	36	22	306	3/24	2	42	1	95.4
Receiving	NO	YDS	AVG	LG	TD			
A. Boldin	6	101	16.8	37	0			

NEW ENGLAND

Rushing	ATT	YDS	AVG	LG	TD			
B. Green-Ellis	15	68	4.5	13	1			
Passing	ATT	CMP	YDS	SK/YD	TD	LG	IN	RT
T. Brady	36	22	239	1/5	0	23	2	57.5
Receiving	NO	YDS	AVG	LG	TD			
A. Hernandez	7	66	9.4	17	0			

DIVISIONAL PLAYOFF Ravens 20, Texans 13

Sun., Jan. 15, 2012
M&T Bank Stadium

	1	2	3	4	Total
Houston	3	10	0	0	13
Baltimore	17	0	0	3	20

The Ravens forced 4 Texans turnovers, jumped to a 17-3 first-quarter lead and won, 20-13, in a Divisional Round showdown. Baltimore, the AFC North champion, turned 2 first-quarter Houston turnovers into TDs on its way to topping the AFC South champions. After the Texans took a 3-0 lead on a 40-yard K Neil Rackers' field goal – set up by S Danieal Manning's game-opening 60-yard kickoff return – the Ravens scored 17 consecutive points. CB Jimmy Smith's FR of WR Jacoby Jones' attempted punt return gave the Ravens the ball at the Texans' 2. QB Joe Flacco then hit TE Kris Wilson with a 1-yard TD toss. After a 48-yard K Billy Cundiff FG, CB Lardarius Webb stole a QB T.J. Yates pass at the Houston 34. Flacco followed with a 10-yard TD to WR Anquan Boldin for the 17-3 lead. The Texans made it 17-13 at the half after scoring twice in the second quarter: Rackers' 33-yard FG and a 1-yard RB Arian Foster TD run. Cundiff's 44-yard FG provided the final margin in the fourth quarter. A Texans comeback was stopped with 1:51 left in the game on S Ed Reed's INT. Webb grabbed 2 INTs as the Ravens held Yates to a 28.8 QB rating. Flacco was 14 of 27 for 176 (97.1 rating). Foster was impressive, rushing 27 times for 132 yards, while Texans WR Andre Johnson caught 8 for 111. Foster became the first player to rush for over 100 yards against the Ravens in the postseason.

FINAL INDIVIDUAL LEADERS

HOUSTON

Rushing	ATT	YDS	AVG	LG	TD			
A. Foster	27	132	4.9	28	1			
Passing	ATT	CMP	YDS	SK/YD	TD	LG	IN	RT
T. Yates	35	17	184	0/0	0	19	3	28.8
Receiving	NO	YDS	AVG	LG	TD			
A. Johnson	8	111	13.9	19	0			

BALTIMORE

Rushing	ATT	YDS	AVG	LG	TD			
R. Rice	21	60	2.9	9	0			
Passing	ATT	CMP	YDS	SK/YD	TD	LG	IN	RT
J. Flacco	27	14	176	5/36	2	30	0	97.1
Receiving	NO	YDS	AVG	LG	TD			
A. Boldin	4	73	18.3	28	1			



RAVENS POSTSEASON HISTORY

DIVISIONAL PLAYOFF Steelers 31, Ravens 24

Sat., Jan. 15, 2011
Heinz Field

	1	2	3	4	Total
Baltimore	14	7	0	3	24
Pittsburgh	7	0	14	10	31

FINAL INDIVIDUAL LEADERS

BALTIMORE

Rushing	ATT	YDS	AVG	LG	TD			
R. Rice	12	32	2.7	14	1			
Passing	ATT	CMP	YDS	SK/YD	TD	LG	IN	RT
J. Flacco	30	16	125	5/34	1	21	1	61.1
Receiving	NO	YDS	AVG	LG	TD			
R. Rice	7	32	4.6	8	0			

PITTSBURGH

Rushing	ATT	YDS	AVG	LG	TD			
R. Mendenhall	20	46	2.3	14	2			
Passing	ATT	CMP	YDS	SK/YD	TD	LG	IN	RT
B. Roethlisberger	32	19	226	6/34	2	58	0	101.8
Receiving	NO	YDS	AVG	LG	TD			
H. Miller	5	39	7.8	13	1			

The Ravens had their playoff run stopped in Pittsburgh with a 31-24 loss to the division rival Steelers. Three third-quarter turnovers proved too costly, and Baltimore couldn't convert a crucial fourth-down pass late in the fourth quarter, sealing the victory for Pittsburgh. After a RB Rashard Mendenhall 1-yard TD run on the Steelers' opening possession, the Ravens scored 21 unanswered points for a 21-7 halftime lead. RB Ray Rice opened the scoring for Baltimore with a 14-yard rushing TD, the third-longest run against Pittsburgh all year. Two plays later, QB Ben Roethlisberger was dropped by OLB Terrell Suggs, who had 3 sacks, and fumbled. The ball was thought to be an incomplete pass, but no whistle blew, and DE Cory Redding picked up the football and ran untouched into the end zone. The Ravens capitalized on another fumble in the second quarter, when LB Dannell Ellerbe popped Mendenhall on Pittsburgh's 16-yard line, and S Ed Reed recovered. That led to a 4-yard pass from QB Joe Flacco to TE Todd Heap for a score. The Ravens nearly took a fourth-quarter lead when CB/RS Lardarius Webb returned a punt 55 yards for a TD, but it was called back by a holding penalty on WR Marcus Smith. Baltimore had to settle for a 24-yard Billy Cundiff FG to knot the score again. Pittsburgh connected for a 58-yard pass play on third-and-19 late in the fourth, which led to the game-winning Mendenhall TD.

WILD CARD PLAYOFF Ravens 30, Chiefs 7

Sun., Jan. 9, 2011
New Arrowhead Stadium

	1	2	3	4	Total
Baltimore	3	7	13	7	30
Kansas City	7	0	0	0	7

FINAL INDIVIDUAL LEADERS

BALTIMORE

Rushing	ATT	YDS	AVG	LG	TD			
R. Rice	17	57	3.4	14	0			
Passing	ATT	CMP	YDS	SK/YD	TD	LG	IN	RT
J. Flacco	34	25	265	4/17	2	28	0	115.4
Receiving	NO	YDS	AVG	LG	TD			
T. Heap	10	108	10.8	21	0			

KANSAS CITY

Rushing	ATT	YDS	AVG	LG	TD			
J. Charles	9	82	9.1	41	1			
Passing	ATT	CMP	YDS	SK/YD	TD	LG	IN	RT
M. Cassel	18	9	70	3/17	0	22	3	20.4
Receiving	NO	YDS	AVG	LG	TD			
D. McCluster	4	17	4.3	8	0			

The Ravens beat the host Chiefs, 30-7, in the Wild Card Playoff round at New Arrowhead Stadium. Baltimore's offense set team playoff marks for total yards (390), passing yards (248) and first downs (26), while the defense turned over Kansas City five times, limiting the Chiefs to just 161 yards and 1-of-8 on third down. After taking a 3-0, first-quarter lead, the Ravens fell behind (7-3) on a 41-yard RB Jamaal Charles touchdown sprint. Baltimore took a 10-7 halftime lead when RB Ray Rice caught a 9-yard TD pass from QB Joe Flacco with 19 seconds left in the second quarter. K Billy Cundiff added 2 more FGs (29 and 29 yards), and Flacco threw a 4-yard TD toss to WR Anquan Boldin for a 23-7, third-quarter advantage. RB Willis McGahee added a 25-yard TD run in the fourth quarter for the Ravens' final TD. TE Todd Heap was spectacular, catching a career-high 10 passes (108 yards). Boldin and Rice each caught 5 passes, helping Flacco complete 25 of 34 for 265 yards, 2 TDs and a 115.4 QB rating. The Ravens became the NFL's only team to advance to the Divisional round and win a playoff game each of the last three seasons. Baltimore allowed the third-fewest total yards (161) in franchise postseason history, while the 53 net passing yards allowed set a Ravens' record (1-fourth fewest in NFL postseason history). The Ravens' 5 take-aways also tied a team playoff record. Baltimore held the ball for 41:44 in the victory.

DIVISIONAL PLAYOFF Colts 20, Ravens 3

Sat., Jan. 16, 2010
Lucas Oil Stadium

	1	2	3	4	Total
Baltimore	3	0	0	0	3
Indianapolis	3	14	0	3	20

FINAL INDIVIDUAL LEADERS

BALTIMORE

Rushing	ATT	YDS	AVG	LG	TD			
R. Rice	13	67	5.2	20	0			
Passing	ATT	CMP	YDS	SK/YD	TD	LG	IN	RT
J. Flacco	35	20	189	1/6	0	27	2	48.4
Receiving	NO	YDS	AVG	LG	TD			
R. Rice	9	60	6.7	26	0			

INDIANAPOLIS

Rushing	ATT	YDS	AVG	LG	TD			
J. Addai	11	23	2.1	7	0			
Passing	ATT	CMP	YDS	SK/YD	TD	LG	IN	RT
P. Manning	44	30	246	2/13	2	20	1	87.9
Receiving	NO	YDS	AVG	LG	TD			
R. Wayne	8	63	7.9	12	1			

The Ravens' playoff run came to a halt at Lucas Oil Stadium in Indianapolis with a 20-3 defeat to the Colts. Baltimore turned the ball over 4 times, including 2 INTs by Joe Flacco and 2 costly fumbles. The game was tied at 3 until late in the second quarter, but future Hall of Fame QB Peyton Manning drove the Colts and scored on a 10-yard TD pass to rookie WR Austin Collie just before the 2-minute warning. The Ravens went 3-and-out in the next series, which gave Manning enough time to maneuver 64 yards on 8 plays for another 7 points. That score came on a second TD toss, this time to WR Reggie Wayne (3 yards) with 3 seconds remaining, giving the Colts a 17-3 halftime lead. After the Colts opened the game on an opening-drive FG by former Ravens K Matt Stover (44 yards), current Ravens K Billy Cundiff connected on his only FGA (25 yards) on Baltimore's first possession of the game, tying the contest at 3. Neither team could score on their next few drives, until the Manning-to-Collie TD near the end of the second quarter. In the second half, the Ravens were unable to move the ball well against a formidable Colts' defense. A fourth-quarter RB Ray Rice fumble and 2 Flacco INTs in Baltimore's final 2 possessions sealed the Ravens' fate. The Ravens' fifth-ranked rush defense held the Colts to 42 rushing yards in the loss. S Ed Reed recorded his seventh INT in 7 career postseason games when he picked off Manning in the third quarter.



RAVENS POSTSEASON HISTORY

WILD CARD PLAYOFF Ravens 33, Patriots 14

Sun., Jan. 10, 2010

Gillette Stadium

	1	2	3	4	Total
Baltimore	24	0	3	6	33
New England	0	7	7	0	14

RB Ray Rice ran 83 yards for a touchdown on the first play from scrimmage, and the Ravens never looked back in the 33-14 Wild Card victory at New England. And that wasn't all that Baltimore did in the first quarter of its one-sided thumping of the Patriots. Three QB Tom Brady turnovers helped the Ravens push to a 24-0, first-period lead. Brady's first miscue came when OLB Terrell Suggs stripped the Pats' QB of the ball and recovered the fumble, which led to a FB Le'Ron McClain 1-yard TD. CB Chris Carr then intercepted Brady, setting up Rice's second TD (1-yard rush). S Ed Reed intercepted another Brady pass that was followed by a 27-yard Billy Cundiff field goal. A misplayed punt in the second quarter gave the Patriots the start of their lone first-half TD (Brady to WR Julian Edelman, 6 yards). Another Brady INT set up a third-quarter Cundiff FG (23 yards). A second Brady-to-Edelman TD (1 yard) made the score 27-14 after 3 quarters. RB Willis McGahee finished the scoring with a 3-yard TD in the final period. The Ravens rushed 52 times for 234 yards, including 159 (22 carries) by Rice. QB Joe Flacco threw just 10 passes, completing 4. Brady, who was sacked 3 times, was 23-of-42 for 154 yards with a lost fumble and 3 INTs. The Ravens' victory over New England was the Pats' first postseason loss at home since 1978, snapping a streak of 11 consecutive playoff wins at home.

FINAL INDIVIDUAL LEADERS

BALTIMORE

Rushing	ATT	YDS	AVG	LG	TD			
R. Rice	22	159	7.2	83	2			
Passing	ATT	CMP	YDS	SK/YD	TD	LG	IN	RT
J. Flacco	10	4	34	0/0	0	17	1	10.0
Receiving	NO	YDS	AVG	LG	TD			
M. Clayton	1	17	17.0	17	0			

NEW ENGLAND

Rushing	ATT	YDS	AVG	LG	TD			
K. Faulk	14	52	3.7	9	0			
Passing	ATT	CMP	YDS	SK/YD	TD	LG	IN	RT
T. Brady	42	23	154	3/22	2	24	3	49.1
Receiving	NO	YDS	AVG	LG	TD			
J. Edelman	6	44	7.3	24	2			

AFC CHAMPIONSHIP Steelers 23, Ravens 14

Sun., Jan. 18, 2009

Heinz Field

	1	2	3	4	Total
Baltimore	0	7	0	7	14
Pittsburgh	6	7	3	7	23

It was a battle of the NFL's top 2 defenses, and Baltimore fought through multiple injuries. S Daren Stone suffered a concussion on the opening kickoff, but returned in the second half. CBs Frank Walker (dislocated shoulder) and Corey Ivy both left briefly before returning. However, RB Willis McGahee was carted off in the fourth quarter because of a helmet-to-helmet shot from S Ryan Clark. After not committing a TO in his first 2 playoff games, QB Joe Flacco threw 3 INTs and lost a fumble. Pittsburgh took a 13-0 lead on 2 Jeff Reed FGs and a 65-yard TD pass from QB Ben Roethlisberger to WR Santonio Holmes. S Jim Leonhard returned a punt 45 yards to the Steelers' 17, which – along with a pass interference call in the end zone – set up McGahee's 3-yard TD run in the second quarter. After another Reed FG, McGahee pulled the Ravens within 2 (16-14 in the fourth quarter) with his second TD. A botched punt from Pittsburgh's P Mitch Berger gave Baltimore the ball at midfield, and another end zone pass interference call led to McGahee's 1-yard TD run. On their ensuing series, the Ravens drove for a go-ahead score, but S Troy Polamalu jumped in front of WR Derrick Mason with 4:24 left and raced 40 yards to paydirt with Flacco's second INT. His last INT – on an attempt over the middle to RB Ray Rice – sealed the outcome with 1:11 remaining.

FINAL INDIVIDUAL LEADERS

BALTIMORE

Rushing	ATT	YDS	AVG	LG	TD			
W. McGahee	20	60	3.0	14	2			
Passing	ATT	CMP	YDS	SK/YD	TD	LG	IN	RT
J. Flacco	30	13	141	3/16	0	22	3	18.2
Receiving	NO	YDS	AVG	LG	TD			
R. Rice	3	43	14.3	22	0			

PITTSBURGH

Rushing	ATT	YDS	AVG	LG	TD			
W. Parker	24	47	2.0	7	0			
Passing	ATT	CMP	YDS	SK/YD	TD	LG	IN	RT
B. Roethlisberger	33	16	255	4/32	1	65	0	84.8
Receiving	NO	YDS	AVG	LG	TD			
H. Miller	3	62	20.7	30	0			

DIVISIONAL PLAYOFF Ravens 13, Titans 10

Sat., Jan. 10, 2009

LP Field

	1	2	3	4	Total
Baltimore	7	0	0	6	13
Tennessee	7	0	0	3	10

Two fierce defenses were featured in this hard-fought battle. It wasn't until K Matt Stover's 43-yard FG with :53 left that the outcome was decided. To get there, QB Joe Flacco, who became the NFL's first rookie QB to win 2 playoff games, led a 9-play, 51-yard drive to set up the clinching kick. On their first drive, Titans Pro Bowl RB Chris Johnson took a short pass from Kerry Collins in the left flat for a 28-yard gain. Johnson then scored on an 8-yard TD run. On the ensuing series, Flacco hit WR Derrick Mason for a 48-yard TD bomb. Just before the first half ended, Tennessee marched to the Ravens' 22-yard line, but RB LenDale White was stripped by LB Jarret Johnson, and the Ravens recovered. The Titans tried a 51-yard FG on fourth down instead of punting in the third, and K Rob Bironas pushed it WL. In the fourth, Stover hit a 21-yard FG to make it 10-7. Later, Titans TE Alge Crumpler fumbled on the Ravens' 6-yard line. Tennessee tied the game again after stopping the Ravens and then scored on Bironas' 27-yard FG. The Ravens made the most of their last possession. Flacco completed a 23-yard pass to TE Todd Heap on a critical third-and-2. RB Willis McGahee then made an 11-yard run, and Flacco found WR Mark Clayton for 8 yards to pull within Stover's range. With less than 1:00 remaining, Collins completed 1 pass, but his last 3 attempts fell to the turf.

FINAL INDIVIDUAL LEADERS

BALTIMORE

Rushing	ATT	YDS	AVG	LG	TD			
W. McGahee	12	32	2.7	11	0			
Passing	ATT	CMP	YDS	SK/YD	TD	LG	IN	RT
J. Flacco	22	11	161	0/0	1	48	0	89.4
Receiving	NO	YDS	AVG	LG	TD			
D. Mason	5	78	15.6	48	1			

TENNESSEE

Rushing	ATT	YDS	AVG	LG	TD			
C. Johnson	11	72	6.5	32	1			
Passing	ATT	CMP	YDS	SK/YD	TD	LG	IN	RT
K. Collins	42	26	281	1/6	0	28	1	71.6
Receiving	NO	YDS	AVG	LG	TD			
J. Gage	10	135	13.5	24	0			



RAVENS POSTSEASON HISTORY

WILD CARD PLAYOFF Ravens 27, Dolphins 9

Sun., Jan. 4, 2009
Dolphin Stadium

	1	2	3	4	Total
Baltimore	3	10	7	7	27
Miami	3	0	0	6	9

The Ravens forced 5 turnovers from the Dolphins, who had tied an NFL record with only 13 giveaways in 2008. S Ed Reed snared 2 INTs from QB Chad Pennington, who only threw 7 INTs in the regular season. Reed took his first 64 yards for a TD, the 12th score of his career. Both teams traded FGs before the INTs began accumulating. At 8:56 in the second quarter, S Jim Leonhard returned the first theft of the day 20 yards to Miami's 45-yard line, but the Ravens punted after a 3-and-out. On the following series, Reed ran under a rainbow from Pennington and weaved 64 yards for the TD. Baltimore added another K Matt Stover FG (31 yards) before the first half ended. CB Fabian Washington posted the third INT just after halftime, which resulted in another Ravens 3-and-out. But DT Marques Douglas stripped RB Patrick Cobbs to end the Dolphins' ensuing drive, and LB Terrell Suggs recovered on Miami's 19-yard line. Four plays later, FB Le'Ron McClain, scored from 8 yards out. Reed continued to terrorize Pennington, who drove to Baltimore's 15-yard line when Reed grabbed his second INT at the 8-yard line in the third. The Dolphins closed the margin with a 5-play drive culminating in a TD pass to RB Ronnie Brown, but it wasn't enough to overcome the deficit. The Ravens' offense put the margin out of reach when a 71-yard drive ended with a 5-yard scoring run from QB Joe Flacco.

FINAL INDIVIDUAL LEADERS

BALTIMORE

Rushing	ATT	YDS	AVG	LG	TD			
L. McClain	19	75	3.9	11	1			
Passing	ATT	CMP	YDS	SK/YD	TD	LG	IN	RT
J. Flacco	23	9	135	0/0	0	31	0	59.1
Receiving	NO	YDS	AVG	LG	TD			
D. Mason	4	71	17.8	31	0			

MIAMI

Rushing	ATT	YDS	AVG	LG	TD			
R. Brown	12	19	1.6	6	0			
Passing	ATT	CMP	YDS	SK/YD	TD	LG	IN	RT
C. Pennington	38	25	252	3/28	1	45	4	53.7
Receiving	NO	YDS	AVG	LG	TD			
R. Brown	6	43	7.2	23	1			

DIVISIONAL PLAYOFF Colts 15, Ravens 6

Sat., Jan. 13, 2007
M&T Bank Stadium

	1	2	3	4	Total
Indianapolis	6	3	3	3	15
Baltimore	0	3	0	3	6

Despite holding the high-powered Colts' passing attack to only 161 yards, intercepting Peyton Manning twice, and keeping the AFC's top-ranked offense out of the end zone, the Ravens were kicked out of the race to Super Bowl XLI, 15-6. K Adam Vinatieri booted 5 FGs, while Baltimore could only muster 2 in the difficult loss. Steve McNair finished 18-of-29 (173 yards) with a 62.1 completion percentage, the highest in team single-game postseason history. Even though McNair out-dueled Manning, who went 15-of-30 for 170 yards (39.6 rating), the Ravens couldn't bounce back from McNair's 2 INTs. Coming off a 40-yard FG from K Matt Stover that opened the second period, S Ed Reed got his hands on a Manning pass less than a minute later. Down 6-3, McNair drove to the Colts' 4, but was picked off in the end zone. The Baltimore defense came up big, as usual. Each time Manning would march into Ravens territory, the unit clamped down, forcing 5 FGs. The Ravens pressured Manning all game but only managed 1 sack. On another day, this defensive effort might have been enough to defeat the Colts, but this January evening proved to be a different story for the Ravens.

FINAL INDIVIDUAL LEADERS

INDIANAPOLIS

Rushing	ATT	YDS	AVG	LG	TD			
D. Rhodes	14	56	4.0	25	0			
Passing	ATT	CMP	YDS	SK/YD	TD	LG	IN	RT
P. Manning	30	15	170	1/9	0	27	2	39.6
Receiving	NO	YDS	AVG	LG	TD			
R. Wayne	5	51	10.2	19	0			

BALTIMORE

Rushing	ATT	YDS	AVG	LG	TD			
J. Lewis	13	53	4.1	18	0			
Passing	ATT	CMP	YDS	SK/YD	TD	LG	IN	RT
S. McNair	29	18	173	2/12	0	23	2	49.9
Receiving	NO	YDS	AVG	LG	TD			
M. Clayton	6	73	12.2	21	0			

WILD CARD PLAYOFF Titans 20, Ravens 17

Sat., Jan. 3, 2004
M&T Bank Stadium

	1	2	3	4	Total
Tennessee	7	0	7	6	20
Baltimore	7	3	0	7	17

The AFC North Division champion Baltimore Ravens, the youngest team in the 2003 playoffs, lost a hard-fought 20-17 decision to Tennessee in the Wild Card matchup. The game was decided on K Gary Anderson's 46-yard FG with 29 seconds left in the game. The kick came only minutes after the Ravens rallied to tie the contest, thanks to a 9-play, 71-yard journey that ended with a 35-yard TD pass from QB Anthony Wright to TE Todd Heap. On the Titans' ensuing possession, CB Chris McAlister picked off Titans QB Steve McNair, and the Ravens were poised to forge ahead. However, Tennessee held Baltimore's offense to a 3-and-out, and McNair moved the Titans into FG range. Anderson, who also kicked a 45-yarder earlier in the fourth quarter, did the rest. The Ravens intercepted McNair 3 times, including a S Will Demps pick which he returned a postseason franchise-record 56 yards for a TD. K Matt Stover's 43-yard FG in the second quarter put Baltimore ahead 10-7 at halftime, but the Ravens came up just short.

FINAL INDIVIDUAL LEADERS

TENNESSEE

Rushing	ATT	YDS	AVG	LG	TD			
E. George	25	88	3.5	13	0			
Passing	ATT	CMP	YDS	SK/YD	TD	LG	IN	RT
S. McNair	23	14	159	0/0	1	49	3	56.5
Receiving	NO	YDS	AVG	LG	TD			
D. Mason	3	28	9.3	13	0			

BALTIMORE

Rushing	ATT	YDS	AVG	LG	TD			
J. Lewis	14	35	2.5	8	0			
Passing	ATT	CMP	YDS	SK/YD	TD	LG	IN	RT
A. Wright	37	20	214	2/13	1	35	2	57.7
Receiving	NO	YDS	AVG	LG	TD			
T. Taylor	7	82	11.7	30	0			



RAVENS POSTSEASON HISTORY

DIVISIONAL PLAYOFF Steelers 27, Ravens 10

Sun., Jan. 20, 2002

Heinz Field

	1	2	3	4	Total
Baltimore	0	3	7	0	10
Pittsburgh	10	10	0	7	27

The Ravens' string of consecutive playoff wins was stopped at 5, as the top-seeded Pittsburgh Steelers defeated the defending Super Bowl champs, 27-10. Baltimore's lone TD came in the third quarter when WR/RS Jermaine Lewis raced for an NFL postseason-record 88-yard punt return for a TD to make the score 20-10. But, the Steelers iced the game by driving 83 yards on 12 plays that took almost 6 minutes off the clock, scoring the game's final TD on a Kordell Stewart-to-Plaxico Burress 32-yard pass. The Steelers' defense limited the Ravens to just 7 first downs, 150 total net yards (including only 22 rushing yards) and forced 4 turnovers (including 3 INTs of QB Elvis Grbac). LB Chad Scott picked off Grbac on his first pass attempt and returned the ball 19 yards to the Ravens' 43. Early on, the Steelers managed only a FG by K Kris Brown for a quick 3-0 lead. After forcing a Ravens' punt that gave Pittsburgh possession at the 49-yard line, Stewart led his troops on a 7-play, 51-yard drive that was capped by a 1-yard run from RB Amos Zereoue for a 10-0 Steelers lead. The Steelers scored 10 points in the second quarter on another Zereoue 1-yard run and a 46-yard boot by Brown to extend their lead to 20-0.

FINAL INDIVIDUAL LEADERS

BALTIMORE

Rushing	ATT	YDS	AVG	LG	TD			
T. Allen	4	11	2.8	6	0			
Passing	ATT	CMP	YDS	SK/YD	TD	LG	IN	RT
E. Grbac	37	18	153	3/25	0	27	3	26.1
Receiving	NO	YDS	AVG	LG	TD			
S. Sharpe	5	56	11.2	27	0			

PITTSBURGH

Rushing	ATT	YDS	AVG	LG	TD			
A. Zereoue	24	63	2.6	12	2			
Passing	ATT	CMP	YDS	SK/YD	TD	LG	IN	RT
K. Stewart	22	12	154	2/11	1	32	1	72.9
Receiving	NO	YDS	AVG	LG	TD			
P. Burress	5	84	16.8	32	1			

WILD CARD PLAYOFF Ravens 20, Dolphins 3

Sat., Jan. 13, 2002

Pro Player Stadium

	1	2	3	4	Total
Baltimore	0	7	7	6	20
Miami	3	0	0	0	3

The Ravens dominated the Miami Dolphins, 20-3, and became the only team in NFL history to win their first 5 postseason games. Miami's only points came on an Olindo Mare 33-yard FG after the Ravens' WR/RS Jermaine Lewis fumbled the opening kickoff. After Miami jumped to the quick 3-0 lead, the Ravens started a 90-yard drive with 4 passes in 5 plays, and then 11 runs on the next 12 plays, ending with a Terry Allen 4-yard TD burst. Neither team scored again in the first half. Miami P Matt Turk placed a punt at the Ravens' 1-yard line midway through the third quarter, but QB Elvis Grbac hit WR Travis Taylor on a 4-yard TD to cap a 99-yard drive. Taylor helped set up his own TD with a 45-yard grab from Grbac on third-and-1, and a 15-yard reverse on a second-and-6. LB Peter Boulware forced a Jay Fiedler fumble that was recovered by DT Sam Adams early in the fourth quarter, which led to a Matt Stover 35-yard FG for a 17-3 lead. On Miami's next possession, CB Duane Starks intercepted Fiedler's pass that bounced off the shoulder of WR James McKnight to thwart a Dolphins' scoring threat and set up Stover's second FG.

FINAL INDIVIDUAL LEADERS

BALTIMORE

Rushing	ATT	YDS	AVG	LG	TD			
T. Allen	25	109	4.4	13	1			
Passing	ATT	CMP	YDS	SK/YD	TD	LG	IN	RT
E. Grbac	18	12	133	1/12	1	45	0	106.9
Receiving	NO	YDS	AVG	LG	TD			
S. Sharpe	4	23	5.8	11	0			

MIAMI

Rushing	ATT	YDS	AVG	LG	TD			
J. Fiedler	3	16	5.3	8	0			
Passing	ATT	CMP	YDS	SK/YD	TD	LG	IN	RT
J. Fiedler	28	15	122	3/17	0	20	1	50.0
Receiving	NO	YDS	AVG	LG	TD			
D. Ward	5	55	11.0	19	0			

SUPER BOWL XXXV Ravens 34, Giants 7

Sun., Jan. 28, 2001

Raymond James Stadium



	1	2	3	4	Total
Baltimore	7	3	14	10	34
New York	0	0	7	0	7

The Ravens won Super Bowl XXXV with a 34-7 victory over the New York Giants. The Ravens allowed the Giants just 152 total net yards (third-fewest in Super Bowl history), and NY crossed midfield just twice. Baltimore's "D" tied a Super Bowl record with 4 INTs. The Ravens also became just the third Super Bowl team in NFL history to not commit a turnover. Baltimore opened the scoring with a Trent Dilfer-to-Brandon Stokley 38-yard TD. Ravens K Matt Stover kicked a 47-yard FG with 1:48 left in the second quarter. CB Duane Starks put Baltimore ahead 17-0 in the third quarter when he raced 49 yards after an INT. On the kickoff, Giants RS Ronnie Dixon raced 97 yards to put the Giants on the board, 17-7. Not to be outdone, Baltimore's WR/RS Jermaine Lewis took the Giants' ensuing kickoff and tight-roped down the Ravens' sideline for an 84-yard TD. The 3 scores in 3 consecutive plays set a Super Bowl record, and the back-to-back KOR-TDs were also a record. RB Jamal Lewis (27 carries for 102 yards) scored from 3 yards out on a play that was reviewed and upheld by instant replay to give the Ravens a 31-7 lead. Stover kicked his second FG to complete the scoring with 5:27 on the clock.

FINAL INDIVIDUAL LEADERS

BALTIMORE

Rushing	ATT	YDS	AVG	LG	TD			
Ja. Lewis	27	102	3.8	19	1			
Passing	ATT	CMP	YDS	SK/YD	TD	LG	IN	RT
T. Dilfer	25	12	153	3/20	1	44	0	80.9
Receiving	NO	YDS	AVG	LG	TD			
B. Stokley	3	52	17.3	38	1			

NEW YORK

Rushing	ATT	YDS	AVG	LG	TD			
T. Barber	11	49	4.5	27	0			
Passing	ATT	CMP	YDS	SK/YD	TD	LG	IN	RT
K. Collins	39	15	112	4/26	0	19	4	7.1
Receiving	NO	YDS	AVG	LG	TD			
T. Barber	6	26	4.3	7	0			



RAVENS POSTSEASON HISTORY

AFC CHAMPIONSHIP Ravens 16, Raiders 3

Sun., Jan. 14, 2001

Network Associates Coliseum

	1	2	3	4	Total
Baltimore	0	10	3	3	16
Oakland	0	0	3	0	3

The Ravens captured the AFC Championship with a 16-3 win over the Oakland Raiders. TE Shannon Sharpe caught an NFL-postseason-record 96-yard catch and run on a third-and-18 from Baltimore's 4 with 11:08 left in the second quarter to open the scoring. On Oakland's next play from scrimmage, DT Tony Siragusa knocked QB Rich Gannon out of the game with a shoulder injury. CB Duane Starks intercepted QB Bobby Hoying's first pass to set up a K Matt Stover FG and a 10-0 Baltimore lead. In the third quarter, a QB Trent Dilfer INT led to a K Sebastian Janikowski 24-yard FG to cut the Ravens' lead to 10-3. A Stover 28-yard boot gave the Ravens a 13-3 lead. A fumble by RB Jamal Lewis gave Oakland the ball at the Ravens' 43 near the end of the third quarter, but Starks intercepted Gannon, who had returned to action in the second half. Stover kicked a 21-yarder in the fourth quarter to give the Ravens a 16-3 lead. The Ravens' aggressive defense forced 5 turnovers, limited the Raiders to 191 yards, including 24 rushing yards, and sacked the Raiders' QBs 4 times. Oakland entered the game with the NFL's leading rushing attack.

FINAL INDIVIDUAL LEADERS

BALTIMORE

Rushing	ATT	YDS	AVG	LG	TD			
Ja. Lewis	29	79	2.7	13	0			
Passing	ATT	CMP	YDS	SK/YD	TD	LG	IN	RT
T. Dilfer	18	9	190	2/18	1	96	1	83.1
Receiving	NO	YDS	AVG	LG	TD			
B. Stokley	3	31	10.3	14	0			

OAKLAND

Rushing	ATT	YDS	AVG	LG	TD			
B. Hoying	3	13	4.3	5	0			
Passing	ATT	CMP	YDS	SK/YD	TD	LG	IN	RT
R. Gannon	21	11	80	4/20	0	16	2	22.0
Receiving	NO	YDS	AVG	LG	TD			
T. Brown	5	48	9.6	17	0			

DIVISIONAL PLAYOFF Ravens 24, Titans 10

Sun., Jan. 7, 2001

Adelphia Coliseum

	1	2	3	4	Total
Baltimore	0	7	3	14	24
Tennessee	7	0	3	0	10

The Ravens advanced to the AFC Championship game with a gutsy 24-10 win at Tennessee. The Titans lost only 2 games in 2 years on their home turf – both to the Ravens in 2000. The opportunistic Ravens scored 2 fourth-quarter TDs on returns to break a 10-10 tie. S Anthony Mitchell raced 90 yards for a score after DT Keith Washington blocked a 37-yard FG attempt by K Al Del Greco, his second blocked FG of the game. LB Ray Lewis then intercepted a pass by QB Steve McNair and raced 50 yards for a TD to seal the 24-10 win. The Titans opened the game with an 11-play, 68-yard drive that ended with a 2-yard Eddie George rushing TD. The Ravens tied the game, 7-7, when RB Jamal Lewis scored on a 1-yard TD that was set up by TE Shannon Sharpe's 56-yard reception from QB Trent Dilfer. Titans WR Chris Coleman blocked a Kyle Richardson punt, giving Tennessee the ball on the Ravens' 25 with 1:44 left in the half, but Del Greco's 31-yard FGA hit the left upright.

FINAL INDIVIDUAL LEADERS

BALTIMORE

Rushing	ATT	YDS	AVG	LG	TD			
Ja. Lewis	17	47	2.8	14	1			
Passing	ATT	CMP	YDS	SK/YD	TD	LG	IN	RT
T. Dilfer	16	5	117	3/32	0	56	0	58.6
Receiving	NO	YDS	AVG	LG	TD			
Q. Ismail	3	53	17.7	33	0			

TENNESSEE

Rushing	ATT	YDS	AVG	LG	TD			
E. George	27	91	3.4	15	1			
Passing	ATT	CMP	YDS	SK/YD	TD	LG	IN	RT
S. McNair	46	24	176	1/4	0	17	1	52.4
Receiving	NO	YDS	AVG	LG	TD			
E. George	8	52	6.5	10	0			

WILD CARD PLAYOFF Ravens 21, Broncos 3

Sun., Dec. 31, 2000

PSINet Stadium

	1	2	3	4	Total
Denver	0	3	0	0	3
Baltimore	0	14	7	0	21

The Ravens advanced to the AFC Divisional Round with a dominating 21-3 win over the Broncos. Denver entered the game with the NFL's second-ranked offense and a 7-game postseason winning streak, but the Ravens' defense permitted just 1 TD, 177 total net yards and 9 first downs. The Broncos' 3 points scored were the fewest they've scored since 1992. The Baltimore defense recorded 5 sacks and the Broncos crossed midfield just once during the game. Ravens RB Jamal Lewis scored 2 TDs. Lewis' first TD came on a 1-yard dive to complete a 10-play, 75-yard drive. His second score came in the third quarter on a 27-yard burst where he broke 3 tackles. QB Trent Dilfer completed 9 of 14 passes for 130 yards, with 1 TD and no INTs. In the second, Dilfer flipped a swing pass to Lewis, but the ball glanced off him and into the hands of TE Shannon Sharpe, who raced 58 yards down the sideline to give Baltimore a 14-3 halftime lead.

FINAL INDIVIDUAL LEADERS

DENVER

Rushing	ATT	YDS	AVG	LG	TD			
M. Anderson	15	40	2.7	13	0			
Passing	ATT	CMP	YDS	SK/YD	TD	LG	IN	RT
G. Frerotte	28	13	124	4/34	0	24	1	44.3
Receiving	NO	YDS	AVG	LG	TD			
E. McCaffrey	8	75	9.4	16	0			

BALTIMORE

Rushing	ATT	YDS	AVG	LG	TD			
Ja. Lewis	30	110	3.7	27	2			
Passing	ATT	CMP	YDS	SK/YD	TD	LG	IN	RT
T. Dilfer	14	9	130	2/12	1	58	0	118.2
Receiving	NO	YDS	AVG	LG	TD			
Q. Imail	4	35	8.8	15	0			



RAVENS SEASON REVIEW PRESS CONFERENCE

***Owner Steve Bisciotti, President Dick Cass,
General Manager/Executive Vice President Ozzie Newsome & Head Coach John Harbaugh***

Last offseason was filled with talk of getting a contract deal done with Joe Flacco. How much talk was there during the season, and how close are you to a deal with Joe? (Joe Platania)

(OZZIE NEWSOME) "We did, prior to the start of the season, get very close to a deal, but we did not come to an agreement. It was a decision by [Flacco's agent] Joe Linta, [vice president of football administration] Pat [Moriarty], Joe Flacco and I that we would stop negotiating once the season started. Everybody was on board with that, and we would allow the season to play itself out. Joe had the opportunity to sit down and talk with Steve [Bisciotti] during the season, early in the season, about it a little bit. But, basically, the way we left it with the four of us is, 'OK, we didn't get a deal done. Let's play through the season, and once the season is over, we'll start back negotiating.'"

(STEVE BISCIOTTI) "I will add that when I spoke with Joe, it was August, I think we might have been in the preseason already, because they had shut down the negotiations, and all I wanted to do was to make sure that he was comfortable with that and that it wouldn't be a distraction. He assured me that it wouldn't. Obviously, they had an impasse, so I said: 'We will leave it to your agent and Ozzie, and as long as you don't think it will be a distraction, then I'm good to go.'"

With the Super Bowl behind you, the calendar moves forward, and it's time to focus on the offseason and next season. How important is it to create organizational priorities quickly moving forward? (Gerry Sandusky)

(NEWSOME) "It's very important. You could say we are five weeks behind the league. But, I will take being five weeks behind the league every year. *(laughter)* But, we've started already. We had a great personnel meeting yesterday. The coaches were very candid. We must have talked [about] between 70 and 75 players yesterday. So, that laid the foundation. Pat [Moriarty] and I have been meeting all morning. We'll meet this afternoon, and we are preparing ourselves to go down to Florida this weekend where we will sit down – Dick, John, Pat, [assistant general manager] Eric [DeCosta], Steve and I – and we will talk through all the scenarios, just as we have done in the past two to three years. And then we fast forward. As soon as I get back, we are right in the draft meetings. So, it is full speed ahead, but I think with the people that we have in place who are in charge of different areas, we will be able to move through it very smoothly."

(BISCIOTTI) "By the way, thank you for letting me have off for the parade on Tuesday. *(laughter)* That was very kind of you. After yesterday, we went right back into those meetings – about eight hours' worth – and I drove home last night thinking, 'He is a tough boss, man. He didn't give me one day to enjoy this.'" *(laughter)*

Do you feel from a salary cap standpoint, regardless of whether Joe Flacco is signed or franchised, you will be able to retain some of your players, or are you prepared to lose a lot of free agents because of the realities of the salary cap? (Aaron Wilson)

(NEWSOME) "First of all, we will discuss all of that this weekend, and we will come up with our priorities as to how we are going to go about building the roster for 2013. But, we do realize that, starting with Joe, because at some point in the middle of February we've got to make a decision whether it's the franchise tag or not. But, we will put our priorities together once we all get together, get down there in Jupiter [Florida] and have a chance to vent a little bit between us. But, we'll come up with a plan."

Have you decided about the size of the Super Bowl ring and how many people in the building will receive them? (Jerry Coleman)

(BISCIOTTI) "All the reporters. *(laughter)* [Players and coaches] wanted white gold instead of gold. We talked in the locker room while we were preparing for the parade, and that was the only question I asked. I said we are going to start working on the design. [Senior vice president of public and community relations] Kevin [Byrne] said to get your ring size, send it in, go to any jeweler. And I said to the guys, 'Do you want yellow gold or white gold?' I heard a lot of white gold. That was my preference, too, so we have no idea what the design will be."

(DICK CASS) "Steve has assured me that he is going to design a ring that I will never wear." *(laughter)*

Did the Art Modell Hall of Fame snub come up in any way on Saturday night? Did you talk with any of the players before the game about it and did it galvanize the team in any way? (Drew Forrester)

(JOHN HARBAUGH) "No, in conversation here and there it did, but not as a team. It wasn't something [we talked about]. We were focused on the game. It was all about football. There was really nothing that came up besides football. [Senior advisor to player development] O.J.



[Brigance] actually talked to our team Sunday at 11 a.m. We had a team meeting, and he spoke briefly, just had a quick message, and it was all about football. And, it was all about football.”

Knowing you will not have the same team back next season, are you confident that the young players will be a big help in moving the team forward? (David Ginsburg)

(HARBAUGH) “That’s a great point. The fact that so many guys got so much experience and played well, they’ve gotten a taste of it. They understand what it’s like to play in big games. That’s got to help us going forward.”

After the 2000 Super Bowl win, you tried to keep the team together and it became a tough salary cap situation. Will that experience play into what you might do this year, even though the salary cap seems like it will go up in 2014? (Stan White)

(NEWSOME) “Yes. We will not repeat what we did in 2001, because we are trying to build where we can win Super Bowls more than just one more time. But, I think our team is structured differently this time also. We do have some veterans that will probably be retiring, but we have a great nucleus of young players. [We have] players who are just hitting into their prime that we are going to build this team around. But, we are not going to be restructuring contracts and do all of those different things to be able just to maintain this team to make another run. We’re not doing that. But, all that being said, John and I have talked about it, and we have talked to the coaches, [and] that doesn’t mean that we don’t want to try to go and repeat.”

(CASS) “By the way, the cap is not expected to go up dramatically in 2014. The cap this year is going to be roughly \$121 million. It should not be much more than \$122 million in 2014.”

Is there a big benefit of signing Joe Flacco in the next two weeks so you don’t have to franchise tag him, keep the salary cap number manageable and possibly saving a couple guys’ jobs with the reality of the cap? (Albert Breer)

(NEWSOME) “We’re looking to get a fair deal with Joe. And yes, the franchise number does consume a lot of cap room. But, we are looking for a fair deal, Joe Linta is looking for a fair deal, and if we are able to get a deal done, it will allow us to participate more in the market, if we so choose. But, we understand what the priority is.”

John, you are very hesitant to answer reflective-type questions during the season. Now that you’ve won the Super Bowl, have you had a chance to reflect on things, and what are your thoughts on what you’ve accomplished? (Mark Zinno)

(HARBAUGH) “No, I haven’t. It’s like Steve said: The parade was amazing, and then Ozzie had us in there for 10 hours yesterday grinding. In all seriousness, it’s really amazing. It’s a wonderful thing. I’m proud of our guys beyond belief, our organization – from top to bottom and sideways – and everybody involved. Every face you see, you know, you want to give them a big hug and thank them. That’s really what it boils down to. And guys go back to work. We talk to our team about, ‘We’ve got to improve.’ We have to get better next year as a football team, just like we always do. That’s going to be our goal. And Jah Reid is in the weight room lifting right now as we speak. So, that’s what we will be all about going forward.”

John, going into next season, you guys are defending World Champions and are going to have a target on your back. But, you’re also going to be missing an amazing player in Ray Lewis. How much more difficult will your job be next year without Ray Lewis being able to help coach on the field? (Kris Jones)

(HARBAUGH) “I don’t think it’s in terms of difficult. Every season is different. I don’t really believe in the defending champ thing. It’s not boxing. They don’t give you a belt, and you fight for the title. We were the champions. The 2012 NFL champions were the Baltimore Ravens. Next year’s champion depends on who plays the best, who handles adversity the best, who comes out on top. We’ll fight for that championship just like we fought for the last one and everyone we’ll fight for thereafter. Every season is different. Every season poses different challenges. This was different than the one before that. With Ray being gone, that’ll be different, but our guys are up to the task. Our guys are just the men for the job, and I can’t wait to get started.”

Steve, when the franchise passed from Art Modell to you, you’ve been charged with all the changes, and it’s your organization. Can you break down the three to five top decisions you made or didn’t make that led to the Lombardi Trophy? (Nestor Aparicio)

(BISCIOTTI) “Geez. Hiring him. (pointing to Harbaugh) I don’t have a list of three or five. I haven’t done that much. (laughing) Look around, with Ozzie and Eric and [senior vice president of public and community relations] Kevin Byrne. Kevin doesn’t get nearly as much credit as a confidant to all of us. He should be the fifth guy up here, really. I rely on Ozzie and John to counsel to me through the football stuff. I rely on Dick and Kevin to counsel me through the business side. Other than that, as you guys know, this place hasn’t changed much. There is not much that I can hang my hat on. I’m happy that I had that window of four years to see that we had such a quality organization and then be able to maintain it. So really, other than replacing the head coach, that’s about the only major decision I’ve made in all these years, unless you can come up with something that I did. I am willing to accept credit for anything else you can throw out there.” (laughing)



What about player and football decisions on draft day and signing free agents that you are brought into in some way? (Nestor Aparicio)
(BISCIOTTI) "I love being closer to the decision than all the fans and all the reporters, because I get to hear these guys out and see what they like. Eric and I are on the phone all the time, because he (*pointing to Newsome*) stops taking my calls. (*laughter*) But, personnel decisions, Eric will tell me, 'Look at this guy. Watch this guy. Watch this guy.' And I do. So when leading up to draft, when they send me players to look at, I look at, and I sit there and tell them why I think we could do better with this guy over that guy if they are even. But, I remember going back to 2002 when the top two guys left on the board were Lito Sheppard and Ed Reed. We had Ed Reed above Lito, and I said to Ozzie, 'I don't understand this. If they both have the same grade, why would you not take a corner over a safety? It seems like that's a more important position.' Ozzie said, 'Because I am true to my board.' We took Ed Reed instead of Lito Sheppard, so I kind of learned from that point on that I better not engage too much and try and alter their decision-making, or else we would have had Lito."

Steve, having achieved great success in business and now being at the pinnacle of the NFL, what is your personal philosophy about maintaining a drive and hunger to continue to succeed and do it again? (Mark Viviano)
(BISCIOTTI) "Ozzie kind of spoke on it. We are not going to get caught up in the moment and do things to our salary cap and make decisions in the euphoria of winning that could hurt us in 2014 and 2015, like we did in 2001. Every single veteran was restructured, I think, so that every single veteran could stay, and then we ended up losing so many people the next year [in 2002]. We don't want to do that. You have to make sure that the excitement of the day doesn't cloud what we promise to build, and that was a consistent winner. I am just proud for Baltimore, and there is a great pressure off of us. This is what we work for, and you know as you get closer that it's like, 'If we don't get it this time ...' We felt that way last year. We have to get to it this time when we went up to New England, and we were devastated when we lost because we know how hard it is to get back there. Pittsburgh won two Super Bowls, and then didn't make the playoffs the next year. So, we're going to try and do that. We're going to try and build a consistent winner. We've got this one in the bank. Like John said, you can never take it away from us. I'm just proud for Baltimore for everybody that gets to bask in this."

Ozzie, before the season, you hired Sandy Weil to do statistical analysis. What were the benefits of that, and how does the front office weigh what he's passing along against what you guys are seeing with your own eyes? (Matt Vensel)
(NEWSOME) "That's still a work in progress. What he had to do was to come in and understand the football business part of it and then to mesh that with the analytical aspects of what he could bring. But, what we've been concentrating [on] is he tried to help John and [defensive quality control coach] Matt Weiss through some things this offseason, but his main objective was to gather all of the information that we have over the last seven or eight years, compile it, and see what that information is going to present to us. We'll be looking at some of that information as we move toward the draft."

Ozzie, how much of a priority will it be this offseason to address the left tackle position long term, and did Bryant McKinnie's play in the postseason make him a more viable option to keep moving forward? (Luke Jones)
(NEWSOME) "I think the thing that we found out this season is that we have probably about eight or nine offensive linemen with starter potential that were able to go in and play very good football for us. So, I think you start with [the fact] that we have good depth. 'B-Mac' [McKinnie] is a free agent. I think the way he played down the stretch against [Colts DE Dwight] Freney, against [Broncos OLB Elvis] Dumervil and then against [49ers OLB] Aldon Smith, I think it makes a statement for him. I think he has a decision to make as to whether he wants to come back and play here. But, I think we like our young guys. I think [run game coordinator] Juan Castillo is going to be a great addition to our staff. He is known for helping and developing young players. So, I feel very good about our offensive line. If you look at the point, you're saying left tackle ... But [Broncos OLB] Von Miller plays on the left side, and he has to go up against the right. So right now, it's not a right tackle-left tackle thing. You have to have the ability to be able to hold up whether you're playing on either side."

For any of the guys, can you talk about the first time that it entered your mind after Sunday night that you first thought about a repeat? (Ryan Mink)
(HARBAUGH) "I haven't thought about it yet. The word repeat means nothing. You go back to work. You sink the pilings deep. You do the same thing you do every year, and we're going to try to sink our pilings deep into bedrock again this year, starting, really, this week already, the day after the game. And we just go back to work."

John, earlier in the season we asked you about a solution to the helmet-to-helmet issues, the fine problems. You spoke out against it earlier in the year. Now that it's all over, I wanted to get your thoughts on how all of that can be rectified. Is it as simple as telling guys to lower the target? Or are these helmet-to-helmet shots unavoidable? (Robert Klemko)
(HARBAUGH) "It's not that simple. If it were, it'd be corrected. It's complicated. The helmet-to-helmet shots on defenseless receivers, there are varying levels of it. There are shades there. 'Fifty Shades of Grey ...' Is that a book or something I heard about somewhere along the way? (*laughter*) I haven't read it. I haven't had time to do much reading. But, there is a lot of grey there. I know the Competition Committee is going to go to work on that and will have something to try to just clean it up and clear it up a little bit as best we can. Safety is here to stay – it's really important. Protecting guys and making the game as safe as we can is going to be very important."



(BISCIOTTI) "Wait until he finds out what it [‘Fifty Shades of Grey’] is about." (laughter)

Both of you guys and Ozzie mentioned player development a little bit and depth – John, the faith that you have in your coaching staff to develop the players, Oz, the faith you have in your scouts. A couple of years ago you cut the cord with Derrick [Mason] and Kelly Gregg and Todd [Heap]. A lot of people around here said it was wide-spread panic almost, because they thought you were rebuilding. You have been able to maintain an unbelievable level of achievement since then with player development and scouting. Can you talk about the faith you have in that system that you’ve put together now when you have to make some tough calls? (Keith Mills)

(NEWSOME) "I would say it in two different ways: I think the key to any team’s success year-in and year-out is the depth that they have on their football team. That’s what John and I – we discuss on a daily basis of the depth. The depth goes all the way to our practice squad, having those guys and having those guys practice. But what combines it are our coaches having the ability to develop the players, spend the extra time with them and stand out on the field with them, getting them extra reps. We did something this year in training camp, and I think it was a little taxing, but it was very good. John split up the practices, and he had the young guys on one field and the veteran guys on the other field. Therefore, we didn’t have to stay out there for three hours, but we had guys getting reps. Those reps, I think, paid dividends for us, because I don’t know how many reps Chykie Brown took during that time, but if we would have just had a conventional practice, he wouldn’t have gotten as many. I think I realized and John realized the importance of depth. But John and his coaches and our staff – my personnel staff – we realized that the development of players is an ultimate thing that we have to do."

(HARBAUGH) "I concur. The thing that we have here that is probably pretty unique around the National Football League – this is something that Steve doesn’t take much credit for anything – but what he has laid is an organizational structure where everybody works together. There really aren’t clear lines of demarcation between people – scouts and coaches work together. Front office and coaches and scouts work together. Everybody is involved with one another. It’s not like ... We are all responsible for our areas, but we all seek help. I can walk into [director of pro personnel] Vince Newsome’s office at any time and just ask him what he thinks and how we are bringing along a player or something along those lines. That’s just huge for us. I know that all of the scouts feel the same way. Ozzie and I do it all the time, but it’s not just us two. It’s not just Steve and Dick or Kevin; it’s everybody throughout the whole organization. It’s just interwoven together. To me, that’s the key to any success that we have."

Steve, could you talk about the coaching job that John did this year, especially in terms of all the challenges that the team had to overcome? (Kevin Cowherd)

(BISCIOTTI) "It goes back to all the coaches. We did have a lot of injuries, but they were marquee players, and we got Ray [Lewis] and [Terrell] Suggs back quicker than we thought. We didn’t know if we would get them back at all. [It was a] masterful job, but I think that it’s not a mosaic, really. It’s just every day he comes in and he talks with Ozzie, and they make the right decisions. It goes back to having those young players capable of stepping up. What I commend John for is that he spends a lot of time one-on-one with these guys. The 52nd guy on the roster is just as likely to be in a one-on-one meeting with John as Ray Lewis is. From an organizational standpoint, John understands that those guys on the bottom 15 – if you will – could be in at any given moment, so he spends an inordinate amount of time with the guys – the second half of the roster – so that he understands them. He has a real one-on-one relationship with them, and when it comes time to put them in, he knows what their strengths and weaknesses are. You can’t run a business by talking in front of a group. John spends the majority of his time in one-on-one meetings, and I think it’s the right way to run a business."

Ozzie, have you talked to Ed Reed yet, and when have you kind of planned to address the situation? (Jeff Zrebiec)

(NEWSOME) "No, not officially, but unofficially, we’ve had conversations. He’s representing himself still. I don’t know if he has an agent. I think he wanted to let some time clear. At that point, he and I will sit down. I think he realizes there may be some other options out there, but I think if you watched him and watched his body language over the course of the last eight to 10 days, that he loves being here in Baltimore. I think we can use that to help make that relationship last a little bit longer."

First of all, congratulations to all four of you. My question is for Steve and Dick: What does winning do to the brand, and conversely, how do you as businessmen – from that side – how do you monetize that brand moving forward? (Stan Charles)

(BISCIOTTI) "We are monetizing – that’s our job. We monetize every year. I don’t think ... We’ve had shockingly little difference in tickets being renewed every year. It literally fluctuates between 99.5 percent and 98.1 percent when we went 5-11 or we made the playoffs. It’s not that big of a deal. Will sponsors be more inclined to get on us? Yes, but it’s not that big of a money-making operation. I think that it’s really just about what you are delivering and the pride associated with the brand. And it does, and we should be, able to monetize. When so much of our money comes from the national level, it doesn’t make that much of a difference. We aren’t going to see a huge spike in revenue because we won a Super Bowl. All I know is that the softness of that potential is hardened now. I think that we’ll see less turnover. We will see more teams – more companies – signing up with us. I don’t think it’s going to make that much of a difference when it comes right down to it."



(CASS) "I do think it helps the brand in the sense that it strengthens our brand. It deepens our legacy in this region and probably a little bit more around the country. That doesn't result in more dollars, but it makes us a more valuable franchise. People look at us in a different light. It is very difficult ... We have won now two Super Bowls in 13 years. That is very difficult to do. New England has won three during that period. No one else was won more than two. Two other teams have won two. I think that really deepens our legacy. You try to think about how many people in this region were watching that Super Bowl game and how many were children and how many will always remember that win and will forever be Ravens fans. That's what I think is most important in terms of the win for us. It's building our fan base, having more and more fans think highly of the Ravens as an organization. That's something that will stick with us and live beyond this year."

Steve, this is for you. You saw people on video, probably, of people literally trying to break into the stadium during the event. Obviously, everyone around you wants a piece of this team now. I'd like to get your impression from the fans' point of view of how this first training camp here went in terms of the lottery and everything. Do you expect a similar structure – the three offsite practices, or have you looked ahead at that yet? (Bo Smolka)

(BISCIOTTI) "No, I haven't thought about it, but we aren't going backwards. I can assure you. We did those three, and we want that interaction, so I'll push John to do a fourth one. Logistically, it's hard, but we aren't going backwards."

(CASS) "I think we should commit to three, maybe." (laughter)

(BISCIOTTI) "That's all I committed to is three. I said I'll work on him on the other." (laughter)

(HARBAUGH) "His powers of persuasion are pretty renowned." (laughter)

During the three-game losing streak and the 1-4 finish, how concerned were you? Was there ever a moment in there when you thought it was slipping away? (Peter Schmuck)

(NEWSOME) "I engage in conversation with John two, three times a day. I think that is the strength of our relationship. So during that time, he and I were in constant conversation. And John knows, I am out at practice, I watch every practice tape. He tells me what the game plan is, and I have an understanding of that. So he and I were able to sit there and talk through it, but we never lost sight of what the goal was. The goal was to win the division, and even though we were struggling, we were still one game ahead, two games ahead. We needed to win one game to win the division. So, we never lost focus on what our first goal was. We never lost focus on that, but we also were able to sit there through all of that time, watching practice, and watching the practice tape, and interacting with each other and the players, and to realize that this thing could turn around and turn around very huge. It happened that way."

(BISCIOTTI) "It is a blur to me, because you guys get to write about it all week, and we turn around and start worrying about the next opponent the next day. So a three-game losing streak really didn't register to me, because like Ozzie said, we weren't losing ground. I think Pittsburgh was losing at the time, too. So, we were just kind of counting our blessings there at that point. But, the whole idea of being hot ... It was up to last week that everyone kept saying we had lost four of our last five and all of this. They were picking and choosing what they want to do, because we lost three, and then we turned around in a must-win game and beat up the Giants pretty good at home. That got us clinched, and it got us the ability to rest our starters. Then we lost to Cincinnati, and they came up with this: 'They lost the last four of their five. They have no momentum going in.' To me, that is ridiculous. Interestingly enough, they kept talking about it and talking about it forever, and yesterday I read a report that said every single team in the last seven years has lost three of their last six games. So, they build up this big thing that we can't win because we are losing, and then once we overcome ... Everyone said we weren't hot going into the playoffs; we kind of thought we were. So we looked at the whole season and thought that we were getting healthier and getting better. So, we are looking at it from the inside out and not the outside in, and we really believed that we were getting better and healthier. So, there really wasn't a lot of panic. When you get to rest your starters in the last week, that is a good thing. So no, we are much more even keel than the public is. That is all I can tell you, and we have to be."

Ozzie, I know you kind of talked about going through that first process like the personnel meetings. As you look at it in the early phases, what did you see as the biggest need heading into this offseason? (Garrett Downing)

(NEWSOME) "We talked about it – the middle of the defense. We think we have to get better at defensive tackle. We know that one linebacker is retiring and another one is a free agent. We have a safety that is a free agent, and some young guys that have yet to step up. So, we would say the middle of the defense is probably the one area that we will concentrate on. But in saying that, we realize that pass rushers and guys that can cover, we felt pretty good about that. We still would need an elite pass rusher to match the guys that we have. But when we talked through it, we felt very good about it. We have guys out on the edges that can cover, and cover with the best of them. We have guys that can set the edge and have some potential to rush the passer. Offensively, we will not turn down a good player if that player is available for us on the offensive side of the ball. We just won't do it, because you can never have enough depth. We got to a point in the last two or three weeks where Anthony [Allen] and Bernard Pierce were both hurt, and we didn't know if they were going to be able



to play in the game. So we continually look for quality depth, so that when we are having issues like that, we don't have to panic or we don't have to do something drastic."

Steve, if you have to go the franchise [tag] route with Joe [Flacco], would you anticipate him being present in the offseason and up until training camp if that's the route that has to be done? (Brett Hollander)

(NEWSOME) "I don't know; I don't know the answer to that. Right now, the offseason doesn't start until April 10, so everything is pushed back now with the new CBA [Collective Bargaining Agreement]. But, I do know that Joe has a very good relationship with [offensive coordinator] Jim Caldwell. And, it was amazingly nice to hear how Jim said yesterday in our meeting that anytime he asked Joe to show up, he showed up. So, that relationship is there, and I think Joe and Jim will be able to maintain their relationship while Pat, Joe Linta and I and Steve negotiate a deal, and I think that is huge."

I wanted to ask you a question about the franchise tag. I assume you won't tell us which level you would put on with Joe – the high one where you keep him, or the lower one where you could lose him to two first-round picks. Could you tell us how that whole process works – whether or not you put him with the low one, the team would just give up their two-consecutive first-rounders? When you've done it in the past, which route did you go with Haloti [Ngata] and [Terrell] Suggs and guys like that and whether or not teams historically have lost players at all if they went the route where they could lose them to two first-rounders? (Steve Davis)

(NEWSOME) "You kind of explained it yourself. If you put the low tender, it's two first-round picks, and I don't know if any team did. But what you have to look at is what the Redskins did this past year to move up to get Robert Griffin III. If someone thinks that a quarterback is that valuable, then I am sure you can talk to [Washington Redskins general manager] Bruce [Allen] or [Washington Redskins head coach] Mike [Shanahan] and [Washington Redskins owner] Mr. [Dan] Snyder and [that] they are very happy with RG3 right now, and they don't mind not having those draft picks. I can't monitor or I don't know what 31 other teams are doing, so we have to prepare ourselves for it. Then, we also know what the exclusive tag does. It puts him out [of contact], where it basically takes him off the market. Those are some of the things we will talk about. But, I am coming away today thinking that we can get a deal done. We got deals done [Haloti] Ngata, J.O. [Jonathan Ogden], Ray [Lewis], Ray Rice, Ed Reed – we have got big-time – [Terrell] Suggs ... I have a very good owner who understands the business. He understands the importance of certain positions, so I am optimistic. Which tag we will use? We don't know, but we will be prepared for either scenario."

With Ray retiring, we know he has plans to go watch his son, maybe do television. Are there any plans that he would be around to be a coach? Have you talked to him, or even a tutor, just to be around and help? (Brent Harris)

(HARBAUGH) "All of the guys that have played here come back often. Talk to players, and they are always welcome. Of course, Ray would be no less than that. We have talked about it. He knows he is always welcome. He has not expressed an interest to coach. I have asked him, and he is not interested. But we have talked about it. Ray is iconic. He is going to be so many amazing and powerful things, and he is excited about those things."

How is Haloti [Ngata] doing? Is he doing OK? Is Jameel McClain making progress? (Aaron Wilson)

(HARBAUGH) "There is nothing serious with Haloti. There are some things in there, we will just have to see, but it won't be anything that should keep him out of training camp or anything like that. Jameel [McClain], we are still looking at Jameel, but I am very optimistic based off of what Ozzie shared with us yesterday. We are very optimistic about that."

Ozzie, you had mentioned a couple of players that are retiring – plural. Other than Ray [Lewis], are there other players that you have an idea or voiced that they may not be coming back? (Jeff Zrebiec)

(NEWSOME) "Not officially."

You have said that Joe [Flacco] is the priority. You hope it gets done. If it does, who becomes next? (Morgan Adsit)

(NEWSOME) "That is, when we will take the time for the tag? Oh, if we get a deal done with Joe, we will not franchise another player. We will not do that. You are OK with that, right?" (looking to and asking Bisciotti)

(BISCIOTTI) "Absolutely." (laughter)

Steve, can you just talk about what you saw from Joe Flacco this year and the progress that he made? (Ryan Mink)

(BISCIOTTI) "You know, I think John is better off explaining that, but I saw a guy just maturing the way we would expect him to mature. We were sitting here last year, and I said the same thing. A husband, a father, a familiarity with what we're asking him to do – all those things work in his favor. And I said last year, I didn't expect him to change, and he is who he is. And his demeanor, we're very comfortable with. We don't need a screamer. And I said that I believe that the fans will be rewarded because of Joe's demeanor, and Joe will be appreciated for it if he wins. And we believe he's going to continue to win. So, Joe proved that you can win being like Joe. We're thrilled, because we never thought we needed to change the way Joe was, like some of you all or like some of our fans [wanted]. Now, he gets to say I told you



so. So, you can be like Joe, and you can win. I told the national [reporters] after the Super Bowl that night ... I said [Flacco] went to the 'Eli Manning School of Disrespect.' They gave Eli the same business, and now he's got two Super Bowls and Peyton [Manning] has got one. So, we'll let Joe do it his way."

Dick, have you had a chance with your staff to talk about Tuesday – the celebration? The good, maybe some of the things that didn't go as well, or maybe just in hindsight ... If you create sort of a folder to say, "Hopefully we do this again next year. Here's the good and the things we can improve on." (Drew Forrester)

(CASS) "The good was just the energy of the crowd, the size of the crowds. I've never seen anything like that. I don't think any of us had seen anything like that. I don't think any NFL team had had a celebration quite like that, with that type of crowd, as large as it was, both on the streets and in the stadium. So, it was amazing, and I know our players were moved by it, deeply moved by it. I think with the benefit of hindsight, we did not anticipate the size of that crowd. I don't think the police anticipated the size of that crowd. I think the police did an extraordinarily good job of controlling the crowd and avoiding any major safety issues. So, I think they are to be applauded for that. I think in the future, if we had to do it again, we would have a ticketed event at the stadium. They would be free tickets, but we would hand out tickets so people would know they could get into the stadium. If you didn't have a ticket, you couldn't go. I think that was probably the major potential safety issue. Next time we do this, we'll know better."

You guys are always mindful about not putting things on the credit card as far as cap goes, and you've already mentioned that you're not going to re-do a bunch of deals just to repeat, but there is availability for cap space, specifically with some of your larger-ticket players. How do you balance the not credit card versus not much cap space? (Glenn Younes)

(NEWSOME) "I think over the course of the last two years, we've probably re-done two deals – [Marshal] Yanda last year. The only time we consider restructuring guys' deals is [if] there is a player that comes available that we think has great value and is worth us restructuring a deal to get it done. But it also, it has to be a player that we think has a pretty good chance of playing out his contract, because that's when you get in trouble, if you restructure a deal then all the sudden that player's abilities fall off the cliff, and you have to let him go. Then you have to eat all that acceleration right away. But we are of the mind right now ... I think with the way John and his coaches develop players, the way Eric and Vince and [senior personnel assistant] George [Kokinis] and those guys go out and collect players, that we've got a good nucleus of young players that are still under their first contracts, that it's going to allow us not to have to be able to do that. But, that's something that we will talk about, and if there is a dynamic player out there, then there are a couple of guys that we could go to. But that's, so far, that's probably a last resort for us."

(BISCOTTI) "And, I will say that we're more apt to create space to get a few really good veterans for small amounts. That's how Ozzie ends up putting the icing on our cake every year, is that we end up getting those guys like [Corey] Graham and people like that, that don't cost a ton. So we know, in order to fill a roster with professionals, while we're waiting on the young guys to develop, that that last \$7 million that we have left is probably better spent on three veterans instead of one dynamic player. And so, I'm more open to that when it comes to creating cap room, because he's done such a good job with the last guys we put on the roster in the last couple years, like McKinnie and Corey Graham and people like that. So, that to me is not being risky, it's being prudent, and we're going to see high-priced guys getting cut. I think it started a couple days ago. You all know them – some of the guys out there. And their team wanted to keep them. They just couldn't. And [reporters] went and talked about two years ago when we let [Todd] Heap and [Derrick] Mason and Kelley Gregg go. That stands out because maybe, it stands out to you or some of the fans, but we were just as drastic last year. We let Haruki [Nakamura] go. We let [Tom] Zbikowski go. We let Cory Redding go. We let Jarret Johnson go. We let a Pro Bowl Ben Grubbs go. We don't have the money for all of them, and the two safeties went and got starting jobs with Carolina and the Colts. So, we have to have guys ready to go, and that's what we do. We've proven it two years in a row that we can kind of shock the world and disappoint our fans at the same time, by letting some of these guys go, but letting young guys fill in and then going out and getting good values on the free agent market."

Steve, a couple years ago you sat up here and you said that you wanted to model yourself after the Steelers, because they had had so much success. Is it fair to wipe that off the table now, and are you hoping that other franchises will model themselves after the Ravens? (Mark Zinno)

(BISCOTTI) "I think they do to a small degree. When you look at the ones that are winning – something like eight years in a row with the AFC in the Super Bowl, [the conference] was represented by New England, Pittsburgh and the Colts. So, we admire all those organizations and we're always looking to steal from each other. This is a best practices-type of business. You look at the way they handle things – continuity of staff – they all have that same thing. Look at those three teams that represented us for eight years; they all have that, they all have continuity. They have [general managers] that have been around for a long time, they've got stable ownership, they've got stable coaching. They wanted [New York Giants head coach] [Tom] Coughlin's head for two years before he won two Super Bowls, so yeah, that's what we talked about – the brand. We now have two [Super Bowls] in 13 years, and we're one of the handful. So, that's our job, to keep winning. Get us a chance to win. The two seed didn't do us as much good [in 2011] as the four seed did us this year. [But you must] get in the tournament. We say that, and other people take that as, 'That's not good enough.' But you have to be there. We don't want to repeat – we want to be one of the 12 teams that has a chance to win every year. And if you think that we can build this up to try and repeat, it's



football's gold, because we're not the favorite to win next year. We're not even in the Top 4 teams favored to win next year. So, we want to make sure that [in] 2015 we have as good a chance to win as 2013."

Ozzie, you talked about the challenges of being five weeks behind the rest of the league, and we've heard from other Super Bowl winning teams that there are so many difficulties to winning the Super Bowl back-to-back. Can you talk about the lessons learned from that first Super Bowl victory and things that you might do differently in the offseason? (Robert Klemko)

(NEWSOME) "I think we have a process in place, and we'll stay true to the process. The process is what has gotten us the success, and I think the process will be where we'll maintain it. So, we'll stay true to that. Even though there are going to be more demands on our players, the CBA allows for more opportunities for them to do it before they have to be here in April. As far as our coaching staff, we will have continuity there. As of right now, I have not gotten a call or a letter from another organization asking to interview one of our coaches, so we will have some continuity there. Along the way, our scouts and our pro personnel departments, they've been working and preparing for 2013. It's just a matter of Steve, John, Dick and I depending on the people that we have in place and allowing them to do their jobs, and then we can come in when we have to and take a look at what they've done. Then we move forward."

With Ray Lewis, how about a statue? Is that something that may go up around M&T Bank Stadium to honor him? (Jerry Coleman)

(BISCIOTTI) "Yes. And the fact that you said, 'Maybe,' I'll say, 'Absolutely, maybe.' Yes, we have to work that out. Where? And how long it takes? But, yes, I think he set himself apart in Baltimore sports history, and we will certainly look into it, and I would not be surprised if there is one there in the next year or two."

Steve, how hard do you expect Joe Flacco to come pound on your desk, and basically, are you prepared to make him the highest paid quarterback in the NFL? (Jim Corbett)

(BISCIOTTI) "That was a figurative [statement]. *(laughter)* I'll lock the door before I let him come in pounding on me. *(laughter)* No, that's what we wanted. We wanted to see him do this, and he did. Like I said, this is history, and I have faith that it didn't set us back in our negotiations, really. We offered him a Top 5 contract last year, and we will be back at the negotiating table, and it was pretty close last year. So, we'll be right back at the table, and I don't see us winning the Super Bowl [by] making the negotiation any more difficult than it would have been had we gone out in the first round of the playoffs; that might have been more difficult. So, we both know that we want each other, and it's up to Ozzie and Joe Linta to work that out. Then Joe and I will go golfing or something like that, but I don't negotiate with Joe."

Closing remarks:

(BISCIOTTI) "The one thing that I want you all to know is that this is a staff of over 100 people, 120 people that are not coaches or players. And I want to take my hat off to them, because what they do, the quality of the organization goes all the way through the organization – not just the top. And what they did, what they pulled off in the last two weeks, is absolutely remarkable. You just can't imagine what our organization did in order to deliver us there, set us up correctly, and take the distractions out of our hands for us to be able to pull that off. So, they deserve so much credit, and there are so many people that work as hard as we do to make that happen, that it would be remiss not to at least tip our hats collectively to all the others that are on the other side of the camera. Thanks."



– ROSTER BREAKDOWN –

- Rosters
- Coaching Staff
- Depth Chart
- Pronunciation Guide
- How Built
- Participation Chart
- Game-By-Game Starters
- Transactions

2012 ALPHABETICAL ROSTER

Super Bowl XLVII: Feb. 3, 2013

No.	Name	Pos.	Ht.	Wt.	Birthdate	Exp.	College	Hometown
35	Allen, Anthony	RB	6-1	223	8/6/88	2	Georgia Tech	Tampa, FL
51	Ayanbadejo, Brendon	LB	6-1	225	9/7/76	10	UCLA	Santa Cruz, CA
86	Bajema, Billy	TE	6-4	259	10/31/82	8	Oklahoma State	Oklahoma City, OK
77	Birk, Matt	C	6-4	310	7/23/76	15	Harvard	St. Paul, MN
81	Boldin, Anquan	WR	6-1	220	10/3/80	10	Florida State	Pahokee, FL
23	Brown, Chykie	CB	5-11	190	12/26/86	2	Texas	Houston, TX
38	Brown, Omar	S	5-11	195	6/6/88	R	Marshall	Moncks Corner, SC
56	Bynes, Josh	LB	6-1	240	8/24/89	1	Auburn	Lauderdale Lakes, FL
62	Cody, Terrence	NT	6-4	341	6/28/88	3	Alabama	Fort Myers, FL
37	Considine, Sean	S	6-0	212	12/17/82	8	Iowa	Byron, IL
46	Cox, Morgan	LS	6-4	241	4/26/86	3	Tennessee	Collierville, TN
84	Dickson, Ed	TE	6-4	255	7/25/87	3	Oregon	Bellflower, CA
17	Doss, Tandon	WR	6-2	207	9/22/89	2	Indiana	Indianapolis, IN
59	Ellerbe, Dannel	ILB	6-1	240	11/29/85	4	Georgia	Hamlet, NC
5	Flacco, Joe	QB	6-6	245	1/16/85	5	Delaware	Audubon, NJ
66	Gradkowski, Gino	G/C	6-3	300	11/5/88	R	Delaware	Pittsburgh, PA
24	Graham, Corey	CB	6-0	196	7/25/85	6	New Hampshire	Buffalo, NY
95	Hall, Bryan	DT	6-0	291	9/12/88	1	Arkansas State	Paducah, KY
54	Hamilton, Adrian	LB	6-3	251	11/29/87	R	Prairie View A&M	Dallas, TX
70	Harewood, Ramon	G/T	6-6	334	2/3/87	3	Morehouse	St. Michael, Barbados
32	Ihedigbo, James	S	6-1	214	12/3/83	6	Massachusetts	Amherst, MA
25	Jackson, Asa	CB/RS	5-10	190	12/2/89	R	Cal Poly	Sacramento, CA
39	Johnson, Chris	CB	6-1	200	9/25/79	9	Louisville	Longview, TX
97	Jones, Arthur	DE	6-3	315	6/3/86	3	Syracuse	Endicott, NY
12	Jones, Jacoby	WR/RS	6-2	220	7/11/84	6	Lane	New Orleans, LA
96	Kemoeatu, Ma'ake	NT	6-5	345	1/10/79	10	Utah	Tonga
4	Koch, Sam	P	6-1	218	8/13/82	7	Nebraska	Seward, NE
99	Kruger, Paul	OLB	6-4	270	2/15/86	4	Utah	Orem, UT
44	Leach, Vonta	FB	6-0	260	11/6/81	9	East Carolina	Rowland, NC
52	Lewis, Ray	ILB	6-1	240	5/15/75	17	Miami	Lakeland, FL
50	McClellan, Albert	LB	6-2	245	6/4/86	2	Marshall	Lakeland, FL
78	McKinnie, Bryant	T	6-8	354	9/23/79	11	Miami	Woodbury, NJ
90	McPhee, Pernell	DE	6-3	280	12/17/88	2	Mississippi State	Pahokee, FL
92	Ngata, Haloti	DT	6-4	340	1/21/84	7	Oregon	Salt Lake City, UT
74	Oher, Michael	T	6-4	315	5/28/86	4	Mississippi	Memphis, TN
72	Osemele, Kelechi	G/T	6-5	335	6/24/89	R	Iowa State	Houston, TX
30	Pierce, Bernard	RB	6-0	218	5/10/90	R	Temple	Ardmore, PA
88	Pitta, Dennis	TE	6-4	245	6/29/85	3	BYU	Moorpark, CA
31	Pollard, Bernard	S	6-1	225	12/23/84	7	Purdue	Fort Wayne, IN
16	Reed, David	WR/RS	6-0	190	3/22/87	3	Utah	New Britain, CT
20	Reed, Ed	S	5-11	205	9/11/78	11	Miami	St. Rose, LA
27	Rice, Ray	RB	5-8	212	1/22/87	5	Rutgers	New Rochelle, NY
22	Smith, Jimmy	CB	6-2	205	7/26/88	2	Colorado	Colton, CA
82	Smith, Torrey	WR	6-0	205	1/26/89	2	Maryland	Falmouth, VA
55	Suggs, Terrell	OLB	6-3	260	10/11/82	10	Arizona State	Chandler, AZ
2	Taylor, Tyrod	QB	6-1	215	8/3/89	2	Virginia Tech	Hampton, VA
83	Thompson, Deonte	WR/RS	6-0	203	2/14/89	R	Florida	Belle Glades, FL
9	Tucker, Justin	K	6-0	180	11/21/89	R	Texas	Austin, TX
93	Tyson, DeAngelo	DE	6-2	310	4/12/89	R	Georgia	Statesboro, GA
91	Upshaw, Courtney	OLB	6-2	272	12/13/89	R	Alabama	Eufaula, AL
63	Williams, Bobbie	G	6-4	345	9/25/76	13	Arkansas	Jefferson, TX
29	Williams, Cary	CB	6-1	190	12/23/84	5	Washburn	Hollywood, FL
73	Yanda, Marshal	G/T	6-3	315	9/15/84	6	Iowa	Anamosa, IA
Practice Squad								
49	Bryant, D.J.	LB	6-3	248	3/3/89	R	James Madison	Baltimore, MD
42	Carr, Nigel	LB	6-2	247	1/22/90	R	Alabama State	Jacksonville, FL
69	Cornell, Jack	G/T	6-6	320	6/4/89	R	Illinois	Quincy, IL
10	Dixon, Dennis	QB	6-3	209	1/11/85	4	Oregon	San Leandro, CA
60	McClain, Antoine	G	6-5	336	12/6/89	R	Clemson	Anniston, AL
45	Miller, Lonyae	RB	6-0	216	4/29/88	1	Fresno State	Fontana, CA
48	Silvestro, Alex	TE	6-3	260	11/15/88	1	Rutgers	Gibbstown, NJ
65	Stephens, Reggie	C	6-3	325	8/28/87	1	Iowa State	Rowlett, TX
Injured Reserve								
28	Berry, Damien (neck/shoulder)	RB	5-10	223	10/21/88	1	Miami	Belle Glade, FL
47	Brown, Ricky (head)	LB	6-2	235	12/27/83	7	Boston College	Cincinnati, OH
26	Cook, Emanuel (leg)	S	5-10	200	1/20/88	3	South Carolina	Riviera Beach, FL
41	Levine, Anthony (shoulder)	DB	5-11	203	3/27/87	1	Tennessee State	Winston Salem, NC
58	McAdoo, Michael (Achilles)	OLB	6-7	245	7/9/90	2	North Carolina	Antioch, TN
98	McBean, Ryan (ankle)	DT	6-5	305	4/23/84	5	Oklahoma State	Euless, TX
53	McClain, Jameel (neck)	ILB	6-1	245	7/25/85	5	Syracuse	Philadelphia, PA
34	Rainey, Bobby (knee)	RB	5-8	212	10/16/87	R	Western Kentucky	Griffin, GA
76	Reid, Jah (toe)	G/T	6-7	340	7/21/88	2	Central Florida	Haines City, FL
11	Streeter, Tommy (foot)	WR	6-5	220	10/7/89	R	Miami	Miami, FL
33	Thompson, Christian (knee)	S	6-0	211	6/14/90	R	South Carolina St.	North Lauderdale, FL
21	Webb, Lardarius (knee)	CB/RS	5-10	182	10/12/85	4	Nicholls State	Opelika, AL
15	Williams, LaQuan (thigh)	WR	6-0	195	6/27/88	2	Maryland	Baltimore, MD

2012 NUMERICAL ROSTER

Super Bowl XLVII: Feb. 3, 2013

No.	Name	Pos.	Ht.	Wt.	Birthdate	Exp.	College	How Acq.	2012 Games			
									P	S	DNP	INA
2	Tyrod Taylor	QB	6-1	215	8/3/89	2	Virginia Tech	D6 '11	7	0	9	0
4	Sam Koch	P	6-1	218	8/13/82	7	Nebraska	D6a '06	16	0	0	0
5	Joe Flacco	QB	6-6	245	1/16/85	5	Delaware	D1 '08	16	16	0	0
9	Justin Tucker	K	6-0	180	11/21/89	R	Texas	FA '12	16	0	0	0
12	Jacoby Jones	WR/RS	6-2	220	7/11/84	6	Lane	FA '12	16	3	0	0
16	David Reed	WR/RS	6-0	190	3/22/87	3	Utah	D5a '10	5	0	0	0
17	Tandon Doss	WR	6-2	207	9/22/89	2	Indiana	D4 '11	14	0	0	2
20	Ed Reed	S	5-11	205	9/11/78	11	Miami	D1 '02	16	16	0	0
22	Jimmy Smith	CB	6-2	205	7/26/88	2	Colorado	D1 '11	11	2	1	4
23	Chykie Brown	CB	5-11	190	12/26/86	2	Texas	D5a '11	16	1	0	0
24	Corey Graham	CB	6-0	196	7/25/85	6	New Hampshire	UFA (CHI) '12	16	8	0	0
25	Asa Jackson	CB/RS	5-10	190	12/2/89	R	Cal Poly	D5 '12	3	0	0	10
27	Ray Rice	RB	5-8	212	1/22/87	5	Rutgers	D2 '08	16	16	0	0
29	Cary Williams	CB	6-1	190	12/23/84	5	Washburn	FA '09	16	16	0	0
30	Bernard Pierce	RB	6-0	218	5/10/90	R	Temple	D3 '12	16	0	0	0
31	Bernard Pollard	S	6-1	225	12/23/84	7	Purdue	UFA (HOU) '11	13	13	0	3
32	James Ihedigbo	S	6-1	214	12/3/83	6	Massachusetts	FA '12	16	3	0	0
35	Anthony Allen	RB	6-1	223	8/6/88	2	Georgia Tech	D7 '11	16	0	0	0
37	Sean Considine	S	6-0	212	12/17/82	8	Iowa	UFA (ARI) '12	16	0	0	0
38	Omar Brown	S	5-11	195	6/6/88	R	Marshall	FA '12	3	0	0	0
39	Chris Johnson	CB	6-1	200	9/25/79	9	Louisville	FA '12	4	1	1	2
44	Vonta Leach	FB	6-0	260	11/6/81	9	East Carolina	UFA (HOU) '11	16	13	0	0
46	Morgan Cox	LS	6-4	241	4/26/86	3	Tennessee	FA '10	16	0	0	0
50	Albert McClellan	LB	6-2	245	6/4/86	2	Marshall	FA '10	14	12	1	1
51	Brendon Ayanbadejo	LB	6-1	225	9/6/76	10	UCLA	UFA (CHI) '08	16	3	0	0
52	Ray Lewis	ILB	6-1	240	5/15/75	17	Miami	D1b '96	6	6	0	1
54	Adrian Hamilton	LB	6-3	251	11/29/87	R	Prairie View A&M	FA '12	2	0	0	0
55	Terrell Suggs	OLB	6-3	260	10/11/82	10	Arizona State	D1a '03	8	8	0	2
56	Josh Bynes	LB	6-1	240	8/24/89	1	Auburn	FA '11	10	3	0	0
59	Dannell Ellerbe	ILB	6-1	240	11/29/85	4	Georgia	FA '09	13	7	0	3
62	Terrence Cody	NT	6-4	341	6/28/88	3	Alabama	D2b '10	15	3	0	1
63	Bobbie Williams	G	6-4	345	9/25/76	13	Arkansas	FA '12	13	6	0	3
66	Gino Gradkowski	G/C	6-3	300	11/5/88	R	Delaware	D4a '12	16	0	0	0
70	Ramon Harewood	G/T	6-6	334	2/3/87	3	Morehouse	D6 '10	6	5	0	10
72	Kelechi Osemele	G/T	6-5	335	6/24/89	R	Iowa State	D2b '12	16	16	0	0
73	Marshal Yanda	G/T	6-3	315	9/15/84	6	Iowa	D3b '07	14	14	0	2
74	Michael Oher	T	6-4	315	5/28/86	4	Mississippi	D1 '09	16	16	0	0
77	Matt Birk	C	6-4	310	7/23/76	15	Harvard	UFA (MIN) '09	16	16	0	0
78	Bryant McKinnie	T	6-8	354	9/23/79	11	Miami	FA '11	16	0	0	0
81	Anquan Boldin	WR	6-1	220	10/3/80	10	Florida State	TR (ARI) '10	15	15	0	1
82	Torrey Smith	WR	6-0	205	1/26/89	2	Maryland	D2 '11	16	16	0	0
83	Deonte Thompson	WR/RS	6-0	203	2/14/89	R	Florida	FA '12	6	0	0	10
84	Ed Dickson	TE	6-4	255	7/25/87	3	Oregon	D3 '10	13	11	0	3
86	Billy Bajema	TE	6-4	259	10/31/82	8	Oklahoma State	UFA (STL) '12	8	1	0	8
88	Dennis Pitta	TE	6-4	245	6/29/85	3	BYU	D4 '10	16	5	0	0
90	Pernell McPhee	DE	6-3	280	12/17/88	2	Mississippi State	D5b '11	12	6	0	4
91	Courtney Upshaw	OLB	6-2	272	12/13/89	R	Alabama	D2a '12	16	9	0	0
92	Haloti Ngata	DT	6-4	340	1/21/84	7	Oregon	D1 '06	14	14	1	1
93	DeAngelo Tyson	DE	6-2	310	4/12/89	R	Georgia	D7 '12	10	2	0	6
95	Bryan Hall	DT	6-0	291	9/12/88	1	Arkansas State	FA '11	5	0	0	11
96	Ma'ake Kemoeatu	NT	6-5	345	1/10/79	10	Utah	FA '12	15	13	0	1
97	Arthur Jones	DE	6-3	315	6/3/86	3	Syracuse	D5b '10	16	6	0	0
99	Paul Kruger	OLB	6-4	270	2/15/86	4	Utah	D2 '09	15	5	0	1
Practice Squad												
10	Dennis Dixon	QB	6-3	209	1/11/85	4	Oregon	FA '12	0	0	0	0
42	Nigel Carr	LB	6-2	247	1/22/90	R	Alabama State	FA '12	0	0	0	0
45	Lonyae Miller	RB	6-0	216	4/29/88	1	Fresno State	FA '12	0	0	0	0
48	Alex Silvestro	TE	6-3	260	11/15/88	1	Rutgers	FA '12	0	0	0	0
49	D.J. Bryant	LB	6-3	248	3/3/89	R	James Madison	FA '12	0	0	0	0
60	Antoine McClain	G	6-5	336	12/6/89	R	Clemson	FA '12	0	0	0	0
65	Reggie Stephens	C	6-3	325	8/28/87	1	Iowa State	FA '12	0	0	0	0
69	Jack Cornell	G/T	6-6	320	6/4/89	R	Illinois	FA '12	0	0	0	0
Injured Reserve												
11	Tommy Streeter (foot)	WR	6-5	220	10/7/89	R	Miami	D6 '12	0	0	0	0
15	LaQuan Williams (thigh)	WR	6-0	195	6/27/88	2	Maryland	FA '11	11	0	0	4
21	Lardarius Webb (knee)	CB/RS	5-10	182	10/12/85	4	Nicholls State	D3 '09	6	6	0	0
26	Emanuel Cook (leg)	S	5-10	200	1/20/88	3	South Carolina	FA '11	0	0	0	0
28	Damien Berry (neck/shoulder)	RB	5-10	223	10/21/88	1	Miami	FA '11	0	0	0	0
33	Christian Thompson (knee)	S	6-0	211	6/14/90	R	South Carolina St.	D4b '12	7	0	0	2
34	Bobby Rainey (knee)	RB	5-8	212	10/16/87	R	Western Kentucky	FA '12	0	0	0	3
41	Anthony Levine (shoulder)	DB	5-11	203	3/27/87	1	Tennessee State	FA '12	2	0	0	0
47	Ricky Brown (head)	LB	6-2	235	12/27/83	7	Boston College	FA '12	0	0	0	0
53	Jameel McClain (neck)	ILB	6-1	245	7/25/85	5	Syracuse	FA '08	13	13	0	1
58	Michael McAdoo (Achilles)	OLB	6-7	245	7/9/90	2	North Carolina	FA '11	0	0	0	0
76	Jah Reid (toe)	G/T	6-7	340	7/21/88	2	Central Florida	D3 '11	9	7	0	7
98	Ryan McBean (ankle)	DT	6-5	305	4/23/84	5	Oklahoma State	FA '12	0	0	0	0

2012 POSITIONAL ROSTER

Super Bowl XLVII: Feb. 3, 2013

QUARTERBACKS

2 Tyrod Taylor QB
5 Joe Flacco QB

WIDE RECEIVERS

12 Jacoby Jones WR/RS
16 David Reed WR/RS
17 Tandon Doss WR
81 Anquan Boldin WR
82 Torrey Smith WR
83 Deonte Thompson WR/RS

RUNNING BACKS

27 Ray Rice RB
30 Bernard Pierce RB
35 Anthony Allen RB
44 Vonta Leach FB

TIGHT ENDS

84 Ed Dickson TE
86 Billy Bajema TE
88 Dennis Pitta TE

OFFENSIVE LINE

63 Bobbie Williams G
66 Gino Gradkowski G/C
70 Ramon Harewood G/T
72 Kelechi Osemele G/T
73 Marshal Yanda G/T
74 Michael Oher T
77 Matt Birk C
78 Bryant McKinnie T

SECONDARY

20 Ed Reed S
22 Jimmy Smith CB
23 Chykie Brown CB
24 Corey Graham CB
25 Asa Jackson CB/RS
29 Cary Williams CB
31 Bernard Pollard S
32 James Ihedigbo S
37 Sean Considine S
38 Omar Brown S
39 Chris Johnson CB

SPECIALISTS

4 Sam Koch P
9 Justin Tucker K
46 Morgan Cox LS

LINEBACKERS

50 Albert McClellan LB
51 Brendon Ayanbadejo LB
52 Ray Lewis ILB
54 Adrian Hamilton OLB
55 Terrell Suggs OLB
56 Josh Bynes LB
59 Dannell Ellerbe ILB
91 Courtney Upshaw OLB
99 Paul Kruger OLB

DEFENSIVE LINE

62 Terrence Cody NT
90 Pernell McPhee DE
92 Haloti Ngata DT
93 DeAngelo Tyson DE
95 Bryan Hall DT
96 Ma'ake Kemoeatu NT
97 Arthur Jones DE

PRACTICE SQUAD

10 Dennis Dixon QB
42 Nigel Carr LB
45 Lonyae Miller RB
48 Alex Silvestro TE
49 D.J. Bryant LB
60 Antoine McClain G
65 Reggie Stephens C
69 Jack Cornell G/T

RESERVE/INJURED

11 Tommy Streater (foot) WR
15 LaQuan Williams (thigh) WR
21 Lardarius Webb (knee) CB/RS
26 Emanuel Cook (leg) S
28 Damien Berry (neck/shoulder) RB
33 Christian Thompson (knee) S
34 Bobby Rainey (knee) RB
41 Anthony Levine (shoulder) DB
47 Ricky Brown (head) LB
53 Jameel McClain (neck) ILB
58 Michael McAdoo (Achilles) OLB
76 Jah Reid (toe) G/T
98 Ryan McBean (ankle) DT

2012 COACHING STAFF

John Harbaugh Head Coach
Jerry Rosburg Assistant Head Coach/Special Teams Coordinator
Jim Caldwell Offensive Coordinator
Dean Pees Defensive Coordinator
Teryl Austin Secondary
Juney Barnett Assistant Strength and Conditioning
Clarence Brooks Defensive Line
Jason Brooks Offensive Quality Control
Randy Brown Kicking Consultant
Juan Castillo Special Consultant
Wade Harman Tight Ends

Chris Hewitt Assistant Special Teams
Jim Hostler Wide Receivers
Don Martindale Inside Linebackers
Andy Moeller Offensive Line
Ted Monachino Linebackers
Wilbert Montgomery Running Backs
Bob Rogucki Strength and Conditioning
Craig Ver Steeg Senior Offensive Assistant
Todd Washington Assistant Offensive Line
Matt Weiss Defensive Quality Control

DEPTH CHART

Super Bowl XLVII: Feb. 3, 2012

OFFENSE

WR	82	Torrey Smith (16/16)	12	Jacoby Jones (16/3)	16	David Reed (5/0)
WR	81	Anquan Boldin (15/15)	17	Tandon Doss (14/0)	<u>83</u>	<u>Deonte Thompson (6/0)</u>
LT	78	Bryant McKinnie (16/0)	74	Michael Oher (16/16)		
LG	<u>72</u>	<u>Kelechi Osemele (16/16)</u>	63	Bobbie Williams (13/6)		
C	77	Matt Birk (16/16)	<u>66</u>	<u>Gino Gradkowski (16/0)</u>		
RG	73	Marshal Yanda (14/14)	63	Bobbie Williams (13/6)		
RT	74	Michael Oher (16/16)	70	Ramon Harewood (6/5)		
TE	84	Ed Dickson (13/11)	88	Dennis Pitta (16/5)	86	Billy Bajema (8/1)
QB	5	Joe Flacco (16/16)	2	Tyrod Taylor (7/0)		
FB	44	Vonta Leach (16/13)				
RB	27	Ray Rice (16/16)	<u>30</u>	<u>Bernard Pierce (16/0)</u>	35	Anthony Allen (16/0)

DEFENSE

DT	92	Haloti Ngata (14/14)	95	Bryan Hall (5/0)		
NT	96	Ma'ake Kemoeatu (15/13)	62	Terrence Cody (15/3)		
DE	97	Arthur Jones (16/6)	90	Pernell McPhee (12/6)	<u>93</u>	<u>DeAngelo Tyson (10/2)</u>
Rush	55	Terrell Suggs (8/8)	99	Paul Kruger (15/5)	<u>54</u>	<u>Adrian Hamilton (2/0)</u>
Will	59	Dannell Ellerbe (13/7)	51	Brendon Ayanbadejo (16/3)		
Mike	52	Ray Lewis (6/6)	56	Josh Byner (10/3)		
Sam	<u>91</u>	<u>Courtney Upshaw (16/9)</u>	50	Albert McClellan (14/12)		
LCB	24	Corey Graham (16/8)	22	Jimmy Smith (11/2)	39	Chris Johnson (4/1)
SS	31	Bernard Pollard (13/13)	32	James Ihedigbo (16/3)		
FS	20	Ed Reed (16/16)	37	Sean Considine (16/0)	<u>38</u>	<u>Omar Brown (3/0)</u>
RCB	29	Cary Williams (16/16)	23	Chykie Brown (16/1)	<u>25</u>	<u>Asa Jackson (3/0)</u>

SPECIAL TEAMS

P	4	Sam Koch (16/0)				
K	<u>9</u>	<u>Justin Tucker (16/0)</u>				
H	4	Sam Koch (16/0)				
LS	46	Morgan Cox (16/0)				
KOR	12	Jacoby Jones (16/3)	16	David Reed (5/0)	<u>83</u>	<u>Deonte Thompson (6/0)</u> 35 Anthony Allen (16/0)
PR	12	Jacoby Jones (16/3)	17	Tandon Doss (14/0)	20	Ed Reed (16/16)

(2012 Regular Season Games Played/Games Started)

Rookies Underlined

* Injured

PRONUNCIATION GUIDE

Brendon Ayanbadejo (EYE-on-bah-day-joe); **Billy Bajema** (bah-juh-MUH); **Chykie Brown** (SHOCK-ee); **Dannell Ellerbe** (duh-NELL ELL-er-bee); **James Ihedigbo** (ee-HEAD-ee-bo); **Asa Jackson** (ACE-uh); **Ma'ake Kemoeatu** (mah-AH-kay key-moy-AH-too); **Sam Koch** (Cook); **Vonta Leach** (von-TAY); **Michael McAdoo** (MACK-ah-doo); **Pernell McPhee** (purr-NELL); **Haloti Ngata** (ha-LOW-tee NAH-tah); **Michael Oher** (Oar); **Kelechi Osemele** (kah-LETCH-ee oh-SEH-muh-lee); **Dennis Pitta** (PIT-uh); **Deonte Thompson** (dee-ON-tay); **Lardarius Webb** (lahr-DARE-ee-us); **Marshal Yanda** (YAWN-da)
COACHES: Ted Monachino (mah-nah-KEY-no); **Bob Rogucki** (ruh-GUS-key); **Craig Ver Steeg** (ver-STEGG)

PARTICIPATION CHART

REGULAR SEASON TOTALS

Player	9/10 vs. Cin.	9/16 at Phi.	9/23 vs. NE	9/27 vs. Cle.	10/7 at KC	10/14 vs. Dal.	10/21 at Hou.	11/4 at Cle.	11/11 vs. Oak.	11/18 at Pit.	11/25 at SD	12/2 vs. Pit.	12/9 at Was.	12/16 vs. Den.	12/23 vs. NYG	12/30 at Cin.	1/6/13 vs. Inc. (Wild Card)	1/12/13 at Den. (Div.)	1/20/13 at NE (AFC)	2/3/13 at SF (Super Bowl)	GAMES PLAYED	GAMES STARTED	DID NOT PLAY	INACTIVE
Allen, Anthony	X	X	X	X	X	X	X	X	X	X	X	X	X	X	X	X	X	X	X	X	16	0	0	0
Ayanbadejo, Brendon	X	X	X	X	X	X	X	X	X	X	WILL	WILL	WILL	X	X	X	X	X	X	X	16	3	0	0
Bajemita, Billy	INA	INA	INA	INA	INA	INA	INA	INA	INA	X	X	TE	X	X	X	X	X	X	X	X	8	1	0	8
Berry, Damien	IR	IR	IR	IR	IR	IR	IR	IR	IR	IR	IR	IR	IR	IR	IR	IR	IR	IR	IR	IR	0	0	0	0
Birk, Matt	C	C	C	C	C	C	C	C	C	C	C	C	C	C	C	C	C	C	C	C	16	16	0	0
Boldin, Anquan	WR	WR	WR	WR	WR	WR	WR	WR	WR	WR	WR	WR	WR	WR	WR	WR	WR	WR	WR	WR	15	15	0	1
Brown, Chykie	X	X	X	X	X	X	X	X	X	X	CB	X	X	X	X	X	CB	DB	X	16	1	0	0	
Brown, Omar	PS	PS	PS	PS	PS	PS	PS	PS	PS	PS	PS	PS	PS	X	X	X	INA	INA	INA	INA	3	0	0	0
Brown, Ricky	IR	IR	IR	IR	IR	IR	IR	IR	IR	IR	IR	IR	IR	IR	IR	IR	IR	IR	IR	IR	0	0	0	0
Bryant, D.J.	NOR	NOR	NOR	NOR	NOR	NOR	NOR	NOR	NOR	NOR	NOR	NOR	NOR	PS	NOR	PS	PS	PS	PS	PS	0	0	0	0
Bynes, Josh	PS	PS	PS	PS	PS	X	X	X	X	X	X	X	X	MIKE	MIKE	MIKE	X	X	X	X	10	3	0	0
Carr, Nigel	NOR	NOR	NOR	NOR	NOR	NOR	PS	PS	PS	PS	PS	PS	PS	PS	PS	PS	PS	PS	PS	PS	0	0	0	0
Cody, Terrence	X	X	X	X	X	X	NT	X	INA	X	NT	NT	NT	X	X	X	X	X	X	X	15	3	0	1
Considine, Sean	X	X	X	X	X	X	X	X	X	X	X	X	X	X	X	X	X	X	X	X	16	0	0	0
Cook, Emanuel	IR	IR	IR	IR	IR	IR	IR	IR	IR	IR	IR	IR	IR	IR	IR	IR	IR	IR	IR	IR	0	0	0	0
Cornell, Jack	PS	PS	PS	PS	PS	PS	PS	PS	PS	PS	PS	PS	PS	PS	PS	PS	PS	PS	PS	PS	0	0	0	0
Cox, Morgan	X	X	X	X	X	X	X	X	X	X	X	X	X	X	X	X	X	X	X	X	16	0	0	0
Dickson, Ed	X	X	TE	TE	TE	TE	TE	TE	TE	TE	TE	INA	INA	INA	TE	TE	TE	TE	TE	X	13	11	0	3
Dixon, Dennis	PS	PS	PS	PS	PS	PS	PS	NOR	PS	PS	PS	PS	PS	PS	PS	PS	PS	PS	PS	PS	0	0	0	0
Doss, Tandon	X	X	X	X	X	X	X	X	X	X	X	X	X	INA	INA	X	X	X	X	X	14	0	0	2
Ellerbe, Dannel	X	X	X	X	X	WILL	WILL	WILL	WILL	WILL	INA	INA	INA	WILL	WILL	WILL	WILL	WILL	WILL	WILL	13	7	0	3
Flacco, Joe	QB	QB	QB	QB	QB	QB	QB	QB	QB	QB	QB	QB	QB	QB	QB	QB	QB	QB	QB	QB	16	16	0	0
Gradkowski, Gino	X	X	X	X	X	X	X	X	X	X	X	X	X	X	X	X	X	X	X	X	16	0	0	0
Graham, Corey	X	X	X	X	X	X	X	LCB	LCB	LCB	LCB	LCB	LCB	LCB	LCB	LCB	LCB	LCB	LCB	LCB	16	8	0	0
Hall, Bryan	INA	INA	INA	INA	INA	X	INA	X	INA	INA	INA	INA	X	INA	X	INA	INA	INA	INA	INA	5	0	0	11
Hamilton, Adrian	PS	PS	PS	PS	PS	PS	PS	PS	PS	PS	PS	PS	PS	X	X	INA	INA	INA	INA	INA	2	0	0	0
Harewood, Ramon	LG	LG	LG	LG	INA	INA	INA	INA	INA	INA	INA	INA	INA	INA	X	INA	INA	INA	INA	INA	6	5	0	10
Ihedigbo, James	X	X	X	X	X	X	X	X	X	X	X	X	SS	SS	SS	X	X	X	X	X	16	3	0	0
Jackson, Asa	INA	INA	INA	INA	INA	INA	INA	INA	INA	INA	X	X	SUS	SUS	SUS	SUS	X	INA	INA	INA	3	0	0	10
Johnson, Chris	NOR	NOR	NOR	NOR	NOR	NOR	NOR	NOR	X	INA	INA	X	CB	DNP	X	INA	INA	X	INA	4	1	1	2	
Jones, Arthur	X	X	X	X	X	DE	DE	DE	DE	X	X	X	X	DE	DT	DE	X	X	DE	16	6	0	0	
Jones, Jacoby	WR	WR	X	X	X	X	X	X	X	X	X	X	X	X	WR	X	X	X	WR	16	3	0	0	
Kemoatu, Ma'ake	NT	NT	NT	NT	NT	INA	NT	NT	NT	NT	NT	X	X	NT	NT	NT	NT	NT	NT	15	13	0	1	
Kindle, Sergio	INA	X	INA	INA	INA	NOR	PS	PS	PS	PS	PS	PS	PS	PS	PS	PS	PS	NOR	NOR	NOR	1	0	0	5
Koch, Sam	X	X	X	X	X	X	X	X	X	X	X	X	X	X	X	X	X	X	X	X	16	0	0	0
Kruger, Paul	RUSH	INA	X	X	X	X	SAM	X	X	SAM	OLB	X	X	RUSH	X	DE	DE	X	15	5	0	1		
Leach, Vonta	X	X	FB	X	FB	FB	FB	FB	FB	FB	FB	FB	FB	FB	FB	FB	X	FB	X	FB	16	13	0	0
Levine, Anthony	PS	PS	PS	PS	PS	PS	PS	PS	X	X	IR	IR	IR	IR	IR	IR	IR	IR	IR	IR	2	0	0	0
Lewis, Ray	MIKE	MIKE	MIKE	MIKE	MIKE	MIKE	IR	IR	IR	IR	IR	IR	IR	IR	INA	MIKE	MIKE	MIKE	MIKE	6	6	0	1	
Mabin, Jordan	NOR	NOR	NOR	NOR	NOR	NOR	PS	NOR	NOR	NOR	NOR	NOR	NOR	NOR	NOR	NOR	NOR	NOR	NOR	NOR	0	0	0	0
McAdoo, Michael	IR	IR	IR	IR	IR	IR	IR	IR	IR	IR	IR	IR	IR	IR	IR	IR	IR	IR	IR	IR	0	0	0	0
McBean, Ryan	IR	IR	IR	IR	IR	IR	IR	IR	IR	IR	IR	IR	IR	IR	IR	IR	IR	IR	IR	IR	0	0	0	0
McClain, Antoine	PS	PS	PS	PS	PS	PS	PS	PS	PS	PS	PS	PS	PS	PS	PS	PS	PS	PS	PS	PS	0	0	0	0
McClain, Jameel	WILL	WILL	WILL	WILL	WILL	MIKE	MIKE	MIKE	MIKE	MIKE	MIKE	INA	IR	IR	IR	IR	IR	IR	IR	IR	13	13	0	1
McClellan, Albert	SAM	SAM	SAM	SAM	SAM	SAM	X	SAM	SAM	SAM	X	SAM	SAM	INA	DNP	X	X	X	X	14	12	1	1	
McKinnie, Bryant	X	X	X	X	X	X	X	X	X	X	X	X	X	X	X	X	LT	LT	LT	LT	16	0	0	0
McPhee, Pernell	DT	DE	DE	DE	DE	X	INA	INA	INA	INA	X	X	X	X	X	X	X	X	X	X	12	6	0	4
Miller, Lonyae	NOR	NOR	NOR	NOR	NOR	NOR	NOR	NOR	NOR	NOR	NOR	NOR	NOR	NOR	NOR	PS	PS	PS	PS	PS	0	0	0	0
Ngata, Haloti	DT	DT	DT	DT	DT	DT	DNP	DT	DT	DT	DT	DT	DT	DT	DT	INA	DT	DT	DT	DT	14	14	1	1
Oher, Michael	LT	RT	LT	RT	LT	RT	LT	LT	LT	LT	LT	LT	LT	LT	LT	LT	RT	RT	RT	RT	16	16	0	0
Osemele, Kelechi	RT	RT	RT	RT	RT	RT	RT	RT	RT	RT	RT	RT	RT	RT	RT	RT	LG	LG	LG	LG	16	16	0	0
Pierce, Bernard	X	X	X	X	X	X	X	X	X	X	X	X	X	X	X	X	X	X	X	X	16	0	0	0
Pitta, Dennis	TE	TE	X	TE	X	X	X	X	X	X	X	TE	TE	X	X	TE	X	TE	X	16	5	0	0	
Pollard, Bernard	SS	SS	SS	SS	SS	SS	SS	SS	SS	SS	SS	SS	INA	INA	INA	SS	SS	SS	SS	SS	13	13	0	3
Rainey, Bobby	PS	PS	PS	PS	PS	PS	INA	INA	INA	INA	IR	IR	IR	IR	IR	IR	IR	IR	IR	IR	0	0	0	3
Reed, David	PUP	PUP	PUP	PUP	PUP	PUP	PUP	PUP	PUP	PUP	X	X	X	X	X	X	INA	X	X	5	0	0	0	
Reed, Ed	FS	FS	FS	FS	FS	FS	FS	FS	FS	FS	FS	FS	FS	FS	FS	FS	FS	FS	FS	FS	16	16	0	0
Reid, Jah	INA	INA	INA	INA	INA	INA	INA	X	LG	LG	LG	LG	LG	LG	INA	IR	IR	IR	IR	9	7	0	7	
Rice, Ray	RB	RB	RB	RB	RB	RB	RB	RB	RB	RB	RB	RB	RB	RB	RB	RB	RB	RB	RB	RB	16	16	0	0
Silvestro, Alex	NOR	NOR	NOR	NOR	NOR	NOR	NOR	PS	PS	PS	PS	PS	PS	PS	PS	PS	PS	PS	PS	0	0	0	0	
Smith, Jimmy	X	X	X	X	X	X	LCB	LCB	DNP	INA	INA	INA	X	X	X	X	X	X	X	11	2	1	4	
Smith, Torrey	WR	WR	WR	WR	WR	WR	WR	WR	WR	WR	WR	WR	WR	WR	WR	WR	WR	WR	WR	WR	16	16	0	0
Stephens, Reggie	NOR	NOR	NOR	NOR	NOR	NOR	NOR	NOR	NOR	NOR	NOR	NOR	NOR	NOR	NOR	NOR	NOR	PS	PS	PS	0	0	0	0
Streeter, Tommy	IR	IR	IR	IR	IR	IR	IR	IR	IR	IR	IR	IR	IR	IR	IR	IR	IR	IR	IR	IR	0	0	0	0
Suggs, Terrell	PUP	PUP	PUP	PUP	PUP	RUSH	RUSH	RUSH	RUSH	RUSH	RUSH	INA	RUSH	RUSH	INA	RUSH	RUSH	RUSH	RUSH	8	8	0	2	
Taylor, Tyrod	X	DNP	DNP	X	X	DNP	DNP	X	DNP	DNP	DNP	DNP	DNP	X	X	DNP	DNP	DNP	DNP	7	0	9	0	
Thompson, Christian	X	X	X	X	INA	X	X	X	INA	IR	IR	IR	IR	IR	IR	IR	IR	IR	IR	IR	7	0	0	2
Thompson, Deonte	X	X	X	X	X	INA	INA	INA	INA	INA	INA	INA	INA	INA	X	INA	INA	INA	INA	6	0	0	10	
Tucker, Justin	X	X	X	X	X	X	X	X	X	X	X	X	X	X	X	X	X	X	X	X	16	0	0	0
Tyson, DeAngelo	INA	INA	INA	INA	INA	INA	X	X	DT	X	X	X	X	X	DE	X	X	INA	X	10	2	0	6	
Upshaw, Courtney	X	RUSH	RUSH	RUSH	RUSH	RUSH	X	X	X	OLB	X	RUSH	X	SAM	SAM	X	X	SAM	16	9	0	0		
Webb, Lardarius	LCB	LCB	LCB	LCB	LCB	IR	IR	IR	IR	IR	IR	IR	IR	IR	IR	IR	IR	IR	IR	IR	6	6	0	0
Williams, Bobbie	X	X	X	X	X	LG	LG	LG	INA	INA	INA	X	RG	INA	RG	X	X	X	X	13	6	0	3	
Williams, Cary	RCB	RCB	RCB	RCB	RCB	RCB	RCB	RCB	RCB	RCB	RCB	RCB	RCB	RCB	RCB	RCB	RCB	RCB	RCB	RCB	16	16	0	0
Williams, LaQuan	INA	INA	INA	INA	X	X	X	X	X	X	X	X	X	X	IR	IR	IR	IR	IR	11	0	0	4	
Yanda, Marshal	RG	RG	RG	RG	RG	RG	RG	RG	RG	RG	RG	RG	INA	RG	INA	RG	RG	RG	RG	RG	14	14	0	2

X=substituted; IR=injured reserve; PUP=physically unable to perform; NOR=not on roster; PS=practice squad; PSIL=Practice Squad Injured List; SUS=suspended

2012 GAME-BY-GAME STARTERS

OFFENSE

GAME	WR	LT	LG	C	RG	RT	TE	WR	QB	RB	FB	OTHER
09/10/12	Cincinnati	Oher	Harewood	Birk	Yanda	Osemele	Pitta	T. Smith	Flacco	Rice	n/a	J. Jones -WR
09/16/12	at Philadelphia	Oher	Harewood	Birk	Yanda	Osemele	Pitta	T. Smith	Flacco	Rice	n/a	J. Jones -WR
09/23/12	New England	Oher	Harewood	Birk	Yanda	Osemele	Dickson	T. Smith	Flacco	Rice	Leach	n/a
09/27/12	Cleveland	Oher	Harewood	Birk	Yanda	Osemele	Pitta	T. Smith	Flacco	Rice	n/a	Dickson -TE
10/07/12	at Kansas City	Oher	Harewood	Birk	Yanda	Osemele	Dickson	T. Smith	Flacco	Rice	Leach	n/a
10/14/12	Dallas	Oher	Harewood	Birk	Yanda	Osemele	Dickson	T. Smith	Flacco	Rice	Leach	n/a
10/21/12	at Houston	Oher	B. Williams	Birk	Yanda	Osemele	Dickson	T. Smith	Flacco	Rice	Leach	n/a
10/28/12	at Cleveland	Oher	B. Williams	Birk	Yanda	Osemele	Dickson	T. Smith	Flacco	Rice	Leach	n/a
11/04/12	at Oakland	Oher	B. Williams	Birk	Yanda	Osemele	Dickson	T. Smith	Flacco	Rice	Leach	n/a
11/11/12	Oakland	Oher	B. Williams	Birk	Yanda	Osemele	Dickson	T. Smith	Flacco	Rice	Leach	n/a
11/18/12	at Pittsburgh	Oher	Reid	Birk	Yanda	Osemele	Dickson	T. Smith	Flacco	Rice	Leach	n/a
11/25/12	at San Diego	Oher	Reid	Birk	Yanda	Osemele	Dickson	T. Smith	Flacco	Rice	Leach	n/a
12/02/12	Pittsburgh	Oher	Reid	Birk	Yanda	Osemele	Bajema	T. Smith	Flacco	Rice	Leach	n/a
12/09/12	at Washington	Oher	Reid	Birk	Yanda	Osemele	Pitta	T. Smith	Flacco	Rice	Leach	n/a
12/16/12	Denver	Oher	Reid	Birk	B. Williams	Osemele	Pitta	T. Smith	Flacco	Rice	Leach	n/a
12/23/12	NY Giants	Oher	Reid	Birk	Yanda	Osemele	Dickson	T. Smith	Flacco	Rice	Leach	n/a
12/30/12	at Cincinnati	Oher	Reid	Birk	B. Williams	Osemele	Dickson	T. Smith	Flacco	Rice	Leach	n/a
01/06/13	Indianapolis (WC)	Boldin	McKinnie Osemele	Birk	Yanda	Oher	Dickson	T. Smith	Flacco	Rice	n/a	Pitta (TE)
01/12/13	at Denver (Div.)	Boldin	McKinnie Osemele	Birk	Yanda	Oher	Dickson	T. Smith	Flacco	Rice	Leach	
01/20/13	at New England (AFC)	Boldin	McKinnie Osemele	Birk	Yanda	Oher	Dickson	T. Smith	Flacco	Rice	n/a	Pitta (TE)
02/03/13	at San Francisco (SB)	Boldin	McKinnie Osemele	Birk	Yanda	Oher	n/a	T. Smith	Flacco	Rice	n/a	J. Jones (WR)

DEFENSE

GAME	DT	DE	NT	SAM	MIKE	WILL	RUSH	RCB	LCB	SS	FS	OTHER
09/10/12	Cincinnati	Ngata	McPhee	Kemoeatu	McClellan	Lewis	McClain	Kruger	Webb	Pollard	Reed	n/a
09/16/12	at Philadelphia	Ngata	McPhee	Kemoeatu	McClellan	Lewis	McClain	Upshaw	Webb	Pollard	Reed	n/a
09/23/12	New England	Ngata	McPhee	Kemoeatu	McClellan	Lewis	McClain	Upshaw	Webb	Pollard	Reed	n/a
09/27/12	Cleveland	Ngata	McPhee	Kemoeatu	McClellan	Lewis	McClain	Upshaw	Webb	Pollard	Reed	n/a
10/07/12	at Kansas City	Ngata	McPhee	Kemoeatu	McClellan	Lewis	McClain	Upshaw	Webb	Pollard	Reed	n/a
10/14/12	Dallas	Ngata	McPhee	Kemoeatu	McClellan	Lewis	McClain	Upshaw	Webb	Pollard	Reed	n/a
10/21/12	at Houston	Ngata	A. Jones	Cody	McClellan	McClain	Ellerbe	Suggs	J. Smith	Pollard	Reed	n/a
11/04/12	at Cleveland	Ngata	A. Jones	Kruger	McClellan	McClain	Ellerbe	Suggs	J. Smith	Pollard	Reed	n/a
11/11/12	Oakland	Tyson	A. Jones	Kemoeatu	McClellan	McClain	Ellerbe	Suggs	Graham	Pollard	Reed	n/a
11/18/12	at Pittsburgh	Ngata	A. Jones	Kemoeatu	McClellan	McClain	Ellerbe	Suggs	Graham	Pollard	Reed	n/a
11/25/12	at San Diego	Ngata	n/a	Kemoeatu	McClellan	McClain	Ellerbe	Suggs	Graham	Pollard	Reed	Upshaw - OLB
12/02/12	Pittsburgh	Ngata	n/a	Kemoeatu	McClellan	McClain	Ayanbadejo Suggs	Suggs	Graham	Pollard	Reed	Brown - CB
12/09/12	at Washington	Ngata	n/a	Cody	McClellan	McClain	Ayanbadejo Kruger	Suggs	Graham	Pollard	Reed	Upshaw - OLB
12/16/12	Denver	Ngata	n/a	Cody	McClellan	Bynes	Ayanbadejo Suggs	Suggs	Graham	Ihedigbo	Reed	Johnson - CB
12/23/12	NY Giants	Ngata	A. Jones	Kemoeatu	Upshaw	Bynes	Suggs	Suggs	Graham	Ihedigbo	Reed	n/a
12/30/12	at Cincinnati	A. Jones	Tyson	Kemoeatu	Upshaw	Bynes	Kruger	Kruger	Graham	Ihedigbo	Reed	n/a
01/06/13	Indianapolis (WC)	Ngata	A. Jones	Kemoeatu	Upshaw	Lewis	Suggs	Suggs	Graham	Pollard	Reed	n/a
01/12/13	at Denver (Div.)	Ngata	Kruger	Kemoeatu	n/a	Lewis	Suggs	Suggs	Graham	Pollard	Reed	Brown - CB
01/20/13	at New England (AFC)	Ngata	Kruger	Kemoeatu	n/a	Lewis	Suggs	Suggs	Graham	Pollard	Reed	Brown - CB
02/03/13	at San Francisco (SB)	Ngata	A. Jones	Kemoeatu	Upshaw	Lewis	Suggs	Suggs	Graham	Pollard	Reed	n/a

Bold denotes first NFL start

2012 TRANSACTIONS

- **Jan. 23:** Signed RB Damien Berry, WR Rodney Bradley, TE Davon Drew, DT Bryan Hall, WR/RS Phillip Livas, C Cecil Newton and WR Patrick Williams to Reserve/Future contracts.
- **Jan. 26:** Signed G Howard Barbieri and ILB Cody Glenn to Reserve/Future contracts.
- **March 2:** Designated RB Ray Rice as the team's franchise player; Terminated the contracts of CB Chris Carr and WR Lee Evans; Placed RB Ricky Williams on the Reserve/Retired list.
- **March 5:** Terminated the contract of CB Domonique Foxworth.
- **March 15:** Signed OLB Chavis Williams.
- **March 16:** Re-signed unrestricted free agent C Matt Birk.
- **March 23:** Re-signed unrestricted free agents LB Brendon Ayanbadejo and LB Jameel McClain; Signed unrestricted free agents S Sean Considine and CB Corey Graham.
- **April 6:** Signed restricted free agent CB Lardarius Webb to a six-year contract.
- **April 16:** Signed exclusive free agents G/C Justin Boren, LB Josh Bynes, LS Morgan Cox, DB Danny Gorrer and OLB Sergio Kindle.
- **April 17:** Signed restricted free agent LB Dannell Ellerbe.
- **April 20:** Signed **QB Curtis Painter**.
- **April 30:** Signed **LS Patrick Scales**.
- **May 2:** Signed **NT Maake Kemoeatu**.
- **May 7:** Signed **DT Ryan McBean**; Signed restricted free agent CB Cary Williams.
- **May 11:** Signed rookie free agents **FB Jamison Berryhill**, **QB John Brantley**, **CB Charles Brown**, **S Omar Brown**, **G/T Jack Cornell**, **FB Chad Diehl**, **LB Eltoro Freeman**, **WR Devin Goda**, **WR Dorian Graham**, **DE/DT Elliott Henigan**, **NT Nicholas Jean-Baptiste**, **NT Ishmaa'ily Kitchen**, **G Antoine McClain**, **DE Terrence Moore**, **RB Brandon Pendergrass**, **TE Nick Provo**, **S Cyhl Quarles**, **RB Bobby Rainey** and **WR Deonte Thompson**
- **May 12:** Signed rookie free agent **OL Addison Lawrence**.
- **May 15:** Waived FB Jamison Berryhill, CB Charles Brown, LB Eltoro Freeman and TE Nick Provo; Signed rookie free agents **TE Matt Balasavage**, **LB Nigel Carr**, **TE Bruce Figgins**, **CB Jordan Maybin** and **QB Chester Stewart**.
- **May 16:** Waived FB Chad Diehl.
- **May 17:** Waived FB Jamison Berryhill.
- **May 29:** Waived WR Phillip Livas; Signed rookie free agent **K Justin Tucker**.
- **May 31:** Waived RB Brandon Pendergrass.
- **June 11:** Signed free agent **G Bobbie Williams**.
- **June 12:** Waived DE/DT Elliott Henigan; Signed free agent **C/G Tony Wragge**.
- **June 13:** Waived WR Rodney Bradley and LB Cody Glenn.
- **July 16:** Signed franchise player RB Ray Rice to a five-year contract.
- **July 23:** Waived G Howard Barbieri.
- **July 25:** Signed free agents **LB Darryl Blackstock**, **LB Ricky Brown** and **T Cord Howard**.
- **July 26:** Waived FB Jamison Berryhill; Signed free agent **WR Logan Payne**.
- **Aug. 1:** Waived QB John Brantley; Signed free agent **TE Billy Bajema**.
- **Aug. 3:** Waived G/T Paul Madsen.
- **Aug. 4:** Signed free agent **LB Stevie Baggs**.
- **Aug. 26:** Terminated the contract of vested veteran K Billy Cundiff; Waived TE Davon Drew, WR Devin Goda, OL Addison Lawrence, CB Jordan Mabin, C Cecil Newton, LS Patrick Scales, QB Chester Stewart and WR Patrick Williams.
- **Aug. 27:** Placed LB Stevie Baggs (leg), LB Darryl Blackstock (leg), S Emanuel Cook (leg) and DT Ryan McBean (ankle) on Injured Reserve; Placed WR/RS David Reed (knee) and OLB Terrell Suggs (Achilles) on Physically Unable to Perform list.
- **Aug. 31:** Waived RB Anthony Allen, S Omar Brown, LB Josh Bynes, LB Nigel Carr, G/T Jack Cornell, WR Dorian Graham, G/T Cord Howard, NT Nicolas Jean-Baptiste, NT Ishmaa'ily Kitchen, G Antoine McClain, DE Terrence Moore, QB Curtis Painter, WR Logan Payne, S Cyhl Quarles and OLB Chavis Williams; Terminated the contract of vested veteran G Tony Wragge; Placed TE Matt Balasavage (ankle), RB Damien Berry (neck/shoulder), G/C Justin Boren (foot), LB Ricky Brown (head), TE Bruce Figgins (shoulder) and WR Tommy Streeter (foot) on Injured Reserve.
- **Sept. 1:** Signed RB Anthony Allen, S Omar Brown, LB Josh Bynes, G/T Jack Cornell and G Antoine McClain to the practice squad.
- **Sept. 3:** Waived DB Danny Gorrer; Signed free agent **S James Ihedigbo** to the 53-man roster; Signed **QB Dennis Dixon**, **LB Adrian Hamilton** and **DB Anthony Levine** to the practice squad.
- **Sept. 4:** Waived (injury settlements) LB Stevie Baggs and TE Matt Balasavage.
- **Sept. 6:** Waived (injury settlement) TE Bruce Figgins.
- **Sept. 7:** Waived (injury settlements) LB Darryl Blackstock and G/C Justin Boren.
- **Sept. 10:** Waived RB Bobby Rainey and signed RB Anthony Allen from the practice squad to the 53-man roster.
- **Sept. 12:** Signed RB Bobby Rainey to the practice squad.
- **Oct. 16:** Placed CB/RS Lardarius Webb (knee) on Injured Reserve; Signed RB Bobby Rainey from the practice squad to the 53-man roster.
- **Oct. 17:** Placed LB Ray Lewis (triceps) on Injured Reserve - Designated for Return; Signed LB Josh Bynes from the practice squad to the 53-man roster; Signed LB Nigel Carr and CB Jordan Mabin to the practice squad.
- **Oct. 20:** Waived OLB Sergio Kindle; Activated OLB Terrell Suggs from the Physically Unable to Perform list to the 53-man roster.
- **Oct. 23:** Waived CB Jordan Mabin from the practice squad; Signed OLB Sergio Kindle to the practice squad.
- **Nov. 7:** Waived QB Dennis Dixon from the practice squad; Signed **TE Alex Silvestro** to the practice squad.
- **Nov. 14:** Placed RB Bobby Rainey (knee) on Injured Reserve; Signed free agent **CB Chris Johnson** to the 53-man roster; Waived S Omar Brown from the practice squad and re-signed QB Dennis Dixon to the practice squad.
- **Nov. 17:** Placed S Christian Thompson (knee) on Injured Reserve; Signed DB Anthony Levine from the practice squad to the 53-man roster; Re-signed S Omar Brown to the practice squad.
- **Nov. 26:** Placed DB Anthony Levine (shoulder) on Injured Reserve; Activated WR/RS David Reed from the Physically Unable to Perform list to the 53-man roster.
- **Dec. 12:** Signed S Omar Brown from the practice squad to the active roster following CB Asa Jackson's NFL suspension (four games); Signed **LB D.J. Bryant** to the practice squad.
- **Dec. 18:** Waived LB D.J. Bryant from the practice squad and signed **RB Lonyae Miller** to the practice squad.
- **Dec. 22:** Placed LB Jameel McClain (neck) on Injured Reserve and signed OLB Adrian Hamilton from the practice squad to the 53-man roster.
- **Dec. 24:** Re-signed LB D.J. Bryant to the practice squad.
- **Dec. 26:** Placed WR LaQuan Williams (thigh) on Injured Reserve and activated LB Ray Lewis from the Injured Reserve - Designated to Return list.
- **Jan. 7:** Waived OLB Sergio Kindle from the practice squad.
- **Jan. 8:** Signed **C Reggie Stephens** to the practice squad.
- **Jan. 11:** Placed G/T Jah Reid (toe) on Injured Reserve; Activated CB/RS Asa Jackson to the 53-man roster.

(Bold denotes first time player has joined the Ravens.)

HOW 2012 RAVENS WERE BUILT

HOW ACQUIRED

YEAR	PLAYER	ACQ.
1996	LB Ray Lewis	D1b
2002	S Ed Reed	D1
2003	OLB Terrell Suggs	D1a
2006	P Sam Koch	D6a
	DT Haloti Ngata	D1
2007	G/T Marshal Yanda	D3b
2008	LB Brendon Ayanbadejo	UFA (Chi.)
	QB Joe Flacco	D1
	LB Jameel McClain [IR]	RFA
	RB Ray Rice	D2
2009	C Matt Birk	UFA (Min.)
	LB Dannell Ellerbe	RFA
	OLB Paul Kruger	D2
	T Michael Oher	D1
	CB/RS Lardarius Webb [IR]	D3
	CB Cary Williams	FA
2010	WR Anquan Boldin	TR (Ari.)
	NT Terrence Cody	D2b
	LS Morgan Cox	RFA
	TE Ed Dickson	D3
	T Ramon Harewood	D6
	DE Arthur Jones	D5b
	LB Albert McClellan	RFA
	TE Dennis Pitta	D4
	WR/RS David Reed	D5a
2011	RB Anthony Allen	D7
	RB Damien Berry [IR]	RFA
	LB Josh Bynes	RFA
	CB Chykie Brown	D5a
	S Emanuel Cook [IR]	FA
	WR Tandon Doss	D4
	FB Vonta Leach	UFA (Hou.)
	DT Bryan Hall	RFA
	OLB Michael McAdoo [IR]	RFA
	T Bryant McKinnie	FA
	DE Pernell McPhee	D5b
	S Bernard Pollard	UFA (Hou.)
	T Jah Reid [IR]	D3
	CB Jimmy Smith	D1
	WR Torrey Smith	D2
	QB Tyrod Taylor	D6
	WR LaQuan Williams [IR]	RFA
2012	TE Billy Bajema	UFA (STL)
	S Omar Brown	FA
	LB Ricky Brown [IR]	FA
	S Sean Considine	UFA (Ari.)
	G/C Gino Gradkowski	D4a
	CB Corey Graham	UFA (Chi.)
	OLB Adrian Hamilton	RFA
	S James Ihedigbo	FA
	CB/RS Asa Jackson	D5
	CB Chris Johnson	FA
	WR/RS Jacoby Jones	FA
	NT Ma'ake Kemoeatu	FA
	DB Anthony Levine [IR]	FA
	DT Ryan McBean [IR]	FA
	G/T Kelechi Osemele	D2b
	RB Bernard Pierce	D3
	RB Bobby Rainey [IR]	RFA
	WR Tommy Streater [IR]	D6
	S Christian Thompson [IR]	D4b
	WR Deonte Thompson	RFA
	K Justin Tucker	RFA
	DE DeAngelo Tyson	D7
	OLB Courtney Upshaw	D2a
	G Bobbie Williams	FA

RAVENS BY DRAFT ROUND

1st ROUND (8)	TEAM	YEAR
LB Ray Lewis	Baltimore	1996 (26th)
T Bryant McKinnie	Minnesota	2002 (7th)
S Ed Reed	Baltimore	2002 (24th)
OLB Terrell Suggs	Baltimore	2003 (10th)
DT Haloti Ngata	Baltimore	2006 (12th)
QB Joe Flacco	Baltimore	2008 (18th)
T Michael Oher	Baltimore	2009 (23rd)
CB Jimmy Smith	Baltimore	2010 (27th)
2nd ROUND (9)		
G Bobbie Williams	Philadelphia	2000
WR Anquan Boldin	Arizona	2003
S Bernard Pollard	Kansas City	2006
RB Ray Rice	Baltimore	2008
OLB Paul Kruger	Baltimore	2009
NT Terrence Cody	Baltimore	2010
WR Torrey Smith	Baltimore	2011
OLB Courtney Upshaw	Baltimore	2012
G/T Kelechi Osemele	Baltimore	2012
3rd ROUND (6)		
WR/RS Jacoby Jones	Houston	2007
G/T Marshal Yanda	Baltimore	2007
CB/RS Lardarius Webb [IR]	Baltimore	2009
TE Ed Dickson	Baltimore	2010
T Jah Reid [IR]	Baltimore	2011
RB Bernard Pierce	Baltimore	2012
4th ROUND (6)		
S Sean Considine	Philadelphia	2005
DT Ryan McBean [IR]	Pittsburgh	2007
TE Dennis Pitta	Baltimore	2010
WR Tandon Doss	Baltimore	2011
G/C Gino Gradkowski	Baltimore	2012
S Christian Thompson [IR]	Baltimore	2012
5th ROUND (6)		
CB Corey Graham	Chicago	2007
WR/RS David Reed	Baltimore	2010
DE Arthur Jones	Baltimore	2010
CB Chykie Brown	Baltimore	2011
DE Pernell McPhee	Baltimore	2011
CB/RS Asa Jackson	Baltimore	2012
6th ROUND (5)		
C Matt Birk	Minnesota	1998
P Sam Koch	Baltimore	2006
T Ramon Harewood	Baltimore	2010
QB Tyrod Taylor	Baltimore	2011
WR Tommy Streater [IR]	Baltimore	2012
7th ROUND (5)		
CB Chris Johnson	Green Bay	2003
TE Billy Bajema	San Francisco	2005
CB Cary Williams	Tennessee	2008
RB Anthony Allen	Georgia Tech	2011
DE DeAngelo Tyson	Baltimore	2012
UNDRAFTED (21)		
LB Brendon Ayanbadejo	Atlanta	1999
NT Ma'ake Kemoeatu	Baltimore	2002
FB Vonta Leach	Green Bay	2004
LB Ricky Brown [IR]	Oakland	2006
S James Ihedigbo	New York Jets	2007
LB Jameel McClain [IR]	Baltimore	2008
S Emanuel Cook [IR]	New York Jets	2009
LB Dannell Ellerbe	Baltimore	2009
LS Morgan Cox	Baltimore	2010
DB Anthony Levine [IR]	Green Bay	2010
LB Albert McClellan	Baltimore	2010
RB Damien Berry [IR]	Baltimore	2011
LB Josh Bynes	Baltimore	2011
DT Bryan Hall	Baltimore	2011
OLB Michael McAdoo [IR]	Baltimore	2011
WR LaQuan Williams [IR]	Baltimore	2011
S Omar Brown	Baltimore	2012
OLB Adrian Hamilton	Dallas	2012
RB Bobby Rainey [IR]	Baltimore	2012
WR Deonte Thompson	Baltimore	2012
K Justin Tucker	Baltimore	2012



– RAVENS STATISTICS –

- **Cumulative Season Stats**
- **Team Game-by-Game Statistics**
- **Longest Plays from Scrimmage**
- **Team Superlatives**
- **Individual Superlatives**
- **Turnover Table**
- **Inside-the-20 Scoring**
- **First Downs**
- **Pass Completions by Distance**
- **The Last Time**
- **Penalty Challenges**
- **Seasonal Drive Charts**
- **Super Bowl XLVII Play-by-Play**
- **2012 Game Recaps**

2012 RAVENS POSTSEASON STATISTICS

WON 4, LOST 0

01/06 W 24- 9	Indianapolis	71,379
01/12 W 38-35 2OT	at Denver	76,732
01/20 W 28-13	at New England	68,756
02/03 W 34-31	vs San Francisco	71,024

	Balt.	Opp.
TOTAL FIRST DOWNS	85	106
Rushing	25	30
Passing	53	63
Penalty	7	13
3rd Down: Made/Att	25/55	25/60
3rd Down Pct.	45.5	41.7
4th Down: Made/Att	0/3	2/6
4th Down Pct.	0.0	33.3
POSSESSION AVG.	28:39	31:21
TOTAL NET YARDS	1641	1713
Avg. Per Game	410.3	428.3
Total Plays	271	316
Avg. Per Play	6.1	5.4
NET YARDS RUSHING	539	567
Avg. Per Game	134.8	141.8
Total Rushes	139	128
NET YARDS PASSING	1102	1146
Avg. Per Game	275.5	286.5
Sacked/Yards Lost	6/38	9/54
Gross Yards	1140	1200
Att./Completions	126/73	179/101
Completion Pct.	57.9	56.4
Had Intercepted	0	6
PUNTS/AVERAGE	22/46.0	17/45.6
NET PUNTING AVG.	22/34.3	17/37.5
PENALTIES/YARDS	24/206	24/197
FUMBLES/BALL LOST	6/4	5/4
TOUCHDOWNS	16	9
Rushing	3	2
Passing	11	5
Returns	2	2

* SCORE BY PERIODS	Q1	Q2	Q3	Q4	OT	PTS		
TEAM	21	38	28	34	3	124		
OPPONENTS	20	26	27	15	0	88		
* SCORING	TD-Ru	Pa-Rt	K-PAT	FG	S	PTS		
Tucker	0	0	0	16/16	4/4	0 28		
Boldin	4	0	4	0	0	24		
J. Jones	3	0	2	1	0	18		
Pitta	3	0	3	0	0	18		
Rice	2	2	0	0	0	12		
T. Smith	2	0	2	0	0	12		
Graham	1	0	0	1	0	6		
Leach	1	1	0	0	0	6		
TEAM	16	3	11	2	16/16	4/4	0	124
OPPONENTS	9	2	5	2	8/8	8/10	1	88

2-Pt Conv: **TEAM** 0-0, **OPPONENTS** 0-1

SACKS: Kruger 4.5, Suggs 2, A. Jones 1, McPhee 1, Graham 0.5, **TEAM** 9, **OPPONENTS** 6

FUM/LOST: Rice 3/3, Flacco 1/1, J. Jones 1/0, Leach 1/0

* RUSHING	No.	Yds	Avg	Long	TD
Rice	84	306	3.6	32	2
Pierce	39	202	5.2	43	0
Flacco	8	16	2.0	14	0
Leach	5	15	3.0	5	1
Tucker	1	8	8.0	8	0
T. Smith	1	0	0.0	0	0
Koch	1	-8	-8.0	-8	0
TEAM	139	539	3.9	43	3
OPPONENTS	128	567	4.4	33	2

* RECEIVING	No.	Yds	Avg	Long	TD
Boldin	22	380	17.3	50	4
Pitta	14	163	11.6	24	3
T. Smith	11	233	21.2	59t	2
Rice	8	88	11.0	47	0
Dickson	6	90	15.0	24	0
Leach	6	31	5.2	17	0
J. Jones	5	147	29.4	70t	2
Pierce	1	8	8.0	8	0
TEAM	73	1140	15.6	70t	11
OPPONENTS	101	1200	11.9	36	5

* INTERCEPTIONS	No.	Yds	Avg	Long	TD
C. Williams	2	41	20.5	41	0
Graham	2	39	19.5	39t	1
E. Reed	1	6	6.0	6	0
Ellerbe	1	2	2.0	2	0
TEAM	6	88	14.7	41	1
OPPONENTS	0	0	---	---	0

* PUNTING	No.	Yds	Avg	Net	TB	In	Lg	B
Koch	22	1013	46.0	34.3	4	8	60	0
TEAM	22	1013	46.0	34.3	4	8	60	0
OPPONENTS	17	776	45.6	37.5	1	7	59	0

* PUNT RETURNS	Ret	FC	Yds	Avg	Long	TD
J. Jones	8	2	110	13.8	34	0
Doss	1	0	8	8.0	8	0
E. Reed	1	3	0	0.0	0	0
TEAM	10	5	118	11.8	34	0
OPPONENTS	8	3	178	22.3	90t	1

* KICKOFF RETURNS	No.	Yds	Avg	Long	TD
J. Jones	14	362	25.9	108t	1
TEAM	14	362	25.9	108t	1
OPPONENTS	12	366	30.5	104t	1

* FIELD GOALS	1-19	20-29	30-39	40-49	50+
Tucker	1/1	1/1	1/1	1/1	0/0
TEAM	1/1	1/1	1/1	1/1	0/0
OPPONENTS	0/0	3/3	3/3	1/2	1/2
Tucker: (23G)(47G)()(19G,38G)					
TEAM: (23G)(47G)()(19G,38G)					
OPPONENTS: (47G,52G,26G,40N)(52N)(31G,25G)(36G,27G,34G)					

* PASSING	Att	Cmp	Yds	Cmp%	Yds/Att	TD	TD%	Int	Int%	Long	Sack/Lost	Rating
Flacco	126	73	1140	57.9	9.05	11	8.7	0	0.0	70t	6/38	117.2
TEAM	126	73	1140	57.9	9.05	11	8.7	0	0.0	70t	6/38	117.2
OPPONENTS	179	101	1200	56.4	6.70	5	2.8	6	3.4	36	9/54	72.4

2012 RAVENS POSTSEASON DEFENSIVE STATS

from Press Box Stats

Name	Total	Solo	Assists	Sacks	Yds.	INT	Yds.	PD	FF	FR
Lewis, Ray	51	29	22	0	0	0	0	1	0	0
Ellerbe, Dannell	32	25	7	0	0	1	2	2	0	0
Graham, Corey	32	20	12	0.5	3	2	39	7	0	0
Williams, Cary	25	19	6	0	0	2	41	6	0	0
Suggs, Terrell	21	13	8	2	8	0	0	1	1	0
Pollard, Bernard	17	11	6	0	0	0	0	4	1	0
Reed, Ed	15	14	1	0	0	1	6	3	0	0
Kruger, Paul	14	9	5	4.5	28	0	0	1	1	1
Ngata, Haloti	13	10	3	0	0	0	0	1	0	0
Kemoeatu, Ma'ake	10	5	5	0	0	0	0	0	0	0
Brown, Chykie	9	7	2	0	0	0	0	2	0	0
Jones, Arthur	9	5	4	1	6	0	0	0	0	2
Upshaw, Courtney	9	7	2	0	0	0	0	0	1	0
Tyson, DeAngelo	5	2	3	0	0	0	0	0	0	0
McPhee, Pernell	4	2	2	1	9	0	0	2	1	1
Cody, Terrence	3	2	1	0	0	0	0	0	0	0
Smith, Jimmy	3	3	0	0	0	0	0	2	0	0
Ayanbadejo, Brendon	2	2	0	0	0	0	0	0	0	0
Ihedigbo, James	1	1	0	0	0	0	0	0	0	0
McClellan, Albert	1	1	0	0	0	0	0	0	0	0
Totals	276	187	89	9	54	6	88	32	5	4

2012 RAVENS POSTSEASON SPECIAL TEAMS STATS

from Press Box Stats

Name	Total	Solo	Assists	FF	FR	Blocked Kicks
Considine, Sean	4	3	1	0	0	0
Allen, Anthony	3	3	0	0	0	0
Brown, Chykie	2	1	1	0	0	0
Bynes, Josh	2	2	0	0	0	0
McCellan, Albert	2	2	0	0	0	0
Ihedigbo, James	1	1	0	0	0	0
Koch, Sam	1	1	0	0	0	0
Reed, David	1	1	0	0	0	0
Smith, Jimmy	1	1	0	0	0	0
Totals	17	15	2	0	0	0

2012 POSTSEASON SINGLE-GAME BESTS

Tackles:	17	by Ray Lewis at Den. (1/12/13)
Sacks:	2.5	by Paul Kruger vs. Ind. (1/6/13)
Tackles For Loss:	1	by six different players
Interceptions:	2	by Corey Graham at Den. (1/12/13)
Passes Defensed:	3	by Corey Graham at Den. (1/12/13)
Forced Fumbles:	1	by five different players
Fumble Recoveries:	1	by three different players
Special Teams Tackles:	3	by Sean Considine at NE (1/20/13)



2012 RAVENS STATISTICS

WON 10, LOST 6

09/10 W 44-13	Cincinnati	71,064
09/16 L 23-24	at Philadelphia	69,144
09/23 W 31-30	New England	71,269
09/27 W 23-16	Cleveland	70,944
10/07 W 9- 6	at Kansas City	68,803
10/14 W 31-29	Dallas	71,384
10/21 L 13-43	at Houston	71,708
11/04 W 25-15	at Cleveland	65,449
11/11 W 55-20	Oakland	71,339
11/18 W 13-10	at Pittsburgh	63,446
11/25 W 16-13 OT	at San Diego	57,882
12/02 L 20-23	Pittsburgh	71,442
12/09 L 28-31 OT	at Washington	81,178
12/16 L 17-34	Denver	71,317
12/23 W 33-14	New York Giants	71,470
12/30 L 17-23	at Cincinnati	61,565

	Balt.	Opp.
TOTAL FIRST DOWNS	314	326
Rushing	98	105
Passing	182	187
Penalty	34	34
3rd Down: Made/Att	80/217	83/232
3rd Down Pct.	36.9	35.8
4th Down: Made/Att	6/14	6/12
4th Down Pct.	42.9	50.0
POSSESSION AVG.	28:09	31:51
TOTAL NET YARDS	5640	5615
Avg. Per Game	352.5	350.9
Total Plays	1042	1086
Avg. Per Play	5.4	5.2
NET YARDS RUSHING	1901	1965
Avg. Per Game	118.8	122.8
Total Rushes	444	492
NET YARDS PASSING	3739	3650
Avg. Per Game	233.7	228.1
Sacked/Yards Lost	38/257	37/250
Gross Yards	3996	3900
Att./Completions	560/334	557/335
Completion Pct.	59.6	60.1
Had Intercepted	11	13
PUNTS/AVERAGE	83/47.1	89/46.2
NET PUNTING AVG.	83/40.8	89/41.2
PENALTIES/YARDS	121/1127	107/929
FUMBLES/BALL LOST	14/5	23/12
TOUCHDOWNS	44	33
Rushing	17	15
Passing	22	15
Returns	5	3

* SCORE BY PERIODS	Q1	Q2	Q3	Q4	OT	PTS
TEAM	88	108	98	101	3	398
OPPONENTS	70	103	86	82	3	344

* SCORING	TD	Ru	Pa	Rt	K-PAT	FG	S	PTS
Tucker	0	0	0	0	42/42	30/33	0	132
Rice	10	9	1	0			0	60
T. Smith	8	0	8	0			0	48
Pitta	7	0	7	0			0	42
Boldin	4	0	4	0			0	26
J. Jones	4	0	1	3			0	24
Flacco	3	3	0	0			0	18
Allen	1	1	0	0			0	6
Doss	1	0	1	0			0	6
Koch	1	1	0	0			0	6
Leach	1	1	0	0			0	6
Pierce	1	1	0	0			0	6
E. Reed	1	0	0	1			0	6
Taylor	1	1	0	0			0	6
C. Williams	1	0	0	1			0	6
TEAM	44	17	22	5	42/42	30/33	0	398
OPPONENTS	33	15	15	3	31/31	37/39	1	344

2-Pt Conv: Boldin, TEAM 1-2, OPPONENTS 1-2

SACKS: Kruger 9, Ngata 5, Ellerbe 4.5, A. Jones 4.5, Pollard 2, Suggs 2, McPhee 1.5, Upshaw 1.5, Ayanbadejo 1, O. Brown 1, Ihedigbo 1, Kemoeatu 1, Lewis 1, McClellan 1, C. Williams 1,

TEAM 37, OPPONENTS 38

FUM/LOST: Flacco 9/4, J. Jones 2/0, Gradkowski 1/0, Rice 1/0, D. Thompson 1/1

* PASSING	Att	Cmp	Yds	Cmp%	Yds/Att	TD	TD%	Int	Int%	Long	Sack/Lost	Rating
Flacco	531	317	3817	59.7	7.19	22	4.1	10	1.9	61t	35/ 227	87.7
Taylor	29	17	179	58.6	6.17	0	0.0	1	3.4	25	3/ 30	62.3
TEAM	560	334	3996	59.6	7.14	22	3.9	11	2.0	61t	38/ 257	86.4
OPPONENTS	557	335	3900	60.1	7.00	15	2.7	13	2.3	59	37/ 250	80.6

* RUSHING	No.	Yds	Avg	Long	TD
Rice	257	1143	4.4	46	9
Pierce	108	532	4.9	78	1
Taylor	14	73	5.2	28	1
Allen	16	61	3.8	20	1
Leach	9	32	3.6	6	1
Flacco	32	22	0.7	16	3
Koch	2	17	8.5	10	1
T. Smith	3	9	3.0	13	0
J. Jones	1	6	6.0	6	0
Boldin	1	3	3.0	3	0
Considine	1	3	3.0	3	0
TEAM	444	1901	4.3	78	17
OPPONENTS	492	1965	4.0	31t	15

* RECEIVING	No.	Yds	Avg	Long	TD
Boldin	65	921	14.2	43	4
Pitta	61	669	11.0	61t	7
Rice	61	478	7.8	43	1
T. Smith	49	855	17.4	54	8
J. Jones	30	406	13.5	47	1
Dickson	21	225	10.7	40	0
Leach	21	143	6.8	18	0
Doss	7	123	17.6	39	1
Pierce	7	47	6.7	11	0
D. Reed	5	66	13.2	23	0
D. Thompson	5	51	10.2	25	0
Allen	2	12	6.0	7	0
TEAM	334	3996	12.0	61t	22
OPPONENTS	335	3900	11.6	59	15

* INTERCEPTIONS	No.	Yds	Avg	Long	TD
C. Williams	4	90	22.5	63t	1
E. Reed	4	78	19.5	34t	1
Graham	2	20	10.0	20	0
Webb	1	8	8.0	8	0
Kruger	1	0	0.0	0	0
Pollard	1	0	0.0	0	0
TEAM	13	196	15.1	63t	2
OPPONENTS	11	231	21.0	98t	3

* PUNTING	No.	Yds	Avg	Net	TB	In	Lg	B
Koch	83	3911	47.1	40.8	7	28	60	0
TEAM	83	3911	47.1	40.8	7	28	60	0
OPPONENTS	89	4113	46.2	41.2	2	32	63	0

* PUNT RETURNS	Ret	FC	Yds	Avg	Long	TD
J. Jones	37	16	341	9.2	63t	1
Doss	4	4	53	13.3	40	0
E. Reed	1	1	1	1.0	1	0
Webb	1	5	9	9.0	9	0
TEAM	43	26	404	9.4	63t	1
OPPONENTS	49	13	383	7.8	64	0

* KICKOFF RETURNS	No.	Yds	Avg	Long	TD
J. Jones	38	1167	30.7	108t	2
D. Thompson	15	389	25.9	49	0
Allen	3	56	18.7	20	0
Gradkowski	1	12	12.0	12	0
Graham	1	7	7.0	7	0
Pitta	1	0	0.0	0	0
L. Williams	1	5	5.0	5	0
TEAM	60	1636	27.3	108t	2
OPPONENTS	37	859	23.2	42	0

* FIELD GOALS	1-19	20-29	30-39	40-49	50+
Tucker	0/ 0	8/ 8	8/ 8	10/13	4/4
TEAM	0/ 0	8/ 8	8/ 8	10/13	4/4
OPPONENTS	1/ 1	7/ 7	14/14	12/13	3/4
Tucker:	(46G, 40G, 39G)	(56G, 51G, 48G)	(27G)	(45G, 47N)	(28G, 26G, 39G)
(38G)	(51G, 54G)	(43G)	(48G, 34G)	(26G, 41N, 39G)	
(43G, 38G, 38G)	(45G, 23G)	()	(45G)	(23G, 21G, 30G, 29G)	
(45N, 49G)	OPP:	(34G, 19G)	(23G)	(37G, 49G, 20G)	
(51G, 50G, 52G)	(30G, 31G)	(42G, 43G, 34G, 51N)	(33G, 29G)	(32G, 28G, 29G, 33G, 41G)	
(32G, 47G)	(22G)	(47G, 30G)	(46G, 41G, 42G)	(48G, 49G, 34G)	
(27G, 36G, 45N)	()	(47G, 32G, 38G)			

2012 RAVENS DEFENSIVE STATS

from Press Box Stats

Name	Total	Solo	Assists	Sacks	Yds.	INT	Yds.	PD	FF	FR
Pollard, Bernard	98	71	27	2	14	1	0	6	0	0
Ellerbe, Dannell	89	66	23	4.5	29.5	0	0	2	0	0
McClain, Jameel	79	57	22	0	0	0	0	3	0	0
Williams, Cary	75	67	8	1	9	4	90	17	0	0
Reed, Ed	58	49	9	0	0	4	78	15	0	3
Lewis, Ray	57	44	13	1	0	0	0	1	1	1
Upshaw, Courtney	55	34	21	1.5	10	0	0	2	0	2
Graham, Corey	54	36	18	0	0	2	20	8	0	0
Ngata, Haloti	51	33	18	5	50	0	0	1	0	0
Jones, Arthur	47	27	20	4.5	29.5	0	0	0	1	0
Kruger, Paul	42	30	12	9	46	1	0	6	1	1
McClellan, Albert	42	29	13	1	11	0	0	2	0	2
Bynes, Josh	31	18	13	0	0	0	0	2	0	0
Smith, Jimmy	31	27	4	0	0	0	0	3	0	0
Ayanbadejo, Brendon	30	16	14	1	7	0	0	1	0	0
Kemoeatu, Ma'ake	29	15	14	1	1	0	0	2	1	0
Cody, Terrence	25	12	13	0	0	0	0	1	0	0
Webb, Lardarius	25	24	1	0	0	1	8	6	1	1
Suggs, Terrell	22	17	5	2	15	0	0	4	0	0
McPhee, Pernell	21	18	3	1.5	12	0	0	0	0	0
Ihedigbo, James	19	12	7	1	7	0	0	1	0	0
Brown, Chykie	14	12	2	0	0	0	0	6	0	0
Tyson, DeAngelo	11	3	8	0	0	0	0	2	0	0
Johnson, Chris	7	7	0	0	0	0	0	0	1	0
Brown, Omar	3	2	1	1	9	0	0	0	0	0
Hall, Brian	3	1	2	0	0	0	0	0	0	0
Considine, Sean	2	1	1	0	0	0	0	0	0	0
Kindle, Sergio	1	1	0	0	0	0	0	0	0	0
Totals	1021	729	292	37	250	13	196	91	6	10

2012 RAVENS SPECIAL TEAMS STATS

from Press Box Stats

Name	Total	Solo	Assists	FF	FR	Blocked Kicks
Ayanbadejo, Brendon	14	12	2	0	1	0
Allen, Anthony	12	11	1	0	0	0
Brown, Chykie	11	9	2	0	0	0
Considine, Sean	7	6	1	0	0	0
McClellan, Albert	7	7	0	1	0	0
Graham, Corey	6	6	0	0	0	0
Ihedigbo, James	6	6	0	0	0	0
Upshaw, Courtney	5	4	1	1	0	0
Williams, LaQuan	5	4	1	0	0	0
Reed, David	4	3	1	0	0	0
Bynes, Josh	3	1	2	0	0	0
Ellerbe, Dannell	3	3	0	1	0	0
Koch, Sam	3	2	1	0	0	0
Smith, Jimmy	3	3	0	0	0	0
Cox, Morgan	2	1	1	0	0	0
Dickson, Ed	1	1	0	0	0	0
Hamilton, Adrian	1	1	0	0	0	0
Jackson, Asa	1	1	0	0	0	0
Levine, Anthony	1	1	0	0	0	0
Tucker, Justin	1	1	0	0	0	0
Brown, Omar	0	0	0	0	1	0
McClain, Jameel	0	0	0	0	1	0
Totals	96	83	13	3	3	0

2012 SINGLE-GAME BESTS

- Tackles:** 14 by Ray Lewis vs. Dal. (10/14) and vs. Cin. (9/10)
- Sacks:** 2 by Arthur Jones at SD (11/25) and Paul Kruger vs. Oak. (11/11)
- Tackles For Loss:** 3 by Arthur Jones at SD (11/25) and Paul Kruger at KC (10/7)
- Interceptions:** 1 by six different players
- Passes Defensed:** 4 by Chykie Brown vs. NYG (12/23)
- Forced Fumbles:** 1 by six different players
- Fumble Recoveries:** 1 by six different players
- Special Teams Tackles:** 3 by Anthony Allen vs. Oak. (11/11), Corey Graham at Hou. (10/21) and Brendon Ayanbadejo at Phi. (9/16)

BALTIMORE RAVENS 2012 POSTSEASON GAME BY GAME OFFENSIVE STATISTICS

Game	1/6/13 vs. Ind.	1/12/13 at Den.	1/20/13 at NE	2/3/13 at SF
Points	24	38	28	34
1st Qtr	0	14	0	7
2nd Qtr	10	7	7	14
3rd Qtr	7	7	7	7
4th Qtr	7	7	14	6
Overtime	0	3	0	0
TDs (Ru-P-Ret)	2-1-0	1-3-1	1-3-0	0-3-1
PATs (M/A)	3-3	5-5	4-4	4-4
2PT Convs (M/A)	0-0	0-0	0-0	0-0
FGs (M/A)	1-1	1-1	0-0	2-2
Safeties	0	0	0	0
First Downs	18	21	25	21
Rushing	6	4	9	6
Passing	11	14	15	13
Penalty	1	3	1	2
3rd Down Conv (M/A)	4-10	7-17	5-12	9-16
3rd Down Conv Pct	40.00%	41.18%	41.67%	56.25%
4th Down Conv (M/A)	0-0	0-1	0-0	0-2
4th Down Conv Pct	0.00%	0.00%	0.00%	0.00%
Total Net Yards	441	479	356	367
Total Off. Plays	56	74	71	70
Avg. Gain Per Play	7.9	6.5	5	5.2
Net Yards Rushing	172	155	121	93
Total Rushing Plays	32	39	33	35
Avg. Gain Per Rush	5.4	4	3.7	2.7
Net Yards Passing	269	324	235	274
Times Sacked	1	1	2	2
Yards Lost on Sacks	13	7	5	13
Gross Yards Passing	282	331	240	287
Pass Attempts	23	34	36	33
Pass Completions	12	18	21	22
Completion Pct	52.17%	52.94%	58.33%	66.67%
Avg. Gain Per Pass	11.2	9.3	6.2	7.8
Interceptions	0	0	0	0
Fumbles / Fum. Lost	2-2	1-1	1-0	2-1
Penalties	9	8	5	2
Penalty Yards	70	56	60	20
Punts	4	8	7	3
Gross Punting Avg	43.3	48.3	44.7	47
Touchbacks	2	0	0	2
Inside20	1	6	1	0
Punts Blocked	0	0	0	0
Net Punting Average	33.3	37	36.7	23
Punt Returns	4	3	1	2
Punt Return Yards	57	22	11	28
Punt Return Avg.	14.3	7.3	11	14
Fair Catches	0	1	4	0
Kickoff Returns	2	4	3	5
Kickoff Return Yards	60	64	32	206
Kickoff Return Avg.	30	16	10.7	41.2
Time of Possession	22:28.00	36:36.00	31:06.00	32:23.00

BALTIMORE RAVENS 2012 POSTSEASON GAME BY GAME DEFENSIVE STATISTICS

Game	1/6/13 vs. Ind.	1/12/13 at Den.	1/20/13 at NE	2/3/13 at SF
Points	9	35	13	31
1st Qtr	0	14	3	3
2nd Qtr	6	7	10	3
3rd Qtr	3	7	0	17
4th Qtr	0	7	0	8
Overtime	0	0	0	0
TDs (Ru+P-Ret)	0-0-0	0-3-2	0-1-0	2-1-0
PATs (M/A)	0-0	5-5	1-1	2-2
2PT Convs (M/A)	0-0	0-0	0-0	0-1
FGs (M/A)	3-4	0-1	2-2	3-3
Safeties	0	0	0	1
First Downs	25	30	28	23
Rushing	6	9	6	9
Passing	16	15	19	13
Penalty	3	6	3	1
3rd Down Conv (M/A)	9-20	7-16	7-15	2-9
3rd Down Conv Pct	45.00%	43.75%	46.67%	22.22%
4th Down Conv (M/A)	0-2	1-1	1-2	0-1
4th Down Conv Pct	0.00%	100.00%	50.00%	0.00%
Total Net Yards	419	398	428	468
Total Off. Plays	87	87	82	60
Avg. Gain Per Play	4.8	4.6	5.2	7.8
Net Yards Rushing	152	125	108	182
Total Rushing Plays	30	41	28	29
Avg. Gain Per Rush	5.1	3	3.9	6.3
Net Yards Passing	267	273	320	286
Times Sacked	3	3	0	3
Yards Lost on Sacks	21	17	0	16
Gross Yards Passing	288	290	320	302
Pass Attempts	54	43	54	28
Pass Completions	28	28	29	16
Completion Pct	51.85%	65.12%	53.70%	57.14%
Avg. Gain Per Pass	4.7	5.9	5.9	9.2
Interceptions	1	2	2	1
Fumbles / Fum. Lost	1-1	2-1	1-1	1-1
Penalties	5	10	4	5
Penalty Yards	37	87	40	33
Punts	4	5	5	3
Gross Punting Average	48.5	48.8	35.8	53
Touchbacks	0	0	0	1
Inside20	0	3	4	0
Punts Blocked	0	0	0	0
Net Punting Average	34.3	44.4	33.6	37
Punt Returns	0	3	4	1
Punt Return Yards	0	90	56	32
Punt Return Avg.	0	30	14	32
Fair Catches	0	2	1	0
Kickoff Returns	0	4	4	4
Kickoff Return Yards	0	171	89	106
Kickoff Return Avg.	0	42.8	22.3	26.5
Time of Possession	37:32:00	40:06:00	28:54:00	27:37:00

BALTIMORE RAVENS 2012 REGULAR SEASON GAME BY GAME OFFENSIVE STATISTICS

Game	9/10 vs. Cin.	9/16 at Phi.	9/23 vs. NE	9/27 vs. Cle.	10/7 at KC	10/14 vs. Dal.	10/21 at Hou.	11/4 at Cle.	11/11 vs. Oak.	11/18 at Pit.	11/25 at SD	12/2 vs. Pit.	12/9 at Was.	12/16 vs. Den.	12/23 vs. NYG	12/30 at Cin.
Points	44	23	31	23	9	13	31	13	55	13	16	20	28	17	33	17
1st Qtr	10	7	0	3	3	10	3	14	3	10	14	0	7	0	14	7
2nd Qtr	7	10	14	9	0	14	0	0	17	0	0	13	14	0	10	0
3rd Qtr	17	0	7	14	6	7	7	0	21	3	3	7	0	3	3	0
4th Qtr	10	6	10	0	0	7	3	11	7	0	10	0	7	14	6	10
Overtime	0	0	0	0	0	0	0	0	0	0	3	0	0	0	0	0
TDs (Ru-P-Ret)	2-2-0	1-1-0	1-3-0	1-1-1	0-0-0	2-1-1	0-1-0	2-1-0	3-3-1	0-0-1	0-1-0	1-1-0	1-3-0	0-2-0	1-2-0	2-0-0
PATs (M/A)	5-5	2-2	4-4	2-2	0-0	4-4	1-1	2-2	7-7	1-1	1-1	2-2	4-4	2-2	3-3	2-2
2PT Convs (M/A)	0-0	0-0	0-0	0-0	0-0	0-0	0-0	1-1	0-0	0-0	0-0	0-0	0-0	0-0	0-0	0-0
FGs (M/A)	3-3	3-3	1-1	1-2	3-3	1-1	2-2	1-1	2-2	2-3	3-3	2-2	0-0	1-1	4-4	1-2
Safeties	0	0	0	0	0	0	0	0	0	0	0	0	0	0	0	0
First Downs	26	17	28	23	15	19	12	18	22	12	25	19	18	12	25	23
Rushing	8	5	6	5	6	8	4	8	4	4	5	6	9	2	6	12
Passing	15	9	17	16	8	10	6	9	15	7	19	11	7	8	17	8
Penalty	3	3	5	2	1	1	2	2	1	3	1	1	2	2	2	3
3rd Down Conv (M/A)	3-9	4-14	4-8	5-15	3-11	6-10	4-15	5-14	5-12	3-14	12-24	3-11	6-12	1-12	11-18	5-18
3rd Down Conv Pct	33.33%	28.57%	50.00%	33.33%	27.27%	60.00%	26.67%	35.71%	41.67%	21.43%	50.00%	27.27%	50.00%	8.33%	61.11%	27.78%
4th Down Conv (M/A)	1-1	0-2	0-1	0-1	0-0	0-0	0-1	1-1	1-1	0-0	1-2	0-0	0-0	0-2	0-0	2-2
4th Down Conv Pct	100.00%	0.00%	0.00%	0.00%	0.00%	0.00%	0.00%	100.00%	100.00%	0.00%	50.00%	0.00%	0.00%	0.00%	0.00%	100.00%
Total Net Yards	430	325	503	438	298	316	176	282	419	200	443	288	359	278	533	352
Total Off. Plays	58	65	65	77	55	49	59	62	62	57	91	58	58	81	81	83
Avg. Gain Per Play	7.4	5	7.7	5.7	5.4	6.4	3	4.5	6.8	3.5	4.9	5	6.2	4.5	6.6	4.2
Net Yards Rushing	122	111	121	101	133	86	55	137	78	47	127	111	186	56	224	206
Total Rushing Plays	23	21	26	27	24	22	22	37	28	23	35	21	35	19	45	46
Avg. Gain Per Rush	5.3	5.3	4.7	3.7	5.5	4.6	2.5	3.7	2.8	2	3.6	5.3	5.3	2.9	5	4.5
Net Yards Passing	308	214	382	337	165	230	121	145	341	153	316	177	173	222	309	146
Times Sacked	3	2	0	4	4	1	4	1	0	2	5	3	0	3	0	4
Yards Lost on Sacks	21	18	0	19	22	4	26	8	0	11	39	11	9	32	0	37
Gross Yards Passing	329	232	382	356	187	234	147	153	341	164	355	188	182	254	309	183
Pass Attempts	32	42	39	46	26	26	43	24	34	32	51	34	21	40	36	33
Pass Completions	23	22	28	28	17	17	21	15	21	20	30	16	16	20	25	19
Completion Pct	71.88%	52.38%	71.79%	60.87%	48.15%	65.38%	48.84%	62.50%	61.76%	62.50%	58.82%	47.06%	76.19%	50.00%	69.44%	57.58%
Avg. Gain Per Pass	8.8	4.9	9.8	6.7	5.3	8.5	2.6	5.8	10	4.5	5.6	4.8	7.5	5.2	8.6	3.9
Interceptions	0	1	1	1	1	0	2	1	0	0	0	1	1	1	0	1
Fumbles / Fum. Lost	1-0	1-1	1-0	0-0	1-1	1-0	0-0	0-0	0-0	2-0	1-0	1-1	2-1	3-1	0-0	0-0
Penalties	6	6	14	11	5	10	5	9	4	4	6	8	8	6	9	10
Penalty Yards	50	45	135	100	33	76	56	82	41	68	60	70	56	61	92	102
Punts	2	5	3	7	5	5	3	7	4	8	8	5	5	7	2	7
Gross Punting Avg	43.5	50.2	45.3	46	46.4	45	50.6	44.7	52.5	46.5	46.3	50.6	50.2	50.4	58.5	36.6
Touchbacks	0	1	1	2	0	0	0	1	0	1	1	0	0	0	0	0
Inside20	1	2	2	3	2	0	1	1	1	4	3	2	2	2	1	1
Punts Blocked	0	0	0	0	0	0	0	0	0	0	0	0	0	0	0	0
Net Punting Average	34	44.2	35	32.6	39.8	41.7	48.8	34.1	52.5	42.5	42.4	48.8	30.2	45.7	52.5	35.7
Punt Returns	2	3	2	1	1	1	0	2	4	3	8	0	3	5	7	1
Punt Return Yards	18	34	19	0	10	0	1	7	36	74	66	6	25	52	56	6
Punt Return Avg.	9	11.3	9.5	0	10	0	1	3.5	9	24.7	8.3	0	8.3	10.4	8	6
Fair Catches	1	1	2	3	2	1	1	2	0	4	1	3	1	2	0	2
Kickoff Returns	4	3	4	3	2	3	7	4	2	3	2	3	5	6	3	6
Kickoff Return Yards	88	100	81	68	52	159	201	80	123	76	46	74	145	144	58	141
Kickoff Return Avg.	22	33.3	20.3	22.7	26	28.7	20	22	61.5	25.3	23	24.7	29	24	19.3	23.5
Time of Possession	27:34.00	25:39.00	28:57.00	33:03.00	25:50.00	19:57.00	21:44.00	31:32.00	26:38.00	27:09.00	39:02.00	25:39.00	29:22.00	21:26.00	39:21.00	35:39.00

BALTIMORE RAVENS 2012 REGULAR SEASON GAME BY GAME DEFENSIVE STATISTICS

Game	9/10 vs. Cin.	9/16 at Phi.	9/23 vs. NE	9/27 vs. Cle.	10/7 at KC	10/14 vs. Dal.	10/21 at Hou.	11/4 at Cle.	11/11 vs. Oak.	11/18 at Pit.	11/25 at SD	12/2 vs. Pit.	12/9 at Was.	12/16 vs. Den.	12/23 vs. NYG	12/30 at Cin.
Points	13	24	30	16	6	29	43	15	20	10	13	23	31	34	14	23
1st Qtr	0	7	13	0	0	7	9	0	0	7	7	0	3	7	3	7
2nd Qtr	10	0	7	7	3	3	20	9	10	0	10	3	0	14	0	0
3rd Qtr	3	10	7	0	3	10	7	3	7	3	0	7	6	14	0	6
4th Qtr	0	7	3	6	3	9	7	3	3	0	3	10	8	3	7	10
Overtime	0	0	0	0	0	0	0	0	0	0	0	0	3	0	0	0
TDs (Ru+P-Ret)	1-0-0	2-1-0	2-1-0	1-0-0	0-0-0	1-2	2-2-1	0-0-0	0-2-0	1-0-0	0-1-0	1-1-0	1-2-0	2-1-1	1-1-0	0-1-1
PATs (M/A)	1-1	3-3	3-3	1-1	0-0	2-2	5-5	0-0	2-2	1-1	1-1	2-2	2-2	4-4	2-2	2-2
2PT Convs (M/A)	0-0	0-0	0-0	0-0	0-0	0-1	0-0	0-0	0-0	0-0	0-0	0-0	1-1	0-0	0-0	0-0
FGs (M/A)	2-2	1-1	3-3	3-3	2-2	3-4	2-2	5-5	2-2	1-1	2-2	3-3	3-3	2-3	0-0	3-3
Safeties	0	0	0	0	0	0	1	0	0	0	0	0	0	0	0	0
First Downs	20	26	33	20	19	30	27	17	19	17	16	19	22	21	11	9
Rushing	9	7	6	1	12	12	11	6	4	5	4	6	7	12	3	2
Passing	10	17	19	17	6	15	13	10	15	10	10	12	13	8	7	5
Penalty	1	2	8	2	1	3	3	0	0	2	1	2	2	1	2	1
3rd Down Conv (M/A)	4-15	7-15	7-15	3-15	6-13	8-15	8-15	5-16	8-18	5-17	3-15	5-13	4-11	5-16	2-10	3-13
3rd Down Conv Pct	26.7%	46.7%	46.7%	20.0%	46.15%	53.33%	53.33%	31.25%	44.44%	29.41%	20.00%	38.46%	36.36%	31.25%	20.00%	23.08%
4th Down Conv (M/A)	2-3	1-1	0-0	0-1	0-0	2-2	0-0	0-1	0-2	0-1	1-1	0-0	0-0	0-0	0-0	0-0
4th Down Conv Pct	66.7%	100.00%	0.00%	0.00%	0.00%	100.00%	0.00%	0.00%	0.00%	0.00%	100.00%	0.00%	0.00%	0.00%	0.00%	0.00%
Total Net Yards	322	486	396	357	338	481	420	290	422	311	280	366	420	350	186	189
Total Off. Plays	69	75	77	70	68	79	76	65	73	69	65	65	66	75	45	49
Avg. Gain Per Play	4.7	6.5	5.1	5.1	5	6.1	5.5	4.5	5.8	4.5	4.3	5.6	6.4	4.7	4.1	3.9
Net Yards Rushing	129	129	77	43	214	227	181	116	72	134	91	96	172	163	67	47
Total Rushing Plays	28	41	34	17	50	42	37	27	24	27	23	26	35	45	14	21
Avg. Gain Per Rush	4.6	3.1	2.3	2.5	4.3	5.4	4.9	4.3	3	5	3.7	3.7	4.9	3.6	4.8	2.2
Net Yards Passing	193	357	319	314	124	254	239	174	350	177	189	270	248	187	119	142
Times Sacked	4	2	1	0	0	1	1	3	3	2	6	2	3	2	3	2
Yards Lost on Sacks	28	14	16	6	18	0	2	24	18	6	39	6	31	17	24	1
Gross Yards Passing	221	371	335	320	124	261	256	176	368	201	228	276	272	204	150	143
Pass Attempts	37	32	41	52	18	36	37	37	46	39	36	37	28	28	28	26
Pass Completions	22	23	28	25	12	25	23	20	29	18	23	25	17	17	14	15
Completion Pct	59.46%	71.88%	68.29%	48.08%	66.67%	69.44%	62.16%	54.05%	63.04%	46.15%	63.89%	67.57%	60.71%	60.71%	50.00%	57.69%
Avg. Gain Per Pass	4.7	10.5	7.4	5.9	6.9	6.9	6.1	4.6	7.1	4.2	4.5	6.9	8	6.2	3.8	5.1
Interceptions	1	2	0	1	2	1	0	2	1	1	0	2	0	0	0	0
Fumbles / Fum. Lost	2-1	2-2	1-0	1-1	2-3	0-0	1-0	1-0	2-2	3-2	0-0	2-1	3-1	1-0	0-0	1-0
Penalties	3	7	10	7	8	13	5	4	10	6	5	4	8	7	6	4
Penalty Yards	41	58	83	66	60	82	60	31	105	43	37	50	70	51	52	40
Punts	4	5	4	5	5	4	5	4	5	8	9	4	5	8	8	7
Gross Punting Average	45.8	39.2	43	41.4	47.2	32	48	42.5	54.8	44.6	53.2	38.5	48	43	52	47.1
Touchbacks	0	0	0	0	0	0	0	0	0	0	0	0	0	0	0	1
Inside20	1	0	2	2	3	1	2	1	1	4	4	1	1	2	3	4
Punts Blocked	0	0	0	0	0	0	0	0	0	0	0	0	0	0	0	0
Net Punting Average	41.3	32.4	38.3	41.4	45.2	32	47.8	40.8	47.6	35.4	45.9	38.5	39	36.5	45	43.4
Punt Returns	2	3	1	2	5	2	4	5	3	3	5	2	3	6	2	2
Punt Return Yards	19	10	11	54	33	10	9	54	0	12	11	9	100	33	12	6
Punt Return Avg.	9.5	3.3	11	27	6.6	5	2.3	10.8	0	4	5.5	1.8	33.3	5.5	6	3
Fair Catches	0	1	0	1	0	2	1	0	0	3	1	0	0	0	0	2
Kickoff Returns	3	3	1	2	3	1	1	3	5	2	2	2	2	2	5	2
Kickoff Return Yards	64	49	24	47	82	14	17	74	136	36	25	61	37	21	117	56
Kickoff Return Avg.	21.3	16.3	24	23.5	27.3	14	17	24.7	27.2	18	25	30.5	18.5	10.5	23.4	28
Time of Possession	32:26:00	34:21:00	31:03:00	26:57:00	34:10:00	40:03:00	38:16:00	28:28:00	33:22:00	32:51:00	34:51:00	34:21:00	34:01:00	38:34:00	20:39:00	24:21:00

RAVENS LONGEST PLAYS FROM SCRIMMAGE

<u>Length</u>	<u>Player</u>	<u>Opponent</u>	<u>Date</u>	<u>Outcome</u>
78 yards	Bernard Pierce run	vs. New York Giants	12/23/12	W, 33-14
70t yards	Jacoby Jones from Joe Flacco	at Denver	1/12/13 (D)	W, 38-35 2OT
61t yards	Dennis Pitta from Joe Flacco	vs. Denver	12/16/12	L, 17-34
59t yards	Torrey Smith from Joe Flacco	at Denver	1/12/13 (D)	W, 38-35 2OT
56t yards	Jacoby Jones from Joe Flacco	at San Francisco	2/3/13 (SB)	W, 34-31
54 yards	Torrey Smith from Joe Flacco	at San Diego	11/25/12	W, 16-13 OT
52 yards	Torrey Smith from Joe Flacco	vs. Cincinnati	9/10/12	W, 44-13
50 yards	Anquan Boldin from Joe Flacco	vs. Indianapolis	1/6/13 (WC)	W, 24-9
47 yards	Ray Rice from Joe Flacco	vs. Indianapolis	1/6/13 (WC)	W, 24-9
47t yards	Torrey Smith from Joe Flacco	vs. Oakland	11/11/12	W, 55-20
47 yards	Jacoby Jones from Joe Flacco	vs. Oakland	11/11/12	W, 55-20
46 yards	Anquan Boldin from Joe Flacco	vs. Indianapolis	1/6/13 (WC)	W, 24-9
46 yards	Ray Rice run	at Washington	12/9/12	L, 28-31 OT
43 yards	Bernard Pierce run	vs. Indianapolis	1/6/13 (WC)	W, 24-9
43 yards	Torrey Smith from Joe Flacco	vs. New York Giants	12/23/12	W, 33-14
43 yards	Jacoby Jones from Joe Flacco	vs. Denver	12/16/12	L, 17-34
43 yards	Ray Rice from Joe Flacco	vs. Dallas	10/14/12	W, 31-29
43 yards	Anquan Boldin from Joe Flacco	at Kansas City	10/7/12	W, 9-6
43 yards	Ray Rice run	at Philadelphia	9/16/12	L, 23-24
41 yards	Jacoby Jones from Joe Flacco	vs. New England	9/23/12	W, 31-30
40 yards	Ed Dickson from Joe Flacco	vs. Oakland	11/11/12	W, 55-20
40 yards	Torrey Smith from Joe Flacco	at Philadelphia	9/16/12	L, 23-24
39 yards	Anquan Boldin from Joe Flacco	vs. New York Giants	12/23/12	W, 33-14
39 yards	Tandon Doss from Joe Flacco	vs. Cleveland	9/27/12	W, 23-16
38 yards	Torrey Smith from Joe Flacco	vs. New England	9/23/12	W, 31-30
37 yards	Ray Rice run	at Kansas City	10/7/12	W, 9-6
37 yards	Ray Rice from Joe Flacco	at Philadelphia	9/16/12	L, 23-24
36 yards	Dennis Pitta from Joe Flacco	vs. New York Giants	12/23/12	W, 33-14
34t yards	Ray Rice run	vs. Pittsburgh	12/2/12	L, 20-23
34 yards	Torrey Smith from Joe Flacco	vs. Cleveland	9/27/12	W, 23-16
34t yards	Anquan Boldin from Joe Flacco	vs. Cincinnati	9/10/12	W, 44-13
32 yards	Ray Rice run	at Denver	1/12/13 (D)	W, 38-35 2OT
32t yards	Torrey Smith from Joe Flacco	at Denver	1/12/13 (D)	W, 38-35 2OT
32 yards	Torrey Smith from Joe Flacco	vs. New England	9/23/12	W, 31-30
31t yards	Dennis Pitta from Joe Flacco	vs. Denver	12/16/12	L, 17-34
31t yards	Anquan Boldin from Joe Flacco	at Washington	12/9/12	L, 28-31 OT
31 yards	Anquan Boldin from Joe Flacco	vs. Pittsburgh	12/2/12	L, 20-23
31 yards	Torrey Smith from Joe Flacco	at San Diego	11/25/12	W, 16-13 OT
31 yards	Ray Rice from Joe Flacco	at Pittsburgh	11/18/12	W, 13-10
31 yards	Anquan Boldin from Joe Flacco	vs. Dallas	10/14/12	W, 31-29
30 yards	Anquan Boldin from Joe Flacco	at San Francisco	2/3/13 (SB)	W, 34-31
30 yards	Anquan Boldin from Joe Flacco	at San Francisco	2/3/13 (SB)	W, 34-31
29 yards	Ray Rice from Joe Flacco	vs. San Diego	11/25/12	W, 16-13 OT
28 yards	Tyrod Taylor run	at Cincinnati	12/30/12	L, 17-23
28 yards	Anquan Boldin from Joe Flacco	at Washington	12/9/12	L, 28-31 OT
28t yards	Anquan Boldin from Joe Flacco	vs. Pittsburgh	12/2/12	L, 20-23
28 yards	Anquan Boldin from Joe Flacco	vs. Cleveland	9/27/12	W, 23-16
27t yards	Ray Rice from Joe Flacco	vs. New York Giants	12/23/12	W, 33-14
27 yards	Dennis Pitta from Joe Flacco	vs. Cleveland	11/4/12	W, 25-15
27 yards	Ray Rice from Joe Flacco	vs. New England	9/23/12	W, 31-30
26 yards	Anquan Boldin from Joe Flacco	at New England	1/20/13 (AFC)	W, 28-13
26 yards	Tandon Doss from Joe Flacco	vs. Oakland	11/11/12	W, 55-20
26 yards	Dennis Pitta from Joe Flacco	vs. Oakland	11/11/12	W, 55-20
26 yards	Torrey Smith from Joe Flacco	vs. Cleveland	11/4/12	W, 25-15
26 yards	Torrey Smith from Joe Flacco	at Kansas City	10/7/12	W, 9-6
26 yards	Ray Rice run	at Kansas City	10/7/12	W, 9-6
25 yards	Torrey Smith from Joe Flacco	at New England	1/20/13 (AFC)	W, 28-13
25t yards	Torrey Smith from Joe Flacco	vs. New England	9/23/12	W, 31-30
25 yards	Deonte Thompson from Tyrod Taylor	vs. Cincinnati	9/10/12	W, 44-13
25 yards	Dennis Pitta from Joe Flacco	vs. Cincinnati	9/10/12	W, 44-13
25 yards	Jacoby Jones from Joe Flacco	vs. Cincinnati	9/10/12	W, 44-13
24 yards	Dennis Pitta from Joe Flacco	at Denver	1/12/13 (D)	W, 38-35 2OT
24 yards	Ed Dickson from Joe Flacco	vs. Indianapolis	1/6/13 (WC)	W, 24-9

RAVENS LONGEST PLAYS FROM SCRIMMAGE

<u>Length</u>	<u>Player</u>	<u>Opponent</u>	<u>Date</u>	<u>Outcome</u>
24 yards	Jacoby Jones from Joe Flacco	at Cincinnati	12/30/12	L, 17-23
24 yards	Jacoby Jones from Joe Flacco	at San Diego	11/25/12	W, 16-13 OT
24 yards	Jacoby Jones from Joe Flacco	vs. New England	9/23/12	W, 31-30
24 yards	Anquan Boldin from Joe Flacco	vs. New England	9/23/12	W, 31-30
23 yards	Ed Dickson from Joe Flacco	at San Francisco	2/3/13 (SB)	W, 34-31
23 yards	David Reed from Tyrod Taylor	at Cincinnati	12/30/12	L, 17-23
23 yards	Torrey Smith from Joe Flacco	at New England	1/20/13 (AFC)	W, 28-13
23 yards	Anquan Boldin from Joe Flacco	at San Diego	11/25/12	W, 16-13 OT
23 yards	Anquan Boldin from Joe Flacco	at Pittsburgh	11/18/12	W, 13-10
23 yards	Ed Dickson from Joe Flacco	at Philadelphia	9/16/12	L, 23-24
23 yards	Dennis Pitta from Joe Flacco	vs. Cincinnati	9/10/12	W, 44-13
22 yards	Dennis Pitta from Joe Flacco	at New England	1/20/13 (AFC)	W, 28-13
22 yards	Torrey Smith from Joe Flacco	vs. Indianapolis	1/6/13 (WC)	W, 24-9
22 yards	Torrey Smith from Joe Flacco	at San Diego	11/25/12	W, 16-13 OT
21 yards	Anquan Boldin from Joe Flacco	vs. Indianapolis	1/6/13 (WC)	W, 24-9
21 yards	Torrey Smith from Joe Flacco	vs. New York Giants	12/23/12	W, 33-14
21 yards	Bernard Pierce run	at Washington	12/9/12	L, 28-31 OT
21 yards	Torrey Smith from Joe Flacco	at Washington	12/9/12	L, 28-31 OT
21 yards	Anquan Boldin from Joe Flacco	vs. Cleveland	11/4/12	W, 25-15
21 yards	Anquan Boldin from Joe Flacco	vs. Cleveland	9/27/12	W, 23-16
21 yards	Anquan Boldin from Joe Flacco	vs. Cleveland	9/27/12	W, 23-16
21 yards	Bernard Pierce run	vs. Cleveland	9/27/12	W, 23-16
21 yards	Jacoby Jones from Joe Flacco	vs. New England	9/23/12	W, 31-30
21t yards	Jacoby Jones from Joe Flacco	at Philadelphia	9/16/12	L, 23-24
20 yards	Torrey Smith from Joe Flacco	at San Francisco	2/3/13 (SB)	W, 34-31
20 yards	Ray Rice run	at Denver	1/12/13 (D)	W, 38-35 2OT
20 yards	Dennis Pitta from Joe Flacco	vs. Indianapolis	1/6/13 (WC)	W, 24-9
20 yards	Anthony Allen run	at Cincinnati	12/30/12	L, 17-23
20t yards	Torrey Smith from Joe Flacco	vs. Oakland	11/11/12	W, 55-20
20 yards	Ray Rice from Joe Flacco	vs. Oakland	11/11/12	W, 55-20
20 yards	Anquan Boldin from Joe Flacco	vs. Dallas	10/14/12	W, 31-29
20 yards	Anquan Boldin from Joe Flacco	vs. Dallas	10/14/12	W, 31-29
20t yards	Dennis Pitta from Joe Flacco	vs. New England	9/23/12	W, 31-30

OPPONENT LONGEST PLAYS FROM SCRIMMAGE

<u>Length</u>	<u>Player</u>	<u>Opponent</u>	<u>Date</u>	<u>Outcome</u>
59 yards	Wes Welker from Tom Brady	vs. New England	9/24/12	W, 31-30
55t yards	Darius Heyward-Bey from Carson Palmer	vs. Oakland	11/11/12	W, 55-20
51t yards	Eric Decker from Peyton Manning	vs. Denver	12/16/12	L, 17-34
49 yards	DeSean Jackson from Michael Vick	at Philadelphia	9/16/12	L, 23-24
44 yards	Brandon Tate from Bruce Gradkowski	at Cincinnati	12/30/12	L, 17-23
43 yards	Rueben Randle from Eli Manning	vs. New York Giants	12/23/12	W, 33-14
43 yards	Heath Miller from Charlie Batch	vs. Pittsburgh	12/2/12	L, 20-23
43 yards	Greg Little from Brandon Weeden	vs. Cleveland	9/27/12	W, 23-16
39 yards	Wes Welker from Tom Brady	at New England	1/20/13 (AFC)	W, 28-13
38 yards	Denarius Moore from Carson Palmer	vs. Oakland	11/11/12	W, 55-20
37 yards	Emmanuel Sanders from Byron Leftwich	at Pittsburgh	11/18/12	W, 13-10
35 yards	Jason Witten from Tony Romo	vs. Dallas	10/14/12	W, 31-29
34 yards	Antonio Brown from Charlie Batch	vs. Pittsburgh	12/2/12	L, 20-23
34 yards	Kevin Walter from Matt Schaub	at Houston	10/21/12	L, 13-43
33 yards	Frank Gore run	at San Francisco	2/3/13 (SB)	W, 34-31
32 yards	Randy Moss from Colin Kaepernick	at San Francisco	2/3/13 (SB)	W, 30-31
32 yards	Eric Decker from Peyton Manning	at Denver	1/12/13 (D)	W, 38-35 2OT
31t yards	Michael Crabtree from Colin Kaepernick	at San Francisco	2/3/13 (SB)	W, 34-31
31 yards	Santana Moss from Robert Griffin III	at Washington	12/9/12	L, 28-31 OT
31 yards	Emmanuel Sanders from Byron Leftwich	at Pittsburgh	11/18/12	W, 13-10
31t yards	Byron Leftwich run	at Pittsburgh	11/18/12	W, 13-10
30t yards	Denarius Moore from Carson Palmer	vs. Oakland	11/11/12	W, 55-20
29 yards	Michael Crabtree from Colin Kaepernick	at San Francisco	2/3/13 (SB)	W, 34-31
29 yards	Delanie Walker from Colin Kaepernick	at San Francisco	2/3/13 (SB)	W, 34-31
29 yards	Vernon Davis from Colin Kaepernick	at San Francisco	2/3/13 (SB)	W, 34-31
29 yards	Leonard Hankerson from Robert Griffin III	at Washington	12/9/12	L, 28-31 OT
29 yards	Alfred Morris run	at Washington	12/9/12	L, 28-31 OT
28 yards	Delanie Walker from Colin Kaepernick	at San Francisco	2/3/13 (SB)	W, 34-31
28 yards	Joel Dreessen from Peyton Manning	vs. Denver	12/16/12	L, 17-34
28 yards	Darrel Young from Robert Griffin III	at Washington	12/9/12	L, 28-31 OT
28 yards	DeMarco Murray run	vs. Dallas	10/14/12	W, 31-29
28 yards	Wes Welker from Tom Brady	vs. New England	9/24/12	W, 31-30
28 yards	Brent Celek from Michael Vick	at Philadelphia	9/16/12	L, 23-24
27 yards	Jordan Norwood from Brandon Weeden	vs. Cleveland	9/27/12	W, 23-16
27 yards	Andrew Hawkins from Andy Dalton	vs. Cincinnati	9/10/12	W, 44-13
26 yards	Danario Alexander from Philip Rivers	at San Diego	11/25/12	W, 16-13 OT
26 yards	Josh Gordon from Brandon Weeden	vs. Cleveland	11/4/12	W, 25-15
26 yards	Jon Baldwin from Matt Cassel	at Kansas City	10/7/12	W, 9-6
25 yards	T.Y. Hilton from Andrew Luck	vs. Indianapolis	1/6/13 (WC)	W, 24-9
25 yards	Emmanuel Sanders from Byron Leftwich	at Pittsburgh	11/18/12	W, 13-10
25t yards	Kevin Walter from Matt Schaub	at Houston	10/21/12	L, 13-43
25 yards	Jamaal Charles run	at Kansas City	10/7/12	W, 9-6
24 yards	Michael Crabtree from Colin Kaepernick	at San Francisco	2/3/13 (SB)	W, 34-31
24 yards	Vernon Davis from Colin Kaepernick	at San Francisco	2/3/13 (SB)	W, 34-31
24 yards	Wes Welker from Tom Brady	at New England	1/20/13 (AFC)	W, 28-13
24 yards	Wes Welker from Tom Brady	at New England	1/20/13 (AFC)	W, 28-13
24 yards	Vick Ballard from Andrew Luck	vs. Indianapolis	1/6/13 (WC)	W, 24-9
24 yards	Isaac Redman run	vs. Pittsburgh	12/2/12	L, 20-23
24 yards	Marcel Reece from Carson Palmer	vs. Oakland	11/11/12	W, 55-20
24 yards	Brent Celek from Michael Vick	at Philadelphia	9/16/12	L, 23-24
24 yards	Brent Celek from Michael Vick	at Philadelphia	9/16/12	L, 23-24
23 yards	Pierre Garcon from Robert Griffin III	at Washington	12/9/12	L, 28-31 OT
23 yards	Heath Miller from Charlie Batch	vs. Pittsburgh	12/2/12	L, 20-23
23 yards	Greg Little from Brandon Weeden	vs. Cleveland	11/4/12	W, 25-15
23t yards	Jeremy Maclin from Michael Vick	at Philadelphia	9/16/12	L, 23-24
23 yards	Brent Celek from Michael Vick	at Philadelphia	9/16/12	L, 23-24
22 yards	Dwayne Allen from Andrew Luck	vs. Indianapolis	1/6/13 (WC)	W, 24-9
22 yards	Pierre Garcon from Robert Griffin III	at Washington	12/9/12	L, 28-31 OT
22t yards	Felix Jones run	vs. Dallas	10/14/12	W, 31-29
22 yards	Jordan Norwood from Brandon Weeden	vs. Cleveland	9/27/12	W, 23-16
22 yards	Greg Little from Brandon Weeden	vs. Cleveland	9/27/12	W, 23-16
22 yards	Brandon Lloyd from Tom Brady	vs. New England	9/23/12	W, 31-30
22 yards	Clay Harbor from Michael Vick	at Philadelphia	9/16/12	L, 23-24
21 yards	Frank Gore run	at San Francisco	2/3/13 (SB)	W, 34-31
21 yards	Jacob Tamme from Peyton Manning	at Denver	1/12/13 (D)	W, 38-35 2OT
21 yards	Joshua Morgan from Robert Griffin III	at Washington	12/9/12	L, 28-31 OT

OPPONENT LONGEST PLAYS FROM SCRIMMAGE

<u>Length</u>	<u>Player</u>	<u>Opponent</u>	<u>Date</u>	<u>Outcome</u>
21t yards	Malcom Floyd from Philip Rivers	at San Diego	11/25/12	W, 16-13 OT
21 yards	Brandon Myers from Carson Palmer	vs. Oakland	11/11/12	W, 55-20
21 yards	Brent Celek from Michael Vick	at Philadelphia	9/16/12	L, 23-24
20 yards	Reggie Wayne from Andrew Luck	vs. Indianapolis	1/6/13 (WC)	W, 24-9
20 yards	Reggie Wayne from Andrew Luck	vs. Indianapolis	1/6/13 (WC)	W, 24-9
20 yards	Knowshon Moreno run	vs. Denver	12/16/12	L, 17-34
20 yards	David Ausberry from Carson Palmer	vs. Oakland	11/11/12	W, 55-20
20 yards	Garrett Graham from Matt Schaub	at Houston	10/21/12	L, 13-43
20 yards	Dwayne Bowe from Brady Quinn	at Kansas City	10/7/12	W, 9-6
20 yards	Trent Richardson from Brandon Weeden	vs. Cleveland	9/27/12	W, 23-16
20 yards	LeSean McCoy run	at Philadelphia	9/16/12	L, 23-24

TEAM SUPERLATIVES

SCORING

MOST POINTS

Ravens: 55 vs. Oak. 11/11*
Opponents: 43 at Hou. 10/21

MOST POINTS IN A QUARTER

Ravens: 21 vs. Oak. 11/11 (3rd)
Opponents: 20 at Hou. 10/21 (2nd)

MOST POINTS IN A HALF

Ravens: 28 vs. Oak. 11/11
Opponents: 29 at Hou. 10/21

FEWEST POINTS

Ravens: 9 at KC 10/7
Opponents: 6 at KC 10/7

FIRST DOWNS

MOST FIRST DOWNS

Ravens: 28 vs. NE 9/23
Opponents: 33 vs. NE 9/23

FEWEST FIRST DOWNS

Ravens: 12, 3 times, last vs. Den. 12/16
Opponents: 9 at Cin. 12/30

YARDAGE

MOST TOTAL NET YARDAGE

Ravens: 533 vs. NYG 12/23
Opponents: 486 at Phi. 9/16

LEAST TOTAL NET YARDAGE

Ravens: 176 at Hou. 10/21
Opponents: 186 vs. NYG 12/23

RUSHING

MOST NET RUSHING YARDAGE

Ravens: 224 vs. NYG 12/23
Opponents: 227 vs. Dal. 10/14*

FEWEST NET RUSHING YARDS

Ravens: 47 at Pit. 11/18
Opponents: 43 vs. Cle. 9/27

MOST RUSHING ATTEMPTS

Ravens: 46 at Cin. 12/30
Opponents: 50 at KC 10/7

FEWEST RUSHING ATTEMPTS

Ravens: 12 at Hou. 10/21**
Opponents: 14 vs. NYG 12/23

HIGHEST AVERAGE GAIN PER RUSH

Ravens: 5.5 at KC 10/7
Opponents: 6.3 at SF 2/3/13 (SB)

*Ravens record

**Ties Ravens record

PASSING

MOST NET PASSING YARDAGE

Ravens: 382 vs. NE 9/23
Opponents: 371 at Phi. 9/16

FEWEST NET YARDS PASSING

Ravens: 121 at Hou. 10/21
Opponents: 124 at KC 10/7

MOST PASS ATTEMPTS

Ravens: 51 at SD 11/25
Opponents: 54, 2 times, last at NE 1/20/13 (AFC)

FEWEST PASS ATTEMPTS

Ravens: 21 at Was. 12/9
Opponents: 18 at KC 10/7

SACKS

MOST TIMES SACKED

Ravens: 5 at SD 11/25
Opponents: 6 at SD 11/25

FEWEST TIMES SACKED

Ravens: 0, 3 times, last vs. NYG 12/23
Opponents: 0, 2 times, last at NE 1/20/13 (AFC)

FUMBLES

MOST FUMBLES

Ravens: 2, 4 times, last at SF 2/3/13 (SB)
Opponents: 3, 3 times, last at Was. 12/9

MOST FUMBLES LOST

Ravens: 2 vs. Ind. 1/6/13 (WC)
Opponents: 2, 4 times, last at Pit. 11/18

INTERCEPTIONS, PUNTS, ATTENDANCE

MOST INTERCEPTIONS BY DEFENSE

Ravens: 2, 6 times, last at NE 1/20/13 (AFC)
Opponents: 2 at Hou. 10/21

MOST PUNTS

Ravens: 8, 3 times, last at Den. 1/12/13 – 2OT (D)
Opponents: 9 at SD 11/25

HIGHEST ATTENDANCE

Ravens: 71,470 vs. NYG 12/23
Opponents: 81,178 at Was. 12/9

TURNOVERS

MOST TURNOVERS LOST BY

Ravens: 2, 6 times, last vs. Ind. 1/6/13 (WC)
Opponents: 4, 2 times, last at KC 10/7

INDIVIDUAL SUPERLATIVES

SCORING

MOST KICKING POINTS

Ravens: 15 Justin Tucker vs. NYG 12/23
Opponents: 12 Stephen Gostkowski vs. NE 9/23

MOST NON-KICKING POINTS

Ravens: 12 8 times, last by Jacoby Jones at SF 2/3/13 (SB)
Opponents: 12 3 times, last by Trindon Holliday at Den. 1/12/13 – 2OT (D)

MOST FGs

Ravens: 4 Justin Tucker vs. NYG 12/23
Opponents: 5 Phil Dawson at Cle. 11/4

LONGEST FG

Ravens: 56 Justin Tucker at Phi. 9/16
Opponents: 52 2 times, last by Adam Vinatieri vs. Ind. 1/6/13 (WC)

LONGEST FG ATTEMPT

Ravens: 56 Justin Tucker at Phi. 9/16
Opponents: 52 3 times, last by Matt Prater at Den. 1/12/13 – 2OT (D)

MOST TOUCHDOWNS

Ravens: 2 8 times, last by Jacoby Jones at SF 2/3/13 (SB)
Opponents: 2 3 times, last by Trindon Holliday at Den. 1/12/13 – 2OT (D)

RUSHING

MOST RUSHING ATTEMPTS

Ravens: 30 Ray Rice at Den. 1/12/13 – 2OT (D)
Opponents: 30 Jamaal Charles at KC 10/7

MOST YARDS RUSHING

Ravens: 131 Ray Rice at Den. 1/12/13 – 2OT (D)
Opponents: 140 Jamaal Charles at KC 10/7

LONGEST RUSH FROM SCRIMMAGE

Ravens: 78 Bernard Pierce vs. NYG 12/23
Opponents: 33 Frank Gore at SF 2/3/13 (SB)

LONGEST TD RUSH

Ravens: 34 Ray Rice vs. Pit. 12/2
Opponents: 31 Byron Leftwich at Pit. 11/18

MOST TDs RUSHING

Ravens: 2 2 times, last by Ray Rice vs. Dal. 10/14
Opponents: 2 Arian Foster at Hou. 10/21

HIGHEST RUSHING AVG. (min. 7 carries)

Ravens: 8.8 Bernard Pierce vs. NYG 12/23
Opponents: 8.9 Colin Kaepernick at SF 2/3/13 (SB)

RECEIVING

MOST RECEPTIONS

Ravens: 9 Anquan Boldin vs. Cle. 9/27
Opponents: 13 Dez Bryant vs. Dal. 10/14

MOST YARDS RECEIVING

Ravens: 145 Anquan Boldin vs. Ind. 1/6/13 (WC)
Opponents: 157 Brent Celek at Phi. 9/16

LONGEST RECEPTION

Ravens: 70t Jacoby Jones at Den. 1/12/13 – 2OT (D)
Opponents: 59 Wes Welker vs. NE 9/23

MOST TDs RECEIVING

Ravens: 2 6 times, last by Anquan Boldin at NE 1/21/13 (AFC)
Opponents: 2 Dez Bryant vs. Dal. 10/14

LONGEST TD RECEPTION

Ravens: 70 Jacoby Jones at Den. 1/12/13 – 2OT (D)
Opponents: 51 Eric Decker vs. Den. 12/16

PASSING

MOST PASSES ATTEMPTED

Ravens: 51 Joe Flacco at SD 11/25
Opponents: 54 2 times, last by Tom Brady at NE 1/20/13 (AFC)

MOST COMPLETIONS

Ravens: 30 Joe Flacco at SD 11/25
Opponents: 29 2 times, last by Tom Brady at NE 1/20/13 (AFC)

HIGHEST COMPLETION PERCENTAGE (min. 20 attempts)

Ravens: 76.2 Joe Flacco at Was. 12/9 (21 attempts)
Opponents: 71.9 Michael Vick at Phi. 9/16 (32 attempts)

MOST YARDS PASSING

Ravens: 382 Joe Flacco vs. NE 9/23
Opponents: 371 Michael Vick at Phi. 9/16

MOST TDs PASSING

Ravens: 3 6 times, last by Joe Flacco at SF 2/3/13 (SB)
Opponents: 3 Peyton Manning at Den. 1/12/13 – 2OT (D)

MOST HAD INTERCEPTED

Ravens: 2 Joe Flacco at Hou. 10/21
Opponents: 2 4 times, last by Tom Brady at NE 1/20/13 (AFC)

INDIVIDUAL SUPERLATIVES

INTERCEPTIONS BY DEFENSE

MOST INTERCEPTIONS

Ravens: 2 *Corey Graham at Den. 1/12/13 – 2OT (D)*
Opponents: 1 11 times, last by Carlos Dunlap at Cin. 12/30

LONGEST INT. RETURN

Ravens: 63t Cary Williams vs. Cle. 9/27
Opponents: 98t Chris Harris vs. Den. 12/16

LONGEST INT. RETURN FOR A TD

Ravens: 63 Cary Williams vs. Cle. 9/27
Opponents: 98 Chris Harris vs. Den. 12/16

KICKOFF & PUNT RETURNS

LONGEST KICKOFF RETURN

Ravens: 108t 2 times, last by Jacoby Jones at SF 2/3/13 (SB)*
Opponents: 104t Trindon Holliday at Den. 1/12/13 – 2OT (D)

LONGEST PUNT RETURN

Ravens: 63t Jacoby Jones at Pit. 11/18
Opponents: 90t Trindon Holliday at Den. 1/12/13 – 2OT (D)

PUNTING

LONGEST PUNT

Ravens: 60 2 times, last by Sam Koch vs. Ind. 1/6/13 (WC)
Opponents: 63 Mike Scifres at SD 11/25

MOST PUNTS INSIDE 20

Ravens: 6 Sam Koch at Den. 1/12/13 – 2OT (D)
Opponents: 4 4 times, last by Zoltan Mesko at NE 1/20/13 (AFC)

TACKLES, SACKS & FUMBLE RETURNS

MOST TACKLES

Ravens: 17 Ray Lewis at Den. 1/12/13 – 2OT (D)
Opponents: 18 Vontaze Burfict at Cin. 12/30

MOST SACKS

Ravens: 2.5 Paul Kruger vs. Ind. 1/6/13 (WC)
Opponents: 2 7 times, last by Rob Ninkovich at NE 1/20/13 (AFC)

LONGEST OWN FUMBLE RETURN

Ravens: 12 Omar Brown vs. Den. 12/16
Opponents: -3 Tom Brady vs. NE 9/23

LONGEST OPPONENTS' FUMBLE RETURN

Ravens: 17 Ed Reed at Pit. 11/18
Opponents: 0 Cullen Jenkins at Phi. 9/16

TURNOVER TABLE

MATCHUP		FORCED TURNOVERS			TURNOVERS CONVERTED					OUTCOME	
Date	Game	Fum	INTs	Total	TD	FG	Pts.	Pts. Pct.	TD Pct.	Net Diff.	Result
9/10	RAVENS	1	1	2	2	0	14	100.0	100.0	+2	W
	Bengals	0	0	0	0	0	0	0.0	0.0	-2	L
9/16	Ravens	2	2	4	1	1	10	50.0	25.0	+2	L
	EAGLES	1	1	2	2	0	14	100.0	100.0	-2	W
9/23	RAVENS	0	0	0	0	0	0	0.0	0.0	-1	W
	Patriots	0	1	1	1	0	7	100.0	100.0	+1	L
9/27	RAVENS	1	1	2	1	0	7	50.0	50.0	+1	W
	Browns	0	1	1	0	0	0	0.0	0.0	-1	L
10/7	Ravens	2	2	4	0	3	9	75.0	0.0	+2	W
	CHIEFS	1	1	2	0	0	0	0.0	0.0	-2	L
10/14	RAVENS	0	1	1	1	0	7	100.0	100.0	+1	W
	Cowboys	0	0	0	0	0	0	0.0	0.0	-1	L
10/21	Ravens	0	0	0	0	0	0	0.0	0.0	-2	L
	TEXANS	0	2	2	1	1	10	100.0	50.0	+2	W
11/4	Ravens	0	2	2	0	0	0	0.0	0.0	+2	W
	BROWNS	0	0	0	0	0	0	0.0	0.0	-2	L
11/11	RAVENS	2	1	3	1	1	10	66.7	33.3	+2	W
	Raiders	0	1	1	0	1	3	100.0	0.0	-2	L
11/18	Ravens	2	1	3	0	2	6	66.7	0.0	+3	W
	STEELERS	0	0	0	0	0	0	0.0	0.0	-3	L
11/25	Ravens	0	0	0	0	0	0	0.0	0.0	E	W
	CHARGERS	0	0	0	0	0	0	0.0	0.0	E	L
12/2	RAVENS	1	2	3	2	0	14	66.7	66.7	+1	L
	Steelers	1	1	2	1	0	7	50.0	50.0	-1	W
12/9	Ravens	1	0	1	1	0	7	100.0	100.0	-1	L
	REDSKINS	1	1	2	0	2	6	100.0	0.0	+1	W
12/16	RAVENS	0	0	0	0	0	0	0.0	0.0	-2	L
	Broncos	1	1	2	1	1	10	100.0	50.0	+2	W
12/23	RAVENS	0	0	0	0	0	0	0.0	0.0	E	W
	Giants	0	0	0	0	0	0	0.0	0.0	E	L
12/30	Ravens	0	0	0	0	0	0	0.0	0.0	-1	L
	BENGALS	0	1	1	1	0	7	100.0	100.0	+1	W
Regular Season Totals											
	RAVENS	12	13	25	9	7	84	64.0	36.0	+9	10-6
	Opponents	5	11	16	7	5	64	75.0	43.8	-9	6-10
Postseason											
1/6/13	RAVENS	1	1	2	0	0	0	0.0	0.0	E	W
	Colts	2	0	2	0	0	0	0.0	0.0	E	L
1/12/13	Ravens	1	2	3	2	1	17	100.0	66.7	+2	W
	BRONCOS	1	0	1	0	0	0	0.0	0.0	-2	L
1/20/13	Ravens	1	2	3	1	0	7	33.3	33.3	+3	W
	PATRIOTS	0	0	0	0	0	0	0.0	0.0	-3	L
2/3/13	Ravens	1	1	2	1	0	7	50.0	50.0	+1	W
	49ERS	1	0	1	0	1	3	100.0	0.0	-1	L
Postseason Totals											
	RAVENS	4	6	10	4	1	31	50.0	40.0	+6	4-0
	Opponents	4	0	4	0	1	3	25.0	0.0	-6	0-4

RED ZONE EFFICIENCY

RAVENS RED ZONE STATS

Date	Opp.	Inside 20	Scores	TDs	FGs	TD Pct.	In 20 Pts.	Total Pts.
9/10	vs. Cin.	3	3	3	0	100.0	21	44
9/16	at Phi.	2	2	1	1	50.0	10	23
9/23	vs. NE	3	3	2	1	66.7	17	31
9/27	vs. Cle.	4	2	2	0	50.0	14	23
10/7	at KC	3	3	0	3	0.0	9	9
10/14	vs. Dal.	4	4	3	1	75.0	24	31
10/21	at Hou.	2	2	1	1	50.0	10	13
11/4	at Cle.	3	3	3	0	100.0	22	25
11/11	vs. Oak.	5	5	4	1	80.0	31	55
11/18	at Pit.	2	1	0	1	0.0	3	13
11/25	at SD	3	2	1	1	33.3	10	16
12/2	vs. Pit.	1	1	0	1	0.0	3	20
12/9	at Was.	4	3	3	0	75.0	21	28
12/16	vs. Den.	2	1	1	0	50.0	7	17
12/23	vs. NYG	6	6	2	4	33.3	26	33
12/30	at Cin.	2	2	2	0	100.0	14	17
Regular Season Totals		49	43	28	15	57.1	242	398
Postseason								
1/6/13	vs. Ind.	5	4	3	1	60.0	24	24
1/12/13	at Den.	1	1	1	0	100.0	7	38
1/20/13	at NE	4	4	4	0	100.0	28	28
2/3/13	at SF	4	3	2	1	50.0	17	34
Postseason Totals		14	12	10	2	71.4	76	124

OPPONENTS RED ZONE STATS

Date	Opp.	Inside 20	Scores	TDs	FGs	TD Pct.	In 20 Pts.	Total Pts.
9/10	vs. Cin.	3	3	1	2	33.3	13	13
9/16	at Phi.	5	3	2	1	40.0	17	24
9/23	vs. NE	5	5	3	2	60.0	27	30
9/27	vs. Cle.	2	1	1	0	50.0	7	16
10/7	at KC	3	2	0	2	0.0	6	6
10/14	vs. Dal.	5	5	3	2	60.0	26	29
10/21	at Hou.	5	5	3	2	60.0	27	43
11/4	at Cle.	5	5	0	5	0.0	15	15
11/11	vs. Oak.	3	2	0	2	0.0	6	20
11/18	at Pit.	1	1	0	1	0.0	3	10
11/25	at SD	1	1	0	1	0.0	3	13
12/2	vs. Pit.	3	3	2	1	66.7	17	23
12/9	at Was.	4	4	3	1	75.0	25	31
12/16	vs. Den.	4	4	2	2	50.0	20	34
12/23	vs. NYG	2	2	2	0	100.0	14	14
12/30	at Cin.	2	2	1	1	50.0	10	23
Regular Season Totals		53	48	23	25	43.4	236	344
Postseason								
1/6/13	vs. Ind.	3	1	0	1	0.0	3	9
1/12/13	at Den.	3	3	3	0	100.0	21	35
1/20/13	at NE	4	3	1	2	25.0	13	13
2/3/13	at SF	6	5	2	3	33.3	22	31
Postseason Totals		16	12	6	6	37.5	59	88

RAVENS **FIRST DOWNS**

REGULAR SEASON

314 Total: 98 rushing; 182 passing; 34 penalty

POSTSEASON

85 Total: 25 rushing; 53 passing; 7 penalty

Player	Total	Rush	Pass	3rd Down Conversion	4th Down Conversion
Ray Rice	73 (16)	51 (12)	22 (4)	16 (5)	2
Anquan Boldin	45 (19)	0	45 (19)	16 (8)	0
Torrey Smith	39 (9)	1	38 (9)	9 (1)	0
Dennis Pitta	29 (10)	0	29 (10)	11 (2)	0
Bernard Pierce	25 (11)	21 (10)	4 (1)	4 (5)	1
Jacoby Jones	16 (3)	0	16 (3)	6 (3)	0
Joe Flacco	11 (1)	11 (1)	0	7	1
Ed Dickson	10 (5)	0	10 (5)	4	0
Vonta Leach	10 (4)	3 (2)	7 (2)	1 (1)	0
Tandon Doss	6	0	6	2	0
Anthony Allen	5	4	1	1	0
Tyrod Taylor	5	5	0	2	0
Sam Koch	2	2	0	0	2
David Reed	2	0	2	0	0
Deonte Thompson	2	0	2	1	0
Totals	280 (78)	98 (25)	182 (53)	80 (25)	6

(Postseason First Downs In Parenthesis)

COMPLETIONS BY DISTANCE

Date	Opp.	QB	Loss	0-9	10-19	20-29	30-39	40-49	50+
9/10	vs. Cin.	Flacco	0	8	8 (1)	3	1 (1)	0	1
		Taylor	0	1	0	1	0	0	0
9/16	at Phi.	Flacco	1	13	4	2 (1)	1	1	0
9/23	vs. NE	Flacco	0	13 (1)	6	6 (2)	2	1	0
9/27	vs. Cle.	Flacco	1	12	10 (1)	3	2	0	0
10/7	at KC	Flacco	0	5	6	1	0	1	0
10/14	vs. Dal.	Flacco	0	9	4 (1)	2	1	1	0
10/21	at Hou.	Flacco	2	15	4 (1)	0	0	0	0
11/4	at Cle.	Flacco	1	9	2 (1)	3	0	0	0
11/11	vs. Oak.	Flacco	3	5 (1)	7	3 (1)	0	3 (1)	0
		Taylor	0	0	0	0	0	0	0
11/18	at Pit.	Flacco	1	14	3	1	1	0	0
11/25	at SD	Flacco	0	17 (1)	7	4	1	0	1
12/2	vs. Pit.	Flacco	0	7	7	1 (1)	1	0	0
12/9	at Was.	Flacco	0	9	4 (2)	2	1 (1)	0	0
12/16	vs. Den.	Flacco	2	9	6	0	1 (1)	1	1 (1)
12/23	vs. NYG	Flacco	2	13 (1)	5	2 (1)	2	1	0
		Taylor	0	0	0	0	0	0	0
12/30	at Cin.	Flacco	0	3	0	1	0	0	0
		Taylor	0	8	6	1	0	0	0
Regular Season									
Totals		Flacco	13	161 (4)	83 (7)	34 (6)	14 (3)	9 (1)	3 (1)
		Taylor	0	9	6	2	0	0	0
2012 Team Totals			13	170 (4)	89 (7)	36 (6)	14 (3)	9 (1)	3 (1)
Postseason									
1/6/13	vs. Ind.	Flacco	0	3	2 (1)	4 (1)	0	2	1
1/12/13	at Den.	Flacco	0	6	8	1	1 (1)	0	2 (2)
1/20/13	at NE	Flacco	1	9 (2)	7 (1)	4	0	0	0
2/3/13	at SF	Flacco	1	12 (1)	4 (1)	2	2	0	1 (1)
Totals		Flacco	2	30 (3)	21 (3)	11 (1)	3 (1)	2	4 (3)
2012 Team Totals			2	30 (3)	21 (3)	11 (1)	3 (1)	2	4 (3)

(Touchdowns in parenthesis)

THE LAST TIME IT HAPPENED – OFFENSIVE TOTALS

Won in Overtime

Ravens: **1/12/13 (Div.) at Denver (W, 38-35, 2OT) (Tucker 47-yard FG)**
11/25/12 at San Diego (W, 16-13 OT) (Tucker 38-yard FG)
Opponent: 12/9/12 at Washington (L, 28-31 OT) (Forbath 34-yard FG)

Won by Scoring in the Last Two Minutes of Regulation

Ravens: 9/23/12 vs. New England (W, 31-30) (Tucker 27-yard field goal with 0:00 remaining)
Opponent: 12/2/12 vs. Pittsburgh (L, 20-23) (Suisham 42-yard field goal with 0:00 remaining)
9/16/12 at Philadelphia (L, 23-24) (Vick 1-yard run with 1:55 remaining)

Tied Game by Scoring in the Last Two Minutes of Regulation

Ravens: **1/12/13 (Div.) at Denver (W, 38-35, 2OT) (Tied game with 0:31 remaining)**
11/25/12 at San Diego (W, 16-13 OT) (Tied game with 0:00 remaining)
Opponent: 12/9/12 at Washington (L, 28-31 OT) (Tied game with 0:29 remaining)
12/13/10 at Houston (W, 34-28 OT) (Tied game with 0:21 remaining)

Shutout

Ravens: 11/16/09 at Cleveland (W, 16-0)
Opponent: 9/15/02 at Tampa Bay (L, 0-25)

Won by 20-or-More Points

Ravens: 11/11/12 vs. Oakland (W, 55-20)
9/10/12 vs. Cincinnati (W, 44-13)
Opponent: 10/21/12 at Houston (L, 13-43)

Held a 28-or-More Point Lead

Ravens: 11/11/12 vs. Oakland (W, 55-20) (led 48-17 in 3rd quarter and 35 at conclusion of game)
9/10/12 vs. Cincinnati (W, 44-13) (led 41-13 in 4th quarter and 31 at conclusion of game)
Opponent: 12/16/12 vs. Denver (L, 17-34) (led 31-3 in third quarter)
10/21/12 at Houston (L, 13-43) (30 at conclusion of game)

Held a 21-or-More Point Lead

Ravens: **2/3/13 (SB) at San Francisco (W, 34-31) (led 28-6 in 3rd quarter)**
12/23/12 vs. N.Y. Giants (W, 33-14) (led 30-7 in 4th quarter)
11/11/12 vs. Oakland (W, 55-20) (led 41-17 in 3rd quarter and 35 at conclusion of game)
9/10/12 vs. Cincinnati (W, 44-13) (led 34-13 in 3rd quarter and 31 at conclusion of game)
Opponent: 12/16/12 vs. Denver (L, 17-34) (led 24-3 in third quarter)
10/21/12 at Houston (L, 13-43) (led 26-3 in 2nd quarter and 30 at conclusion of game)

Scored 40-or-More Points

Ravens: 11/11/12 vs. Oakland (W, 55-20)
9/10/12 vs. Cincinnati (W, 44-13)
Opponent: 10/21/12 at Houston (L, 13-43)

Scored 20-or-More Points in a Half

Ravens: **2/3/13 (SB) at San Francisco (W, 34-31) (21 points, 1st half)**
1/20/13 (AFC) at New England (W, 28-13) (21 points, 2nd half)
1/12/13 (Div.) at Denver (W, 38-35, 2OT) (21 points, 1st half)
12/23/12 vs. N.Y. Giants (W, 33-14) (24 points, 1st half)
12/9/12 at Washington (L, 28-31 OT) (21 points, 1st half)
11/11/12 vs. Oakland (W, 55-20) (27 points, 1st half and 28 points, 2nd half)
9/10/12 vs. Cincinnati (W, 44-13) (27 points, 2nd half)
Opponent: **2/3/13 (SB) at San Francisco (W, 34-31) (25 points, 2nd half)**
1/12/13 (Div.) at Denver (W, 38-35, 2OT) (21 points, 1st half)
10/21/12 at Houston (L, 13-43) (29 points, 1st half)
9/23/12 vs. New England (W, 31-30) (20 points, 1st half)

Bold/Italics Denotes Playoff Game

THE LAST TIME IT HAPPENED – OFFENSIVE TOTALS

Held Opponent Without a Touchdown

Ravens: **1/6/13 (WC)** vs. **Indianapolis (W, 24-9) (3 FGs)**
11/4/12 at Cleveland (W, 25-15) (5 FGs)
10/7/12 at Kansas City (W, 9-6) (2 FGs)
Opponent: 10/7/12 at Kansas City (W, 9-6) (3 FGs)

Touchdowns Scored by Offense and Defense

Ravens: **1/12/13 (Div.)** at **Denver (W, 38-35, 2OT) (4 offense, 1 defense)**
9/27/12 vs. Cleveland (W, 23-16) (2 offense, 1 defense)
9/10/12 vs. Cincinnati (W, 44-13) (4 offense, 1 defense)
Opponent: 12/30/12 at Cincinnati (L, 17-23) (1 offense, 1 defense)
12/16/12 vs. Denver (L, 17-34) (3 offense, 1 defense)
10/21/12 at Houston (L, 13-43) (4 offense, 1 defense)

Touchdowns Scored by Offense, Defense and Special Teams

Ravens: 12/13/10 at Houston (W, 34-28 OT) (3 offense, 1 defense, 1 special teams)
Opponent: 11/1/98 vs. Jacksonville (L, 19-45) (4 offense, 1 defense, 1 special teams)

Safety Scored

Ravens: 11/23/08 Jameel McClain, blocked punt out of end zone vs. Philadelphia (W, 36-7)
Opponent: **2/3/13 (SB)** **Chris Culliver, forced Sam Koch out of the end zone at San Francisco (W, 34-31)**
10/21/12 Connor Barwin, sacked Joe Flacco in end zone at Houston (L, 13-43)

Successful 2-Point Conversion

Ravens: 11/4/12 Anquan Boldin pass from Joe Flacco at Cleveland (W, 25-15)
Opponent: 12/9/12 Kirk Cousins rush at Washington (L, 28-31 OT)

Failed 2-Point Conversion Attempt

Ravens: 12/23/07 Troy Smith pass attempt to Devard Darling failed at Seattle (L, 6-27)
Opponent: **2/3/13 (SB)** **Colin Kaepernick pass attempt to Randy Moss failed at San Francisco (W, 34-31)**
10/14/12 Tony Romo pass attempt to Dez Bryant failed vs. Dallas (W, 31-29)

No Turnovers

Ravens: **1/20/13 (AFC)** at **New England (W, 28-13)**
12/23/12 vs. N.Y. Giants (W, 33-14)
11/25/12 at San Diego (W, 16-13 OT)
11/18/12 at Pittsburgh (W, 13-10)
11/4/12 at Cleveland (W, 25-15)
10/14/12 vs. Dallas (W, 31-29)
9/10/12 vs. Cincinnati (W, 44-13)
Opponent: 12/30/12 at Cincinnati (L, 17-23)
12/23/12 vs. N.Y. Giants (W, 33-14)
12/16/12 vs. Denver (L, 17-34)
11/25/12 at San Diego (W, 16-13 OT)
10/21/12 at Houston (L, 13-43)
9/23/12 vs. New England (W, 31-30)

Touchdown Drive of 10-or-More Plays (2012 Totals: Ravens, 13; Opponents, 14)

Ravens: **2/3/13 (SB)** **10 plays, 75 yards in 4:43 at San Francisco (W, 34-31)**
12/30/12 11 plays, 81 yards in 4:34 at Cincinnati (L, 17-23)
Opponent: **1/20/13 (AFC)** **11 plays, 79 yards in 5:10 at New England (W, 28-13)**
12/23/12 11 plays, 80 yards in 4:07 vs. N.Y. Giants (W, 33-14)

Touchdown Drive of 15-or-More Plays

Ravens: 11/24/11 16 plays, 76 yards in 7:34 vs. San Francisco (W, 16-6)
Opponent: 10/14/12 18 plays, 80 yards in 4:09 vs. Dallas (W, 31-29)

Bold/Italics Denotes Playoff Game

THE LAST TIME IT HAPPENED – OFFENSIVE TOTALS

Touchdown Drive of 80-or-More Yards (2012 Totals: Ravens, 20; Opponents, 20)

Ravens: **1/20/13 (AFC)** 10 plays, 87 yards in 3:49 at New England (W, 28-13)
1/20/13 (AFC) 13 plays, 90 yards in 5:51 at New England (W, 28-13)
12/30/12 11 plays, 81 yards in 4:34 at Cincinnati (L, 17-23)
12/30/12 7 plays, 80 yards in 3:35 at Cincinnati (L, 17-23)
Opponent: **2/3/13 (SB)** 7 plays, 80 yards in 3:06 at San Francisco (W, 34-31)
12/23/12 11 plays, 80 yards in 4:07 vs. N.Y. Giants (W, 33-14)

Touchdown Drive of 90-or-More Yards

Ravens: **1/20/13 (AFC)** 13 plays, 90 yards in 5:51 at New England (W, 28-13)
9/23/12 10 plays, 92 yards in 4:49 vs. New England (W, 31-30)
9/23/12 8 plays, 92 yards in 3:28 vs. New England (W, 31-30)
Opponent: 9/27/12 11 plays, 94 yards in 4:52 vs. Cleveland (W, 23-16)

Touchdown Drive of 7-or-More Minutes

Ravens: 11/24/11 16 plays, 76 yards in 7:34 vs. San Francisco (W, 16-6)
Opponent: 10/21/12 12 plays, 80 yards in 7:40 at Houston (L, 13-43)
10/14/12 14 plays, 80 yards in 8:05 vs. Dallas (W, 31-29)

Touchdown Drive of 8-or-More Minutes

Ravens: 10/16/11 16 plays, 97 yards in 8:47 vs. Houston (W, 29-14)
Opponent: 10/14/12 14 plays, 80 yards in 8:05 vs. Dallas (W, 31-29)

500-or-More Total Net Yards of Offense

Ravens: 12/23/12 533 vs. N.Y. Giants (W, 33-14)
9/23/12 503 vs. New England (W, 31-30)
Opponent: 10/24/10 514 vs. Buffalo (W, 37-34 OT)

400-or-More Total Net Yards of Offense

Ravens: **1/12/13 (Div.)** 479 at Denver (W, 38-35, 2OT)
1/6/13 (WC) 439 vs. Indianapolis (W, 24-9)
12/23/12 533 vs. N.Y. Giants (W, 33-14)
11/25/12 443 at San Diego (W, 16-13 OT)
11/11/12 419 vs. Oakland (W, 55-20)
9/27/12 438 vs. Cleveland (W, 23-16)
9/23/12 503 vs. New England (W, 31-30)
9/10/12 430 vs. Cincinnati (W, 44-13)
Opponent: **2/3/13 (SB)** 468 at San Francisco (W, 34-31)
1/20/13 (AFC) 428 at New England (W, 28-13)
1/6/13 (WC) 419 vs. Indianapolis (W, 24-9)
12/9/12 420 at Washington (L, 28-31 OT)
11/11/12 422 vs. Oakland (W, 55-20)
10/21/12 420 at Houston (L, 13-43)
10/14/12 481 vs. Dallas (W, 31-29)
9/16/12 486 at Philadelphia (L, 23-24)

300-or-More Net Yards Rushing by Team

Ravens: 12/13/09 308 vs. Detroit (W, 48-3)
Opponent: Has never happened

200-or-More Net Yards Rushing by Team

Ravens: 12/30/12 206 at Cincinnati (L, 17-23)
12/23/12 224 vs. N.Y. Giants (W, 33-14)
Opponent: 10/14/12 227 vs. Dallas (W, 31-29)
10/7/12 214 at Kansas City (W, 9-6)

Bold/Italics Denotes Playoff Game

THE LAST TIME IT HAPPENED – OFFENSIVE TOTALS

Individual 200-Yard Rushing Game

Ravens: 12/4/11 Ray Rice, 204 at Cleveland (W, 24-10)
Opponent: Has never happened

Individual 150-Yard Rushing Game

Ravens: 1/1/12 Ray Rice, 191 at Cincinnati (W, 24-16)
Opponent: 12/4/05 Domanick (Davis) Williams, 155 vs. Houston (W, 16-15)

Individual 100-Yard Rushing Game

Ravens: **1/12/13 (Div.) Ray Rice, 131 at Denver (W, 38-35, 2OT)**
1/6/13 (WC) Bernard Pierce, 103 vs. Indianapolis (W, 24-9)
12/23/12 Ray Rice, 107 vs. N.Y. Giants (W, 33-14)
12/23/12 Bernard Pierce, 123 vs. N.Y. Giants (W, 33-14)
12/9/12 Ray Rice, 121 at Washington (L, 28-31 OT)
10/7/12 Ray Rice, 102 at Kansas City (W, 9-6)
9/23/12 Ray Rice, 101 vs. New England (W, 31-30)
Opponent: **2/3/13 (SB) Frank Gore, 110 at San Francisco (W, 34-31)**
12/16/12 Knowshon Moreno, 118 vs. Denver (L, 17-34)
12/9/12 Alfred Morris, 122 at Washington (L, 28-31 OT)
11/4/12 Trent Richardson, 105 at Cleveland (W, 25-15)
10/7/12 Jamaal Charles, 140 at Kansas City (W, 9-6)

Two 100-Yard Rushers in the Same Game

Ravens: 12/23/12 Bernard Pierce, 123 & Ray Rice, 107 vs. N.Y. Giants (W, 33-14)
Opponent: Has never happened

Consecutive 100-Yard Rushing Games

Ravens: **1/6-1/12/13 Bernard Pierce, 103 vs. Indianapolis (WC) (W, 24-9) & Ray Rice, 131 at Denver (Div.) (W, 38-35, 2OT)**
12/4-12/11/11 Ray Rice, 204 at Cleveland (W, 24-10) & Ray Rice, 103 vs. Indianapolis (W, 24-10)
Opponents: 12/9-12/16/12 Alfred Morris, 129 at Washington (L, 28-31) & Knowshon Moreno, 118 vs. Denver (L, 17-34)

Combined 200 Yards Rushing by Two Players

Ravens: 12/23/12 230 – Bernard Pierce, 123 & Ray Rice, 107 vs. N.Y. Giants (W, 33-14)
Opponents: 10/5/97 215 – Jerome Bettis, 137 & Kordell Stewart, 78 vs. Pittsburgh (L, 34-42)

Individual with 30-or-More Carries

Ravens: **1/12/13 (Div.) Ray Rice, 30 at Denver (W, 38-35, 2OT)**
12/19/10 Ray Rice, 31 vs. New Orleans (W, 30-24)
Opponents: 10/7/12 Jamaal Charles, 30 at Kansas City (W, 9-6)

Rushing Play of 80-or-More Yards

Ravens: 12/20/08 Le’Ron McClain, 82t yards at Dallas (W, 33-24)
Opponent: Has never happened

Rushing Play of 60-or-More Yards

Ravens: 12/23/12 Bernard Pierce, 78 yards vs. N.Y. Giants (W, 33-14)
Opponent: 11/16/08 Ahmad Bradshaw, 77 yards at N.Y. Giants (L, 10-30)

Rushing Play of 40-or-More Yards

Ravens: **1/6/13 (WC) Bernard Pierce, 43 yards vs. Indianapolis (W, 24-9)**
12/23/12 Bernard Pierce, 78 yards vs. N.Y. Giants (W, 33-14)
12/9/12 Ray Rice, 46 yards at Washington (L, 28-31 OT)
9/16/12 Ray Rice, 43 yards at Philadelphia (L, 23-24)
Opponent: 11/21/10 Mike Goodson, 45 yards at Carolina (W, 37-13)
1/9/11 (WC) Jamaal Charles, 41t yards at Kansas City (W, 30-7)

Bold/Italics Denotes Playoff Game

THE LAST TIME IT HAPPENED – OFFENSIVE TOTALS

Individual with 3-or-More Rushing Touchdowns

Ravens: 10/30/11 Ray Rice, 3 vs. Arizona (W, 30-27)
Opponent: 12/8/02 Deuce McCallister, 3 vs. New Orleans (L, 25-37)

Individual with 2-or-More Rushing Touchdowns

Ravens: 10/14/12 Ray Rice, 2 vs. Dallas (W, 31-29)
9/10/12 Ray Rice, 2 vs. Cincinnati (W, 44-13)
Opponent: 10/21/12 Arian Foster, 2 at Houston (L, 13-43)

400 Net Yards Passing by Team

Ravens: 10/27/96 404 vs. St. Louis (W, 37-31)
Opponent: 9/20/09 421 at San Diego (W, 31-26)

300 Net Yards Passing by Team

Ravens: **1/12/13 (Div.) 324 at Denver (W, 38-35, 2OT)**
12/23/12 309 vs. N.Y. Giants (W, 33-14)
11/25/12 316 at San Diego (W, 16-13 OT)
11/11/12 341 vs. Oakland (W, 55-20)
9/27/12 337 vs. Cleveland (W, 23-16)
9/23/12 382 vs. New England (W, 31-30)
9/10/12 308 vs. Cincinnati (W, 44-13)
Opponent: **1/20/13 (AFC) 320 at New England (W, 28-13)**
11/11/12 350 vs. Oakland (W, 55-20)
9/27/12 314 vs. Cleveland (W, 23-16)
9/23/12 319 vs. New England (W, 31-30)
9/16/12 357 at Philadelphia (L, 23-24)

Individual with 40-or-More Pass Attempts

Ravens: 12/16/12 Joe Flacco, 40 vs. Denver (L, 17-34)
11/25/12 Joe Flacco, 51 at San Diego (W, 16-13 OT)
10/21/12 Joe Flacco, 43 at Houston (L, 13-43)
9/27/12 Joe Flacco, 46 vs. Cleveland (W, 23-16)
9/16/12 Joe Flacco, 42 at Philadelphia (L, 23-24)
Opponent: **1/20/13 (AFC) Tom Brady, 54 at New England (W, 28-13)**
1/12/13 (Div.) Peyton Manning, 43 at Denver (W, 38-35, 2OT)
1/6/13 (WC) Andrew Luck, 54 vs. Indianapolis (W, 24-9)
11/11/12 Carson Palmer, 45 vs. Oakland (W, 55-20)
9/27/12 Brandon Weeden, 52 vs. Cleveland (W, 23-16)
9/23/12 Tom Brady, 41 vs. New England (W, 31-30)

THE LAST TIME IT HAPPENED – OFFENSIVE TOTALS

Individual with 35-or-More Pass Attempts

Ravens:	1/20/13 (AFC)	Joe Flacco, 36 at New England (W, 28-13)
	12/23/12	Joe Flacco, 36 vs. N.Y. Giants (W, 33-14)
	12/16/12	Joe Flacco, 40 vs. Denver (L, 17-34)
	11/25/12	Joe Flacco, 51 at San Diego (W, 16-13 OT)
	10/21/12	Joe Flacco, 43 at Houston (L, 13-43)
	9/27/12	Joe Flacco, 46 vs. Cleveland (W, 23-16)
	9/23/12	Joe Flacco, 39 vs. New England (W, 31-30)
	9/16/12	Joe Flacco, 42 at Philadelphia (L, 23-24)
Opponent:	1/20/13 (AFC)	Tom Brady, 54 at New England (W, 28-13)
	1/12/13 (Div.)	Peyton Manning, 43 at Denver (W, 38-35, 2OT)
	1/6/13 (WC)	Andrew Luck, 54 vs. Indianapolis (W, 24-9)
	12/2/12	Charlie Batch, 36 vs. Pittsburgh (L, 20-23)
	11/25/12	Philip Rivers, 36 at San Diego (W, 16-13 OT)
	11/18/12	Byron Leftwich, 39 at Pittsburgh (W, 13-10)
	11/11/12	Carson Palmer, 45 vs. Oakland (W, 55-20)
	11/4/12	Brandon Weeden, 37 at Cleveland (W, 25-15)
	10/21/12	Matt Schaub, 37 at Houston (L, 13-43)
	10/14/12	Tony Romo, 36 vs. Dallas (W, 31-29)
	9/27/12	Brandon Weeden, 52 vs. Cleveland (W, 23-16)
	9/23/12	Tom Brady, 41 vs. New England (W, 31-30)
	9/10/12	Andy Dalton, 37 vs. Cincinnati (W, 44-13)

Individual with 25-or-More Pass Completions

Ravens:	12/23/12	Joe Flacco, 25 vs. N.Y. Giants (W, 33-14)
	11/25/12	Joe Flacco, 30 at San Diego (W, 16-13 OT)
	9/27/12	Joe Flacco, 28 vs. Cleveland (W, 23-16)
	9/23/12	Joe Flacco, 28 vs. New England (W, 31-30)
Opponent:	1/20/13 (AFC)	Tom Brady, 29 at New England (W, 28-13)
	1/12/13 (Div.)	Peyton Manning, 28 at Denver (W, 38-35, 2OT)
	1/6/13 (WC)	Andrew Luck, 28 vs. Indianapolis (W, 24-9)
	12/2/12	Charlie Batch, 25 vs. Pittsburgh (L, 20-23)
	11/11/12	Carson Palmer, 29 vs. Oakland (W, 55-20)
	10/14/12	Tony Romo, 25 vs. Dallas (W, 31-29)
	9/27/12	Brandon Weeden, 25 vs. Cleveland (W, 23-16)
	9/23/12	Tom Brady, 28 vs. New England (W, 31-30)

Individual 400-Yard Passing Game

Ravens:	10/27/96	Vinny Testaverde, 429 vs. St. Louis (W, 37-31 OT)
Opponent:	9/20/09	Philip Rivers, 436 at San Diego (W, 31-26)

Individual 300-Yard Passing Game

Ravens:	1/12/13 (Div.)	Joe Flacco, 331 at Denver (W, 38-35, 2OT)
	12/23/12	Joe Flacco, 309 vs. N.Y. Giants (W, 33-14)
	11/25/12	Joe Flacco, 355 at San Diego (W, 16-13 OT)
	11/11/12	Joe Flacco, 341 vs. Oakland (W, 55-20)
	9/27/12	Joe Flacco, 356 vs. Cleveland (W, 23-16)
	9/23/12	Joe Flacco, 382 vs. New England (W, 31-30)
Opponent:	2/3/13 (SB)	Colin Kaepernick, 302 at San Francisco (W, 34-31)
	1/20/13 (AFC)	Tom Brady, 320 at New England (W, 28-13)
	11/11/12	Carson Palmer, 368 vs. Oakland (W, 55-20)
	9/27/12	Brandon Weeden, 320 vs. Cleveland (W, 23-16)
	9/23/12	Tom Brady, 335 vs. New England (W, 31-30)
	9/16/12	Michael Vick, 371 at Philadelphia (L, 23-24)

THE LAST TIME IT HAPPENED – OFFENSIVE TOTALS

Consecutive 300-Yard Passing Games

Ravens: 9/23-9/27/12 Joe Flacco, 382 vs. New England (W, 31-30) & Joe Flacco, 356 vs. Cleveland (W, 23-16)
Opponent: **1/20-2/3/13 Tom Brady, 320 at New England (W, 34-31) & Colin Kaepernick, 302 at San Francisco (W, 34-31)**
9/23-9/27/12 Tom Brady, 335 vs. New England (W, 31-30) & Brandon Weeden, 320 vs. Cleveland (W, 23-16)
9/16-9/23/12 Michael Vick, 371 at Philadelphia (L, 23-24) & Tom Brady, 335 vs. New England (W, 31-30)

Individual with 5-or-More Touchdown Passes

Ravens: 9/10/00 Tony Banks, 5 vs. Jacksonville (W, 39-36)
Opponent: 11/5/07 Ben Roethlisberger, 5 at Pittsburgh (L, 7-38)

Individual with 4-or-More Touchdown Passes

Ravens: 12/20/09 Joe Flacco, 4 vs. Chicago (W, 31-7)
Opponent: 10/24/10 Ryan Fitzpatrick, 4 vs. Buffalo (W, 37-34 OT)

Individual with 3-or-More Touchdown Passes

Ravens: **2/3/13 (SB) Joe Flacco, 3 at San Francisco (W, 34-31)**
1/20/13 (AFC) Joe Flacco, 3 at New England (W, 28-13)
1/12/13 (Div.) Joe Flacco, 3 at Denver (W, 38-35, 2OT)
12/9/12 Joe Flacco, 3 at Washington (L, 28-31 OT)
11/11/12 Joe Flacco, 3 vs. Oakland (W, 55-20)
9/23/12 Joe Flacco, 3 vs. New England (W, 31-30)
Opponent: **1/12/13 (Div.) Peyton Manning, 3 at Denver (W, 38-35, 2OT)**
12/19/10 Drew Brees, 3 vs. New Orleans (W, 30-24)

Individual with 10-or-More Receptions

Ravens: 11/13/11 Ed Dickson, 10 at Seattle (L, 17-22)
Opponent: 10/14/12 Dez Bryant, 13 vs. Dallas (W, 31-29)

Individual 200-Yard Receiving Game

Ravens: 12/12/99 Qadry Ismail, 258 at Pittsburgh (W, 31-24)
Opponent: 9/10/00 Jimmy Smith, 291 vs. Jacksonville (W, 39-36)

Individual 150-Yard Receiving Game

Ravens: 11/20/11 Torrey Smith, 165 vs. Cincinnati (W, 31-24)
Opponent: 9/16/12 Brent Celek, 157 at Philadelphia (L, 23-24)

Individual 100-Yard Receiving Game

Ravens: **2/3/13 (SB) Anquan Boldin, 104 at San Francisco (W, 34-31)**
1/6/13 (WC) Anquan Boldin, 145 vs. Indianapolis (W, 24-9)
12/16/12 Dennis Pitta, 125 vs. Denver (L, 17-34)
11/25/12 Torrey Smith, 144 at San Diego (W, 16-13 OT)
9/27/12 Anquan Boldin, 131 vs. Cleveland (W, 23-16)
9/23/12 Torrey Smith, 127 vs. New England (W, 31-30)
Opponent: **2/3/13 (SB) Vernon Davis, 104 at San Francisco (W, 34-31)**
2/3/13 (SB) Michael Crabtree, 109 at San Francisco (W, 34-31)
1/20/13 (AFC) Wes Welker, 117 vs. New England (W, 28-13)
1/6/13 (WC) Reggie Wayne, 114 vs. Indianapolis (W, 24-9)
12/16/12 Eric Decker, 133 vs. Denver (L, 17-34)
9/23/12 Wes Welker, 142 vs. New England (W, 31-30)
9/23/12 Brandon Lloyd, 108 vs. New England (W, 31-30)
9/16/12 Brent Celek, 157 at Philadelphia (L, 23-24)
9/16/12 DeSean Jackson, 114 at Philadelphia (L, 23-24)

THE LAST TIME IT HAPPENED – OFFENSIVE TOTALS

Two 100-Yard Receivers in the Same Game

Ravens: 10/19/03 Travis Taylor, 138, & Todd Heap, 129, at Cincinnati (L, 26-34)
Opponent: **2/3/13 (SB)** **Vernon Davis, 104 & Michael Crabtree, 109 at San Francisco (W, 34-31)**
9/23/12 Wes Welker, 142 & Brandon Lloyd, 108 vs. New England (W, 31-30)
9/16/12 Brent Celek, 157 & DeSean Jackson, 114 at Philadelphia (L, 23-24)

No Sacks Allowed

Ravens: 12/23/12 vs. N.Y. Giants (W, 33-14)
11/11/12 vs. Oakland (W, 55-20)
9/23/12 vs. New England (W, 31-30)
Opponent: **1/20/13 (AFC)** **at New England (W, 28-13)**
10/7/12 at Kansas City (W, 9-6)

Pass Play of 80-or-More Yards

Ravens: 12/10/06 87t yards, Steve McNair to Mark Clayton at Kansas City (W, 20-10)
Opponent: 11/21/10 88t yards, Brian St. Pierre to David Gettis at Carolina (W, 37-13)

Pass Play of 60-or-More Yards

Ravens: **1/12/13 (Div.)** **70t yards, Joe Flacco to Jacoby Jones at Denver (W, 38-35, 2OT)**
12/16/12 61t yards, Joe Flacco to Dennis Pitta vs. Denver (L, 17-34)
Opponent: 10/30/11 66 yards, Kevin Kolb to Larry Fitzgerald vs. Arizona (W, 30-27)

Individual with 4-or-More Touchdown Receptions

Ravens: 11/23/03 Marcus Robinson, 4 vs. Seattle (W, 44-41 OT)
Opponent: Has never happened

Individual with 3-or-More Touchdown Receptions

Ravens: 9/25/11 Torrey Smith, 3 at St. Louis (W, 37-7)
Opponent: 10/24/10 Lee Evans, 3 vs. Buffalo (W, 37-34 OT)

Individual with 2-or-More Touchdown Receptions

Ravens: **1/20/13 (AFC)** **Anquan Boldin, 2 at New England (W, 28-13)**
1/12/13 (Div.) **Torrey Smith, 2 at Denver (W, 38-35, 2OT)**
12/16/12 Dennis Pitta, 2 vs. Denver (L, 17-34)
12/9/12 Anquan Boldin, 2 at Washington (L, 28-31 OT)
11/11/12 Torrey Smith, 2 vs. Oakland (W, 55-20)
9/23/12 Torrey Smith, 2 vs. New England (W, 31-30)
Opponent: 10/14/12 Dez Bryant, 2 vs. Dallas (W, 31-29)

Led Team in Both Rushing & Receiving Yards in the Same Game

Ravens: 12/24/11 Ray Rice (87 rushing, 48 receiving) vs. Cleveland (W, 20-14)
Opponent: 11/13/11 Marshawn Lynch (109 rushing, 58 receiving) at Seattle (L, 17-22)

100-Yard Rusher & Receiver in the Same Game

Ravens: **1/6/13 (WC)** **Bernard Pierce (103 rushing) & Anquan Boldin (145 receiving) vs. Indianapolis (W, 24-9)**
9/23/12 Ray Rice (101 rushing) & Torrey Smith (127 receiving) vs. New England (W, 31-30)
Opponent: **2/3/13 (SB)** **Frank Gore (110 rushing) & Vernon Davis (104 receiving) & Michael Crabtree (109 receiving) at San Francisco (W, 34-31)**
12/16/12 Knowshon Moreno (118 rushing) & Eric Decker (133 receiving) vs. Denver (L, 17-34)

100-Yard Rusher, 100-Yard Receiver & 300-Yard Passer in the Same Game

Ravens: 9/23/12 Ray Rice (101 rushing), Torrey Smith (127 receiving) & Joe Flacco (382 passing) vs. New England (W, 31-30)
Opponent: **2/3/13 (SB)** **Frank Gore (110 rushing), Vernon Davis (104 receiving) and Michael Crabtree (109 receiving) & Colin Kaepernick (302 passing) at San Francisco (W, 34-31)**
12/13/10 Arian Foster (100 rushing), Andre Johnson (140 receiving) & Matt Schaub (393 passing) at Houston (W, 34-28 OT)

Bold/Italics Denotes Playoff Game

THE LAST TIME IT HAPPENED – OFFENSIVE TOTALS

Individual with at Least 1 Rushing & 1 Receiving Touchdown in the Same Game

Ravens: 9/11/11 Ray Rice (1 rushing, 1 receiving) vs. Pittsburgh (W, 35-7)
Opponent: 12/9/07 Joseph Addai (2 rushing, 1 receiving) vs. Indianapolis (L, 20-44)

Individual with at Least 1 Rushing Touchdown & 1 Touchdown Pass in the Same Game

Ravens: 12/23/12 Joe Flacco (1 rushing, 2 passing) vs. N.Y. Giants (W, 33-14)
11/11/12 Joe Flacco (1 rushing, 3 passing) vs. Oakland (W, 55-20)
9/27/12 Joe Flacco (1 rushing, 1 passing) vs. Cleveland (W, 23-16)
Opponent: **2/3/13 (SB)** **Colin Kaepernick (1 rushing, 1 passing) at San Francisco (W, 34-31)**
9/16/12 Michael Vick (1 rushing, 1 passing) at Philadelphia (L, 23-24)

THE LAST TIME IT HAPPENED – DEFENSIVE TOTALS

Held Opponent Under 200 Yards of Total Offense

Ravens: 12/30/12 189 at Cincinnati (L, 17-23)
12/23/12 186 vs. N.Y. Giants (W, 33-14)
Opponent: 10/21/12 176 at Houston (L, 13-43)

Held Opponent Under 300 Yards of Total Offense

Ravens: 12/30/12 189 at Cincinnati (L, 17-23)
12/23/12 186 vs. N.Y. Giants (W, 33-14)
11/25/12 280 at San Diego (W, 16-13 OT)
11/4/12 290 at Cleveland (W, 25-15)
Opponent: 12/16/12 278 vs. Denver (L, 17-34)
12/2/12 288 vs. Pittsburgh (L, 20-23)
11/18/12 200 at Pittsburgh (W, 13-10)
11/4/12 282 at Cleveland (W, 25-15)
10/21/12 176 at Houston (L, 13-43)
10/7/12 298 at Kansas City (W, 9-6)

Held Opponent Under 50 Net Yards Rushing

Ravens: 12/30/12 47 at Cincinnati (L, 17-23)
9/27/12 43 vs. Cleveland (W, 23-16)
Opponent: 11/18/12 47 at Pittsburgh (W, 13-10)

Held Opponent Under 75 Net Yards Rushing

Ravens: 12/30/12 47 at Cincinnati (L, 17-23)
12/23/12 67 vs. N.Y. Giants (W, 33-14)
11/11/12 72 vs. Oakland (W, 55-20)
9/27/12 43 vs. Cleveland (W, 23-16)
Opponent: 12/16/12 56 vs. Denver (L, 17-34)
11/18/12 47 at Pittsburgh (W, 13-10)
10/21/12 55 at Houston (L, 13-43)

Held Opponent Under 100 Net Yards Rushing

Ravens: 12/30/12 47 at Cincinnati (L, 17-23)
12/23/12 67 vs. N.Y. Giants (W, 33-14)
12/2/12 96 vs. Pittsburgh (L, 20-23)
11/25/12 91 at San Diego (W, 16-13 OT)
11/11/12 72 vs. Oakland (W, 55-20)
9/27/12 43 vs. Cleveland (W, 23-16)
9/23/12 77 vs. New England (W, 31-30)
Opponent: **2/3/13 (SB) 93 at San Francisco (W, 34-31)**
12/16/12 56 vs. Denver (L, 17-34)
11/18/12 47 at Pittsburgh (W, 13-10)
11/11/12 78 vs. Oakland (W, 55-20)
10/21/12 55 at Houston (L, 13-43)
10/14/12 86 vs. Dallas (W, 31-29)

Held Opponent Under 100 Net Yards Passing

Ravens: 11/24/11 96 vs. San Francisco (W, 16-6)
Opponent: 12/26/10 97 at Cleveland (W, 20-10)
1/15/11 (Div.) 91 at Pittsburgh (L, 24-31)

THE LAST TIME IT HAPPENED – DEFENSIVE TOTALS

Held Opponent Under 150 Net Yards Passing

Ravens:	12/30/12	142 at Cincinnati (L, 17-23)
	12/23/12	119 vs. N.Y. Giants (W, 33-14)
	10/7/12	124 at Kansas City (W, 9-6)
Opponent:	12/30/12	146 at Cincinnati (L, 17-23)
	11/4/12	145 at Cleveland (W, 25-15)
	10/21/12	121 at Houston (L, 13-43)

Interception Return for a Touchdown

Ravens:	1/12/13 (Div.)	Corey Graham, 39 yards, at Denver (W, 38-35, 2OT)
	9/27/12	Cary Williams, 63 yards vs. Cleveland (W, 23-16)
	9/10/12	Ed Reed, 34 yards vs. Cincinnati (W, 44-13)
Opponent:	12/30/12	Carlos Dunlap, 14 yards at Cincinnati (L, 17-23)
	12/16/12	Chris Harris, 98 yards vs. Denver (L, 17-34)
	10/21/12	Johnathan Joseph, 53 yards at Houston (L, 13-43)

Individual with 3-or-More Interceptions

Ravens:	Has Never Happened	
Opponent:	11/18/01	Anthony Henry, 3 vs. Cleveland (L, 17-27)

Individual with 2-or-More Interceptions

Ravens:	1/12/13 (Div.)	Corey Graham, 2 at Denver (W, 38-35, 2OT)
	9/11/11	Ed Reed, 2 vs. Pittsburgh (W, 35-7)
Opponent:	11/16/08	Aaron Ross, 2 at N.Y. Giants (L, 10-30)

Fumble Return for a Touchdown

Ravens:	10/2/11	Jarret Johnson, 26 yards vs. N.Y. Jets (W, 34-17)
Opponent:	11/7/08	Johnathan Joseph, 65 yards vs. Cincinnati (W, 17-10)

9-or-More Sacks by Team

Ravens:	11/24/11	9 vs. San Francisco (W, 16-6)
Opponent:	Has Never Happened	

8-or-More Sacks by Team

Ravens:	11/24/11	9 vs. San Francisco (W, 16-6)
Opponent:	Has Never Happened	

7-or-More Sacks by Team

Ravens:	11/24/11	9 vs. San Francisco (W, 16-6)
Opponent:	12/18/11	7 at San Diego (L, 14-34)

6-or-More Sacks by Team

Ravens:	11/25/12	6 at San Diego (W, 16-13 OT)
Opponent:	12/18/11	7 at San Diego (L, 14-34)

5-or-More Sacks by Team

Ravens:	11/25/12	6 at San Diego (W, 16-13 OT)
Opponent:	11/25/12	5 at San Diego (W, 16-13 OT)

Individual with 4-or-More Sacks

Ravens:	1/7/02	Peter Boulware, 4 vs. Minnesota (W, 19-3)
Opponent:	12/18/11	Antwan Barnes, 4 at San Diego (L, 14-34)

Individual with 3-or-More Sacks

Ravens:	12/11/11	Terrell Suggs, 3 vs. Indianapolis (W, 24-10)
Opponents:	12/18/11	Antwan Barnes, 4 at San Diego (L, 14-34)

THE LAST TIME IT HAPPENED – DEFENSIVE TOTALS

Individual with 2-or-More Sacks

Ravens:	<i>2/3/13 (SB)</i>	<i>Paul Kruger, 2 at San Francisco (W, 34-31)</i>
	<i>1/12/13 (Div.)</i>	<i>Terrell Suggs, 2 at Denver (W, 38-35, 2OT)</i>
	<i>1/6/13 (WC)</i>	<i>Paul Kruger, 2.5 vs. Indianapolis (W, 24-9)</i>
	11/25/12	Arthur Jones, 2 at San Diego (W, 16-13 OT)
	11/11/12	Paul Kruger, 2 vs. Oakland (W, 55-20)
Opponents:	<i>1/20/13 (AFC)</i>	<i>Rob Ninkovich, 2 at New England (W, 28-13)</i>
	12/30/12	Michael Johnson, 2 at Cincinnati (L, 17-23)
	11/25/12	Antwan Barnes, 2 at San Diego (W, 16-13 OT)
	10/21/12	Antonio Smith, 2 at Houston (L, 13-43)
	10/7/12	Tamba Hali, 2 at Kansas City (W, 9-6)
	10/7/12	Justin Houston, 2 at Kansas City (W, 9-6)
	9/10/12	Geno Atkins, 2 vs. Cincinnati (W, 44-13)

THE LAST TIME IT HAPPENED – SPECIAL TEAMS TOTALS

Kickoff Return for a Touchdown

Ravens:	2/3/13 (SB)	Jacoby Jones, 108 yards at San Francisco (W, 34-31)
	11/11/12	Jacoby Jones, 105 yards vs. Oakland (W, 55-20)
	10/14/12	Jacoby Jones, 108 yards vs. Dallas (W, 31-29)
Opponent:	1/12/13 (Div.)	Trindon Holliday, 104 yards at Denver (W, 38-35, 2OT)
	10/2/11	Joe McKnight, 107 yards vs. N.Y. Jets (W, 34-17)

Kickoff Return for a Touchdown to Start a Game

Ravens:	Has Never Happened	
Opponent:	11/7/04	Richard Alston, 93 yards vs. Cleveland (W, 27-13)

2 Kickoff Return Touchdowns in the Same Game

Ravens:	12/13/98	Corey Harris, 95 yards; Patrick Johnson, 97 yards vs. Minnesota (both in 1st quarter) (L, 28-38)
Opponent:	Has never happened	

Punt Return for a Touchdown

Ravens:	11/18/12	Jacoby Jones, 63 yards at Pittsburgh (W, 13-10)
Opponent:	1/12/13 (Div.)	Trindon Holliday, 90 yards at Denver (W, 38-35, 2OT)
	12/24/11	Joshua Cribbs, 84 yards vs. Cleveland (W, 20-14)

2 Punt Return Touchdowns in the Same Game

Ravens:	12/24/00	Jermaine Lewis, 89 yards & 54 yards vs. N.Y. Jets (W, 34-20)
Opponent:	Has never happened	

Blocked Punt Return for a Touchdown

Ravens:	11/23/03	Ed Reed, 16 yards (Reed blocked Tom Rouen punt) vs. Seattle (W, 44-41 OT)
Opponent:	9/13/09	Jon McGraw, recovery in end zone (McGraw blocked Sam Koch punt) vs. Kansas City (W, 38-24)

Blocked Punt

Ravens:	11/23/08	Jameel McClain blocked Sav Rocca punt vs. Philadelphia (W, 36-7)
Opponent:	9/13/09	Jon McGraw blocked Sam Koch punt vs. Kansas City (W, 38-24)

Blocked Extra Point Attempt

Ravens:	9/10/07	Dwan Edwards blocked Kyle Larson attempt vs. Cincinnati (L, 20-27)
Opponent:	11/16/09	Shaun Rogers blocked Steven Hauschka attempt at Cleveland (W, 16-0)

Missed (Not Blocked) Extra Point Attempt

Ravens:	10/27/96	Matt Stover vs. St. Louis (W, 37-31 OT)
Opponent:	12/11/05	Jason Elam at Denver (L, 10-12)

Blocked Field Goal

Ravens:	10/11/09	Kelly Gregg blocked Shayne Graham 32-yard attempt vs. Cincinnati (L, 14-17)
Opponent:	11/16/08	Fred Robbins blocked Matt Stover 32-yard attempt at N.Y. Giants (L, 10-30)

Individual with 5-or-More Field Goals

Ravens:	10/16/11	Billy Cundiff, 5-for-5 vs. Houston (W, 29-14)
Opponent:	11/4/12	Phil Dawson, 5-for-5 at Cleveland (W, 25-15)

Individual with 4-or-More Field Goals

Ravens:	12/23/12	Justin Tucker, 4-for-4 vs. N.Y. Giants (W, 33-14)
Opponent:	11/4/12	Phil Dawson, 5-for-5 at Cleveland (W, 25-15)

Successful Onside Kick

Ravens:	10/14/01	Matt Stover kick recovered by Edgerton Hartwell at Green Bay (L, 23-31)
Opponent:	10/14/12	Dan Bailey kick recovered by Andre Holmes vs. Dallas (W, 31-29)

Failed Onside Kick

Ravens:	12/30/12	Justin Tucker kick recovered by Ryan Whalen at Cincinnati (L, 17-23)
	12/16/12	Justin Tucker kick recovered by Matthew Willis vs. Denver (L, 17-34)
	10/21/12	Justin Tucker kick recovered by Bryan Braman at Houston (L, 13-43)
Opponent:	12/26/10	Phil Dawson kick went out-of-bounds at Cleveland (W, 20-10)

Bold/Italics Denotes Playoff Game

REPLAY CHALLENGE TOTALS

RAVENS

<u>Date</u>	<u>Opp.</u>	<u>Initial Ruling</u>	<u>Ruling</u>
9/10	vs. Cin.	Andy Dalton pass to Andrew Hawkins to CIN 40 for 20 yards	Reversed, Ruled Down at CIN 26
9/16	at Phi.	Michael Vick pass incomplete short left, not ruled down by contact	Upheld
9/23	vs. NE	Joe Flacco pass to Anquan Boldin to NE 40 for 12 yards, short of first down	Reversed, Ruled Down at NE 38
11/25	at SD	Jacoby Jones returns kickoff to BLT 16, fumbles, recovered by Gino Gradkowski at BLT 9	Reversed, Jones Ruled Down at BLT 16
12/2	vs. Pit.	Charlie Batch pass incomplete short left	Upheld
12/16	vs. Den.	Joe Flacco pass incomplete to Torrey Smith	Upheld
1/12 (Div.) at Den.		Jacob Hester rushes to BLT 36 for 1 yard, gaining first down	Upheld
TOTALS		3-for-7 (42.9%)	

OPPONENTS

<u>Date</u>	<u>Opp.</u>	<u>Initial Ruling</u>	<u>Ruling</u>
9/16	at Phi.	Michael Vick rushes to BLT 5 for 6 yards, short of first down	Upheld
10/14	vs. Dal.	Felix Jones rushes to BLT 1 for 21 yards	Reversed, Ruled a Touchdown
11/18	at Pit.	Byron Leftwich pass to Jonathan Dwyer to BLT 48 for 7 yards, short of first down	Reversed, Ruled a First Down
1/6 (WC) vs. Ind.		Andrew Luck pass incomplete to Donnie Avery	Upheld
2/3 (SB) at SF		Joe Flacco pass to Anquan Boldin to BLT 46 for 8 yards, gaining first down	Reversed, Ruled Down at BLT 45
TOTALS		3-for-5 (60.0%)	

REPLAY ASSISTANT

Last two minutes of the half and overtime and any touchdown scoring play or turnover

<u>Date</u>	<u>Opp.</u>	<u>Initial Ruling</u>	<u>Ruling</u>
9/10	vs. Cin.	Joe Flacco pass to Anquan Boldin for a touchdown for 34 yards	Upheld
9/16	at Phi.	LeSean McCoy rushes to BLT 11, fumbles, recovered by Ray Lewis to BLT 22	Reversed, Lewis Ruled Down at BLT 9
9/16	at Phi.	Michael Vick sacked at BLT 5, fumbles, recovered by Ma'ake Kemoeatu at BLT 1	Reversed, Ruled Incomplete Pass
9/27	vs. Cle.	Joshua Cribbs returns punt to CLV 40 for 14 yards, fumbles, recovered by Jameel McClain	Upheld
10/7	at KC	Matt Cassel pass to Shaun Draughn to BLT 43 for 5 yards, short of first down	Upheld
10/7	at KC	Deonte Thompson returns kick to BLT 29 for 32 yards, fumbles, recovered by Edgar Jones	Upheld
10/7	at KC	Ryan Lilja fumbles snap at BLT 1, recovered by Ed Reed to BLT 12	Upheld
10/7	at KC	Ray Rice rushes to BLT 41 for 1 yard, gaining a first down	Upheld
10/21	at Hou.	Matt Schaub pass to Owen Daniels for a touchdown for 1 yard	Upheld
10/21	at Hou.	Matt Schaub pass to Owen Daniels to BLT 27 for 6 yards	Upheld
11/4	at Cle.	Brandon Weeden pass intercepted by Cary Williams at BLT 35, returned to CLV 39	Upheld
11/25	at SD	Joe Flacco pass to Ray Rice to SD 33 for 30 yards	Reversed, Ruled Down at SD 34
11/25	at SD	Joe Flacco pass to Torrey Smith to SD 16 for 31 yards	Upheld
12/2	vs. Pit.	Charlie Batch pass to Emmanuel Sanders to PIT 49, fumbles, recovered by Ed Reed	Upheld
12/2	vs. Pit.	Charlie Batch pass to Heath Miller for a touchdown for 7 yards	Upheld
12/9	at Was.	Niles Paul returns kick to WAS 16 for 19 yards, fumbles, recovered by David Reed	Reversed, Reed Ruled Out of Bounds
12/16	vs. Den.	Peyton Manning pass to Eric Decker for a touchdown for 15 yards	Reversed, Ruled Down at BLT 1
12/16	vs. Den.	Joe Flacco pass to Dennis Pitta for a touchdown for 31 yards	Upheld
12/23	vs. NYG	Joe Flacco pass to Jacoby Jones to NYG 7, fumbles, recovered by Corey Webster	Reversed, Jones Ruled Down at NYG 7
12/23	vs. NYG	Joe Flacco pass to Jacoby Jones for a touchdown for 9 yards	Reversed, Ruled Incomplete Pass
12/23	vs. NYG	Joe Flacco pass Anquan Boldin to NYG 44 for 3 yards	Upheld
12/30	at Cin.	Andy Dalton sacked at CIN 42, fumbles, recovered by Paul Kruger at CIN 43	Reversed, Ruled Incomplete Pass
1/12 (Div.) at Den.		Peyton Manning sacked at DEN 37, fumbles, recovered by Paul Kruger at DEN 37	Upheld
1/12 (Div.) at Den.		Joe Flacco pass to Anquan Boldin to BLT 33 for 11 yards	Upheld
1/12 (Div.) at Den.		Peyton Manning pass to Brandon Stokley to DEN 30 for 9 yards	Upheld
1/20 (AFC) at NE		Stevan Ridley rushes to NE 47 for 8 yards, fumbles, recovered by Arthur Jones	Upheld
1/20 (AFC) at NE		Tom Brady pass intercepted by Dannel Ellerbe at BLT 16, returned to BLT 18	Upheld
TOTALS		8-for-27 (29.6%)	

HARBAUGH CAREER CHALLENGE TOTALS

REGULAR SEASON

<u>Year</u>	<u>No.</u>	<u>Reversed</u>	<u>Upheld</u>	<u>Pct.</u>
2008	6	3	3	50.0
2009	11	6	5	54.5
2010	9	1	8	11.1
2011	12	8	4	66.7
2012	6	3	3	50.0
Total	44	21	23	47.8

POSTSEASON

<u>Year</u>	<u>No.</u>	<u>Reversed</u>	<u>Upheld</u>	<u>Pct.</u>
2008	3	2	1	66.7
2009	2	1	1	50.0
2010	0	0	0	0.0
2011	1	0	1	0.0
2012	1	0	1	0.0
Total	7	3	4	42.9

Ball Possession And Drive Chart

Baltimore Ravens

#	Time Recd	Time Lost	Time Poss	How Ball Obtained	Drive Began	# Play	Yds Gain	Yds Pen	Net Yds	1st Down	Last Scrm	How Given Up
1	13:05	10:36	2:29	Punt	BLT 49	6	46	5	51	3	* SF 13	Touchdown
2	3:58	14:52	4:06	Kickoff	BLT 22	9	36	0	36	2	SF 42	Punt
3	11:53	7:10	4:43	Fumble	BLT 25	10	71	4	75	6	* SF 1	Touchdown
4	6:55	3:05	3:50	Interception	SF 38	9	32	0	32	2	* SF 14	Downs
5	2:07	1:45	0:22	Punt	BLT 44	3	56	0	56	1	BLT 44	Touchdown
6	15:00	14:49	0:11	Kickoff		0	0	0	0	0		Touchdown
7	12:10	10:26	1:44	Punt	BLT 20	4	24	0	24	1	BLT 44	Punt
8	7:20	5:47	1:33	Kickoff	BLT 17	3	-8	0	-8	0	BLT 9	Punt
9	4:59	4:10	0:49	Kickoff	BLT 20	2	4	0	4	0	BLT 23	Fumble
10	3:10	12:54	5:16	Kickoff	BLT 28	12	71	0	71	3	* SF 1	Field Goal
11	9:57	4:19	5:38	Kickoff	BLT 21	10	40	19	59	3	SF 20	Field Goal
12	1:46	0:04	1:42	Downs	BLT 5	4	-5	0	-5	0	BLT 8	Safety

(313) Average BLT 28

San Francisco 49ers

#	Time Recd	Time Lost	Time Poss	How Ball Obtained	Drive Began	# Play	Yds Gain	Yds Pen	Net Yds	1st Down	Last Scrm	How Given Up
1	15:00	13:05	1:55	Kickoff	SF 20	3	3	-5	-2	0	SF 18	Punt
2	10:36	3:58	6:38	Kickoff	SF 20	12	62	0	62	4	* BLT 18	Field Goal
3	14:52	11:53	2:59	Punt	SF 20	5	55	0	55	3	BLT 24	Fumble
4	7:10	6:55	0:15	Kickoff	SF 21	1	0	0	0	0	SF 21	Interception
5	3:05	2:07	0:58	Downs	SF 6	3	6	0	6	0	SF 12	Punt
6	1:45	0:00	1:45	Kickoff	SF 20	8	56	15	71	3	* BLT 9	Field Goal
7	14:49	12:10	2:39	Kickoff	SF 14	4	32	0	32	1	SF 46	Punt
8	10:26	7:20	3:06	Punt	SF 20	7	80	0	80	4	BLT 31	Touchdown
9	5:47	4:59	0:48	Punt	BLT 20	2	20	0	20	2	* BLT 6	Touchdown
10	4:10	3:10	1:00	Fumble	BLT 24	4	3	5	8	0	* BLT 16	Field Goal
11	12:54	9:57	2:57	Kickoff	SF 24	5	76	0	76	3	* BLT 15	Touchdown
12	4:19	1:46	2:33	Kickoff	SF 20	9	75	0	75	3	* BLT 5	Downs
13	0:04	0:00	0:04	Kickoff		0	0	0	0	0		End of Game

(341) Average SF 28

* inside opponent's 20

Time of Possession by Quarter		1st	2nd	3rd	4th	OT	Total
Visitor	Baltimore Ravens	6:27	9:03	7:27	9:26		32:23
Home	San Francisco 49ers	8:33	5:57	7:33	5:34		27:37
Kickoff Drive No.-Start Average		Ravens: 5 - BLT 22		49ers: 7 - SF 20			

Ball Possession And Drive Chart

Baltimore Ravens

#	Time Recd	Time Lost	Time Poss	How Ball Obtained	Drive Began	# Play	Yds Gain	Yds Pen	Net Yds	1st Down	Last Scrm	How Given Up
1	12:48	11:24	1:24	Punt	BLT 13	3	6	0	6	0	BLT 19	Punt
2	6:21	5:00	1:21	Kickoff	BLT 10	4	20	-5	15	1	BLT 25	Punt
3	2:40	1:14	1:26	Punt	BLT 8	4	14	0	14	1	BLT 22	Punt
4	0:19	9:28	5:51	Punt	BLT 10	13	90	0	90	6	* NE 2	Touchdown
5	4:18	2:32	1:46	Kickoff	BLT 14	3	0	0	0	0	BLT 14	Punt
6	15:00	12:46	2:14	Kickoff	BLT 25	6	25	0	25	1	50	Punt
7	10:03	6:14	3:49	Punt	BLT 13	10	72	15	87	6	* NE 5	Touchdown
8	4:46	14:56	4:50	Punt	BLT 37	10	58	5	63	5	* NE 3	Touchdown
9	12:46	11:13	1:33	Fumble	NE 47	4	47	0	47	3	* NE 11	Touchdown
10	8:27	7:25	1:02	Downs	BLT 19	3	-1	0	-1	0	BLT 18	Punt
11	6:49	2:05	4:44	Interception	BLT 18	9	27	0	27	2	BLT 45	Punt
12	1:06	0:00	1:06	Interception	BLT 20	2	-2	0	-2	0	BLT 19	End of Game

(240) Average BLT 20

New England Patriots

#	Time Recd	Time Lost	Time Poss	How Ball Obtained	Drive Began	# Play	Yds Gain	Yds Pen	Net Yds	1st Down	Last Scrm	How Given Up
1	15:00	12:48	2:12	Kickoff	NE 20	5	22	0	22	1	NE 42	Punt
2	11:24	6:21	5:03	Punt	NE 21	13	67	0	67	4	* BLT 12	Field Goal
3	5:00	2:40	2:20	Punt	NE 33	6	17	15	32	2	BLT 35	Punt
4	1:14	0:19	0:55	Punt	NE 47	3	8	0	8	0	BLT 45	Punt
5	9:28	4:18	5:10	Kickoff	NE 21	11	64	15	79	6	* BLT 1	Touchdown
6	2:32	0:00	2:32	Punt	BLT 43	9	36	0	36	2	* BLT 7	Field Goal
7	12:46	10:03	2:43	Punt	NE 9	7	42	15	57	3	BLT 34	Punt
8	6:14	4:46	1:28	Kickoff	NE 25	3	8	-10	-2	0	NE 23	Punt
9	14:56	12:46	2:10	Kickoff	NE 16	5	31	0	31	2	NE 39	Fumble
10	11:13	8:27	2:46	Kickoff	NE 29	10	52	0	52	3	* BLT 19	Downs
11	7:25	6:49	0:36	Punt	NE 40	2	36	0	36	1	BLT 24	Interception
12	2:05	1:06	0:59	Punt	NE 33	10	45	0	45	4	BLT 22	Interception

(351) Average NE 29

* inside opponent's 20

Time of Possession by Quarter		1st	2nd	3rd	4th	OT	Total
Visitor	Baltimore Ravens	4:30	7:18	10:49	8:29		31:06
Home	New England Patriots	10:30	7:42	4:11	6:31		28:54

Kickoff Drive No.-Start Average Ravens: 3 - BLT 16 Patriots: 5 - NE 22

Ball Possession And Drive Chart

Baltimore Ravens

#	Time Recd	Time Lost	Time Poss	How Ball Obtained	Drive Began	# Play	Yds Gain	Yds Pen	Net Yds	1st Down	Last Scrm	How Given Up
1	15:00	12:14	2:46	Kickoff	BLT 20	5	18	0	18	1	BLT 38	Punt
2	12:14	10:31	1:43	Kickoff	BLT 6	4	69	25	94	2	BLT 41	Touchdown
3	4:02	14:40	4:22	Kickoff	BLT 17	7	35	5	40	2	DEN 43	Punt
4	12:47	11:01	1:46	Punt	BLT 19	4	16	0	16	1	BLT 35	Punt
5	7:26	6:26	1:00	Kickoff	BLT 25	3	6	0	6	0	BLT 31	Punt
6	1:16	0:36	0:40	Missed FG	BLT 42	3	58	0	58	3	DEN 32	Touchdown
7	14:47	12:32	2:15	Kickoff	BLT 20	4	23	14	37	2	DEN 43	Fumble
8	9:45	6:34	3:11	Punt	BLT 3	6	20	0	20	1	BLT 23	Punt
9	2:47	0:20	2:27	Fumble	DEN 37	5	37	0	37	2	* DEN 1	Touchdown
10	13:46	12:09	1:37	Punt	BLT 33	3	4	0	4	0	BLT 37	Punt
11	7:11	3:12	3:59	Kickoff	BLT 25	8	49	-5	44	2	DEN 31	Downs
12	1:09	0:31	0:38	Punt	BLT 23	3	77	0	77	1	BLT 30	Touchdown
13	15:00	10:22	4:38	Kickoff	BLT 20	8	20	9	29	2	BLT 49	Punt
14	6:48	3:47	3:01	Punt	BLT 6	6	31	-3	28	1	BLT 34	Punt
15	0:51	13:18	2:33	Interception	DEN 45	6	16	0	16	1	DEN 29	Field Goal

(377) Average BLT 25

Denver Broncos

#	Time Recd	Time Lost	Time Poss	How Ball Obtained	Drive Began	# Play	Yds Gain	Yds Pen	Net Yds	1st Down	Last Scrm	How Given Up
1	10:31	9:49	0:42	Kickoff	DEN 25	3	4	0	4	0	DEN 29	Interception
2	9:49	4:02	5:47	Kickoff	DEN 26	11	74	0	74	5	* BLT 15	Touchdown
3	14:40	12:47	1:53	Punt	DEN 7	4	18	5	23	1	DEN 30	Punt
4	11:01	7:26	3:35	Punt	DEN 14	8	86	0	86	5	* BLT 14	Touchdown
5	6:26	1:16	5:10	Punt	DEN 19	14	47	0	47	4	BLT 34	Missed FG
6	0:36	0:00	0:36	Kickoff	DEN 20	1	1	0	1	0	DEN 20	End of Half
7	15:00	14:47	0:13	Kickoff		0	0	0	0	0		Touchdown
8	12:32	9:45	2:47	Fumble	DEN 43	6	8	-2	6	2	DEN 49	Punt
9	6:34	2:47	3:47	Punt	DEN 25	9	21	-9	12	2	DEN 46	Fumble
10	0:20	13:46	1:34	Kickoff	DEN 27	3	2	0	2	0	DEN 29	Punt
11	12:09	7:11	4:58	Punt	DEN 12	10	68	20	88	7	* BLT 17	Touchdown
12	3:12	1:09	2:03	Downs	DEN 31	5	16	0	16	1	DEN 47	Punt
13	0:31	0:00	0:31	Kickoff	DEN 20	1	-1	0	-1	0	DEN 20	End of Half
14	10:22	6:48	3:34	Punt	DEN 16	6	23	0	23	1	DEN 39	Punt
15	3:47	0:51	2:56	Punt	DEN 7	7	31	0	31	2	DEN 38	Interception

(292) Average DEN 21

* inside opponent's 20

Time of Possession by Quarter		1st	2nd	3rd	4th	OT	Total
Visitor	Baltimore Ravens	8:31	3:46	7:53	6:14	10:12	36:36
Home	Denver Broncos	6:29	11:14	7:07	8:46	6:30	40:06

Kickoff Drive No.-Start Average

Ravens: 7 - BLT 19

Broncos: 5 - DEN 24

Ball Possession And Drive Chart

Indianapolis Colts

#	Time Recd	Time Lost	Time Poss	How Ball Obtained	Drive Began	# Play	Yds Gain	Yds Pen	Net Yds	1st Down	Last Scrm	How Given Up
1	15:00	13:12	1:48	Kickoff	IND 20	4	16	0	16	1	IND 36	Punt
2	10:55	3:45	7:10	Fumble	IND 11	14	47	5	52	5	BLT 30	Fumble
3	2:49	0:14	2:35	Punt	IND 23	5	19	0	19	1	IND 42	Punt
4	11:18	10:14	1:04	Kickoff	IND 20	3	8	0	8	0	IND 28	Punt
5	8:09	2:25	5:44	Punt	IND 20	10	51	0	51	3	BLT 29	Field Goal
6	0:50	0:00	0:50	Kickoff	IND 20	7	62	-16	46	2	BLT 34	Field Goal
7	12:27	9:49	2:38	Punt	IND 20	5	10	-5	5	1	IND 25	Punt
8	8:26	0:40	7:46	Kickoff	IND 20	15	77	-5	72	4	* BLT 8	Field Goal
9	14:15	11:44	2:31	Fumble	IND 29	7	49	0	49	2	* BLT 22	Missed FG
10	9:14	5:24	3:50	Kickoff	IND 20	12	57	5	62	3	* BLT 18	Interception
11	3:46	2:10	1:36	Punt	IND 10	9	23	30	53	3	BLT 37	Downs

(213) Average IND 19

Baltimore Ravens

#	Time Recd	Time Lost	Time Poss	How Ball Obtained	Drive Began	# Play	Yds Gain	Yds Pen	Net Yds	1st Down	Last Scrm	How Given Up
1	13:12	10:55	2:17	Punt	BLT 48	5	35	6	41	2	* IND 11	Fumble
2	3:45	2:49	0:56	Fumble	BLT 37	3	4	0	4	0	BLT 41	Punt
3	0:14	11:18	3:56	Punt	BLT 29	10	66	0	66	4	* IND 5	Field Goal
4	10:14	8:09	2:05	Punt	BLT 20	5	20	0	20	1	BLT 40	Punt
5	2:25	0:50	1:35	Kickoff	BLT 37	6	63	0	63	3	* IND 2	Touchdown
6	15:00	12:27	2:33	Kickoff	BLT 18	6	43	-10	33	1	IND 49	Punt
7	9:49	8:26	1:23	Punt	BLT 25	5	80	-5	75	3	* IND 20	Touchdown
8	0:40	14:15	1:25	Kickoff	BLT 20	3	40	0	40	1	BLT 42	Fumble
9	11:44	9:14	2:30	Missed FG	BLT 30	5	70	0	70	2	* IND 18	Touchdown
10	5:24	3:46	1:38	Interception	IND 44	3	6	0	6	0	IND 38	Punt
11	2:10	0:00	2:10	Downs	BLT 37	6	14	0	14	1	IND 48	End of Game

(357) Average BLT 32

* inside opponent's 20

Time of Possession by Quarter		1st	2nd	3rd	4th	OT	Total
Visitor	Indianapolis Colts	11:33	7:38	10:24	7:57		37:32
Home	Baltimore Ravens	3:27	7:22	4:36	7:03		22:28
Kickoff Drive No.-Start Average		Colts: 5 - IND 20		Ravens: 3 - BLT 25			

Ball Possession And Drive Chart

Baltimore Ravens

#	Time Recd	Time Lost	Time Poss	How Ball Obtained	Drive Began	# Play	Yds Gain	Yds Pen	Net Yds	1st Down	Last Scrm	How Given Up
1	15:00	9:02	5:58	Kickoff	BLT 20	13	43	-10	33	3	CIN 47	Punt
2	6:42	5:19	1:23	Punt	BLT 26	3	-7	0	-7	0	BLT 19	Punt
3	3:52	0:17	3:35	Punt	BLT 20	7	80	0	80	5	* CIN 2	Touchdown
4	12:24	9:47	2:37	Punt	BLT 8	5	24	-4	20	1	BLT 28	Punt
5	8:11	5:01	3:10	Punt	BLT 14	6	34	-20	14	2	BLT 28	Punt
6	3:01	2:07	0:54	Punt	BLT 5	3	-2	-2	-4	0	BLT 1	Punt
7	0:39	0:00	0:39	Kickoff	BLT 16	5	31	0	31	2	BLT 47	End of Half
8	10:23	7:50	2:33	Punt	BLT 3	6	14	0	14	1	BLT 17	Punt
9	6:15	4:36	1:39	Kickoff	BLT 22	3	-12	0	-12	0	BLT 10	Punt
10	2:24	12:50	4:34	Kickoff	BLT 19	11	56	25	81	5	* CIN 1	Touchdown
11	11:36	8:54	2:42	Punt	CIN 49	6	32	-10	22	1	CIN 27	Missed FG
12	7:16	6:06	1:10	Kickoff	BLT 20	3	3	0	3	0	BLT 23	Interception
13	6:06	1:21	4:45	Kickoff	BLT 23	14	56	-10	46	3	CIN 31	Field Goal

(247) Average BLT 19

Cincinnati Bengals

#	Time Recd	Time Lost	Time Poss	How Ball Obtained	Drive Began	# Play	Yds Gain	Yds Pen	Net Yds	1st Down	Last Scrm	How Given Up
1	9:02	6:42	2:20	Punt	CIN 12	6	13	0	13	1	CIN 25	Punt
2	5:19	3:52	1:27	Punt	CIN 43	3	4	0	4	0	CIN 47	Punt
3	0:17	12:24	2:53	Kickoff	CIN 23	6	34	0	34	2	BLT 43	Punt
4	9:47	8:11	1:36	Punt	CIN 36	3	5	0	5	0	CIN 41	Punt
5	5:01	3:01	2:00	Punt	CIN 30	3	7	0	7	0	CIN 37	Punt
6	2:07	0:39	1:28	Punt	BLT 42	5	42	0	42	2	* BLT 11	Touchdown
7	15:00	10:23	4:37	Kickoff	CIN 25	6	21	0	21	1	CIN 46	Punt
8	7:50	6:15	1:35	Punt	CIN 48	4	8	15	23	1	BLT 29	Field Goal
9	4:36	2:24	2:12	Punt	BLT 40	6	10	16	26	1	* BLT 14	Field Goal
10	12:50	11:36	1:14	Kickoff	CIN 20	3	-4	0	-4	0	CIN 16	Punt
11	8:54	7:16	1:38	Missed FG	CIN 35	5	45	0	45	1	BLT 20	Field Goal
12	1:21	0:00	1:21	Kickoff	BLT 45	2	-2	0	-2	0	BLT 46	End of Game

(445) Average CIN 37

* inside opponent's 20

Time of Possession by Quarter

Visitor	Home	1st	2nd	3rd	4th	OT	Total
Baltimore Ravens	Cincinnati Bengals	10:56	7:20	6:36	10:47		35:39
Cincinnati Bengals	Baltimore Ravens	4:04	7:40	8:24	4:13		24:21

Kickoff Drive No.-Start Average

Ravens: 6 - BLT 20

Bengals: 3 - CIN 23

Ball Possession And Drive Chart

New York Giants

#	Time Recd	Time Lost	Time Poss	How Ball Obtained	Drive Began	# Play	Yds Gain	Yds Pen	Net Yds	1st Down	Last Scrm	How Given Up
1	15:00	13:03	1:57	Kickoff	NYG 20	3	1	5	6	0	NYG 26	Punt
2	7:38	6:34	1:04	Kickoff	NYG 18	3	1	-5	-4	0	NYG 14	Punt
3	4:24	1:30	2:54	Kickoff	NYG 23	5	77	0	77	3	* BLT 14	Touchdown
4	0:03	12:10	2:53	Punt	NYG 13	5	20	0	20	1	NYG 33	Punt
5	6:05	3:15	2:50	Kickoff	NYG 35	3	11	-20	-9	0	NYG 26	Punt
6	1:04	0:03	1:01	Kickoff	NYG 17	3	-1	0	-1	0	NYG 16	Punt
7	14:08	13:15	0:53	Punt	NYG 36	3	2	0	2	0	NYG 38	Punt
8	5:18	3:05	2:13	Kickoff	NYG 26	6	4	0	4	1	NYG 30	Punt
9	11:08	10:21	0:47	Kickoff	NYG 20	3	6	0	6	0	NYG 26	Punt
10	7:25	3:18	4:07	Kickoff	NYG 20	11	65	15	80	6	* BLT 13	Touchdown

(228) Average NYG 23

Baltimore Ravens

#	Time Recd	Time Lost	Time Poss	How Ball Obtained	Drive Began	# Play	Yds Gain	Yds Pen	Net Yds	1st Down	Last Scrm	How Given Up
1	13:03	7:38	5:25	Punt	BLT 27	14	73	0	73	5	* NYG 6	Touchdown
2	6:34	4:24	2:10	Punt	NYG 47	4	47	0	47	2	* NYG 1	Touchdown
3	1:30	0:03	1:27	Kickoff	BLT 28	4	11	-10	1	0	BLT 29	Punt
4	12:10	6:05	6:05	Punt	BLT 12	12	83	0	83	4	* NYG 5	Field Goal
5	3:15	1:04	2:11	Punt	BLT 24	7	76	0	76	4	NYG 27	Touchdown
6	0:03	0:00	0:03	Punt	BLT 45	1	-1	0	-1	0	BLT 45	End of Half
7	15:00	14:08	0:52	Kickoff	BLT 24	3	3	0	3	0	BLT 27	Punt
8	13:15	5:18	7:57	Punt	BLT 15	16	102	-20	82	4	* NYG 3	Field Goal
9	3:05	11:08	6:57	Punt	BLT 26	13	57	5	62	4	* NYG 12	Field Goal
10	10:21	7:25	2:56	Punt	BLT 19	6	70	0	70	1	* NYG 11	Field Goal
11	3:18	0:00	3:18	Kickoff	NYG 41	5	12	0	12	1	NYG 28	End of Game

(332) Average BLT 30

* inside opponent's 20

Time of Possession by Quarter		1st	2nd	3rd	4th	OT	Total
Visitor	New York Giants	5:58	6:41	3:06	4:54		20:39
Home	Baltimore Ravens	9:02	8:19	11:54	10:06		39:21

Kickoff Drive No.-Start Average

Giants: 8 - NYG 22

Ravens: 2 - BLT 26

Denver Broncos vs Baltimore Ravens
12/16/2012 at M&T Stadium

Ball Possession And Drive Chart

Denver Broncos

#	Time Recd	Time Lost	Time Poss	How Ball Obtained	Drive Began	# Play	Yds Gain	Yds Pen	Net Yds	1st Down	Last Scrm	How Given Up
1	15:00	13:22	1:38	Kickoff	DEN 20	3	5	0	5	0	DEN 25	Punt
2	12:09	7:13	4:56	Fumble	DEN 47	11	49	-5	44	3	* BLT 9	Field Goal
3	6:20	5:09	1:11	Punt	DEN 48	3	9	0	9	0	BLT 43	Punt
4	3:27	2:30	0:57	Punt	DEN 31	3	-6	0	-6	0	DEN 25	Punt
5	1:03	11:51	4:12	Punt	DEN 22	11	78	0	78	6	* BLT 1	Touchdown
6	10:41	8:47	1:54	Punt	DEN 15	3	9	0	9	0	DEN 24	Punt
7	6:20	2:09	4:11	Punt	DEN 5	7	29	0	29	2	DEN 34	Punt
8	12:18	9:53	2:25	Kickoff	DEN 17	5	83	0	83	3	DEN 49	Touchdown
9	8:56	7:40	1:16	Punt	BLT 39	4	39	0	39	2	* BLT 6	Touchdown
10	6:54	4:50	2:04	Punt	DEN 21	3	7	-10	-3	0	DEN 18	Punt
11	1:57	0:48	1:09	Downs	DEN 23	3	5	0	5	0	DEN 28	Punt
12	14:31	4:32	9:59	Kickoff	DEN 20	15	47	15	62	5	* BLT 18	Field Goal
13	4:08	2:57	1:11	Kickoff	BLT 44	3	0	-10	-10	0	DEN 46	Punt
14	2:04	0:33	1:31	Downs	BLT 23	4	-4	0	-4	0	BLT 27	Missed FG

(463) Average DEN 33

Baltimore Ravens

#	Time Recd	Time Lost	Time Poss	How Ball Obtained	Drive Began	# Play	Yds Gain	Yds Pen	Net Yds	1st Down	Last Scrm	How Given Up
1	13:22	12:09	1:13	Punt	BLT 45	3	8	0	8	0	DEN 46	Fumble
2	7:13	6:20	0:53	Kickoff	BLT 6	3	2	0	2	0	BLT 8	Punt
3	5:09	3:27	1:42	Punt	BLT 14	3	9	0	9	0	BLT 23	Punt
4	2:30	1:03	1:27	Punt	BLT 32	3	2	0	2	0	BLT 34	Punt
5	11:51	10:41	1:10	Kickoff	BLT 28	3	2	0	2	0	BLT 30	Punt
6	8:47	6:20	2:27	Punt	BLT 27	6	21	-10	11	1	BLT 38	Punt
7	2:09	0:15	1:54	Punt	BLT 20	7	76	0	76	3	* DEN 4	Interception
8	0:15	0:00	0:15	Kickoff	BLT 20	1	-1	0	-1	0	BLT 20	End of Half
9	15:00	12:18	2:42	Kickoff	BLT 44	8	29	0	29	2	DEN 27	Field Goal
10	9:53	8:56	0:57	Kickoff	BLT 21	3	-1	0	-1	0	BLT 20	Punt
11	7:40	6:54	0:46	Kickoff	BLT 20	3	4	0	4	0	BLT 24	Punt
12	4:50	1:57	2:53	Punt	BLT 33	9	48	-4	44	3	DEN 23	Downs
13	0:48	14:31	1:17	Punt	DEN 36	4	36	0	36	2	* DEN 31	Touchdown
14	4:32	4:08	0:24	Kickoff	BLT 39	1	61	0	61	1	BLT 39	Touchdown
15	2:57	2:04	0:53	Punt	BLT 16	4	2	5	7	0	BLT 23	Downs
16	0:33	0:00	0:33	Missed FG	BLT 35	2	-20	0	-20	0	BLT 29	End of Game

(464) Average BLT 29

* inside opponent's 20

Time of Possession by Quarter

	1st	2nd	3rd	4th	OT	Total
Visitor Denver Broncos	9:45	9:14	6:54	12:41		38:34
Home Baltimore Ravens	5:15	5:46	8:06	2:19		21:26

Kickoff Drive No.-Start Average

Broncos: 3 - DEN 19

Ravens: 7 - BLT 25

Ball Possession And Drive Chart

Baltimore Ravens

#	Time Recd	Time Lost	Time Poss	How Ball Obtained	Drive Began	# Play	Yds Gain	Yds Pen	Net Yds	1st Down	Last Scrm	How Given Up
1	9:38	7:05	2:33	Kickoff	BLT 19	5	81	0	81	3	* WAS 19	Touchdown
2	2:55	0:58	1:57	Kickoff	BLT 33	3	12	-5	7	0	BLT 40	Punt
3	14:45	10:16	4:29	Punt	BLT 23	9	77	0	77	4	WAS 31	Touchdown
4	9:30	8:39	0:51	Fumble	WAS 14	3	14	0	14	1	* WAS 14	Touchdown
5	3:44	1:46	1:58	Punt	BLT 20	3	16	-12	4	0	BLT 24	Punt
6	0:44	0:00	0:44	Punt	BLT 13	4	18	0	18	1	BLT 27	End of Half
7	15:00	12:52	2:08	Kickoff	BLT 14	4	17	15	32	2	BLT 46	Fumble
8	10:27	5:35	4:52	Kickoff	BLT 35	9	54	0	54	3	* WAS 11	Interception
9	1:21	14:35	1:46	Kickoff	BLT 40	3	-5	0	-5	0	BLT 35	Punt
10	12:19	10:21	1:58	Punt	WAS 47	3	7	0	7	0	WAS 40	Punt
11	8:47	4:47	4:00	Punt	BLT 38	8	62	0	62	4	* WAS 7	Touchdown
12	0:29	0:00	0:29	Kickoff	BLT 20	1	-1	0	-1	0	BLT 20	End of Half
13	15:00	13:23	1:37	Kickoff	BLT 25	3	7	0	7	0	BLT 32	Punt

(419) Average BLT 32

Washington Redskins

#	Time Recd	Time Lost	Time Poss	How Ball Obtained	Drive Began	# Play	Yds Gain	Yds Pen	Net Yds	1st Down	Last Scrm	How Given Up
1	15:00	9:38	5:22	Kickoff	WAS 20	10	90	-10	80	5	* BLT 4	Touchdown
2	7:05	2:55	4:10	Kickoff	WAS 17	8	93	-10	83	4	* BLT 1	Touchdown
3	0:58	14:45	1:13	Punt	WAS 27	3	3	0	3	0	WAS 30	Punt
4	10:16	9:30	0:46	Kickoff	WAS 20	2	3	0	3	0	WAS 24	Fumble
5	8:39	3:44	4:55	Kickoff	WAS 20	6	48	-10	38	2	BLT 42	Punt
6	1:46	0:44	1:02	Punt	WAS 33	4	13	2	15	1	WAS 48	Punt
7	12:52	10:27	2:25	Fumble	BLT 46	6	16	0	16	1	BLT 30	Field Goal
8	5:35	1:21	4:14	Interception	WAS 15	8	54	0	54	3	BLT 31	Field Goal
9	14:35	12:19	2:16	Punt	WAS 14	3	-7	0	-7	0	WAS 7	Punt
10	10:21	8:47	1:34	Punt	WAS 8	3	7	0	7	0	WAS 15	Punt
11	4:47	0:29	4:18	Kickoff	WAS 15	13	88	-3	85	6	* BLT 11	Touchdown
12	13:23	11:37	1:46	Punt	BLT 24	3	3	5	8	0	* BLT 16	Field Goal

(319) Average WAS 27

* inside opponent's 20

Time of Possession by Quarter		1st	2nd	3rd	4th	OT	Total
Visitor	Baltimore Ravens	4:30	8:02	8:21	6:52	1:37	29:22
Home	Washington Redskins	10:30	6:58	6:39	8:08	1:46	34:01
Kickoff Drive No.-Start Average		Ravens: 7 - BLT 27		Redskins: 5 - WAS 18			

Ball Possession And Drive Chart

Pittsburgh Steelers

#	Time Recd	Time Lost	Time Poss	How Ball Obtained	Drive Began	# Play	Yds Gain	Yds Pen	Net Yds	1st Down	Last Scrm	How Given Up
1	12:42	7:12	5:30	Punt	PIT 24	11	48	0	48	3	BLT 28	Field Goal
2	5:02	3:22	1:40	Punt	PIT 13	3	7	0	7	0	PIT 20	Punt
3	13:52	12:03	1:49	Kickoff	PIT 20	3	3	0	3	0	PIT 23	Punt
4	9:34	7:56	1:38	Kickoff	PIT 20	3	5	0	5	0	PIT 25	Punt
5	6:03	5:16	0:47	Interception	PIT 49	2	-2	0	-2	0	PIT 47	Interception
6	3:16	0:32	2:44	Kickoff	PIT 40	9	32	5	37	2	BLT 23	Field Goal
7	15:00	11:05	3:55	Kickoff	PIT 22	7	78	0	78	3	* BLT 16	Touchdown
8	8:06	7:00	1:06	Punt	PIT 29	3	20	0	20	0	PIT 28	Fumble
9	4:50	1:52	2:58	Kickoff	PIT 20	5	37	0	37	1	BLT 43	Punt
10	14:42	10:59	3:43	Punt	PIT 20	6	60	0	60	3	BLT 20	Interception
11	9:41	7:24	2:17	Fumble	BLT 27	4	27	0	27	2	* BLT 7	Touchdown
12	6:14	0:00	6:14	Punt	PIT 15	12	51	10	61	5	* BLT 24	Field Goal

(345) Average PIT 29

Baltimore Ravens

#	Time Recd	Time Lost	Time Poss	How Ball Obtained	Drive Began	# Play	Yds Gain	Yds Pen	Net Yds	1st Down	Last Scrm	How Given Up
1	15:00	12:42	2:18	Kickoff	BLT 20	6	30	-15	15	2	BLT 35	Punt
2	7:12	5:02	2:10	Kickoff	BLT 18	5	16	0	16	1	BLT 34	Punt
3	3:22	13:52	4:30	Punt	BLT 34	10	40	0	40	3	PIT 26	Field Goal
4	12:03	9:34	2:29	Punt	BLT 42	8	29	25	54	3	* PIT 4	Field Goal
5	7:56	6:03	1:53	Punt	BLT 19	4	13	0	13	1	BLT 32	Interception
6	5:16	3:16	2:00	Interception	BLT 31	4	64	5	69	3	PIT 28	Touchdown
7	0:32	0:00	0:32	Kickoff	BLT 24	1	-1	0	-1	0	BLT 24	End of Half
8	11:05	8:06	2:59	Kickoff	BLT 26	5	12	-15	-3	1	BLT 23	Punt
9	7:00	4:50	2:10	Fumble	BLT 37	6	63	0	63	3	PIT 34	Touchdown
10	1:52	14:42	2:10	Punt	BLT 16	4	10	-5	5	1	BLT 21	Punt
11	10:59	9:41	1:18	Interception	BLT 27	3	0	0	0	0	BLT 32	Fumble
12	7:24	6:14	1:10	Kickoff	BLT 20	4	12	0	12	1	BLT 32	Punt

(314) Average BLT 26

* inside opponent's 20

Time of Possession by Quarter		1st	2nd	3rd	4th	OT	Total
Visitor	Pittsburgh Steelers	7:10	6:58	7:59	12:14		34:21
Home	Baltimore Ravens	7:50	8:02	7:01	2:46		25:39

Kickoff Drive No.-Start Average Steelers: 5 - PIT 24 Ravens: 5 - BLT 22

Ball Possession And Drive Chart

Baltimore Ravens

#	Time Recd	Time Lost	Time Poss	How Ball Obtained	Drive Began	# Play	Yds Gain	Yds Pen	Net Yds	1st Down	Last Scrm	How Given Up
1	11:31	7:23	4:08	Punt	BLT 12	8	33	-5	28	2	BLT 40	Punt
2	5:00	1:25	3:35	Punt	BLT 24	9	33	0	33	2	SD 43	Punt
3	15:00	13:45	1:15	Punt	BLT 34	3	1	0	1	0	BLT 35	Punt
4	9:43	7:56	1:47	Kickoff	BLT 16	3	8	0	8	0	BLT 24	Punt
5	3:04	2:09	0:55	Kickoff	BLT 20	3	-6	0	-6	0	BLT 14	Punt
6	1:45	0:00	1:45	Punt	BLT 16	6	21	0	21	1	BLT 37	Punt
7	15:00	12:19	2:41	Kickoff	BLT 16	7	59	0	59	1	SD 25	Field Goal
8	10:17	7:56	2:21	Punt	BLT 29	4	-1	0	-1	1	BLT 28	Punt
9	6:18	0:30	5:48	Punt	BLT 24	11	60	0	60	3	* SD 14	Downs
10	7:51	4:19	3:32	Kickoff	BLT 20	9	90	-10	80	6	* SD 4	Touchdown
11	3:09	0:00	3:09	Punt	BLT 40	12	50	-10	40	3	SD 20	Field Goal
12	10:44	6:27	4:17	Punt	BLT 11	7	37	0	37	2	BLT 48	Punt
13	4:56	1:07	3:49	Punt	BLT 11	12	58	11	69	4	* SD 20	Field Goal

(273) Average BLT 21

San Diego Chargers

#	Time Recd	Time Lost	Time Poss	How Ball Obtained	Drive Began	# Play	Yds Gain	Yds Pen	Net Yds	1st Down	Last Scrm	How Given Up
1	15:00	11:31	3:29	Kickoff	SD 20	5	15	0	15	1	SD 35	Punt
2	7:23	5:00	2:23	Punt	SD 21	3	6	-11	-5	0	SD 16	Punt
3	1:25	0:00	1:25	Punt	SD 14	3	9	0	9	0	SD 23	Punt
4	13:45	9:43	4:02	Punt	SD 22	9	78	0	78	4	BLT 21	Touchdown
5	7:56	3:04	4:52	Punt	SD 18	11	53	0	53	4	BLT 29	Field Goal
6	2:09	1:45	0:24	Punt	SD 36	3	8	0	8	0	SD 44	Punt
7	12:19	10:17	2:02	Kickoff	SD 20	3	5	0	5	0	SD 25	Punt
8	7:56	6:18	1:38	Punt	SD 33	3	-3	0	-3	0	SD 30	Punt
9	0:30	7:51	7:39	Downs	SD 16	13	62	10	72	5	* BLT 12	Field Goal
10	4:19	3:09	1:10	Kickoff	SD 20	3	6	0	6	0	SD 26	Punt
11	15:00	10:44	4:16	Kickoff	SD 16	8	34	0	34	2	50	Punt
12	6:27	4:56	1:31	Punt	SD 20	3	7	0	7	0	SD 27	Punt

(256) Average SD 21

* inside opponent's 20

Time of Possession by Quarter		1st	2nd	3rd	4th	OT	Total
Visitor	Baltimore Ravens	7:43	5:42	10:50	6:41	8:06	39:02
Home	San Diego Chargers	7:17	9:18	4:10	8:19	5:47	34:51
Kickoff Drive No.-Start Average		Ravens: 4 - BLT 18		Chargers: 4 - SD 19			

Ball Possession And Drive Chart

Baltimore Ravens

#	Time Recd	Time Lost	Time Poss	How Ball Obtained	Drive Began	# Play	Yds Gain	Yds Pen	Net Yds	1st Down	Last Scrm	How Given Up
1	14:17	12:39	1:38	Kickoff	BLT 34	3	8	0	8	0	BLT 42	Punt
2	10:31	8:22	2:09	Fumble	PIT 12	4	4	0	4	0	* PIT 8	Field Goal
3	6:59	5:09	1:50	Punt	BLT 14	5	15	5	20	1	BLT 34	Punt
4	1:27	14:03	2:24	Punt	BLT 30	9	53	-5	48	3	* PIT 22	Missed FG
5	11:07	6:05	5:02	Punt	BLT 20	7	25	-10	15	2	BLT 35	Punt
6	4:39	1:23	3:16	Punt	BLT 28	8	32	0	32	2	PIT 40	Punt
7	0:12	0:00	0:12	Punt	BLT 15	1	-1	0	-1	0	BLT 15	End of Half
8	15:00	12:58	2:02	Kickoff	BLT 30	3	9	0	9	0	BLT 39	Punt
9	9:27	6:49	2:38	Interception	BLT 38	8	41	0	41	2	PIT 21	Field Goal
10	0:34	14:21	1:13	Kickoff	BLT 36	3	-6	0	-6	0	BLT 30	Punt
11	10:13	8:36	1:37	Punt	BLT 19	3	8	0	8	0	BLT 27	Punt
12	4:13	1:05	3:08	Punt	BLT 13	6	12	15	27	2	BLT 40	Punt

(365) Average BLT 30

Pittsburgh Steelers

#	Time Recd	Time Lost	Time Poss	How Ball Obtained	Drive Began	# Play	Yds Gain	Yds Pen	Net Yds	1st Down	Last Scrm	How Given Up
1	15:00	14:17	0:43	Kickoff	PIT 20	2	38	42	80	2	BLT 31	Touchdown
2	12:39	10:31	2:08	Punt	PIT 14	3	23	-8	15	0	PIT 14	Fumble
3	8:22	6:59	1:23	Kickoff	PIT 20	4	18	0	18	1	PIT 38	Punt
4	5:09	3:16	1:53	Punt	PIT 12	3	5	-5	0	0	PIT 12	Punt
5	3:16	1:27	1:49	Kickoff	PIT 12	3	9	0	9	0	PIT 21	Punt
6	14:03	11:07	2:56	Missed FG	PIT 31	5	24	-10	14	1	PIT 45	Punt
7	6:05	4:39	1:26	Punt	PIT 21	3	9	0	9	0	PIT 30	Punt
8	1:23	0:12	1:11	Punt	PIT 20	6	18	0	18	1	PIT 38	Punt
9	12:58	9:27	3:31	Punt	PIT 15	6	47	0	47	1	BLT 38	Interception
10	6:49	0:34	6:15	Kickoff	PIT 16	12	69	11	80	5	* BLT 4	Field Goal
11	14:21	10:13	4:08	Punt	PIT 30	8	14	0	14	2	PIT 44	Punt
12	8:36	4:13	4:23	Punt	PIT 25	9	25	0	25	3	50	Punt
13	1:05	0:00	1:05	Punt	PIT 16	6	12	0	12	1	PIT 28	Fumble

(252) Average PIT 19

* inside opponent's 20

Time of Possession by Quarter		1st	2nd	3rd	4th	OT	Total
Visitor	Baltimore Ravens	7:04	9:27	5:14	5:24		27:09
Home	Pittsburgh Steelers	7:56	5:33	9:46	9:36		32:51

Kickoff Drive No.-Start Average Ravens: 3 - BLT 33 Steelers: 4 - PIT 17

Ball Possession And Drive Chart

Oakland Raiders

#	Time Recd	Time Lost	Time Poss	How Ball Obtained	Drive Began	# Play	Yds Gain	Yds Pen	Net Yds	1st Down	Last Scrm	How Given Up
1	15:00	11:53	3:07	Kickoff	OAK 20	7	32	0	32	1	BLT 44	Downs
2	8:49	7:11	1:38	Kickoff	OAK 24	3	8	0	8	0	OAK 32	Punt
3	3:15	14:22	3:53	Kickoff	OAK 20	6	35	-10	25	1	OAK 45	Punt
4	12:27	10:02	2:25	Interception	BLT 19	6	21	-5	16	1	* BLT 3	Field Goal
5	7:49	6:08	1:41	Kickoff	OAK 20	5	27	-10	17	2	OAK 37	Interception
6	3:16	1:37	1:39	Kickoff	OAK 20	7	80	0	80	3	OAK 45	Touchdown
7	0:24	0:00	0:24	Kickoff	OAK 22	1	-3	0	-3	0	OAK 22	End of Half
8	13:42	10:31	3:11	Kickoff	OAK 20	7	80	0	80	4	BLT 30	Touchdown
9	9:20	8:44	0:36	Kickoff	OAK 17	3	0	0	0	0	OAK 17	Punt
10	5:40	4:35	1:05	Kickoff	OAK 20	3	3	0	3	0	OAK 23	Punt
11	2:33	12:47	4:46	Punt	OAK 10	10	61	0	61	3	* BLT 29	Field Goal
12	12:34	7:31	5:03	Kickoff	OAK 26	11	61	0	61	4	* BLT 10	Fumble
13	5:59	3:55	2:04	Punt	OAK 16	3	6	-5	1	0	OAK 17	Punt
14	1:50	0:00	1:50	Punt	OAK 20	3	8	0	8	0	OAK 25	End of Game

(336) Average OAK 24

Baltimore Ravens

#	Time Recd	Time Lost	Time Poss	How Ball Obtained	Drive Began	# Play	Yds Gain	Yds Pen	Net Yds	1st Down	Last Scrm	How Given Up
1	11:53	8:49	3:04	Downs	BLT 48	7	22	0	22	1	OAK 30	Field Goal
2	7:11	3:15	3:56	Punt	BLT 37	8	63	0	63	3	* OAK 1	Touchdown
3	14:22	12:27	1:55	Punt	BLT 2	4	10	-6	4	1	BLT 6	Interception
4	10:02	7:49	2:13	Kickoff	BLT 20	6	80	0	80	3	* OAK 5	Touchdown
5	6:08	3:16	2:52	Interception	OAK 32	6	11	5	16	1	* OAK 16	Field Goal
6	1:37	0:24	1:13	Kickoff	BLT 20	7	80	0	80	5	* OAK 7	Touchdown
7	15:00	13:42	1:18	Kickoff	BLT 30	3	55	15	70	2	OAK 47	Touchdown
8	10:31	9:27	1:04	Kickoff	BLT 20	3	2	0	2	0	BLT 22	Punt
9	9:27	9:20	0:07	Muffed Punt	OAK 20	1	20	0	20	1	OAK 20	Touchdown
10	8:44	5:40	3:04	Punt	BLT 26	9	54	20	74	4	* OAK 7	Touchdown
11	4:35	2:33	2:02	Punt	BLT 33	4	16	0	16	1	BLT 49	Punt
12	12:47	12:34	0:13	Kickoff		0	0	0	0	0		Touchdown
13	7:31	5:59	1:32	Fumble	BLT 13	3	-1	0	-1	0	BLT 12	Punt
14	3:55	1:50	2:05	Punt	BLT 20	3	7	0	7	0	BLT 27	Punt

(417) Average BLT 32

* inside opponent's 20

Time of Possession by Quarter		1st	2nd	3rd	4th	OT	Total
Visitor	Oakland Raiders	8:00	6:47	7:25	11:10		33:22
Home	Baltimore Ravens	7:00	8:13	7:35	3:50		26:38

Kickoff Drive No.-Start Average Raiders: 10 - OAK 21 Ravens: 4 - BLT 22

Ball Possession And Drive Chart

Baltimore Ravens

#	Time Recd	Time Lost	Time Poss	How Ball Obtained	Drive Began	# Play	Yds Gain	Yds Pen	Net Yds	1st Down	Last Scrm	How Given Up
1	13:57	8:32	5:25	Punt	BLT 30	10	70	0	70	6	* CLV 8	Touchdown
2	6:53	0:01	6:52	Punt	BLT 34	12	86	-20	66	5	* CLV 12	Touchdown
3	9:19	5:52	3:27	Kickoff	BLT 22	5	33	0	33	1	CLV 45	Punt
4	1:47	1:03	0:44	Kickoff	BLT 20	3	5	0	5	0	BLT 25	Punt
5	0:03	0:00	0:03	Kickoff	BLT 20	1	-1	0	-1	0	BLT 20	End of Half
6	15:00	13:59	1:01	Kickoff	BLT 10	3	0	0	0	0	BLT 10	Punt
7	12:57	10:56	2:01	Interception	CLV 39	3	7	-10	-3	0	CLV 42	Punt
8	9:31	8:09	1:22	Punt	BLT 29	3	-8	0	-8	0	BLT 21	Punt
9	2:39	1:03	1:36	Kickoff	BLT 22	3	1	0	1	0	BLT 23	Punt
10	14:49	13:20	1:29	Punt	BLT 11	3	4	0	4	0	BLT 15	Punt
11	8:48	4:26	4:22	Kickoff	BLT 19	9	65	16	81	5	* CLV 19	Touchdown
12	3:50	2:49	1:01	Downs	CLV 28	4	9	-5	4	0	CLV 24	Field Goal
13	2:09	0:00	2:09	Interception	BLT 45	4	11	0	11	1	CLV 46	End of Game

(395) Average BLT 30

Cleveland Browns

#	Time Recd	Time Lost	Time Poss	How Ball Obtained	Drive Began	# Play	Yds Gain	Yds Pen	Net Yds	1st Down	Last Scrm	How Given Up
1	15:00	13:57	1:03	Kickoff	CLV 19	3	9	0	9	0	CLV 28	Punt
2	8:32	6:53	1:39	Kickoff	CLV 23	3	9	0	9	0	CLV 32	Punt
3	0:01	9:19	5:42	Kickoff	CLV 20	12	61	5	66	5	* BLT 14	Field Goal
4	5:52	1:47	4:05	Punt	CLV 13	10	76	0	76	3	* BLT 11	Field Goal
5	1:03	0:03	1:00	Punt	CLV 39	7	50	0	50	3	* BLT 11	Field Goal
6	13:59	12:57	1:02	Punt	CLV 49	3	7	0	7	0	BLT 44	Interception
7	10:56	9:31	1:25	Punt	CLV 20	3	-2	0	-2	0	CLV 18	Punt
8	8:09	2:39	5:30	Punt	CLV 44	10	26	15	41	3	* BLT 15	Field Goal
9	1:03	14:49	1:14	Punt	CLV 46	3	9	-10	-1	0	CLV 45	Punt
10	13:20	8:48	4:32	Punt	CLV 43	9	32	2	34	3	* BLT 23	Field Goal
11	4:26	3:50	0:36	Kickoff	CLV 20	4	8	0	8	0	CLV 28	Downs
12	2:49	2:09	0:40	Kickoff	CLV 14	3	5	0	5	0	CLV 19	Interception

(350) Average CLV 29

* inside opponent's 20

Time of Possession by Quarter		1st	2nd	3rd	4th	OT	Total
Visitor	Baltimore Ravens	12:17	4:14	6:00	9:01		31:32
Home	Cleveland Browns	2:43	10:46	9:00	5:59		28:28

Kickoff Drive No.-Start Average Ravens: 6 - BLT 19 Browns: 5 - CLV 19

Ball Possession And Drive Chart

Baltimore Ravens

#	Time Recd	Time Lost	Time Poss	How Ball Obtained	Drive Began	# Play	Yds Gain	Yds Pen	Net Yds	1st Down	Last Scrm	How Given Up
1	13:38	10:57	2:41	Punt	BLT 22	8	45	0	45	3	HST 33	Field Goal
2	9:25	8:46	0:39	Punt	BLT 25	3	7	0	7	0	BLT 32	Punt
3	6:14	4:49	1:25	Punt	BLT 3	3	-3	0	-3	0	BLT 7	Safety
4	0:30	14:51	0:39	Kickoff	BLT 42	2	3	0	3	0	BLT 45	Interception
5	14:51	13:37	1:14	Kickoff	BLT 20	3	5	0	5	0	BLT 25	Punt
6	10:14	9:12	1:02	Punt	BLT 17	3	7	0	7	0	BLT 24	Punt
7	5:58	5:25	0:33	Kickoff	BLT 10	3	0	0	0	0	BLT 10	Punt
8	1:57	1:06	0:51	Kickoff	BLT 44	5	20	0	20	1	HST 36	Interception
9	0:03	0:00	0:03	Kickoff		0	0	0	0	0		End of Half
10	15:00	13:20	1:40	Kickoff	BLT 27	3	8	0	8	0	BLT 35	Punt
11	11:56	10:36	1:20	Punt	HST 47	5	26	21	47	2	* HST 15	Touchdown
12	2:56	12:23	5:33	Kickoff	BLT 25	14	30	9	39	4	* HST 36	Field Goal
13	8:48	4:44	4:04	Kickoff	BLT 29	9	28	0	28	2	HST 43	Downs

(317) Average BLT 26

Houston Texans

#	Time Recd	Time Lost	Time Poss	How Ball Obtained	Drive Began	# Play	Yds Gain	Yds Pen	Net Yds	1st Down	Last Scrm	How Given Up
1	15:00	13:38	1:22	Kickoff	HST 20	3	7	0	7	0	HST 27	Punt
2	10:57	9:25	1:32	Kickoff	HST 20	3	5	0	5	0	HST 25	Punt
3	8:46	6:14	2:32	Punt	HST 22	5	13	0	13	1	HST 35	Punt
4	4:49	0:30	4:19	Kickoff	HST 33	8	62	5	67	4	BLT 25	Touchdown
5	13:37	10:14	3:23	Punt	HST 25	5	31	-10	21	1	HST 46	Punt
6	9:12	5:58	3:14	Punt	HST 42	6	58	0	58	4	* BLT 1	Touchdown
7	5:25	1:57	3:28	Punt	HST 46	8	40	0	40	2	* BLT 14	Field Goal
8	1:06	0:03	1:03	Interception	HST 31	12	42	16	58	4	* BLT 11	Field Goal
9	13:20	11:56	1:24	Punt	HST 10	3	-2	0	-2	0	HST 8	Punt
10	10:36	2:56	7:40	Kickoff	HST 20	12	90	-10	80	5	* BLT 1	Touchdown
11	12:23	8:48	3:35	Kickoff	BLT 44	6	44	0	44	4	* BLT 2	Touchdown
12	4:44	0:00	4:44	Downs	HST 44	7	30	0	30	2	BLT 24	End of Game

(369) Average HST 31

* inside opponent's 20

Time of Possession by Quarter		1st	2nd	3rd	4th	OT	Total
Visitor	Baltimore Ravens	5:15	3:52	5:56	6:41		21:44
Home	Houston Texans	9:45	11:08	9:04	8:19		38:16

Kickoff Drive No.-Start Average Ravens: 7 - BLT 28 Texans: 4 - HST 23

Ball Possession And Drive Chart

Dallas Cowboys

#	Time Recd	Time Lost	Time Poss	How Ball Obtained	Drive Began	# Play	Yds Gain	Yds Pen	Net Yds	1st Down	Last Scrm	How Given Up
1	7:50	3:18	4:32	Kickoff	DAL 20	8	90	-10	80	4	* BLT 22	Touchdown
2	2:31	11:29	6:02	Punt	DAL 20	12	61	-5	56	4	* BLT 24	Field Goal
3	7:29	2:15	5:14	Kickoff	DAL 20	9	50	-5	45	3	BLT 35	Interception
4	0:41	0:00	0:41	Kickoff	DAL 30	1	1	0	1	0	DAL 30	End of Half
5	15:00	11:37	3:23	Kickoff	DAL 20	7	60	-5	55	2	BLT 25	Field Goal
6	11:24	3:19	8:05	Kickoff	DAL 20	14	75	5	80	6	* BLT 7	Touchdown
7	2:20	0:00	2:20	Punt	DAL 45	4	7	8	15	1	BLT 40	Punt
8	13:29	8:22	5:07	Punt	BLT 37	8	26	-5	21	2	* BLT 16	Field Goal
9	4:41	0:32	4:09	Kickoff	DAL 20	18	110	-30	80	7	* BLT 4	Touchdown
10	0:32	0:02	0:30	Onside Kick	DAL 46	2	1	20	21	1	BLT 33	Missed FG

(304) Average DAL 30

Baltimore Ravens

#	Time Recd	Time Lost	Time Poss	How Ball Obtained	Drive Began	# Play	Yds Gain	Yds Pen	Net Yds	1st Down	Last Scrm	How Given Up
1	15:00	7:50	7:10	Kickoff	BLT 20	14	60	0	60	4	* DAL 20	Field Goal
2	3:18	2:31	0:47	Kickoff	BLT 20	3	8	0	8	0	BLT 28	Punt
3	11:29	7:29	4:00	Kickoff	BLT 20	8	79	1	80	5	* DAL 1	Touchdown
4	2:15	0:41	1:34	Interception	BLT 20	8	90	-10	80	5	* DAL 19	Touchdown
5	11:37	11:24	0:13	Kickoff		0	0	0	0	0		Touchdown
6	3:19	2:20	0:59	Kickoff	BLT 8	3	1	0	1	0	BLT 9	Punt
7	15:00	13:29	1:31	Punt	BLT 8	3	2	0	2	0	BLT 10	Punt
8	8:22	4:41	3:41	Kickoff	BLT 27	10	77	-4	73	5	* DAL 1	Touchdown
9	0:02	0:00	0:02	Missed FG	BLT 41	1	-1	0	-1	0	BLT 41	End of Game

(164) Average BLT 20

* inside opponent's 20

Time of Possession by Quarter		1st	2nd	3rd	4th	OT	Total
Visitor	Dallas Cowboys	7:03	9:26	13:48	9:46		40:03
Home	Baltimore Ravens	7:57	5:34	1:12	5:14		19:57

Kickoff Drive No.-Start Average

Cowboys: 6 - DAL 22

Ravens: 5 - BLT 19

Ball Possession And Drive Chart

Baltimore Ravens

#	Time Recd	Time Lost	Time Poss	How Ball Obtained	Drive Began	# Play	Yds Gain	Yds Pen	Net Yds	1st Down	Last Scrm	How Given Up
1	13:12	10:57	2:15	Punt	BLT 21	5	17	0	17	1	BLT 38	Punt
2	6:59	5:33	1:26	Punt	BLT 9	3	0	0	0	0	BLT 9	Punt
3	3:10	1:21	1:49	Fumble	KC 42	6	42	-10	32	1	* KC 10	Field Goal
4	12:28	9:01	3:27	Interception	BLT 29	6	25	0	25	2	KC 46	Punt
5	2:48	1:04	1:44	Kickoff	BLT 20	8	22	0	22	2	BLT 42	Punt
6	15:00	14:54	0:06	Kickoff		0	0	0	0	0		Fumble
7	11:41	8:00	3:41	Fumble	BLT 12	7	85	-5	80	2	* KC 8	Field Goal
8	5:50	4:28	1:22	Punt	BLT 25	3	27	0	27	2	KC 48	Interception
9	3:48	0:00	3:48	Interception	BLT 23	9	56	0	56	3	* KC 21	Field Goal
10	11:56	10:15	1:41	Punt	BLT 1	3	5	0	5	0	BLT 6	Punt
11	4:31	0:00	4:31	Kickoff	BLT 20	8	19	0	19	2	BLT 40	End of Game

(218) Average BLT 22

Kansas City Chiefs

#	Time Recd	Time Lost	Time Poss	How Ball Obtained	Drive Began	# Play	Yds Gain	Yds Pen	Net Yds	1st Down	Last Scrm	How Given Up
1	15:00	13:12	1:48	Kickoff	KC 20	3	8	0	8	0	KC 28	Punt
2	10:57	6:59	3:58	Punt	KC 16	6	35	0	35	2	BLT 49	Punt
3	5:33	3:10	2:23	Punt	KC 25	5	24	0	24	2	BLT 45	Fumble
4	1:21	12:28	3:53	Kickoff	KC 35	8	43	-5	38	3	BLT 27	Interception
5	9:01	2:48	6:13	Punt	KC 35	13	58	-5	53	4	* BLT 12	Field Goal
6	1:04	0:00	1:04	Punt	KC 19	7	43	-5	38	2	BLT 43	Punt
7	14:54	11:41	3:13	Fumble	BLT 29	6	16	12	28	2	* BLT 1	Fumble
8	8:00	5:50	2:10	Kickoff	KC 22	3	5	0	5	0	KC 27	Punt
9	4:28	3:48	0:40	Interception	BLT 36	2	-1	0	-1	0	BLT 37	Interception
10	15:00	11:56	3:04	Kickoff	KC 20	6	35	-10	25	1	KC 45	Punt
11	10:15	4:31	5:44	Punt	KC 30	11	67	-10	57	3	* BLT 13	Field Goal

(357) Average KC 32

* inside opponent's 20

Time of Possession by Quarter		1st	2nd	3rd	4th	OT	Total
Visitor	Baltimore Ravens	5:30	5:11	8:57	6:12		25:50
Home	Kansas City Chiefs	9:30	9:49	6:03	8:48		34:10
Kickoff Drive No.-Start Average		Ravens: 2 - BLT 20			Chiefs: 4 - KC 24		

Ball Possession And Drive Chart

Cleveland Browns

#	Time Recd	Time Lost	Time Poss	How Ball Obtained	Drive Began	# Play	Yds Gain	Yds Pen	Net Yds	1st Down	Last Scrm	How Given Up
1	15:00	13:08	1:52	Kickoff	CLV 20	5	17	0	17	1	CLV 37	Punt
2	11:04	7:35	3:29	Punt	CLV 20	6	12	0	12	1	CLV 32	Punt
3	3:21	0:50	2:31	Interception	CLV 20	4	23	-10	13	1	CLV 33	Punt
4	12:57	12:01	0:56	Kickoff	CLV 20	3	5	0	5	0	CLV 25	Punt
5	10:03	8:37	1:26	Kickoff	CLV 17	3	-3	0	-3	0	CLV 14	Punt
6	7:24	2:32	4:52	Punt	CLV 6	11	94	0	94	6	* BLT 1	Touchdown
7	1:03	0:40	0:23	Punt	CLV 20	3	3	0	3	0	CLV 23	Punt
8	9:53	6:52	3:01	Kickoff	CLV 14	8	38	15	53	3	BLT 33	Field Goal
9	2:07	0:15	1:52	Missed FG	CLV 37	5	20	0	20	1	BLT 43	Interception
10	0:15	12:11	3:04	Kickoff	CLV 20	8	48	0	48	2	BLT 32	Field Goal
11	10:01	9:10	0:51	Punt	CLV 31	3	5	0	5	0	CLV 36	Punt
12	6:08	4:33	1:35	Punt	BLT 46	5	38	-26	12	1	BLT 34	Field Goal
13	1:05	0:00	1:05	Punt	CLV 10	9	57	15	72	4	* BLT 18	End of Game

(289) Average CLV 22

Baltimore Ravens

#	Time Recd	Time Lost	Time Poss	How Ball Obtained	Drive Began	# Play	Yds Gain	Yds Pen	Net Yds	1st Down	Last Scrm	How Given Up
1	13:08	11:04	2:04	Punt	BLT 30	5	18	5	23	2	CLV 47	Punt
2	7:35	5:07	2:28	Punt	BLT 24	3	6	-10	-4	0	BLT 20	Punt
3	5:07	3:21	1:46	Fumble	CLV 40	5	30	0	30	2	* CLV 10	Interception
4	0:50	12:57	2:53	Punt	BLT 15	6	90	-5	85	3	* CLV 18	Touchdown
5	12:01	10:03	1:58	Punt	BLT 41	7	32	0	32	2	CLV 27	Field Goal
6	8:37	7:24	1:13	Punt	BLT 44	3	0	0	0	0	BLT 44	Punt
7	2:32	1:03	1:29	Kickoff	BLT 19	6	32	-5	27	2	BLT 46	Punt
8	0:40	0:00	0:40	Punt	BLT 45	4	-9	0	-9	0	BLT 36	Downs
9	15:00	9:53	5:07	Kickoff	BLT 11	13	84	5	89	5	* CLV 1	Touchdown
10	6:52	2:07	4:45	Kickoff	BLT 20	10	66	-15	51	3	* CLV 29	Missed FG
11	12:11	10:01	2:10	Kickoff	BLT 23	5	25	0	25	1	BLT 48	Punt
12	9:10	6:08	3:02	Punt	BLT 16	5	15	0	15	1	BLT 31	Punt
13	4:33	1:05	3:28	Kickoff	BLT 20	7	49	-5	44	2	CLV 36	Punt

(368) Average BLT 28

* inside opponent's 20

Time of Possession by Quarter		1st	2nd	3rd	4th	OT	Total
Visitor	Cleveland Browns	7:52	7:37	5:08	6:20		26:57
Home	Baltimore Ravens	7:08	7:23	9:52	8:40		33:03

Kickoff Drive No.-Start Average

Browns: 5 - CLV 18

Ravens: 5 - BLT 19

Ball Possession And Drive Chart

New England Patriots

#	Time Recd	Time Lost	Time Poss	How Ball Obtained	Drive Began	# Play	Yds Gain	Yds Pen	Net Yds	1st Down	Last Scrm	How Given Up
1	15:00	12:40	2:20	Kickoff	NE 20	4	-1	0	-1	1	NE 19	Punt
2	10:49	7:48	3:01	Punt	NE 10	8	71	0	71	2	* BLT 19	Field Goal
3	7:31	7:09	0:22	Interception	BLT 6	3	6	0	6	1	* BLT 2	Touchdown
4	5:02	0:38	4:24	Punt	NE 9	11	65	-5	60	3	BLT 31	Field Goal
5	9:45	6:36	3:09	Kickoff	NE 20	6	27	-5	22	2	NE 42	Punt
6	1:47	0:02	1:45	Kickoff	NE 19	9	71	10	81	7	* BLT 7	Touchdown
7	11:36	6:48	4:48	Kickoff	NE 20	12	65	15	80	6	* BLT 3	Touchdown
8	4:57	14:10	5:47	Punt	NE 20	13	58	20	78	6	* BLT 2	Field Goal
9	10:50	7:29	3:21	Downs	NE 34	6	22	0	22	2	BLT 44	Punt
10	4:01	1:55	2:06	Kickoff	NE 20	8	9	20	29	3	NE 49	Punt

(266) Average NE 27

Baltimore Ravens

#	Time Recd	Time Lost	Time Poss	How Ball Obtained	Drive Began	# Play	Yds Gain	Yds Pen	Net Yds	1st Down	Last Scrm	How Given Up
1	12:40	10:49	1:51	Punt	BLT 44	3	9	0	9	0	NE 47	Punt
2	7:48	7:31	0:17	Kickoff	BLT 24	1	0	0	0	0	BLT 24	Interception
3	7:09	5:02	2:07	Kickoff	BLT 33	3	8	0	8	0	BLT 41	Punt
4	0:38	9:45	5:53	Kickoff	BLT 18	13	95	-13	82	6	NE 25	Touchdown
5	6:36	1:47	4:49	Punt	BLT 8	10	92	0	92	4	NE 20	Touchdown
6	0:02	0:00	0:02	Kickoff		0	0	0	0	0		End of Half
7	15:00	11:36	3:24	Kickoff	BLT 20	8	75	5	80	5	* NE 7	Touchdown
8	6:48	4:57	1:51	Kickoff	BLT 20	5	43	-10	33	1	NE 47	Punt
9	14:10	10:50	3:20	Kickoff	BLT 20	8	46	0	46	2	NE 33	Downs
10	7:29	4:01	3:28	Punt	BLT 8	8	92	0	92	7	* NE 5	Touchdown
11	1:55	0:00	1:55	Punt	BLT 21	7	43	27	70	3	* NE 9	Field Goal

(216) Average BLT 22

* inside opponent's 20

Time of Possession by Quarter		1st	2nd	3rd	4th	OT	Total
Visitor	New England Patriots	10:07	4:54	9:45	6:17		31:03
Home	Baltimore Ravens	4:53	10:06	5:15	8:43		28:57

Kickoff Drive No.-Start Average

Patriots: 5 - NE 20

Ravens: 6 - BLT 22

Ball Possession And Drive Chart

Baltimore Ravens

#	Time Recd	Time Lost	Time Poss	How Ball Obtained	Drive Began	# Play	Yds Gain	Yds Pen	Net Yds	1st Down	Last Scrm	How Given Up
1	10:14	9:34	0:40	Interception	BLT 20	2	-5	0	-5	0	BLT 20	Fumble
2	5:40	2:08	3:32	Kickoff	BLT 42	7	58	0	58	4	* PHI 5	Touchdown
3	14:50	12:35	2:15	Punt	BLT 25	6	21	0	21	1	BLT 43	Downs
4	10:01	8:32	1:29	Fumble	BLT 30	4	70	0	70	2	PHI 21	Touchdown
5	7:03	4:48	2:15	Punt	BLT 43	3	3	0	3	0	BLT 46	Punt
6	2:31	1:05	1:26	Fumble	BLT 9	5	32	0	32	2	BLT 41	Punt
7	0:09	0:01	0:08	Punt	PHI 38	2	0	0	0	0	PHI 38	Field Goal
8	15:00	13:28	1:32	Kickoff	BLT 23	5	24	0	24	1	BLT 47	Interception
9	10:40	10:12	0:28	Kickoff	BLT 20	3	0	0	0	0	BLT 20	Punt
10	5:30	4:11	1:19	Kickoff	BLT 20	3	8	0	8	0	BLT 28	Punt
11	2:32	1:36	0:56	Punt	BLT 41	3	9	0	9	0	50	Punt
12	0:19	11:28	3:51	Interception	BLT 36	8	26	5	31	3	* PHI 33	Field Goal
13	9:26	4:43	4:43	Punt	BLT 22	10	58	-10	48	2	PHI 30	Field Goal
14	1:55	0:50	1:05	Kickoff	BLT 20	7	21	5	26	2	BLT 46	Downs

(413) Average BLT 30

Philadelphia Eagles

#	Time Recd	Time Lost	Time Poss	How Ball Obtained	Drive Began	# Play	Yds Gain	Yds Pen	Net Yds	1st Down	Last Scrm	How Given Up
1	15:00	10:14	4:46	Kickoff	PHI 20	9	68	0	68	4	* BLT 12	Interception
2	9:34	5:40	3:54	Fumble	BLT 15	6	23	-8	15	3	* BLT 1	Touchdown
3	2:08	14:50	2:18	Kickoff	PHI 20	4	17	0	17	1	PHI 37	Punt
4	12:35	10:01	2:34	Downs	BLT 45	6	20	-5	15	1	BLT 20	Fumble
5	8:32	7:03	1:29	Kickoff	PHI 16	3	9	0	9	0	PHI 25	Punt
6	4:48	2:31	2:17	Punt	PHI 20	5	71	0	71	3	* BLT 9	Fumble
7	1:05	0:09	0:56	Punt	PHI 6	3	4	0	4	0	PHI 10	Punt
8	0:01	0:00	0:01	Kickoff		0	0	0	0	0		End of Half
9	13:28	10:40	2:48	Interception	BLT 42	6	42	0	42	2	BLT 23	Touchdown
10	10:12	5:30	4:42	Punt	PHI 35	11	60	0	60	3	* BLT 5	Field Goal
11	4:11	2:32	1:39	Punt	PHI 24	3	1	0	1	0	PHI 25	Punt
12	1:36	0:19	1:17	Punt	PHI 9	3	55	-8	47	1	BLT 44	Interception
13	11:28	9:26	2:02	Kickoff	PHI 27	5	31	-10	21	2	PHI 48	Punt
14	4:43	1:55	2:48	Kickoff	PHI 20	10	77	3	80	6	* BLT 1	Touchdown
15	0:50	0:00	0:50	Downs	BLT 45	2	-2	0	-2	0	BLT 46	End of Game

(450) Average PHI 32

* inside opponent's 20

Time of Possession by Quarter		1st	2nd	3rd	4th	OT	Total
Visitor	Baltimore Ravens	4:12	7:33	4:34	9:20		25:39
Home	Philadelphia Eagles	10:48	7:27	10:26	5:40		34:21

Kickoff Drive No.-Start Average Ravens: 5 - BLT 25 Eagles: 5 - PHI 21

Ball Possession And Drive Chart

Cincinnati Bengals

#	Time Recd	Time Lost	Time Poss	How Ball Obtained	Drive Began	# Play	Yds Gain	Yds Pen	Net Yds	1st Down	Last Scrm	How Given Up
1	12:53	11:48	1:05	Kickoff	CIN 21	3	3	0	3	0	CIN 24	Punt
2	6:03	14:52	6:11	Kickoff	CIN 8	13	66	10	76	4	* BLT 16	Field Goal
3	12:25	8:45	3:40	Kickoff	CIN 20	6	26	0	26	1	CIN 46	Punt
4	5:52	0:18	5:34	Punt	CIN 19	13	81	0	81	5	* BLT 6	Touchdown
5	15:00	8:59	6:01	Kickoff	CIN 20	12	79	0	79	5	* BLT 1	Field Goal
6	5:18	4:22	0:56	Kickoff	CIN 20	3	6	0	6	0	CIN 26	Punt
7	1:13	0:13	1:00	Kickoff	CIN 20	3	1	0	1	0	CIN 21	Interception
8	0:13	14:48	0:25	Kickoff	CIN 20	3	8	0	8	0	CIN 28	Fumble
9	14:04	10:57	3:07	Kickoff	CIN 20	7	21	15	36	4	BLT 32	Downs
10	9:47	8:23	1:24	Punt	CIN 25	3	8	0	8	0	CIN 33	Punt
11	3:03	0:00	3:03	Kickoff	CIN 22	5	18	0	18	1	CIN 45	End of Game

(215) Average CIN 20

Baltimore Ravens

#	Time Recd	Time Lost	Time Poss	How Ball Obtained	Drive Began	# Play	Yds Gain	Yds Pen	Net Yds	1st Down	Last Scrm	How Given Up
1	15:00	12:53	2:07	Kickoff	BLT 21	5	51	0	51	1	CIN 28	Field Goal
2	11:48	6:03	5:45	Punt	BLT 37	12	63	0	63	6	* CIN 7	Touchdown
3	14:52	12:25	2:27	Kickoff	BLT 18	5	82	0	82	3	CIN 34	Touchdown
4	8:45	5:52	2:53	Punt	BLT 24	6	20	5	25	2	BLT 49	Punt
5	0:18	0:00	0:18	Kickoff	BLT 11	1	-1	0	-1	0	BLT 11	End of Half
6	8:59	5:18	3:41	Kickoff	BLT 11	9	88	1	89	6	* CIN 10	Touchdown
7	4:22	1:13	3:09	Punt	BLT 26	8	53	0	53	3	CIN 21	Field Goal
8	14:48	14:04	0:44	Fumble	CIN 28	2	8	20	28	2	* CIN 1	Touchdown
9	10:57	9:47	1:10	Downs	BLT 44	3	-5	0	-5	0	BLT 39	Punt
10	8:23	3:03	5:20	Punt	BLT 19	10	61	0	61	3	CIN 20	Field Goal

(283) Average BLT 28

* inside opponent's 20

Time of Possession by Quarter		1st	2nd	3rd	4th	OT	Total
Visitor	Cincinnati Bengals	7:08	9:22	8:10	7:46		32:26
Home	Baltimore Ravens	7:52	5:38	6:50	7:14		27:34

Kickoff Drive No.-Start Average

Bengals: 9 - CIN 19

Ravens: 4 - BLT 15

Super Bowl XLVII

National Football League Game Summary

NFL Copyright © 2012 by The National Football League. All rights reserved. This summary and play-by-play is for the express purpose of assisting media in their coverage of the game; any other use of this material is prohibited without the written permission of the National Football League. Updated: 2/4/2013

Date: Sunday, 2/3/2013 Baltimore Ravens at San Francisco 49ers Start Time: 5:31 PM CST
 at Mercedes-Benz Superdome, New Orleans, La.

Game Day Weather

Game Weather: Partly Cloudy Temp: 71° F (21.7° C) Humidity: 37%, Wind: WNW 6 mph
 Played Indoor on Turf: UBU Speed Series-S5-M Outdoor Weather: Partly Cloudy, Wind Chill: 64

Officials

Referee: Boger, Jerome (23)	Umpire: Jenkins, Darrell (76)	Head Linesman: Stelljes, Steve (22)
Line Judge: Boston, Byron (18)	Side Judge: Larrew, Joe (73)	Field Judge: Wrolstad, Craig (4)
Back Judge: Paganelli, Dino (105)	Replay Official: Spyksma, Bill	

Lineups

Baltimore Ravens				San Francisco 49ers			
Offense		Defense		Offense		Defense	
WR 82	T.Smith	DT 92	H.Ngata	WR 15	M.Crabtree	LDT 91	R.McDonald
WR 81	A.Boldin	NT 96	M.Kemoatu	LT 74	J.Staley	NT 90	I.Sopoaga
LT 78	B.McKinnie	DE 97	A.Jones	LG 77	M.Iupati	RDT 94	J.Smith
LG 72	K.Osemele	RUSH 55	T.Suggs	C 59	J.Goodwin	OLB 55	A.Brooks
C 77	M.Birk	WILL 59	D.Ellerbe	RG 75	A.Boone	ILB 53	N.Bowman
RG 73	M.Yanda	MIKE 52	R.Lewis	RT 76	A.Davis	ILB 52	P.Willis
RT 74	M.Oher	SAM 91	C.Upshaw	TE 85	V.Davis	OLB 99	Ald.Smith
WR 12	J.Jones	LCB 24	C.Graham	WR 84	R.Moss	LCB 22	C.Rogers
QB 5	J.Flacco	SS 31	B.Pollard	TE 46	D.Walker	RCB 25	T.Brown
FB 44	V.Leach	FS 20	E.Reed	RB 21	F.Gore	FS 38	D.Goldson
RB 27	R.Rice	RCB 29	C.Williams	QB 7	C.Kaepernick	SS 31	D.Whitner

Substitutions

P 4 S.Koch, K 9 J.Tucker, WR/RS 16 D.Reed, WR 17 T.Doss, CB 22 J.Smith, CB 23 C.Brown, RB 30 B.Pierce, S 32 J.Ihedigbo, RB 35 A.Allen, S 37 S.Considine, LS 46 M.Cox, LB 50 A.McClellan, LB 51 B.Ayanbadejo, LB 56 J.Bynes, NT 62 T.Cody, G 63 B.Williams, G/C 66 G.Gradkowski, TE 84 E.Dickson, TE 86 B.Bajema, TE 88 D.Pitta, DE 90 P.McPhee, DE 93 D.Tyson, OLB 99 P.Kruger

Substitutions

K 2 D.Akers, P 4 A.Lee, WR 17 A.Jenkins, WR 19 T.Ginn, CB 20 P.Cox, RB 23 L.James, RB 24 A.Dixon, CB 26 T.Brock, S 27 C.Spillman, S 28 D.McBath, CB 29 C.Culliver, FB/DT 48 W.Tukuafu, FB 49 B.Miller, LB 51 C.Haggans, LB 54 L.Grant, LB 56 T.Gooden, LB 57 M.Wilhoite, G 67 D.Kilgore, G 68 L.Davis, TE 81 G.Celek, TE/LS 86 B.Jennings, DT 95 R.Jean Francois

Did Not Play

QB 2 T.Taylor

Did Not Play

QB 11 A.Smith, WR 14 C.Hall

Not Active

CB 25 A.Jackson, S 38 O.Brown, CB 39 C.Johnson, OLB 54 A.Hamilton, G/T 70 R.Harewood, WR/RS 83 D.Thompson, DT 95 B.Hall

Not Active

QB 3 S.Tolzien, S 30 T.Robinson, RB 33 J.Hampton, LB 50 C.Johnson, DT 63 T.Jerod-Eddie, G 66 J.Looney, NT 93 I.Williams

Field Goals (made () & missed)

		(19)	(38)	D.Akers	(36)	(27)	(34)		
								OT	Total
VISITOR:	Baltimore Ravens	7	14	7	6	0			34
HOME:	San Francisco 49ers	3	3	17	8	0			31

Scoring Plays

Team	Qtr	Time	Play Description (Extra Point) (Drive Info)	Visitor	Home
Ravens	1	10:36	A.Boldin 13 yd. pass from J.Flacco (J.Tucker kick) (6-51, 2:29)	7	0
49ers	1	3:58	D.Akers 36 yd. Field Goal (12-62, 6:38)	7	3
Ravens	2	7:10	D.Pitta 1 yd. pass from J.Flacco (J.Tucker kick) (10-75, 4:43)	14	3
Ravens	2	1:45	J.Jones 56 yd. pass from J.Flacco (J.Tucker kick) (3-56, 0:22)	21	3
49ers	2	0:00	D.Akers 27 yd. Field Goal (8-71, 1:45)	21	6
Ravens	3	14:49	J.Jones 108 yd. kickoff return (J.Tucker kick) (0-0, 0:11)	28	6
49ers	3	7:20	M.Crabtree 31 yd. pass from C.Kaepernick (D.Akers kick) (7-80, 3:06)	28	13
49ers	3	4:59	F.Gore 6 yd. run (D.Akers kick) (2-20, 0:48)	28	20
49ers	3	3:10	D.Akers 34 yd. Field Goal (4-8, 1:00)	28	23
Ravens	4	12:54	J.Tucker 19 yd. Field Goal (12-71, 5:16)	31	23

Super Bowl XLVII

National Football League Game Summary

NFL Copyright © 2012 by The National Football League. All rights reserved. This summary and play-by-play is for the express purpose of assisting media in their coverage of the game; any other use of this material is prohibited without the written permission of the National Football League. Updated: 2/4/2013

49ers	4	9:57	C.Kaepernick 15 yd. run (pass failed) (5-76, 2:57)	31	29
Ravens	4	4:19	J.Tucker 38 yd. Field Goal (10-59, 5:38)	34	29
49ers	4	0:04	S.Koch OB in end zone, forced by C.Culliver, for a Safety	34	31
Paid Attendance: 71,024				Time: 4:14	

Final Individual Statistics

Baltimore Ravens

RUSHING	ATT	YDS	AVG	LG	TD
R.Rice	20	59	3.0	12	0
B.Pierce	12	33	2.8	8	0
J.Tucker	1	8	8.0	8	0
V.Leach	1	1	1.0	1	0
S.Koch	1	-8	-8.0	-8	0
Total	35	93	2.7	12	0

PASSING	ATT	CMP	YDS	SK/YD	TD	LG	IN	RT
J.Flacco	33	22	287	2/13	3	56	0	124.2
Total	33	22	287	2/13	3	56	0	124.2

PASS RECEIVING	TAR	REC	YDS	AVG	LG	TD
A.Boldin	10	6	104	17.3	30	1
D.Pitta	5	4	26	6.5	9	1
R.Rice	4	4	19	4.8	7	0
V.Leach	3	3	10	3.3	8	0
E.Dickson	2	2	37	18.5	23	0
T.Smith	6	2	35	17.5	20	0
J.Jones	2	1	56	56.0	56	1
Total	32	22	287	13.0	56	3

INTERCEPTIONS	NO	YDS	AVG	LG	TD
E.Reed	1	6	6.0	6	0
Total	1	6	6.0	6	0

PUNTING	NO	YDS	AVG	NET	TB	IN20	LG
S.Koch	3	141	47.0	23.0	2	0	56
Total	3	141	47.0	23.0	2	0	56

PUNT RETURNS	NO	YDS	AVG	FC	LG	TD
J.Jones	2	28	14.0	0	17	0
[TOUCHBACK]	1	0	0.0	0	0	0
Total	2	28	14.0	0	17	0

KICKOFF RETURNS	NO	YDS	AVG	FC	LG	TD
J.Jones	5	206	41.2	0	108	1
[TOUCHBACK]	1	0	0.0	0	0	0
Total	5	206	41.2	0	108	1

San Francisco 49ers

RUSHING	ATT	YDS	AVG	LG	TD
F.Gore	19	110	5.8	33	1
C.Kaepernick	7	62	8.9	15	1
L.James	3	10	3.3	9	0
Total	29	182	6.3	33	2

PASSING	ATT	CMP	YDS	SK/YD	TD	LG	IN	RT
C.Kaepernick	28	16	302	3/16	1	32	1	91.7
Total	28	16	302	3/16	1	32	1	91.7

PASS RECEIVING	TAR	REC	YDS	AVG	LG	TD
V.Davis	8	6	104	17.3	29	0
M.Crabtree	10	5	109	21.8	31	1
D.Walker	4	3	48	16.0	28	0
R.Moss	5	2	41	20.5	32	0
T.Ginn	1	0	0	0.0	0	0
Total	28	16	302	18.9	32	1

INTERCEPTIONS	NO	YDS	AVG	LG	TD
Total	0	0	0	0	0

PUNTING	NO	YDS	AVG	NET	TB	IN20	LG
A.Lee	3	159	53.0	37.0	1	0	55
Total	3	159	53.0	37.0	1	0	55

PUNT RETURNS	NO	YDS	AVG	FC	LG	TD
T.Ginn	1	32	32.0	0	32	0
[TOUCHBACK]	2	0	0.0	0	0	0
Total	1	32	32.0	0	32	0

KICKOFF RETURNS	NO	YDS	AVG	FC	LG	TD
L.James	3	75	25.0	0	28	0
T.Ginn	1	31	31.0	0	31	0
[TOUCHBACK]	4	0	0.0	0	0	0
Total	4	106	26.5	0	31	0

Baltimore Ravens

FUMBLES	FUM	LOST	OWN-REC	YDS	TD	FORCED	OPP-REC	YDS	TD	OUT-BDS
J.Jones	1	0	1	0	0	0	0	0	0	0
R.Rice	1	1	0	0	0	0	0	0	0	0
C.Upshaw	0	0	0	0	0	1	0	0	0	0
A.Jones	0	0	0	0	0	0	1	0	0	0
Total	2	1	1	0	0	1	1	0	0	0

San Francisco 49ers

FUMBLES	FUM	LOST	OWN-REC	YDS	TD	FORCED	OPP-REC	YDS	TD	OUT-BDS
L.James	1	1	0	0	0	0	0	0	0	0
T.Brown	0	0	0	0	0	1	1	0	0	0
Total	1	1	0	0	0	1	1	0	0	0

Final Team Statistics

	Visitor Ravens	Home 49ers
TOTAL FIRST DOWNS	21	23
By Rushing	6	9
By Passing	13	13
By Penalty	2	1
THIRD DOWN EFFICIENCY	9-16-56%	2-9-22%
FOURTH DOWN EFFICIENCY	0-2-0%	0-1-0%
TOTAL NET YARDS	367	468
Total Offensive Plays (inc. times thrown passing)	70	60
Average gain per offensive play	5.2	7.8
NET YARDS RUSHING	93	182
Total Rushing Plays	35	29
Average gain per rushing play	2.7	6.3
Tackles for a loss-number and yards	2-11	2-2
NET YARDS PASSING	274	286
Times thrown - yards lost attempting to pass	2-13	3-16
Gross yards passing	287	302
PASS ATTEMPTS-COMPLETIONS-HAD INTERCEPTED	33-22-0	28-16-1
Avg gain per pass play (inc.# thrown passing)	7.8	9.2
KICKOFFS Number-In End Zone-Touchbacks	8-7-4	6-5-1
PUNTS Number and Average	3-47.0	3-53.0
Had Blocked	0	0
FGs - PATs Had Blocked	0-0	0-0
Net Punting Average	23.0	37.0
TOTAL RETURN YARDAGE (Not Including Kickoffs)	34	32
No. and Yards Punt Returns	2-28	1-32
No. and Yards Kickoff Returns	5-206	4-106
No. and Yards Interception Returns	1-6	0-0
PENALTIES Number and Yards	2-20	5-33
FUMBLES Number and Lost	2-1	1-1
TOUCHDOWNS	4	3
Rushing	0	2
Passing	3	1
Kickoff Returns	1	0
EXTRA POINTS Made-Attempts	4-4	2-3
Kicking Made-Attempts	4-4	2-2
Passing Made-Attempts	0-0	0-1
FIELD GOALS Made-Attempts	2-2	3-3
RED ZONE EFFICIENCY	2-4-50%	2-6-33%
GOAL TO GO EFFICIENCY	1-2-50%	1-3-33%
SAFETIES	0	1
FINAL SCORE	34	31
TIME OF POSSESSION	32:23	27:37

Ball Possession And Drive Chart

Baltimore Ravens

#	Time Recd	Time Lost	Time Poss	How Ball Obtained	Drive Began	# Play	Yds Gain	Yds Pen	Net Yds	1st Down	Last Scrm	How Given Up
1	13:05	10:36	2:29	Punt	BLT 49	6	46	5	51	3	* SF 13	Touchdown
2	3:58	14:52	4:06	Kickoff	BLT 22	9	36	0	36	2	SF 42	Punt
3	11:53	7:10	4:43	Fumble	BLT 25	10	71	4	75	6	* SF 1	Touchdown
4	6:55	3:05	3:50	Interception	SF 38	9	32	0	32	2	* SF 14	Downs
5	2:07	1:45	0:22	Punt	BLT 44	3	56	0	56	1	BLT 44	Touchdown
6	15:00	14:49	0:11	Kickoff		0	0	0	0	0		Touchdown
7	12:10	10:26	1:44	Punt	BLT 20	4	24	0	24	1	BLT 44	Punt
8	7:20	5:47	1:33	Kickoff	BLT 17	3	-8	0	-8	0	BLT 9	Punt
9	4:59	4:10	0:49	Kickoff	BLT 20	2	4	0	4	0	BLT 23	Fumble
10	3:10	12:54	5:16	Kickoff	BLT 28	12	71	0	71	3	* SF 1	Field Goal
11	9:57	4:19	5:38	Kickoff	BLT 21	10	40	19	59	3	SF 20	Field Goal
12	1:46	0:04	1:42	Downs	BLT 5	4	-5	0	-5	0	BLT 8	Safety

(313) Average BLT 28

San Francisco 49ers

#	Time Recd	Time Lost	Time Poss	How Ball Obtained	Drive Began	# Play	Yds Gain	Yds Pen	Net Yds	1st Down	Last Scrm	How Given Up
1	15:00	13:05	1:55	Kickoff	SF 20	3	3	-5	-2	0	SF 18	Punt
2	10:36	3:58	6:38	Kickoff	SF 20	12	62	0	62	4	* BLT 18	Field Goal
3	14:52	11:53	2:59	Punt	SF 20	5	55	0	55	3	BLT 24	Fumble
4	7:10	6:55	0:15	Kickoff	SF 21	1	0	0	0	0	SF 21	Interception
5	3:05	2:07	0:58	Downs	SF 6	3	6	0	6	0	SF 12	Punt
6	1:45	0:00	1:45	Kickoff	SF 20	8	56	15	71	3	* BLT 9	Field Goal
7	14:49	12:10	2:39	Kickoff	SF 14	4	32	0	32	1	SF 46	Punt
8	10:26	7:20	3:06	Punt	SF 20	7	80	0	80	4	BLT 31	Touchdown
9	5:47	4:59	0:48	Punt	BLT 20	2	20	0	20	2	* BLT 6	Touchdown
10	4:10	3:10	1:00	Fumble	BLT 24	4	3	5	8	0	* BLT 16	Field Goal
11	12:54	9:57	2:57	Kickoff	SF 24	5	76	0	76	3	* BLT 15	Touchdown
12	4:19	1:46	2:33	Kickoff	SF 20	9	75	0	75	3	* BLT 5	Downs
13	0:04	0:00	0:04	Kickoff		0	0	0	0	0		End of Game

(341) Average SF 28

* inside opponent's 20

Time of Possession by Quarter		1st	2nd	3rd	4th	OT	Total
Visitor	Baltimore Ravens	6:27	9:03	7:27	9:26		32:23
Home	San Francisco 49ers	8:33	5:57	7:33	5:34		27:37
Kickoff Drive No.-Start Average		Ravens: 5 - BLT 22		49ers: 7 - SF 20			

Final Defensive Statistics

Baltimore Ravens	Regular Defensive Plays											Special Teams					Misc				
	TKL	AST	COMB	SK	/ YDS	TFL	Q	IN	PD	FF	FR	TKL	AST	FF	FR	BL	TKL	AST	FF	FR	
D.Ellerbe	6	3	9	0	0	1	0	0	0	0	0	0	0	0	0	0	0	0	0	0	0
R.Lewis	4	3	7	0	0	0	0	0	0	0	0	0	0	0	0	0	0	0	0	0	0
C.Graham	4	2	6	0	0	0	0	0	2	0	0	0	0	0	0	0	0	0	0	0	0
E.Reed	5	0	5	0	0	0	0	1	1	0	0	0	0	0	0	0	0	0	0	0	0
C.Upshaw	4	1	5	0	0	1	0	0	0	1	0	0	0	0	0	0	0	0	0	0	0
D.Tyson	1	3	4	0	0	0	0	0	0	0	0	0	0	0	0	0	0	0	0	0	0
P.Kruger	3	0	3	2	10	1	2	0	0	0	0	0	0	0	0	0	0	0	0	0	0
C.Williams	3	0	3	0	0	0	0	0	2	0	0	0	0	0	0	0	0	0	0	0	0
A.Jones	2	0	2	1	6	1	1	0	0	0	1	0	0	0	0	0	0	0	0	0	0
H.Ngata	2	0	2	0	0	0	1	0	0	0	0	0	0	0	0	0	0	0	0	0	0
B.Pollard	2	0	2	0	0	0	0	0	0	0	0	0	0	0	0	0	0	0	0	0	0
T.Suggs	1	1	2	0	0	0	0	0	0	0	0	0	0	0	0	0	0	0	0	0	0
J.Smith	1	0	1	0	0	0	0	0	2	0	0	0	0	0	0	0	0	0	0	0	0
A.McClellan	1	0	1	0	0	0	0	0	0	0	0	0	0	0	0	0	0	0	0	0	0
M.Kemoeatu	1	0	1	0	0	0	0	0	0	0	0	0	0	0	0	0	0	0	0	0	0
T.Cody	0	1	1	0	0	0	0	0	0	0	0	0	0	0	0	0	0	0	0	0	0
A.Allen	0	0	0	0	0	0	0	0	0	0	0	2	0	0	0	0	0	0	0	0	0
J.Ihedigbo	0	0	0	0	0	0	0	0	0	0	0	1	0	0	0	0	0	0	0	0	0
S.Koch	0	0	0	0	0	0	0	0	0	0	0	1	0	0	0	0	0	0	0	0	0
J.Bynes	0	0	0	0	0	0	0	0	0	0	0	1	0	0	0	0	0	0	0	0	0
J.Jones	0	0	0	0	0	0	0	0	0	0	0	0	0	0	1	0	0	0	0	0	0
D.Pitta	0	0	0	0	0	0	0	0	0	0	0	0	0	0	0	0	1	0	0	0	0
Total	40	14	54	3	16	4	4	1	7	1	1	5	0	0	1	0	1	0	0	0	0

TKL = Tackle AST = Assist COMB = Combined QH=QB Hit IN = Interception PD = Pass Defense FF = Forced Fumble FR = Fumble Recovery

San Francisco 49ers	Regular Defensive Plays											Special Teams					Misc				
	TKL	AST	COMB	SK	/ YDS	TFL	QH	IN	PD	FF	FR	TKL	AST	FF	FR	BL	TKL	AST	FF	FR	
P.Willis	8	2	10	0	0	0	0	0	0	0	0	0	0	0	0	0	0	0	0	0	0
N.Bowman	7	2	9	0	0	2	2	0	0	0	0	0	0	0	0	0	0	0	0	0	0
D.Goldson	6	3	9	0	0	0	0	0	0	0	0	0	0	0	0	0	0	0	0	0	0
D.Whitner	7	1	8	0	0	0	0	0	0	0	0	0	0	0	0	0	0	0	0	0	0
A.Brooks	5	0	5	1	8	1	2	0	0	0	0	0	0	0	0	0	0	0	0	0	0
C.Culliver	4	0	4	0	0	1	0	0	2	0	0	0	0	0	0	0	0	0	0	0	0
I.Sopoaga	3	1	4	0	0	0	1	0	0	0	0	0	0	0	0	0	0	0	0	0	0
J.Smith	3	0	3	0	0	0	0	0	0	0	0	0	0	0	0	0	0	0	0	0	0
C.Rogers	3	0	3	0	0	0	0	0	0	0	0	0	0	0	0	0	0	0	0	0	0
R.McDonald	2	1	3	1	5	1	1	0	0	0	0	0	0	0	0	0	0	0	0	0	0
T.Brown	2	1	3	0	0	0	0	0	0	1	1	0	0	0	0	0	0	0	0	0	0
Ald.Smith	1	1	2	0	0	0	1	0	0	0	0	0	0	0	0	0	0	0	0	0	0
R.Jean Francois	1	1	2	0	0	0	0	0	0	0	0	0	0	0	0	0	0	0	0	0	0
D.McBath	1	0	1	0	0	0	0	0	0	0	0	0	0	0	0	0	0	0	0	0	0
D.Walker	0	0	0	0	0	0	0	0	0	0	0	3	0	0	0	0	1	0	0	0	0
M.Wilhoite	0	0	0	0	0	0	0	0	0	0	0	1	0	0	0	0	0	0	0	0	0
T.Gooden	0	0	0	0	0	0	0	0	0	0	0	1	0	0	0	0	0	0	0	0	0
A.Dixon	0	0	0	0	0	0	0	0	0	0	0	1	0	0	0	0	0	0	0	0	0
V.Davis	0	0	0	0	0	0	0	0	0	0	0	0	0	0	0	0	1	0	0	0	0
Total	53	13	66	2	13	5	7	0	2	1	1	6	0	0	0	0	2	0	0	0	0

First Half Summary

		PERIOD SCORES			TIME OF POSSESSION
Ravens		7 14 = 21	Ravens		15:30
49ers		3 3 = 6	49ers		14:30

Scoring Plays

Team	Qtr	Time	Play Description (Extra Point) (Drive Info)	Visitor	Home
Ravens	1	10:36	A.Boldin 13 yd. pass from J.Flacco (J.Tucker kick) (6-51, 2:29)	7	0
49ers	1	3:58	D.Akers 36 yd. Field Goal (12-62, 6:38)	7	3
Ravens	2	7:10	D.Pitta 1 yd. pass from J.Flacco (J.Tucker kick) (10-75, 4:43)	14	3
Ravens	2	1:45	J.Jones 56 yd. pass from J.Flacco (J.Tucker kick) (3-56, 0:22)	21	3
49ers	2	0:00	D.Akers 27 yd. Field Goal (8-71, 1:45)	21	6

	Baltimore Ravens	San Francisco 49ers
TOTAL FIRST DOWNS	14	10
First Downs Rushing-Passing-by Penalty	4 - 9 - 1	3 - 6 - 1
THIRD DOWN EFFICIENCY	6-8-75%	1-5-20%
TOTAL NET YARDS	241	182
Total Offensive Plays	37	30
NET YARDS RUSHING	54	53
NET YARDS PASSING	187	129
Gross Yards Passing	192	139
Times thrown-yards lost attempting to pass	1-5	2-10
Pass Attempts-Completions-Had Intercepted	20 - 13 - 0	13 - 8 - 1
Punts-Number and Average	1 - 42	2 - 52.5
Penalties-Number and Yards	1 - 15	3 - 14
Fumbles-Number and Lost	1 - 0	1 - 1
Red Zone Efficiency	2-3-67%	0-2-0%
Average Drive Start	BLT 40	SF 18

Baltimore Ravens										San Francisco 49ers									
RUSHING										RUSHING									
	ATT	YDS	AVG	LG	TD		ATT	YDS	AVG	LG	TD								
R.Rice	10	31	3.1	7	0	F.Gore	11	29	2.6	9	0								
B.Pierce	5	15	3.0	5	0	C.Kaepernick	2	16	8.0	9	0								
J.Tucker	1	8	8.0	8	0	L.James	2	8	4.0	9	0								
Total	16	54	3.4	8	0	Total	15	53	3.5	9	0								
PASSING										PASSING									
	ATT	CMP	YDS	SK/YD	TD	LG	IN	RT		ATT	CMP	YDS	SK/YD	TD	LG	IN	RT		
J.Flacco	20	13	192	1/5	3	56	0	135.8	C.Kaepernick	13	8	139	2/10	0	29	1	65.9		
Total	20	13	192	1/5	3	56	0	135.8	Total	13	8	139	2/10	0	29	1	65.9		
PASS RECEIVING										PASS RECEIVING									
	TAR	REC	YDS	AVG	LG	TD		TAR	REC	YDS	AVG	LG	TD						
D.Pitta	3	3	19	6.3	9	1	V.Davis	4	4	72	18.0	29	0						
V.Leach	3	3	10	3.3	8	0	D.Walker	3	2	42	21.0	28	0						
A.Boldin	4	2	43	21.5	30	1	M.Crabtree	3	2	25	12.5	19	0						
E.Dickson	2	2	37	18.5	23	0	R.Moss	3	0	0	0.0	0	0						
J.Jones	2	1	56	56.0	56	1													
T.Smith	5	1	20	20.0	20	0													
R.Rice	1	1	7	7.0	7	0													
Total	20	13	192	14.8	56	3	Total	13	8	139	17.4	29	0						

Baltimore Ravens	Regular Defensive Plays												Special Teams					Misc			
	TKL	AST	COMB	SK	/ YDS	TFL	Q	IN	PD	FF	FR	TKL	AST	FF	FR	BL	TKL	AST	FF	FR	
D.Ellerbe	4	0	4	0	0	1	0	0	0	0	0	0	0	0	0	0	0	0	0	0	0
C.Graham	3	1	4	0	0	0	0	0	0	0	0	0	0	0	0	0	0	0	0	0	0
C.Upshaw	3	1	4	0	0	1	0	0	0	1	0	0	0	0	0	0	0	0	0	0	0
P.Kruger	3	0	3	2	10	1	2	0	0	0	0	0	0	0	0	0	0	0	0	0	0
Total	13	2	15	2	10	3	2	0	0	1	0	0	0	0	0	0	0	0	0	0	0

First Quarter

BLT wins the coin toss and elects to defer. SF elects to Receive, and BLT elects to defend the south goal.

J.Tucker kicks 65 yards from BLT 35 to end zone, Touchback.

San Francisco 49ers at 15:00

- 1-10-SF 20 (15:00) (Shotgun) C.Kaepernick pass deep left to V.Davis to SF 40 for 20 yards (B.Pollard).
PENALTY on SF-V.Davis, Illegal Formation, 5 yards, enforced at SF 20 - No Play.
- 1-15-SF 15 (14:39) (Shotgun) F.Gore left tackle to SF 15 for no gain (D.Ellerbe).
- 2-15-SF 15 (14:00) (Shotgun) C.Kaepernick pass incomplete short right to D.Walker. Walker caught the ball, but was already out-of-bounds.
- 3-15-SF 15 (13:55) (Shotgun) F.Gore left tackle to SF 18 for 3 yards (R.Lewis).
- 4-12-SF 18 (13:16) A.Lee punts 50 yards to BLT 32, Center-B.Jennings. J.Jones pushed ob at BLT 49 for 17 yards (M.Wilhoite).

Baltimore Ravens at 13:05

- 1-10-BLT 49 (13:05) J.Flacco pass short left to V.Leach to SF 43 for 8 yards (P.Willis, D.Whitner). Pass 0, YAC 8
- 2-2-SF 43 (12:29) R.Rice left guard to SF 39 for 4 yards (J.Smith, D.Goldson). R1
- 1-10-SF 39 (11:58) J.Flacco pass deep right to T.Smith to SF 19 for 20 yards (D.Whitner). Pass 21, YAC -1 P2
- 1-10-SF 19 (11:21) R.Rice left tackle to SF 18 for 1 yard (A.Brooks).
- 2-9-SF 18 (10:56) J.Flacco pass incomplete deep right to T.Smith [N.Bowman].
- 3-9-SF 18 (10:46) (Shotgun) J.Flacco pass incomplete deep middle to D.Pitta.
PENALTY on SF-A.Brooks, Defensive Offside, 5 yards, enforced at SF 18 - No Play.
- 3-4-SF 13 (10:42) (Shotgun) **J.Flacco pass short middle to A.Boldin for 13 yards, TOUCHDOWN.** P3
J.Tucker extra point is GOOD, Center-M.Cox, Holder-S.Koch.

BLT 7 SF 0, 6 plays, 51 yards, 1 penalty, 2:29 drive, 4:24 elapsed

J.Tucker kicks 74 yards from BLT 35 to SF -9. L.James, Touchback.

San Francisco 49ers at 10:36

- 1-10-SF 20 (10:36) (Shotgun) F.Gore right guard to SF 19 for -1 yards (D.Ellerbe).
- 2-11-SF 19 (9:58) C.Kaepernick pass short middle to M.Crabtree to SF 38 for 19 yards (C.Graham). Pass 5, YAC 14 P1
- 1-10-SF 38 (9:27) F.Gore right guard to SF 38 for no gain (D.Ellerbe).
- 2-10-SF 38 (8:47) (Shotgun) F.Gore right guard to SF 47 for 9 yards (C.Graham).
- 3-1-SF 47 (8:06) (Shotgun) C.Kaepernick right guard to BLT 44 for 9 yards (B.Pollard). R2
- 1-10-BLT 44 (7:28) (Shotgun) C.Kaepernick scrambles left tackle to BLT 37 for 7 yards (H.Ngata).
- 2-3-BLT 37 (6:40) (Shotgun) F.Gore left guard to BLT 32 for 5 yards (P.Kruger). R3
- 1-10-BLT 32 (6:01) C.Kaepernick pass deep left to V.Davis to BLT 8 for 24 yards (E.Reed). Pass 20, YAC 4 P4
- 1-8-BLT 8 (5:15) (Shotgun) F.Gore left tackle to BLT 8 for no gain (A.McClellan).
- 2-8-BLT 8 (4:31) (Shotgun) C.Kaepernick pass incomplete short right to M.Crabtree.
- 3-8-BLT 8 (4:26) C.Kaepernick sacked at BLT 18 for -10 yards (P.Kruger).
- 4-18-BLT 18 (4:03) **D.Akers 36 yard field goal is GOOD, Center-B.Jennings, Holder-A.Lee.**

BLT 7 SF 3, 12 plays, 62 yards, 6:38 drive, 11:02 elapsed

D.Akers kicks 73 yards from SF 35 to BLT -8. J.Jones ran ob at BLT 22 for 30 yards (D.Walker).

Baltimore Ravens at 3:58, (1st play from scrimmage 3:54)

- 1-10-BLT 22 (3:54) J.Flacco pass short left to D.Pitta pushed ob at BLT 31 for 9 yards (D.Whitner) [Ald.Smith]. Pass 9, YAC 0
- 2-1-BLT 31 (3:18) R.Rice right guard to BLT 31 for no gain (N.Bowman, I.Sopoaga).
- 3-1-BLT 31 (2:43) R.Rice left tackle to BLT 33 for 2 yards (D.Whitner, Ald.Smith). R4
- 1-10-BLT 33 (2:08) R.Rice left guard to BLT 36 for 3 yards (Ald.Smith).
- 2-7-BLT 36 (1:34) J.Flacco pass incomplete short left to A.Boldin.
- 3-7-BLT 36 (1:31) (Shotgun) J.Flacco pass deep right to A.Boldin pushed ob at SF 34 for 30 yards (C.Culliver) [A.Brooks]. Pass 29, YAC 1 P5
- 1-10-SF 34 (1:06) J.Flacco pass short right to V.Leach to SF 37 for -3 yards (N.Bowman). Pass -9, YAC 6
- 2-13-SF 37 (:23) (Shotgun) J.Flacco pass incomplete deep right to T.Smith.
- 3-13-SF 37 (:17) (Shotgun) J.Flacco sacked at SF 42 for -5 yards (R.McDonald).

END OF QUARTER

	Score	Time Poss	First Downs				Efficiencies	
			R	P	X	T	3 Down	4 Down
Baltimore Ravens	7	6:27	2	3	0	5	3/4	0/0
San Francisco 49ers	3	8:33	2	2	0	4	1/3	0/0

Second Quarter

Play By Play

Baltimore Ravens continued.

4-18-SF 42 (15:00) S.Koch punts 42 yards to end zone, Center-M.Cox, Touchback.

San Francisco 49ers at 14:52

1-10-SF 20 (14:52) (Shotgun) C.Kaepernick pass short middle to V.Davis to SF 49 for 29 yards (C.Williams). Pass 12, YAC 17 P5
 1-10-SF 49 (14:10) (Shotgun) C.Kaepernick pass short right to V.Davis to BLT 40 for 11 yards (C.Upshaw). Pass 6, YAC 5 P6
 1-10-BLT 40 (13:24) (Shotgun) L.James left guard to BLT 31 for 9 yards (C.Upshaw; R.Lewis).
 2-1-BLT 31 (12:46) (Shotgun) F.Gore left guard to BLT 24 for 7 yards (D.Ellerbe). R7
 1-10-BLT 24 (12:04) (Shotgun) L.James right end to BLT 25 for -1 yards (C.Upshaw, C.Graham). FUMBLES (C.Upshaw), RECOVERED by BLT-A.Jones at BLT 25. A.Jones to BLT 25 for no gain (D.Walker).

Baltimore Ravens at 11:53

1-10-BLT 25 (11:53) B.Pierce left end pushed ob at BLT 30 for 5 yards (P.Willis).
 2-5-BLT 30 (11:34) B.Pierce left tackle to BLT 34 for 4 yards (R.McDonald).
 3-1-BLT 34 (10:55) B.Pierce left end to BLT 37 for 3 yards (R.Jean Francois). R6
 1-10-BLT 37 (10:22) (Shotgun) J.Flacco pass short left to D.Pitta pushed ob at BLT 46 for 9 yards (D.Whitner). Pass -1, YAC 10
 2-1-BLT 46 (10:03) B.Pierce right tackle to BLT 48 for 2 yards (P.Willis). R7
 1-10-BLT 48 (9:16) J.Flacco pass deep left to E.Dickson to SF 29 for 23 yards (D.Goldson). Pass 17, YAC 6 P8
 1-10-SF 29 (8:40) R.Rice right tackle to SF 22 for 7 yards (N.Bowman).
 2-3-SF 22 (8:10) J.Flacco pass short left to E.Dickson to SF 8 for 14 yards (D.Whitner). P9
PENALTY on SF-D.Whitner, Face Mask (15 Yards), 4 yards, enforced at SF 8. Pass 14, YAC 4 X10
 1-4-SF 4 (7:50) R.Rice right guard to SF 1 for 3 yards (D.Whitner).
 2-1-SF 1 (7:15) **J.Flacco pass short right to D.Pitta for 1 yard, TOUCHDOWN.** P11
 J.Tucker extra point is GOOD, Center-M.Cox, Holder-S.Koch.

BLT 14 SF 3, 10 plays, 75 yards, 1 penalty, 4:43 drive, 7:50 elapsed

J.Tucker kicks 70 yards from BLT 35 to SF -5. L.James to SF 21 for 26 yards (A.Allen).

San Francisco 49ers at 7:10, (1st play from scrimmage 7:06)

1-10-SF 21 (7:06) (Shotgun) C.Kaepernick pass deep middle intended for R.Moss INTERCEPTED by E.Reed at SF 44. E.Reed to SF 38 for 6 yards (V.Davis).
Penalty on SF-J.Staley, Unnecessary Roughness, offsetting.
Penalty on BLT-C.Graham, Unnecessary Roughness, offsetting.

Baltimore Ravens at 6:55

1-10-SF 38 (6:55) R.Rice right guard to SF 33 for 5 yards (N.Bowman).
 2-5-SF 33 (6:23) J.Flacco pass short left to V.Leach to SF 28 for 5 yards (T.Brown). Pass 2, YAC 3 P12
 1-10-SF 28 (5:45) R.Rice right tackle to SF 27 for 1 yard (I.Sopoaga).
 2-9-SF 27 (5:16) R.Rice left tackle to SF 22 for 5 yards (P.Willis).
 3-4-SF 22 (4:37) (Shotgun) J.Flacco pass short right to R.Rice to SF 15 for 7 yards (C.Culliver, T.Brown). Pass 0, YAC 7 P13
 1-10-SF 15 (4:00) B.Pierce right end pushed ob at SF 14 for 1 yard (D.Goldson).
 2-9-SF 14 (3:21) (Shotgun) J.Flacco pass incomplete short left to A.Boldin.
 3-9-SF 14 (3:17) (Shotgun) J.Flacco pass incomplete short right to T.Smith.
 4-9-SF 14 (3:12) (Field Goal formation) J.Tucker left end pushed ob at SF 6 for 8 yards (D.McBath). After setting up in Field Goal Formation, the play was a direct snap to Tucker who rushed around left end.

San Francisco 49ers at 3:05

1-10-SF 6 (3:05) (Shotgun) F.Gore right end to SF 6 for no gain (C.Upshaw).
 2-10-SF 6 (2:37) (Shotgun) C.Kaepernick pass incomplete short left to R.Moss (C.Williams).
 3-10-SF 6 (2:31) (Shotgun) F.Gore right guard to SF 12 for 6 yards (D.Tyson).
 Timeout #1 by BLT at 02:19.
 4-4-SF 12 (2:19) A.Lee punts 55 yards to BLT 33, Center-B.Jennings. J.Jones MUFFS catch, and recovers at BLT 33. J.Jones pushed ob at BLT 44 for 11 yards (T.Gooden).

Baltimore Ravens at 2:07

1-10-BLT 44 (2:07) (Shotgun) J.Flacco pass incomplete short right to J.Jones (C.Culliver).
 2-10-BLT 44 (2:04) (Shotgun) J.Flacco pass incomplete deep right to T.Smith (C.Culliver).

Two-Minute Warning

3-10-BLT 44 (1:58) (Shotgun) **J.Flacco pass deep middle to J.Jones for 56 yards, TOUCHDOWN. Pass 47, YAC 9** P14
 J.Tucker extra point is GOOD, Center-M.Cox, Holder-S.Koch.

BLT 21 SF 3, 3 plays, 56 yards, 0:22 drive, 13:15 elapsed

Baltimore Ravens vs San Francisco 49ers at Mercedes-Benz Superdome

J.Tucker kicks 74 yards from BLT 35 to SF -9. L.James, Touchback.

San Francisco 49ers at 1:45

- 1-10-SF 20 (1:45) (Shotgun) C.Kaepernick pass short middle to M.Crabtree to SF 26 for 6 yards (E.Reed). Pass 3, YAC 3
- 2-4-SF 26 (1:21) (Shotgun) C.Kaepernick pass short right to D.Walker ran ob at SF 40 for 14 yards (C.Graham) [H.Ngata]. P8
PENALTY on BLT-H.Ngata, Roughing the Passer, 15 yards, enforced at SF 40. Pass 13, YAC 1 X9
- 1-10-BLT 45 (1:15) (Shotgun) C.Kaepernick pass incomplete short right to R.Moss (J.Smith).
- 2-10-BLT 45 (1:12) (Shotgun) C.Kaepernick pass deep middle to D.Walker to BLT 17 for 28 yards (E.Reed). Pass 28, YAC 0 P10
Timeout #1 by SF at 00:57.
- 1-10-BLT 17 (:57) (Shotgun) C.Kaepernick pass short middle to V.Davis to BLT 9 for 8 yards (B.Pollard, R.Lewis). Pass 6, YAC 2
- 2-2-BLT 9 (:25) (Shotgun) F.Gore right guard to BLT 9 for no gain (A.Jones).
Timeout #2 by SF at 00:21.
- 3-2-BLT 9 (:21) (Shotgun) C.Kaepernick sacked at BLT 9 for 0 yards (P.Kruger).
Timeout #3 by SF at 00:03.
- 4-2-BLT 9 (:03) **D.Akers 27 yard field goal is GOOD, Center-B.Jennings, Holder-A.Lee.**

BLT 21 SF 6, 8 plays, 71 yards, 1 penalty, 1:45 drive, 15:00 elapsed

END OF QUARTER	Score	Time Poss	First Downs				Efficiencies	
			R	P	X	T	3 Down	4 Down
Baltimore Ravens	21	9:03	2	6	1	9	3/4	0/1
San Francisco 49ers	6	5:57	1	4	1	6	0/2	0/0

Third Quarter

BLT elects to Receive, and SF elects to defend the South goal.

D.Akers kicks 73 yards from SF 35 to BLT -8. J.Jones for 108 yards, TOUCHDOWN.

Baltimore Ravens at 15:00

J.Tucker extra point is GOOD, Center-M.Cox, Holder-S.Koch.

BLT 28 SF 6, 0 plays, 100 yards, 0:11 drive, 0:11 elapsed

J.Tucker kicks 72 yards from BLT 35 to SF -7. L.James to SF 14 for 21 yards (J.Ihedigbo).

San Francisco 49ers at 14:49, (1st play from scrimmage 14:44)

- 1-10-SF 14 (14:44) (Shotgun) C.Kaepernick pass short left to M.Crabtree to SF 43 for 29 yards (C.Williams). Pass 13, YAC 16 P11
- 1-10-SF 43 (14:11) (Shotgun) F.Gore left guard to SF 46 for 3 yards (T.Suggs).
- 2-7-SF 46 (13:28) (Shotgun) C.Kaepernick sacked at SF 40 for -6 yards (A.Jones). After this play, the Superdome had a power failure that began at 7:38 p.m. local time. A delay ensued until 8:08 p.m. local time.
- 3-13-SF 40 (13:04) (Shotgun) C.Kaepernick pass short right to D.Walker to SF 46 for 6 yards (J.Smith). Pass 6, YAC 0
- 4-7-SF 46 (12:17) A.Lee punts 54 yards to end zone, Center-B.Jennings, Touchback.

Baltimore Ravens at 12:10

- 1-10-BLT 20 (12:10) J.Flacco pass short right to T.Smith to BLT 35 for 15 yards (D.Whitner, P.Willis). Pass 10, YAC 5 P15
- 1-10-BLT 35 (11:40) R.Rice left guard to BLT 37 for 2 yards (P.Willis).
- 2-8-BLT 37 (11:11) J.Flacco pass incomplete short left to A.Boldin.
- 3-8-BLT 37 (11:07) (Shotgun) J.Flacco pass short middle to R.Rice to BLT 44 for 7 yards (D.Goldson). Pass 3, YAC 4
- 4-1-BLT 44 (10:35) S.Koch punts 56 yards to end zone, Center-M.Cox, Touchback.

San Francisco 49ers at 10:26

- 1-10-SF 20 (10:26) (Shotgun) C.Kaepernick scrambles left end ran ob at SF 25 for 5 yards (H.Ngata).
- 2-5-SF 25 (9:55) (Shotgun) C.Kaepernick scrambles left end ran ob at SF 40 for 15 yards (D.Ellerbe). R12
- 1-10-SF 40 (9:16) (Shotgun) F.Gore left guard to SF 42 for 2 yards (M.Kemoeatu, T.Suggs).
- 2-8-SF 42 (8:39) (Shotgun) C.Kaepernick pass incomplete deep right to M.Crabtree (C.Graham).
- 3-8-SF 42 (8:32) (Shotgun) C.Kaepernick pass short left to R.Moss to BLT 49 for 9 yards (C.Williams). Pass 9, YAC 0 P13
- Timeout #1 by SF at 07:53.
- 1-10-BLT 49 (7:53) (Shotgun) C.Kaepernick pass deep right to V.Davis ran ob at BLT 31 for 18 yards. No tackle - Davis ran out of bounds on his own. P14
- 1-10-BLT 31 (7:28) **C.Kaepernick pass deep left to M.Crabtree for 31 yards, TOUCHDOWN. Pass 16, YAC 15** P15
- D.Akers extra point is GOOD, Center-B.Jennings, Holder-A.Lee.

BLT 28 SF 13, 7 plays, 80 yards, 3:06 drive, 7:40 elapsed

D.Akers kicks 70 yards from SF 35 to BLT -5. J.Jones to BLT 17 for 22 yards (A.Dixon).

Baltimore Ravens at 7:20, (1st play from scrimmage 7:15)

- 1-10-BLT 17 (7:15) J.Flacco pass incomplete deep left to A.Boldin.
- 2-10-BLT 17 (7:10) B.Pierce left end to BLT 17 for no gain (A.Brooks).
- 3-10-BLT 17 (6:27) (Shotgun) J.Flacco sacked at BLT 9 for -8 yards (A.Brooks).
- 4-18-BLT 9 (6:03) S.Koch punts 43 yards to SF 48, Center-M.Cox. T.Ginn pushed ob at BLT 20 for 32 yards (S.Koch).

San Francisco 49ers at 5:47

- 1-10-BLT 20 (5:47) (Shotgun) C.Kaepernick pass short left to V.Davis to BLT 6 for 14 yards (C.Upshaw). Pass 5, YAC 9 P16
- 1-6-BLT 6 (5:05) (Shotgun) **F.Gore right end for 6 yards, TOUCHDOWN. BLT-H.Ngata was injured during the play. His return is Doubtful.** R17
- D.Akers extra point is GOOD, Center-B.Jennings, Holder-A.Lee.

BLT 28 SF 20, 2 plays, 20 yards, 0:48 drive, 10:01 elapsed

D.Akers kicks 69 yards from SF 35 to BLT -4. J.Jones, Touchback.

Baltimore Ravens at 4:59

- 1-10-BLT 20 (4:59) R.Rice left guard to BLT 23 for 3 yards (J.Smith).
- 2-7-BLT 23 (4:17) (Shotgun) J.Flacco pass short left to R.Rice to BLT 24 for 1 yard (T.Brown). FUMBLES (T.Brown), RECOVERED by SF-T.Brown at BLT 24. T.Brown to BLT 24 for no gain (D.Pitta). Pass 1, YAC 0

San Francisco 49ers at 4:10

- 1-10-BLT 24 (4:10) (Shotgun) C.Kaepernick pass incomplete deep left to V.Davis.
- 2-10-BLT 24 (4:05) (Shotgun) F.Gore left guard to BLT 21 for 3 yards (R.Lewis, D.Tyson).
- 3-7-BLT 21 (3:25) (Shotgun) C.Kaepernick pass incomplete deep left to T.Ginn (C.Williams).
- 4-7-BLT 21 (3:19) D.Akers 39 yard field goal is No Good, Wide Left, Center-B.Jennings, Holder-A.Lee.
- PENALTY on BLT-C.Brown, Running Into the Kicker, 5 yards, enforced at BLT 21 - No Play.*

Baltimore Ravens vs San Francisco 49ers at Mercedes-Benz Superdome

4-2-BLT 16 (3:14) D.Akers 34 yard field goal is GOOD, Center-B.Jennings, Holder-A.Lee.

BLT 28 SF 23, 4 plays, 8 yards, 1 penalty, 1:00 drive, 11:50 elapsed

D.Akers kicks 62 yards from SF 35 to BLT 3. J.Jones to BLT 28 for 25 yards (D.Walker).

Baltimore Ravens at 3:10, (1st play from scrimmage 3:04)

1-10-BLT 28 (3:04) B.Pierce right guard to BLT 32 for 4 yards (P.Willis).

2-6-BLT 32 (2:36) B.Pierce left end to BLT 35 for 3 yards (D.Goldson).

3-3-BLT 35 (1:59) (Shotgun) J.Flacco pass short right to A.Boldin pushed ob at SF 35 for 30 yards (C.Culliver). Pass 6, YAC 24

P16

1-10-SF 35 (1:30) J.Flacco pass short right to D.Pitta to SF 28 for 7 yards (P.Willis). Pass 1, YAC 6

2-3-SF 28 (:58) R.Rice right tackle to SF 26 for 2 yards (A.Brooks).

3-1-SF 26 (:16) B.Pierce left end pushed ob at SF 18 for 8 yards (D.Goldson). BLT-B.Pierce was injured during the play.

R17

END OF QUARTER

	Score	Time Poss	First Downs				Efficiencies	
			R	P	X	T	3 Down	4 Down
Baltimore Ravens	28	7:27	1	2	0	3	2/4	0/0
San Francisco 49ers	23	7:33	2	5	0	7	1/3	0/0

Fourth Quarter

Play By Play

Baltimore Ravens continued.

- 1-10-SF 18 (15:00) R.Rice right guard to SF 14 for 4 yards (I.Sopoaga).
- 2-6-SF 14 (14:24) J.Flacco pass short right to A.Boldin ran ob at SF 5 for 9 yards (C.Rogers). Pass 5, YAC 4 P18
- 1-5-SF 5 (14:02) R.Rice left guard to SF 1 for 4 yards (R.Jean Francois; D.Goldson).
- 2-1-SF 1 (13:30) R.Rice left guard to SF 1 for no gain (J.Smith).
- 3-1-SF 1 (13:05) J.Flacco pass incomplete short right [I.Sopoaga].
- 4-1-SF 1 (12:57) **J.Tucker 19 yard field goal is GOOD, Center-M.Cox, Holder-S.Koch.**

BLT 31 SF 23, 12 plays, 71 yards, 5:16 drive, 2:06 elapsed

J.Tucker kicks 69 yards from BLT 35 to SF -4. L.James to SF 24 for 28 yards (A.Allen).

San Francisco 49ers at 12:54, (1st play from scrimmage 12:47)

- 1-10-SF 24 (12:47) (Shotgun) F.Gore right end to SF 29 for 5 yards (D.Tyson; D.Ellerbe).
 - 2-5-SF 29 (12:00) (Shotgun) C.Kaepernick pass deep left to R.Moss pushed ob at BLT 39 for 32 yards (E.Reed). Pass 26, YAC 6 P18
 - 1-10-BLT 39 (11:34) (Shotgun) F.Gore left end to BLT 18 for 21 yards (C.Graham). R19
 - 1-10-BLT 18 (10:44) (Shotgun) C.Kaepernick left guard to BLT 15 for 3 yards (R.Lewis, T.Cody).
 - 2-7-BLT 15 (10:04) (Shotgun) **C.Kaepernick scrambles left end for 15 yards, TOUCHDOWN.** R20
- (Pass formation) TWO-POINT CONVERSION ATTEMPT. C.Kaepernick pass to R.Moss is incomplete. ATTEMPT FAILS. Kaepernick, in shotgun, passed left for Moss, but overthrew him.

BLT 31 SF 29, 5 plays, 76 yards, 2:57 drive, 5:03 elapsed

D.Akers kicks 65 yards from SF 35 to BLT 0. J.Jones to BLT 21 for 21 yards (D.Walker).

Baltimore Ravens at 9:57, (1st play from scrimmage 9:51)

- 1-10-BLT 21 (9:51) J.Flacco pass short middle to R.Rice to BLT 25 for 4 yards (I.Sopoaga, P.Willis) [N.Bowman]. Pass -6, YAC 10
 - 2-6-BLT 25 (9:18) R.Rice right end to BLT 22 for -3 yards (N.Bowman).
 - 3-9-BLT 22 (8:35) (Shotgun) J.Flacco pass incomplete short right to T.Smith. X19
- PENALTY on SF-C.Culliver, Defensive Pass Interference, 14 yards, enforced at BLT 22 - No Play.*
- 1-10-BLT 36 (8:30) B.Pierce right tackle to BLT 38 for 2 yards (P.Willis).
 - 2-8-BLT 38 (7:57) (Shotgun) J.Flacco pass short right to A.Boldin to BLT 46 for 8 yards (C.Rogers). Pass 5, YAC 3 The first down was measured for. San Francisco challenged the first down ruling, and the play was REVERSED.
 - (Shotgun) J.Flacco pass short right to A.Boldin to BLT 45 for 7 yards (C.Rogers). Pass 5, YAC 2 The first down was measured for.
 - 3-1-BLT 45 (7:14) J.Flacco pass short right to A.Boldin to SF 40 for 15 yards (C.Rogers). Pass 15, YAC 0 P20
 - 1-10-SF 40 (6:30) R.Rice left tackle to SF 28 for 12 yards (D.Goldson). R21
 - 1-10-SF 28 (5:51) R.Rice right tackle to SF 26 for 2 yards (N.Bowman).
 - 2-8-SF 26 (5:13) B.Pierce left tackle to SF 25 for 1 yard (N.Bowman).
 - 3-7-SF 25 (4:32) (Shotgun) J.Flacco pass incomplete [A.Brooks].
- Penalty on SF-A.Brooks, Defensive Offside, declined.*
PENALTY on SF-Ald.Smith, Defensive Offside, 5 yards, enforced at SF 25 - No Play.
- 3-2-SF 20 (4:28) (Shotgun) J.Flacco pass incomplete short right to D.Pitta.
 - 4-2-SF 20 (4:23) **J.Tucker 38 yard field goal is GOOD, Center-M.Cox, Holder-S.Koch.**

BLT 34 SF 29, 10 plays, 59 yards, 2 penalties, 5:38 drive, 10:41 elapsed

J.Tucker kicks 65 yards from BLT 35 to end zone, Touchback.

San Francisco 49ers at 4:19

- 1-10-SF 20 (4:19) (Shotgun) F.Gore right guard to SF 28 for 8 yards (D.Ellerbe; R.Lewis).
- 2-2-SF 28 (3:40) C.Kaepernick scrambles right end ran ob at SF 36 for 8 yards (D.Ellerbe). R21
- 1-10-SF 36 (3:32) (Shotgun) C.Kaepernick pass incomplete deep right to V.Davis.
- 2-10-SF 36 (3:25) (Shotgun) C.Kaepernick pass deep middle to M.Crabtree to BLT 40 for 24 yards (R.Lewis, C.Graham). Pass 19, YAC 5 P22
- 1-10-BLT 40 (2:47) (Shotgun) F.Gore left end pushed ob at BLT 7 for 33 yards (E.Reed). R23
- 1-7-BLT 7 (2:39) (Shotgun) L.James right guard to BLT 5 for 2 yards (D.Ellerbe; D.Tyson).

Two-Minute Warning

- 2-5-BLT 5 (2:00) (Shotgun) C.Kaepernick pass incomplete short right to M.Crabtree (C.Graham).
Timeout #2 by SF at 01:55.
- 3-5-BLT 5 (1:55) C.Kaepernick pass incomplete short right to M.Crabtree (J.Smith).
- 4-5-BLT 5 (1:50) (Shotgun) C.Kaepernick pass incomplete short right to M.Crabtree.
Timeout #1 by BLT at 01:46.

Baltimore Ravens at 1:46

Baltimore Ravens vs San Francisco 49ers at Mercedes-Benz Superdome

- 1-10-BLT 5 (1:46) R.Rice left guard to BLT 7 for 2 yards (N.Bowman; D.Goldson).
Timeout #3 by SF at 01:42.
- 2-8-BLT 7 (1:42) B.Pierce left end to BLT 7 for no gain (A.Brooks).
- 3-8-BLT 7 (:56) V.Leach right guard to BLT 8 for 1 yard (R.McDonald; N.Bowman).
Timeout #2 by BLT at 00:12.
- 4-7-BLT 8 (:12) **(Punt formation) S.Koch right end ran ob in End Zone for -8 yards, SAFETY (C.Culliver).**
Timeout #3 by BLT at 00:04.

BLT 34 SF 31, Safety, 14:56 elapsed
--

S.Koch kicks 61 yards from BLT 20 to SF 19. T.Ginn to 50 for 31 yards (J.Bynes).

END OF QUARTER

	Score	Time Poss	First Downs				Efficiencies	
			R	P	X	T	3 Down	4 Down
Baltimore Ravens	34	9:26	1	2	1	4	1/4	0/1
San Francisco 49ers	31	5:34	4	2	0	6	0/1	0/1

Miscellaneous Statistics Report

Baltimore Ravens vs San Francisco 49ers
2/3/2013 at Mercedes-Benz Superdome

Ten Longest Plays for Baltimore Ravens

Yards	Qtr	Play Start	Play Description
56	2	3-10-BLT 44	(1:58) (Shotgun) J.Flacco pass deep middle to J.Jones for 56 yards, TOUCHDOWN. Pass 47, YAC 9
30	1	3-7-BLT 36	(1:31) (Shotgun) J.Flacco pass deep right to A.Boldin pushed ob at SF 34 for 30 yards (C.Culliver) [A.Brooks]. Pass 29, YAC 1
30	3	3-3-BLT 35	(1:59) (Shotgun) J.Flacco pass short right to A.Boldin pushed ob at SF 35 for 30 yards (C.Culliver). Pass 6, YAC 24
23	2	1-10-BLT 48	(9:16) J.Flacco pass deep left to E.Dickson to SF 29 for 23 yards (D.Goldson). Pass 17, YAC 6
20	1	1-10-SF 39	(11:58) J.Flacco pass deep right to T.Smith to SF 19 for 20 yards (D.Whitner). Pass 21, YAC -1
18	2	2-3-SF 22	(8:10) J.Flacco pass short left to E.Dickson to SF 8 for 14 yards (D.Whitner). PENALTY on SF-D.Whitner, Face Mask (15 Yards), 4 yards, enforced at SF 8. Pass 14, YAC 4
15	3	1-10-BLT 20	(12:10) J.Flacco pass short right to T.Smith to BLT 35 for 15 yards (D.Whitner, P.Willis). Pass 10, YAC 5
15	4	3-1-BLT 45	(7:14) J.Flacco pass short right to A.Boldin to SF 40 for 15 yards (C.Rogers). Pass 15, YAC 0
13	1	3-4-SF 13	(10:42) (Shotgun) J.Flacco pass short middle to A.Boldin for 13 yards, TOUCHDOWN.
12	4	1-10-SF 40	(6:30) R.Rice left tackle to SF 28 for 12 yards (D.Goldson).

Ten Longest Plays for San Francisco 49ers

Yards	Qtr	Play Start	Play Description
33	4	1-10-BLT 40	(2:47) (Shotgun) F.Gore left end pushed ob at BLT 7 for 33 yards (E.Reed).
32	4	2-5-SF 29	(12:00) (Shotgun) C.Kaepernick pass deep left to R.Moss pushed ob at BLT 39 for 32 yards (E.Reed). Pass 26, YAC 6
31	3	1-10-BLT 31	(7:28) C.Kaepernick pass deep left to M.Crabtree for 31 yards, TOUCHDOWN. Pass 16, YAC 15
29	2	1-10-SF 20	(14:52) (Shotgun) C.Kaepernick pass short middle to V.Davis to SF 49 for 29 yards (C.Williams). Pass 12, YAC 17
29	2	2-4-SF 26	(1:21) (Shotgun) C.Kaepernick pass short right to D.Walker ran ob at SF 40 for 14 yards (C.Graham) [H.Ngata].
29	3	1-10-SF 14	(14:44) (Shotgun) C.Kaepernick pass short left to M.Crabtree to SF 43 for 29 yards (C.Williams). Pass 13, YAC 16
28	2	2-10-BLT 45	(1:12) (Shotgun) C.Kaepernick pass deep middle to D.Walker to BLT 17 for 28 yards (E.Reed). Pass 28, YAC 0
24	1	1-10-BLT 32	(6:01) C.Kaepernick pass deep left to V.Davis to BLT 8 for 24 yards (E.Reed). Pass 20, YAC 4
24	4	2-10-SF 36	(3:25) (Shotgun) C.Kaepernick pass deep middle to M.Crabtree to BLT 40 for 24 yards (R.Lewis, C.Graham). Pass 19, YAC 5
21	4	1-10-BLT 39	(11:34) (Shotgun) F.Gore left end to BLT 18 for 21 yards (C.Graham).

Touchdown Scoring Information

		Offense	Defense	Special Teams
VISITOR	Baltimore Ravens	3	0	1
HOME	San Francisco 49ers	3	0	0

Player Scoring Information

Club	Player	TD	Rush TD	Rec TD	KO TD	Punt TD	Int TD	Fum TD	Misc TD	FG	XP	2Pt Rush	2Pt Rec	Sfty	Points
BLT	J.Jones	0	0	1	1	0	0	0	0	0	0	0	0	0	12
BLT	J.Tucker	0	0	0	0	0	0	0	0	2	4	0	0	0	10
BLT	A.Boldin	0	0	1	0	0	0	0	0	0	0	0	0	0	6
BLT	D.Pitta	0	0	1	0	0	0	0	0	0	0	0	0	0	6
SF	D.Akers	0	0	0	0	0	0	0	0	3	2	0	0	0	11
SF	F.Gore	0	1	0	0	0	0	0	0	0	0	0	0	0	6
SF	C.Kaepernick	0	1	0	0	0	0	0	0	0	0	0	0	0	6
SF	M.Crabtree	0	0	1	0	0	0	0	0	0	0	0	0	0	6
SF	C.Culliver	0	0	0	0	0	0	0	0	0	0	0	0	1	2

Possession Detail

	First Half		Second Half		Game	
	Visitor	Home	Visitor	Home	Visitor	Home
Largest Lead	18	0	22	0	22	0
Drives Leading	4	0	7	0	11	0
Time of Possession Leading	13:01	0:00	16:53	0:00	29:54	0:00
Largest Deficit	0	-18	0	-22	0	-22
Drives Trailing	0	5	0	7	0	12
Time of Possession Trailing	0:00	12:35	0:00	13:07	0:00	25:42
Times Score Tied Up		0		0		0
Lead Changes		1		0		1

Playtime Percentage

Percent of playtime per player on offense, defense and special teams

Baltimore Ravens					San Francisco 49ers				
		Offense	Defense	Special Teams		Offense	Defense	Special Teams	
B McKinnie	T	71 100%		7 21%	J Goodwin	C	62 100%		6 18%
M Yanda	G	71 100%		7 21%	J Staley	T	62 100%		6 18%
M Oher	T	71 100%		7 21%	A Boone	G	62 100%		6 18%
K Osemele	T	71 100%		7 21%	A Davis	T	62 100%		6 18%
J Flacco	QB	71 100%			M Iupati	G	62 100%		6 18%
M Birk	C	71 100%			C Kaepernick	QB	62 100%		
T Smith	WR	67 94%			M Crabtree	WR	60 97%		
A Boldin	WR	59 83%			V Davis	TE	58 94%		
R Rice	RB	51 72%			F Gore	RB	51 82%		
D Pitta	TE	44 62%		7 21%	R Moss	WR	49 79%		
E Dickson	TE	43 61%		17 50%	D Walker	TE	41 66%		7 21%
V Leach	FB	31 44%		6 18%	B Miller	FB	29 47%		19 56%
B Pierce	RB	21 30%			L James	RB	12 19%		8 24%
J Jones	WR	20 28%		9 26%	G Celek	TE	3 5%		14 41%
B Bajema	TE	10 14%		6 18%	T Ginn	WR	3 5%		5 15%
T Doss	WR	9 13%		2 6%	A Jenkins	WR	3 5%		
C Graham	CB		62 100%	12 35%	W Tukuafu	DT	1 2%	9 13%	18 53%
C Williams	CB		62 100%		P Willis	LB		71 100%	9 26%
B Pollard	SS		62 100%		A Smith	LB		71 100%	8 24%
R Lewis	LB		62 100%		N Bowman	LB		71 100%	3 9%
E Reed	FS		62 100%		D Whitner	SS		71 100%	
D Ellerbe	LB		62 100%		D Goldson	FS		69 97%	10 29%
T Suggs	LB		58 94%		A Brooks	LB		69 97%	7 21%
A Jones	DT		51 82%	6 18%	C Rogers	CB		68 96%	
C Upshaw	DE		42 68%	16 47%	T Brown	CB		67 94%	9 26%
H Ngata	DT		36 58%		R McDonald	DT		60 85%	9 26%
M Kemoeatu	NT		24 39%	6 18%	J Smith	DT		59 83%	
T Cody	NT		23 37%	6 18%	I Sopoaga	NT		38 54%	9 26%
P Kruger	LB		22 35%		C Culliver	CB		32 45%	2 6%
P McPhee	DE		20 32%	6 18%	R Jean Francois	DT		21 30%	9 26%
J Smith	CB		18 29%	15 44%	C Spillman	SS		3 4%	19 56%
D Tyson	DE		14 23%		C Haggans	LB		2 3%	2 6%
A McClellan	DE		2 3%	21 62%	D McBath	FS			25 74%
B Ayanbadejo	LB			27 79%	T Brock	CB			20 59%
S Considine	SS			27 79%	A Dixon	RB			19 56%
J Ihedigbo	SS			27 79%	T Gooden	LB			19 56%
J Bynes	LB			27 79%	L Grant	LB			19 56%
A Allen	RB			21 62%	M Wilhoite	LB			19 56%
C Brown	CB			17 50%	D Kilgore	G			13 38%
D Reed	WR			14 41%	D Akers	K			12 35%
J Tucker	K			14 41%	A Lee	P			9 26%
S Koch	P			12 35%	B Jennings	LS			9 26%
M Cox	LS			11 32%	L Davis	G			6 18%
B Williams	G			7 21%	P Cox	CB			6 18%
G Gradkowski	G			7 21%					



GAME 1: RAVENS 44, BENGALS 13

Baltimore (1-0) - Cincinnati (0-1)

Monday, September 10, 2012 - 7:10 PM ET - M&T Bank Stadium - Baltimore
Weather: 74°, Clear, Wind NW 10 mph - Attendance: 71,064 - Time: 3:04



The Ravens started the season unveiling a no-huddle offense that propelled the team to an impressive 44-13 victory over the visiting Bengals on Sept. 10. QB Joe Flacco was superb, completing 21 of 29 passes for 299 yards and 2 touchdowns. Baltimore leaped out to a 10-0 first-quarter lead on a 46-yard K Justin Tucker field goal and a 7-yard RB Ray Rice TD run. A Flacco-to-WR Anquan Boldin 34-yard TD pass made the score 17-3 in the second quarter. Cincy made the score 17-10 at the half when RB BenJarvus Green-Ellis ran for a 6-yard TD on fourth-and-one. But the Ravens then exploded for 27 second-half points after the Bengals closed the gap to 17-13 on the first series of the third quarter (K Mike Nugent's 19-yard FG). Highlights included S Ed Reed returning a QB Andy Dalton interception 34 yards for a TD and Flacco's 10-yard TD toss to TE Dennis Pitta. Pitta's 5 catches for 73 yards were highs for the Ravens. Rice scored 2 TDs, rushing 10 times for 68 yards and adding 3 catches for 25 more. Tucker connected on 3 FGs (46, 40 and 39 yards) in his debut. Dalton was 22-of-37 for 221 yards, completing 8 passes for 86 yards to WR Andrew Hawkins. Dalton was sacked 4 times, however, 1.5 times by DT Haloti Ngata. Green-Ellis gained 91 yards on 18 carries. With his 58th-career interception and 34-yard return, Reed became the NFL's all-time leader in interception return yards with 1,497, besting Hall of Famer Rod Woodson's 1,483 yards. Following his stellar performance, Flacco earned the AFC Offensive Player of the Week honors.

CINCINNATI BENGALS

OFFENSE

WR	85	A. Binns
LT	77	A. Whitworth
LG	65	C. Boling
C	62	J. Faine
RG	68	K. Zeitler
RT	71	A. Smith
TE	84	J. Gresham
TE	80	O. Charles
WR	18	A. Green
QB	14	A. Dalton
HB	42	B. Green-Ellis

DEFENSE

LDE	91	R. Geathers
NT	94	D. Peko
DT	97	G. Atkins
RDE	93	Mich. Johnson
LB	58	R. Maualuga
LB	53	T. Howard
DB	23	T. Newman
LCB	22	N. Clements
RCB	29	L. Hall
SS	26	T. Mays
FS	20	R. Nelson

BALTIMORE RAVENS

OFFENSE

WR	82	T. Smith
WR	81	A. Boldin
LT	74	M. Oher
LG	70	R. Harewood
C	77	M. Birk
RG	73	M. Yanda
RT	72	K. Osemele
TE	88	D. Pitta
WR	12	J. Jones
QB	5	J. Flacco
RB	27	R. Rice

DEFENSE

DT	92	H. Ngata
NT	96	M. Kemoeatu
DE	90	P. McPhee
RUSH	99	P. Kruger
WILL	53	J. McClain
MIKE	52	R. Lewis
SAM	50	A. McClellan
LCB	21	L. Webb
SS	31	B. Pollard
FS	20	E. Reed
RCB	29	C. Williams

GAME SUMMARY

	1	2	3	4	OT	TOTAL	FIELD GOALS (MADE) & MISSED
CINCINNATI	0	10	3	0	-	13	M. Nugent (34, 19)
BALTIMORE	10	7	17	10	-	44	J. Tucker (46, 40, 39)

TEAM	QTR	TIME	PLAY DESCRIPTION (extra point)	DRIVE	SCORE
Ravens	1	12:53	J. Tucker 46 yd. Field Goal	5-51, 2:07	0-3
Ravens	1	6:03	R. Rice 7 yd. run (J. Tucker kick)	12-63, 5:45	0-10
Bengals	2	14:52	M. Nugent 34 yd. Field Goal	13-76, 6:11	3-10
Ravens	2	12:25	A. Boldin 34 yd. pass from J. Flacco (J. Tucker kick)	5-82, 2:27	3-17
Bengals	2	0:18	B. Green-Ellis 6 yd. run (M. Nugent kick)	13-81, 5:34	10-17
Bengals	3	8:59	M. Nugent 19 yd. Field Goal	12-79, 6:01	13-17
Ravens	3	5:18	D. Pitta 10 yd. pass from J. Flacco (J. Tucker kick)	9-89, 3:41	13-24
Ravens	3	1:13	J. Tucker 40 yd. Field Goal	8-53, 3:09	13-27
Ravens	3	0:13	E. Reed 34 yd. interception return (J. Tucker kick)		13-34
Ravens	4	14:04	R. Rice 1 yd. run (J. Tucker kick)	2-28, 0:44	13-41
Ravens	4	3:03	J. Tucker 39 yd. Field Goal	10-61, 5:20	13-44

OFFICIALS - Referee: Matt Nicks (70), Umpire: Darin Stiers (107), Head Linesman: Toney Brasuell (11), Line Judge: Perry Hudspeth (52), Side Judge: David Hale (43), Field Judge: Arthur Cook (135), Back Judge: Chris Atterberry (5)

TEAM STATISTICS

	BENGALS	RAVENS
First Downs	20 (9-10-1)	26 (8-15-3)
Third Downs	4-15 (27%)	3-9 (33%)
Fourth Downs	2-3 (67%)	1-1 (100%)
Total Net Yards	322	430
Plays - Average	69-4.7	58-7.4
Net Yds Rushing	129	122
Rushes - Average	28-4.6	23-5.3
Net Yards Passing	193	308
Att. - Yds Lost - Gross Pass.	4-28-221	3-21-329
Passes Att. - Comp. - INT	37-22-1	32-23-0
Red Zone	1-3 (33%)	3-3 (100%)
Goal-to-Go	0-1 (0%)	2-2 (100%)
Punts - Avg.	4-45.8	2-43.5
Penalties - Yards	3-41	6-50
Fumbles - Lost	2-1	1-0
Time of Possession	32:26	27:34

INDIVIDUAL STATISTICS

BENGALS											RAVENS																									
RUSHING						ATT	YDS	AVG	LG	TD	RUSHING						ATT	YDS	AVG	LG	TD															
B. Green-Ellis	18	91	5.1	14	1	10	68	6.8	16	2	R. Rice	10	68	6.8	16	2																				
C. Peerman	3	22	7.3	13	0	B. Pierce	4	19	4.8	11	0																									
A. Dalton	3	11	3.7	6	0	A. Allen	4	13	3.3	7	0																									
B. Leonard	3	5	1.7	3	0	T. Smith	1	13	13.0	13	0																									
B. Gradkowski	1	0	0.0	0	0	T. Taylor	1	7	7.0	7	0																									
Total	28	129	4.6	14	1	Total	23	122	5.3	16	2																									
PASSING											ATT	CMP	YDS	SK/YD	TD	LG	IN	RT	PASSING						ATT	CMP	YDS	SK/YD	TD	LG	IN	RT				
A. Dalton	37	22	221	4/28	0	27	1	65.3	J. Flacco	29	21	299	3/21	2	52	0	128.4	T. Taylor	3	2	30	0/0	0	25	0	99.3	Total	32	23	329	3/21	2	52	0	125.7	
Total	37	22	221	4/28	0	27	1	65.3	Total	32	23	329	3/21	2	52	0	125.7																			
RECEIVING											REC	YDS	AVG	LG	TD	RECEIVING						REC	YDS	AVG	LG	TD										
A. Hawkins	8	86	10.8	27	0	D. Pitta	5	73	14.6	25	1							A. Boldin	4	63	15.8	34	1													
A. Green	5	70	14.0	19	0	J. Jones	3	46	15.3	25	0							R. Rice	3	25	8.3	18	0													
A. Binns	4	28	7.0	9	0	V. Leach	3	18	6.0	10	0							T. Smith	2	57	28.5	52	0													
J. Gresham	3	30	10.0	13	0	E. Dickson	2	22	11.0	19	0							D. Thompson	1	25	25.0	25	0													
B. Green-Ellis	1	4	4.0	4	0	Total	23	329	14.3	52	2							Total	32	23	329	14.3	52	2												
B. Tate	1	3	3.0	3	0	Total	22	221	10.0	27	0							Total	32	23	329	14.3	52	2												
Total	22	221	10.0	27	0													Total	32	23	329	14.3	52	2												
INTERCEPTIONS											NO	YDS	AVG	LG	TD	INTERCEPTIONS						NO	YDS	AVG	LG	TD										
																			E. Reed	1	34	34.0	34	1												
																			Total	1	34	34.0	34	1												
SACKS											SACKS																									
G. Atkins 2-15, T. Howard 1-6											H. Ngata 1.5-14.5, R. Lewis 1-0, P. McPhee 0.5-6, C. Upshaw 0.5-6, P. Kruger 0.5-1.5																									



GAME 2: EAGLES 24, RAVENS 23

Baltimore (1-1) · Philadelphia (2-0)

Sunday, September 16, 2012 · 1:03 PM ET · Lincoln Financial Field · Philadelphia
Weather: 72°, Sunny, Wind W 5 mph · Attendance: 69,144 · Time: 3:38



In a thrilling and chaotic contest, the Ravens dropped their first game of the season, losing 24-23. Eagles QB Michael Vick's 1-yard TD plunge with 1:55 left in the game provided Philly with the winning margin. The Ravens appeared to take a 10-point, 27-17 lead with 5:35 left in the game after QB Joe Flacco found WR Jacoby Jones in the end zone for a 25-yard touchdown, however, an offensive pass interference call on Jones nullified the score. The Eagles took a 7-0 first-quarter lead on RB LeSean McCoy's 1-yard TD 10 minutes into the game after getting the ball on the Ravens' 15-yard line following a Flacco sack/fumble. Baltimore roared right back, tying the game on a 5-yard FB Vonta Leach TD run. A Flacco-to-Jones 21-yard scoring strike and a 56-yard K Justin Tucker field goal gave the Ravens a 17-7 halftime lead. (Tucker's FG tied for the longest in Ravens history.) An Eagles' touchdown – Vick to WR Jeremy Maclin for 23 yards – and a 23-yard FG by K Alex Henery tied the game at 17 after three quarters. Tucker then made 51- and 48-yard FGs to give Baltimore a 23-17 lead with 4:43 left in the game. The Ravens moved the ball to their own 46 on the final drive before failing on a fourth-and-1 pass from Flacco that was intended for RB Ray Rice. Flacco finished the game with 22 completions on 42 attempts for 232 yards. TE Dennis Pitta caught a team-high 8 balls for 65 yards, while Rice caught 6 for 53 and added 99 rushing yards on 16 carries. Vick completed 23 of 32 for 371 yards, including 8 to TE Brent Celek for 157 yards and 7 to WR DeSean Jackson for 114 more. The Eagles produced 486 yards to the Ravens' 325.

BALTIMORE RAVENS

OFFENSE

WR	82	T. Smith
WR	81	A. Boldin
LT	74	M. Oher
LG	70	R. Harewood
C	77	M. Birk
RG	73	M. Yanda
RT	72	K. Osemele
TE	88	D. Pitta
WR	12	J. Jones
QB	5	J. Flacco
RB	27	R. Rice

DEFENSE

DT	92	H. Ngata
NT	96	M. Kemoeatu
DE	90	P. McPhee
RUSH	91	C. Upshaw
WILL	53	J. McClain
MIKE	52	R. Lewis
SAM	50	A. McClellan
LCB	21	L. Webb
SS	31	B. Pollard
FS	20	E. Reed
RCB	29	C. Williams

PHILADELPHIA EAGLES

OFFENSE

WR	18	J. Maclin
LT	65	K. Dunlap
LG	69	E. Mathis
C	62	J. Kelce
RG	63	D. Watkins
RT	79	T. Herremans
TE	87	B. Celek
WR	10	D. Jackson
TE	82	C. Harbor
RB	25	L. McCoy
QB	7	M. Vick

DEFENSE

LDE	93	J. Babin
LDT	97	C. Jenkins
RDT	94	D. Landri
RDE	58	T. Cole
MLB	59	D. Ryans
SAM	95	M. Kendricks
LCB	23	D. Rodgers-Cromartie
RCB	24	N. Asomugha
SS	29	N. Allen
FS	42	K. Coleman
CB	22	B. Boykin

GAME SUMMARY

	1	2	3	4	OT	TOTAL	FIELD GOALS (MADE) & MISSED
BALTIMORE	7	10	0	6	-	23	J. Tucker (56, 51, 48)
PHILADELPHIA	7	0	10	7	-	24	A. Henery (23)

TEAM	QTR	TIME	PLAY DESCRIPTION (extra point)	DRIVE	SCORE
Eagles	1	5:40	L. McCoy 1 yd. run (A. Henery kick)	6-15, 3:54	0-7
Ravens	1	2:08	V. Leach 5 yd. run (J. Tucker kick)	7-58, 3:32	7-7
Ravens	2	8:32	J. Jones 21 yd. pass from J. Flacco (J. Tucker kick)	4-70, 1:29	14-7
Ravens	2	0:01	J. Tucker 56 yd. Field Goal	2-0, 0:08	17-7
Eagles	3	10:40	J. Maclin 23 yd. pass from M. Vick (A. Henery kick)	6-42, 2:48	17-14
Eagles	3	5:30	A. Henery 23 yd. Field Goal	11-60, 4:42	17-17
Ravens	4	11:28	J. Tucker 51 yd. Field Goal	8-31, 3:51	20-17
Ravens	4	4:43	J. Tucker 48 yd. Field Goal	10-48, 4:43	23-17
Eagles	4	1:55	M. Vick 1 yd. run (A. Henery kick)	10-80, 2:48	23-24

OFFICIALS – Referee: Robert Frazer (36), Umpire: Lemuel Hawkins (47), Head Linesman: Michael Bell (9), Line Judge: John Vachon (123), Side Judge: Steve Hendley (136), Field Judge: Larry Farina (31), Back Judge: Greg Hay (48)

TEAM STATISTICS

	RAVENS	EAGLES
First Downs	17 (5-9-3)	26 (7-17-2)
Third Downs	4-14 (29%)	7-15 (47%)
Fourth Downs	0-2 (0%)	1-1 (100%)
Total Net Yards	325	486
Plays – Average	65-5.0	75-6.5
Net Yds Rushing	111	129
Rushes – Average	21-5.3	41-3.1
Net Yards Passing	214	357
Att. – Yds Lost – Gross Pass.	2-18-232	2-14-371
Passes Att. – Comp. – INT	42-22-1	32-23-2
Red Zone	1-2 (50%)	2-5 (40%)
Goal-to-Go	0-0 (0%)	2-3 (67%)
Punts – Avg.	5-50.2	5-39.2
Penalties – Yards	6-45	7-58
Fumbles – Lost	1-1	2-2
Time of Possession	25:39	34:21

INDIVIDUAL STATISTICS

RAVENS

RUSHING	ATT	YDS	AVG	LG	TD
R. Rice	16	99	6.2	43	0
V. Leach	1	5	5.0	5	1
B. Pierce	3	4	1.3	6	0
T. Considine	1	3	3.0	3	0
Total	21	111	5.3	43	1

PASSING	ATT	CMP	YDS	SK/YD	TD	LG	IN	RT
J. Flacco	42	22	232	2/18	1	40	1	66.8
Total	42	22	232	2/18	1	40	1	66.8

RECEIVING	REC	YDS	AVG	LG	TD
D. Pitta	8	65	8.1	16	0
R. Rice	6	53	8.8	37	0
T. Smith	2	51	25.5	40	0
A. Boldin	2	7	3.5	7	0
E. Dickson	1	23	23.0	23	0
J. Jones	1	21	21.0	21	1
V. Leach	1	6	6.0	6	0
T. Doss	1	6	6.0	6	0
Total	22	232	10.5	40	1

INTERCEPTIONS	NO	YDS	AVG	LG	TD
E. Reed	1	9	9.0	9	0
B. Pollard	1	0	0.0	0	0
Total	2	9	4.5	9	0

SACKS	NO	YDS
D. Ellerbe 1-7, B. Pollard 1-7		

EAGLES

RUSHING	ATT	YDS	AVG	LG	TD
L. McCoy	25	81	3.2	20	1
M. Vick	10	34	3.4	8	1
B. Brown	3	7	2.3	3	0
D. Johnson	1	6	6.0	6	0
S. Havili	2	1	0.5	1	0
Total	41	129	3.1	20	2

PASSING	ATT	CMP	YDS	SK/YD	TD	LG	IN	RT
M. Vick	32	23	371	2/14	1	49	2	94.7
Total	32	23	371	2/14	1	49	2	94.7

RECEIVING	REC	YDS	AVG	LG	TD
B. Celek	8	157	19.6	28	0
D. Jackson	7	114	16.3	49	0
J. Avant	2	33	16.5	17	0
L. McCoy	2	8	4.0	5	0
J. Maclin	1	23	23.0	23	1
C. Harbor	1	19	19.0	19	0
D. Johnson	1	13	13.0	13	0
S. Havili	1	4	4.0	4	0
Total	23	371	16.1	49	1

INTERCEPTIONS	NO	YDS	AVG	LG	TD
D. Ryans	1	0	0.0	0	0
Total	1	0	0.0	0	0

SACKS	NO	YDS
D. Ryans 1-13, T. Cole 1-5		



GAME 3: RAVENS 31, PATRIOTS 30

Baltimore (2-1) · New England (1-2)

Sunday, September 23, 2012 · 8:31 PM ET · M&T Bank Stadium · Baltimore
Weather: 67°, Clear, Wind NW 5 mph · Attendance: 71,269 · Time: 3:24



In a wild game played in Baltimore and televised nationally, the Ravens beat the Patriots, 31-30, last Sunday night. The game was not sealed until the final play when Baltimore rookie K Justin Tucker made a 27-yard field goal. The Ravens rebounded from 13-0 (first quarter) and 30-21 (fourth quarter) deficits. WR Torrey Smith, who caught 6 passes for 127 yards with 2 TDs, played with a heavy heart. His younger brother Tevin, who was 19, died that morning after crashing a motorcycle. New England took a 13-0, first-quarter lead on 2 K Stephen Gostkowski field goals (37 and 49 yards) and a 2-yard RB Brandon Bolden TD run. The Ravens rallied with 2 second-quarter TDs on passes from QB Joe Flacco to Smith (25 yards) and TE Dennis Pitta (20 yards). A QB Tom Brady-to-WR Julian Edelman 7-yard TD toss gave the Patriots a 20-14 halftime lead. RB Ray Rice, who rushed for 101 yards and caught 5 passes for 49 more, opened the second half with a 7-yard TD scamper to give the Ravens a 21-20 lead. But, the Pats roared back, scoring the game's next 10 points – a RB Danny Woodhead 3-yard TD and a 20-yard Gostkowski FG – to take the 30-21, fourth-quarter lead. Smith's second TD reception from Flacco (5 yards) with 4:01 remaining brought the Ravens within 2 (30-28) before Tucker's game-winner. Flacco completed 28 of 39 passes for 382 yards with 3 TDs. Brady was 28-of-41 for 335 yards, including 9 to WR Brandon Lloyd for 108 yards and 8 to WR Wes Welker for 142 more. It was Flacco's ninth-career 300-yard passing game, the most in Ravens history.

NEW ENGLAND PATRIOTS

OFFENSE

WR	86	D. Fells
LT	77	N. Solder
LG	70	L. Mankins
C	62	R. Wendell
RG	63	D. Connolly
RT	76	S. Vollmer
TE	87	R. Gronkowski
WR	85	B. Lloyd
QB	12	T. Brady
RB	47	M. Hoomanawanui
RB	22	S. Ridley

DEFENSE

LE	50	R. Ninkovich
DT	75	V. Wilfork
DT	74	K. Love
RE	95	C. Jones
LB	51	J. Mayo
LB	55	B. Spikes
LB	54	D. Hightower
LCB	32	D. McCourty
RCB	24	K. Arrington
S	28	S. Gregory
S	25	P. Chung

BALTIMORE RAVENS

OFFENSE

WR	82	T. Smith
WR	81	A. Boldin
LT	74	M. Oher
LG	70	R. Harewood
C	77	M. Birk
RG	73	M. Yanda
RT	72	K. Osemele
TE	84	E. Dickson
QB	5	J. Flacco
FB	44	V. Leach
RB	27	R. Rice

DEFENSE

DT	92	H. Ngata
NT	96	M. Kemoatu
DE	90	P. McPhee
RUSH	91	C. Upshaw
WILL	53	J. McClain
MIKE	52	R. Lewis
SAM	50	A. McClellan
LCB	21	L. Webb
SS	31	B. Pollard
FS	20	E. Reed
RCB	29	C. Williams

GAME SUMMARY

	1	2	3	4	OT	TOTAL	FIELD GOALS (MADE) & MISSED
NEW ENGLAND	13	7	7	3	-	30	S. Gostkowski (37, 49, 20)
BALTIMORE	0	14	7	10	-	31	J. Tucker (27)

TEAM	QTR	TIME	PLAY DESCRIPTION (extra point)	DRIVE	SCORE
Patriots	1	7:48	S. Gostkowski 37 yd. Field Goal	8-71, 3:01	3-0
Patriots	1	7:09	R. Bolden 2 yd. run (S. Gostkowski kick)	3-6, 0:22	10-0
Patriots	1	0:38	S. Gostkowski 49 yd. Field Goal	11-60, 4:24	13-0
Ravens	2	9:45	T. Smith 25 yd. pass from J. Flacco (J. Tucker kick)	13-82, 5:53	13-7
Ravens	2	1:47	D. Pitta 20 yd. pass from J. Flacco (J. Tucker kick)	10-92, 4:49	13-14
Patriots	2	0:02	J. Edelman 7 yd. pass from T. Brady (S. Gostkowski kick)	9-81, 1:45	20-14
Ravens	3	11:36	R. Rice 7 yd. run (J. Tucker kick)	8-80, 3:24	20-21
Patriots	3	6:48	D. Woodhead 3 yd. run (S. Gostkowski kick)	12-80, 4:48	27-21
Patriots	4	14:10	S. Gostkowski 20 yd. Field Goal	13-78, 5:47	30-21
Ravens	4	4:01	T. Smith 5 yd. pass from J. Flacco (J. Tucker kick)	8-92, 3:28	30-28
Ravens	4	0:00	J. Tucker 27 yd. Field Goal	7-70, 1:55	30-31

OFFICIALS – Referee: Bruce Hermansen (49), Umpire: Ali Shetula (99), Head Linesman: Rodney Russell (88), Line Judge: Esteban Garza (39), Side Judge: Mike Riley (85), Field Judge: Jeff Sadorus (89), Back Judge: Mark Wetzel (126)

TEAM STATISTICS

	PATRIOTS	RAVENS
First Downs	33 (6-19-8)	28 (6-17-5)
Third Downs	7-15 (47%)	4-8 (50%)
Fourth Downs	0-0 (0%)	0-1 (0%)
Total Net Yards	396	503
Plays – Average	77-5.1	65-7.7
Net Yds Rushing	77	121
Rushes – Average	34-2.3	26-4.7
Net Yards Passing	319	382
Att. – Yds Lost – Gross Pass.	2-16-335	0-0-382
Passes Att. – Comp. – INT	41-28-0	39-28-1
Red Zone	3-5 (60%)	2-3 (67%)
Goal-to-Go	3-4 (75%)	2-3 (67%)
Punts – Avg.	4-43.0	3-45.3
Penalties – Yards	10-83	14-135
Fumbles – Lost	1-0	1-0
Time of Possession	31:03	28:57

INDIVIDUAL STATISTICS

PATRIOTS

RUSHING	ATT	YDS	AVG	LG	TD
S. Ridley	13	37	2.8	14	0
D. Woodhead	15	34	2.3	6	1
T. Brady	2	7	3.5	7	0
B. Bolden	2	4	2.0	2	1
J. Edelman	2	-5	-2.5	8	0
Total	34	77	2.3	14	2

PASSING	ATT	CMP	YDS	SK/YD	TD	LG	IN	RT
T. Brady	41	28	335	2/16	1	59	0	101.2
Total	41	28	335	2/16	1	59	0	101.2

RECEIVING	REC	YDS	AVG	LG	TD
B. Lloyd	9	108	12.0	22	0
W. Welker	8	142	17.8	59	0
J. Edelman	4	28	7.0	15	1
R. Gronkowski	2	21	10.5	12	0
D. Branch	2	11	5.5	11	0
K. Winslow	1	12	12.0	12	0
D. Woodhead	1	9	9.0	9	0
M. Hoomanawanui	1	4	4.0	4	0
Total	28	335	12.0	59	0

INTERCEPTIONS	NO	YDS	AVG	LG	TD
S. Gregory	1	36	36.0	36	0
Total	1	36	36.0	36	0

SACKS

Total	1
--------------	----------

RAVENS

RUSHING	ATT	YDS	AVG	LG	TD
R. Rice	20	101	5.1	15	1
B. Pierce	4	17	4.3	8	0
J. Flacco	2	3	1.5	5	0
Total	26	121	4.7	15	1

PASSING	ATT	CMP	YDS	SK/YD	TD	LG	IN	RT
J. Flacco	39	28	382	0/0	3	41	1	117.7
Total	39	28	382	0/0	3	41	1	117.7

RECEIVING	REC	YDS	AVG	LG	TD
T. Smith	6	127	21.2	38	2
D. Pitta	5	50	10.2	20	1
R. Rice	5	49	9.8	27	0
A. Boldin	4	48	12.0	24	0
J. Jones	3	86	28.7	41	0
V. Leach	2	7	3.5	6	0
E. Dickson	2	5	2.5	3	0
B. Pierce	1	10	10.0	10	0
Total	28	382	13.6	41	3

INTERCEPTIONS	NO	YDS	AVG	LG	TD
Total	0	0	0	0	0

SACKS

D. Ellerbe	1.5-12.5, H. Ngata	0.5-3.5
------------	--------------------	---------



GAME 4: RAVENS 23, BROWNS 16

Baltimore (3-1) · Cleveland (0-4)

Thursday, September 27, 2012 · 8:30 PM ET · M&T Bank Stadium · Baltimore
Weather: 77°, Cloudy, Wind E 5 mph · Attendance: 70,944 · Time: 3:15



Playing their fourth game in 18 days, the Ravens stopped the determined Browns, 23-16 at M&T Bank Stadium. It was Baltimore's ninth-consecutive win over Cleveland and 13th victory in a row at home. After a scoreless first quarter, the Ravens took a 9-0 lead on an 18-yard QB Joe Flacco-to-WR Torrey Smith touchdown pass (aborted PAT) and a 45-yard K Justin Tucker field goal. The Browns bounced back with a 94-yard TD drive that finished with a 1-yard RB Trent Richardson TD blast to make the score 9-7 at the half. A Flacco 1-yard TD run, along with CB Cary Williams' 63-yard INT-TD, gave the Ravens a comfortable 23-10 advantage after three quarters. Browns K Phil Dawson kicked a 51-yard FG in the third period and added 50- and 52-yard FGs in the fourth quarter to get Cleveland within 7 (23-16) with 4:33 left in the game. A last-minute effort that ended with QB Brandon Weeden's final pass sailing out of the end zone concluded the contest. After catching just 1 pass for 6 yards in the first half, WR Anquan Boldin exploded in the second half and finished with 9 receptions for 131 yards, his 33rd-career 100-yard game. RB Ray Rice added 8 catches for 47 yards, while Smith grabbed 6 for 97 yards. (Rice also rushed 18 times for 49 yards.) Flacco completed 28 of 46 for 356 yards – his second-straight game of 300-plus yards passing (382 vs. the Patriots on 9/23). Weeden threw 52 passes, completing 25 for 320 yards. Richardson ran for 47 yards on 14 carries. It was the Ravens' 10th-consecutive victory in the AFC North.

CLEVELAND BROWNS

OFFENSE

WR	15	G. Little
LT	73	J. Thomas
LG	62	J. Pinkston
C	55	A. Mack
RG	66	S. Lauvao
RT	72	M. Schwartz
TE	82	B. Watson
WR	16	J. Cribbs
TE	84	J. Cameron
QB	3	B. Weeden
RB	33	T. Richardson

DEFENSE

LE	97	J. Sheard
DT	71	A. Rubin
DT	90	B. Winn
RE	92	F. Rucker
SLB	99	S. Fujita
MLB	52	D. Jackson
WLB	56	K. Maiava
LCB	21	D. Patterson
FS	28	U. Young
SS	43	T. Ward
RCB	24	S. Brown

BALTIMORE RAVENS

OFFENSE

WR	82	T. Smith
WR	81	A. Boldin
LT	74	M. Oher
LG	70	R. Harewood
C	77	M. Birk
RG	73	M. Yanda
RT	72	K. Osemele
TE	88	D. Pitta
TE	84	E. Dickson
QB	5	J. Flacco
RB	27	R. Rice

DEFENSE

DT	92	H. Ngata
NT	96	M. Kemoeatu
DE	90	P. McPhee
RUSH	91	C. Upshaw
WILL	53	J. McClain
MIKE	52	R. Lewis
SAM	50	A. McClellan
LCB	21	L. Webb
SS	31	B. Pollard
FS	20	E. Reed
RCB	29	C. Williams

GAME SUMMARY

	1	2	3	4	OT	TOTAL	FIELD GOALS (MADE) & MISSED
CLEVELAND	0	7	3	6	-	16	P. Dawson (51, 50, 52)
BALTIMORE	0	9	14	0	-	23	J. Tucker (45) 47WR

TEAM	QTR	TIME	PLAY DESCRIPTION (extra point)	DRIVE	SCORE
Ravens	2	12:57	T. Smith 18 yd. pass from J. Flacco (kick aborted)	6-85, 2:53	0-6
Ravens	2	10:03	J. Tucker 45 yd. Field Goal	7-32, 1:58	0-9
Browns	2	2:32	T. Richardson 1 yd. run (P. Dawson kick)	11-94, 4:52	7-9
Ravens	3	9:53	J. Flacco 1 yd. run (J. Tucker kick)	13-89, 5:07	7-16
Browns	3	6:52	P. Dawson 51 yd. Field Goal	8-53, 3:01	10-16
Ravens	3	0:15	C. Williams 63 yd. interception return (J. Tucker kick)		10-23
Browns	4	12:11	P. Dawson 50 yd. Field Goal	8-48, 3:04	13-23
Browns	4	4:33	P. Dawson 52 yd. Field Goal	5-12, 1:35	16-23

OFFICIALS – Referee: Gene Steratore (114), Umpire: Bill Schuster (129), Head Linesman: Wayne Mackie (106), Line Judge: Jeff Seeman (45), Side Judge: Jimmy DeBell (58), Field Judge: Bob Waggoner (25), Back Judge: Greg Steed (12)

TEAM STATISTICS

	BROWNS	RAVENS
First Downs	20 (1-17-2)	23 (5-16-2)
Third Downs	3-15 (20%)	5-15 (33%)
Fourth Downs	0-1 (0%)	0-1 (0%)
Total Net Yards	357	438
Plays – Average	70-5.1	77-5.7
Net Yds Rushing	43	101
Rushes – Average	17-2.5	27-3.7
Net Yards Passing	314	337
Att. – Yds Lost – Gross Pass.	1-6-320	4-19-356
Passes Att. – Comp. – INT	52-25-1	46-28-1
Red Zone	1-2 (50%)	2-4 (50%)
Goal-to-Go	1-1 (100%)	2-2 (100%)
Punts – Avg.	7-41.4	7-46.0
Penalties – Yards	7-66	11-100
Fumbles – Lost	1-1	0-0
Time of Possession	26:57	33:03

INDIVIDUAL STATISTICS

BROWNS						RAVENS						
RUSHING						RUSHING						
	ATT	YDS	AVG	LG	TD		ATT	YDS	AVG	LG	TD	
T. Richardson	14	47	3.4	7	1	R. Rice	18	49	2.7	10	0	
T. Benjamin	1	0	0.0	0	0	B. Pierce	6	48	8.0	21	0	
G. Little	1	-2	-2.0	-2	0	J. Flacco	2	4	2.0	3	1	
C. Ogbonnaya	1	-2	-2.0	-2	0	T. Smith	1	0	0.0	0	0	
Total	17	43	2.5	7	1	Total	27	101	3.7	21	1	
PASSING						PASSING						
	ATT	CMP	YDS	SK/YD	TD		ATT	CMP	YDS	SK/YD	TD	
B. Weeden	52	25	320	1/6	0	J. Flacco	46	28	356	4/19	1	
Total	52	25	320	1/6	0	Total	46	28	356	4/19	1	
RECEIVING						RECEIVING						
	REC	YDS	AVG	LG	TD		REC	YDS	AVG	LG	TD	
B. Watson	5	52	10.4	17	0	A. Boldin	9	131	14.6	28	0	
G. Little	4	77	19.3	43	0	R. Rice	8	47	5.9	11	0	
T. Richardson	4	57	14.3	20	0	T. Smith	6	97	16.2	34	1	
J. Norwood	4	56	14.0	27	0	V. Leach	2	25	12.5	17	0	
T. Benjamin	2	26	13.0	14	0	J. Jones	2	17	8.5	10	0	
J. Cribbs	2	11	5.5	9	0	T. Doss	1	39	39.0	39	0	
C. Ogbonnaya	2	10	5.0	5	0							
J. Gordon	1	16	16.0	16	0							
J. Cameron	1	15	15.0	15	0							
Total	25	320	12.8	43	0	Total	28	356	12.7	39	1	
INTERCEPTIONS						INTERCEPTIONS						
	NO	YDS	AVG	LG	TD		NO	YDS	AVG	LG	TD	
C. Robertson	1	0	0.0	0	0	C. Williams	1	63	63.0	63	1	
Total	1	0	0.0	0	0	Total	1	63	63.0	63	1	
SACKS						SACKS						
J. Sheard	1-9	U. Young	1-6	A. Rubin	1-4	S. Fujita	1-0	P. Kruger	1-6			



GAME 5: RAVENS 9, CHIEFS 6

Baltimore (4-1) • Kansas City (1-4)

Sunday, October 7, 2012 • 12:02 PM CT • Arrowhead Stadium • Kansas City
 Weather: 47°, Sunny, Wind 0 mph • Attendance: 68,803 • Time: 2:54



No touchdowns were scored in the Ravens' hard-fought 9-6 victory over the Chiefs at Arrowhead Stadium last Sunday. Rookie K Justin Tucker scored all of Baltimore's points with FGs of 28, 26 and 39 yards. Chiefs K Ryan Succop's 2 FGs (30 and 31 yards) accounted for the Kansas City scoring. The game was tied 3-3 at the half despite an impressive running performance by KC RB Jamaal Charles, who carried 20 times for 125 yards in the first two quarters. While the Chiefs rushed for 179 yards in the first half, Baltimore's "D" limited the hosts to just 35 yards on 16 carries in the last two quarters. Key plays in the game included Chiefs QB Matt Cassel's lost fumble at the Ravens' 1-yard line (S Ed Reed recovered) in the third quarter and QB Joe Flacco's 16-yard scramble on third-and-15 for a first down with 3 minutes left in the game. Flacco completed 13 of 27 for 187 yards, including 4 to WR Anquan Boldin for 82 yards. RB Ray Rice rushed for 102 yards (17 carries), making a game-clinching 1-yard run with two minutes left in the contest. It was Rice's 15th-career 100-yard rushing game. Charles finished with 140 rushing yards, and Cassel was 9-of-15 for 92 yards, with WR Dwayne Bowe catching 6 for 60 yards. The Ravens scored all 3 FGs on drives following KC turnovers. The game marked Baltimore's first win without scoring a TD five years to the day (10/7/07 at SF, 9-7).

BALTIMORE RAVENS

OFFENSE

WR	82	T. Smith
WR	81	A. Boldin
LT	74	M. Oher
LG	70	R. Harewood
C	77	M. Birk
RG	73	M. Yanda
RT	72	K. Osemele
TE	84	E. Dickson
QB	5	J. Flacco
FB	44	V. Leach
RB	27	R. Rice

DEFENSE

DT	92	H. Ngata
NT	96	M. Kemoeatu
DE	90	P. McPhee
RUSH	91	C. Upshaw
WILL	53	J. McClain
MIKE	52	R. Lewis
SAM	50	A. McClellan
LCB	21	L. Webb
SS	31	B. Pollard
FS	20	E. Reed
RCB	29	C. Williams

KANSAS CITY CHIEFS

OFFENSE

WR	89	J. Baldwin
LT	76	B. Albert
LG	71	J. Allen
C	65	R. Lilja
RG	73	J. Asamoah
RT	74	E. Winston
TE	81	T. Moeaki
TE	87	S. Maneri
WR	82	D. Bowe
QB	7	M. Cassel
RB	25	J. Charles

DEFENSE

LDE	94	Ty. Jackson
NT	92	D. Poe
RDE	97	A. Bailey
LOLB	50	J. Houston
LILB	59	J. Belcher
RILB	56	D. Johnson
ROLB	91	T. Hali
LCB	24	B. Flowers
RCB	26	S. Rountt
SS	29	E. Berry
FS	27	A. Elam

GAME SUMMARY

	1	2	3	4	OT	TOTAL	FIELD GOALS (MADE) & MISSED
BALTIMORE	3	0	6	0	-	9	J. Tucker (28, 26, 39)
KANSAS CITY	0	3	0	3	-	6	R. Succop (30, 31)

TEAM	QTR	TIME	PLAY DESCRIPTION (extra point)	DRIVE	SCORE
Ravens	1	1:21	J. Tucker 28 yd. Field Goal	6-32, 1:49	3-0
Chiefs	2	2:48	R. Succop 30 yd. Field Goal	13-53, 6:13	3-3
Ravens	3	8:00	J. Tucker 26 yd. Field Goal	7-80, 3:41	6-3
Ravens	3	0:00	J. Tucker 39 yd. Field Goal	9-56, 3:48	9-3
Chiefs	4	4:31	R. Succop 31 yd. Field Goal	11-57, 5:44	9-6

OFFICIALS – Referee: Peter Morelli (135), Umpire: Darrell Jenkins (76), Head Linesman: Dana McKenzie (8), Line Judge: John Hussey (35), Side Judge: Don Carlsen (39), Field Judge: Jon Lucivansky (89), Back Judge: Rob Vernatchi (75)

TEAM STATISTICS

	RAVENS	CHIEFS
First Downs	15 (6-8-1)	19 (12-6-1)
Third Downs	3-11 (27%)	6-13 (46%)
Fourth Downs	0-0 (0%)	0-0 (0%)
Total Net Yards	298	338
Plays – Average	55-5.4	68-5.0
Net Yds Rushing	133	214
Rushes – Average	24-5.5	50-4.3
Net Yards Passing	165	124
Att. – Yds Lost – Gross Pass.	4-22-187	0-0-124
Passes Att. – Comp. – INT	27-13-1	18-12-2
Red Zone	0-3 (0%)	0-3 (0%)
Goal-to-Go	0-0 (0%)	0-2 (0%)
Punts – Avg.	5-46.4	5-47.2
Penalties – Yards	5-33	8-60
Fumbles – Lost	1-1	3-2
Time of Possession	25:50	34:10

INDIVIDUAL STATISTICS

RAVENS

RUSHING	ATT	YDS	AVG	LG	TD
R. Rice	17	102	6.0	37	0
J. Flacco	3	14	4.7	16	0
B. Pierce	2	13	6.5	12	0
V. Leach	1	4	4.0	4	0
A. Allen	1	0	0.0	0	0
Total	24	133	5.5	37	0

PASSING	ATT	CMP	YDS	SK/YD	TD	LG	IN	RT
J. Flacco	27	13	187	4/22	0	43	1	55.6
Total	27	13	187	4/22	0	43	1	55.6

RECEIVING	REC	YDS	AVG	LG	TD
A. Boldin	4	82	20.5	43	0
T. Smith	3	38	12.7	26	0
D. Pitta	3	22	7.3	11	0
V. Leach	1	18	18.0	18	0
R. Rice	1	16	16.0	16	0
E. Dickson	1	11	11.0	11	0
Total	13	187	14.4	43	0

INTERCEPTIONS	NO	YDS	AVG	LG	TD
L. Webb	1	8	8.0	8	0
C. Williams	1	1	1.0	1	0
Total	2	9	4.5	8	0

SACKS

None

CHIEFS

RUSHING	ATT	YDS	AVG	LG	TD
J. Charles	31	140	4.5	25	0
S. Draughn	12	40	3.3	10	0
C. Gray	4	20	5.0	11	0
M. Cassel	4	14	3.5	12	0
Total	51	214	4.3	25	0

PASSING	ATT	CMP	YDS	SK/YD	TD	LG	IN	RT
M. Cassel	15	9	92	0/0	0	26	2	38.1
B. Quinn	2	2	32	0/0	0	20	0	111.1
Total	17	11	124	0/0	0	26	2	46.8

RECEIVING	REC	YDS	AVG	LG	TD
D. Bowe	6	60	10.0	20	0
J. Charles	2	21	7.0	16	0
J. Baldwin	1	26	26.0	26	0
C. Gray	1	12	12.0	12	0
S. Draughn	1	5	5.0	5	0
T. Moeaki	0	0	0.0	0	0
Total	11	124	10.3	26	0

INTERCEPTIONS	NO	YDS	AVG	LG	TD
B. Flowers	1	29	29.0	29	0
Total	1	29	29.0	29	0

SACKS

J. Houston 2-13; T. Hali 2-9



GAME 6: RAVENS 31, COWBOYS 29

Baltimore (5-1) · Dallas (2-3)

Sunday, October 14, 2012 · 1:02 PM ET · M&T Bank Stadium · Baltimore
Weather: 69°, Partly Cloudy, Wind SW 11 mph · Attendance: 71,384 · Time: 3:17



In a game that was not decided until Dallas K Dan Bailey missed a 51-yard FG attempt with 2 seconds left in the game, the Ravens stopped the visiting Cowboys, 31-29. It was the Ravens' 14th-consecutive regular season victory at home. After building a 24-13, third-quarter lead on WR Jacoby Jones' NFL-record-tying 108-yard kickoff return, the Cowboys came back to within 1 point (24-23) on QB Tony Romo's 7-yard TD to WR Dez Bryant and Bailey's 34-yard FG. The Ravens responded with a 10-play, 73-yard TD drive that finished with RB Ray Rice's 1-yard score, giving Baltimore a 31-23 lead with 4:41 left in the game. Dallas then responded with its own long drive (18 plays, 80 yards) that ended with a Romo-to-Bryant 4-yard TD pass, which made the score 31-29 with 32 seconds left in the fourth quarter. The Cowboys' 2-point attempt failed, but Dallas recovered the ensuing onside kick at its own 46-yard line. A pass interference call on CB Chykie Brown put the Cowboys in position to try the 51-yarder. The Ravens took a 17-10, first-half lead on a 38-yard K Justin Tucker FG, a 1-yard Rice TD run and a 19-yard QB Joe Flacco TD dart to WR Torrey Smith. Flacco completed 17 of 26 passes for 234 yards and a 106.9 QB rating, while Romo was 25-of-36 for 261 yards and 2 TDs (97.1). Impressively, Dallas held the ball 40:03 of the game, rushing for 227 yards, the most ever against a Ravens' defense. RB DeMarco Murray rushed 14 times for 93 yards, and RB Felix Jones added 92 yards on 18 tries. Bryant caught 13 for 95 yards, while WR Anquan Boldin led the Ravens with 5 receptions for 98 yards.

DALLAS COWBOYS

OFFENSE

WR	88	D. Bryant
LT	77	T. Smith
LG	71	N. Livings
C	67	P. Costa
RG	73	M. Bernadeau
RT	68	D. Free
TE	82	J. Witten
WR	19	M. Austin
QB	9	T. Romo
FB	47	L. Vickers
RB	29	D. Murray

DEFENSE

DT	99	K. Coleman
NT	90	J. Ratliff
DT	97	J. Hatcher
SLB	57	V. Butler
MLB	54	B. Carter
WLB	50	S. Lee
JLB	94	D. Ware
LCB	39	B. Carr
RCB	24	M. Claiborne
FS	43	G. Sensabaugh
SS	40	D. McCray

BALTIMORE RAVENS

OFFENSE

WR	82	T. Smith
WR	81	A. Boldin
LT	74	M. Oher
LG	63	B. Williams
C	77	M. Birk
RG	73	M. Yanda
RT	72	K. Osemele
TE	84	E. Dickson
FB	44	V. Leach
QB	5	J. Flacco
RB	27	R. Rice

DEFENSE

DT	92	H. Ngata
NT	96	M. Kemoeatu
DE	90	P. McPhee
RUSH	91	C. Upshaw
WILL	53	J. McClain
MIKE	52	R. Lewis
SAM	50	A. McClellan
LCB	21	L. Webb
SS	31	B. Pollard
FS	20	E. Reed
RCB	29	C. Williams

GAME SUMMARY

	1	2	3	4	OT	TOTAL	FIELD GOALS (MADE) & MISSED
DALLAS	7	3	10	9	-	29	D. Bailey (42, 43, 34) 51 WL
BALTIMORE	3	14	7	7	-	31	J. Tucker (38)

TEAM	QTR	TIME	PLAY DESCRIPTION (extra point)	DRIVE	SCORE
Ravens	1	7:50	J. Tucker 38 yd. Field Goal	14-60, 7:10	0-3
Cowboys	1	3:18	F. Jones 22 yd. run (D. Bailey kick)	8-80, 4:32	7-3
Cowboys	2	11:29	D. Bailey 42 yd. Field Goal	12-56, 6:02	10-3
Ravens	2	7:29	R. Rice 1 yd. run (J. Tucker kick)	8-80, 4:00	10-10
Ravens	2	0:41	T. Smith 19 yd. pass from J.Flacco (J. Tucker kick)	8-80, 1:34	10-17
Cowboys	3	11:37	D. Bailey 43 yd. Field Goal	7-55, 3:23	13-17
Ravens	3	11:24	J. Jones 108 yd. kickoff return (J. Tucker kick)	0-0, 0:13	13-24
Cowboys	3	3:19	D. Bryant 7 yd. pass from T.Romo (D. Bailey kick)	14-80, 8:05	20-24
Cowboys	4	8:22	D. Bailey 34 yd. Field Goal	8-21, 5:07	23-24
Ravens	4	4:41	R. Rice 1 yd. run (J. Tucker kick)	10-73, 3:41	23-31
Cowboys	4	0:32	D. Bryant 4 yd. pass from T. Romo (pass failed)	18-80, 4:09	29-31

OFFICIALS – Referee: Mike Carey (94), Umpire: Chad Brown (31), Head Linesman: Mark Baltz (26), Line Judge: Tim Podraza (47), Side Judge: Doug Rosenbaum (67), Field Judge: Mike Weir (50), Back Judge: Kirk Dornan (6)

TEAM STATISTICS

	COWBOYS	RAVENS
First Downs	30 (12-15-3)	19 (8-10-1)
Third Downs	8-15 (53%)	6-10 (60%)
Fourth Downs	2-2 (100%)	0-0 (0%)
Total Net Yards	481	316
Plays – Average	79-6.1	49-6.4
Net Yds Rushing	227	86
Rushes – Average	42-5.4	22-3.9
Net Yards Passing	254	230
Att. – Yds Lost – Gross Pass.	1-7-261	1-4-234
Passes Att. – Comp. – INT	36-25-1	26-17-0
Red Zone	3-5 (60%)	3-4 (75%)
Goal-to-Go	2-3 (67%)	2-2 (100%)
Punts – Avg.	1-32.0	3-45.0
Penalties – Yards	13-82	10-76
Fumbles – Lost	0-0	0-0
Time of Possession	40:03	19:57

INDIVIDUAL STATISTICS

COWBOYS											RAVENS										
RUSHING											RUSHING										
	ATT	YDS	AVG	LG	TD		ATT	YDS	AVG	LG	TD										
D. Murray	14	93	6.6	28	0	R. Rice	16	63	3.9	12	2										
F. Jones	18	92	5.1	22	1	B. Pierce	4	21	5.3	16	0										
P. Tanner	9	31	3.4	9	0	J. Flacco	2	2	1.0	3	0										
L. Dunbar	1	11	11.0	11	0																
Total	42	227	5.4	28	1	Total	22	86	3.9	16	2										
PASSING											PASSING										
	ATT	CMP	YDS	SK/YD	TD	LG	IN	RT		ATT	CMP	YDS	SK/YD	TD	LG	IN	RT				
T. Romo	36	25	261	1/7	2	35	1	97.1	J. Flacco	26	17	234	1/4	1	43	0	106.9				
Total	36	25	261	1/7	2	35	1	97.1	Total	26	17	234	1/4	1	43	0	106.9				
RECEIVING											RECEIVING										
	REC	YDS	AVG	LG	TD		REC	YDS	AVG	LG	TD										
D. Bryant	13	95	7.3	18	2	A. Boldin	5	98	19.6	31	0										
J. Witten	6	88	14.7	35	0	D. Pitta	4	33	8.3	9	0										
M. Austin	2	31	15.5	19	0	T. Smith	2	24	12.0	19	1										
J. Phillips	1	19	19.0	19	0	J. Jones	2	15	7.5	10	0										
F. Jones	1	13	13.0	13	0	R. Rice	1	43	43.0	43	0										
L. Vickers	1	11	11.0	11	0	E. Dickson	1	8	8.0	8	0										
D. Murray	1	4	4.0	4	0	V. Leach	1	7	7.0	7	0										
						B. Pierce	1	6	6.0	6	0										
Total	25	261	10.4	35	2	Total	17	234	13.8	43	1										
INTERCEPTIONS											INTERCEPTIONS										
	NO	YDS	AVG	LG	TD		NO	YDS	AVG	LG	TD										
	0	0	0	0	0	C. Williams	1	0	0.0	0	0										
Total	0	0	0	0	0	Total	1	0	0.0	0	0										
SACKS											SACKS										
D. Ware	1-4	H. Ngata	1-7																		



GAME 7: TEXANS 43, RAVENS 13

Baltimore (5-2) • Houston (6-1)

Sunday, October 21, 2012 • 12:02 PM CT • Reliant Stadium • Houston
Weather: Retractable Roof Closed • Attendance: 71,708 • Time: 3:10



A banged up Ravens' team, playing its first game without recently-injured LB Ray Lewis and CB Lardarius Webb, lost at Houston, 43-13, in a battle that featured the AFC teams with the best records (5-1). Houston QB Matt Schaub threw 2 TD passes, and RB Arian Foster ran for 2 more, while the Texans' defense added a safety and a TD with 1 of 2 INTs against QB Joe Flacco. Baltimore started well, taking a 3-0 lead on K Justin Tucker's 51-yard FG. After forcing back-to-back "three-and-outs" on the Texans' first two possessions, Houston's defense scored when Flacco was tackled for a safety by LB Connor Barwin. Houston took advantage of the next possession, completing a TD drive when Schaub hit WR Kevin Walter with a 25-yard TD strike for a 9-3 lead. CB Johnathan Joseph then stole a Flacco pass and raced 52 yards for another TD to give the Texans a 16-3, second-quarter lead. The rout was on. By halftime, Houston led 29-3 after a Schaub-to-TE Owen Daniels TD and 2 K Shayne Graham FGs (33 and 29 yards). Showing the fight they kept all game, the Ravens came back with a TD in the third quarter when Flacco hit WR Tandon Toss on a 15-yard pass. Foster then added his 2 TD runs (1 and 2 yards) around another impressive Tucker FG (54 yards) to complete the scoring. Houston dominated in almost every category, outgaining the Ravens 420 to 176 yards and owning time of possession (38:16 to 21:44). Flacco completed 21 of 43 for 147 yards, and Schaub was 23-of-37 for 256 yards and a 100.7 rating. Houston rushed for 181 yards, with Foster gaining 98 on 19 carries. RB Ray Rice ran 9 times for 42 and was limited to 12 yards receiving on 5 catches. The game featured the first appearance of the season for OLB Terrell Suggs, who was the NFL's 2011 Defensive Player of the Year and had torn his Achilles in April. Suggs notched 4 tackles, 1 sack and 1 PD against the Texans.

BALTIMORE RAVENS

OFFENSE

WR	82	T. Smith
WR	81	A. Boldin
LT	74	M. Oher
LG	63	B. Williams
C	77	M. Birk
RG	73	M. Yanda
RT	72	K. Osemele
TE	84	E. Dickson
QB	5	J. Flacco
FB	44	V. Leach
RB	27	R. Rice

DEFENSE

DT	92	H. Ngata
NT	62	T. Cody
DE	97	A. Jones
RUSH	55	T. Suggs
WILL	59	D. Ellerbe
MIKE	53	J. McClain
SAM	50	A. McClellan
LCB	22	J. Smith
SS	31	B. Pollard
FS	20	E. Reed
RCB	29	C. Williams

HOUSTON TEXANS

OFFENSE

WR	80	A. Johnson
LT	76	D. Brown
LG	74	W. Smith
C	55	C. Myers
RG	60	B. Jones
RT	75	D. Newton
TE	81	O. Daniels
WR	83	K. Walter
QB	8	M. Schaub
TE	88	G. Graham
RB	23	A. Foster

DEFENSE

DE	99	J. Watt
NT	95	S. Cody
DE	94	A. Smith
SLB	58	B. Reed
ILB	52	T. Dobbins
ILB	53	B. James
WLB	98	C. Barwin
LCB	25	K. Jackson
RCB	24	J. Joseph
SS	38	D. Manning
FS	29	G. Quin

GAME SUMMARY

	1	2	3	4	OT	TOTAL	FIELD GOALS (MADE) & MISSED
BALTIMORE	3	0	7	3	-	13	J. Tucker (51,54)
HOUSTON	9	20	7	7	-	43	S. Graham (33, 29)

TEAM	QTR	TIME	PLAY DESCRIPTION (extra point)	DRIVE	SCORE
Ravens	1	10:57	J. Tucker 51 yd. Field Goal	8-45, 2:41	3-0
Texans	1	4:49	J. Flacco sacked in end zone by C. Barwin for a Safety		3-2
Texans	1	0:30	K. Walter 25 yd. pass from M. Schaub (S. Graham kick)	8-67, 4:19	3-9
Texans	2	14:51	J. Joseph 52 yd. interception return (S. Graham kick)		3-16
Texans	2	5:58	O. Daniels 1 yd. pass from M. Schaub (S. Graham kick)	6-58, 3:14	3-23
Texans	2	1:57	S. Graham 33 yd. Field Goal	8-40, 3:28	3-26
Texans	2	0:03	S. Graham 29 yd. Field Goal	12-58, 1:03	3-29
Ravens	3	10:36	T. Doss 15 yd. pass from J. Flacco (J. Tucker kick)	5-47, 1:20	10-29
Texans	3	2:56	A. Foster 1 yd. run (S. Graham kick)	12-80, 7:40	10-36
Ravens	4	12:23	J. Tucker 54 yd. Field Goal	14-39, 5:33	13-36
Texans	4	8:48	A. Foster 2 yd. run (S. Graham kick)	6-44, 3:35	13-43

OFFICIALS – Referee: Tony Corrente (99), Umpire: Fred Bryan (11), Head Linesman: John McGrath (5), Line Judge: Darryll Lewis (130), Side Judge: Allen Baynes (56), Field Judge: Gary Cavaletto (60), Back Judge: Gregory Wilson (119)

TEAM STATISTICS

	RAVENS	TEXANS
First Downs	12 (4-6-2)	27 (11-13-3)
Third Downs	4-15 (27%)	8-15 (53%)
Fourth Downs	0-1 (0%)	0-0 (0%)
Total Net Yards	176	420
Plays – Average	59-3.0	76-5.5
Net Yds Rushing	55	181
Rushes – Average	12-4.6	37-4.9
Net Yards Passing	121	239
Att. – Yds Lost – Gross Pass.	4-26-147	2-17-256
Passes Att. – Comp. – INT	43-21-2	37-23-0
Red Zone	1-2 (50%)	3-5 (60%)
Goal-to-Go	0-0 (0%)	3-3 (100%)
Punts – Avg.	5-50.6	5-48.0
Penalties – Yards	5-56	5-60
Fumbles – Lost	1-0	1-0
Time of Possession	21:44	38:16

INDIVIDUAL STATISTICS

RAVENS											TEXANS										
RUSHING	ATT	YDS	AVG	LG	TD	RUSHING	ATT	YDS	AVG	LG	TD										
R. Rice	9	42	4.7	17	0	A. Foster	19	98	5.2	16	2										
J. Flacco	2	7	3.5	5	0	B. Tate	10	47	4.7	10	0										
V. Leach	1	6	6.0	6	0	J. Forsett	6	32	5.3	11	0										
J. Casey	1	6	6.0	6	0																
M. Schaub	1	-2	-2.0	-2	0																
Total	12	55	4.6	17	0	Total	37	181	4.9	16	2										
PASSING	ATT	CMP	YDS	SK/YD	TD	LG	IN	RT	PASSING	ATT	CMP	YDS	SK/YD	TD	LG	IN	RT				
J. Flacco	43	21	147	4/26	1	15	2	45.4	M. Schaub	37	23	256	2/17	2	34	0	100.7				
Total	43	21	147	4/26	1	15	2	45.4	Total	37	23	256	2/17	2	34	0	100.7				
RECEIVING	REC	YDS	AVG	LG	TD	RECEIVING	REC	YDS	AVG	LG	TD										
D. Pitta	5	33	6.6	9	0	A. Johnson	9	86	9.6	14	0										
R. Rice	5	12	2.4	7	0	O. Daniels	7	59	8.4	19	1										
T. Smith	4	41	10.3	15	0	K. Walter	4	74	18.5	34	1										
A. Boldin	3	24	8.0	10	0	G. Graham	2	32	16.0	20	0										
J. Jones	2	17	8.5	9	0	A. Foster	1	5	5.0	5	0										
T. Doss	1	15	15.0	15	1																
E. Dickson	1	5	5.0	5	0																
Total	21	147	7.0	15	1	Total	23	256	11.1	34	2										
INTERCEPTIONS	NO	YDS	AVG	LG	TD	INTERCEPTIONS	NO	YDS	AVG	LG	TD										
	0	0	0	0	0	J. Joseph	1	52	52.0	52	1										
Total	0	0	0	0	0	G. Quin	1	0	0.0	0	0										
						Total	2	52	26.0	52	1										
SACKS	SACKS																				
C. Williams 1-9; T. Suggs 1-8	A. Smith 2-17; C. Barwin 1-7; W. Mercilus 1-2																				



GAME 8: RAVENS 25, BROWNS 15

Baltimore (6-2) · Cleveland (2-6)

Sunday, November 4, 2012 · 1:03 PM ET · Cleveland Browns Stadium · Cleveland
Weather: 39°, Cloudy, Wind NW 8 mph · Attendance: 65,449 · Time: 3:02



Starting fast and finishing strong, the Ravens stopped the Browns, 25-15, at Cleveland Browns Stadium. It was Baltimore's 10th-consecutive victory over the Browns and 11th-consecutive AFC North win. The Ravens jumped to a 14-0, first-quarter lead after rushing touchdowns by RB Ray Rice (8 yards) and RB Bernard Pierce (12 yards). The Browns then shut out Baltimore over the next two quarters, while Cleveland kicker Phil Dawson made 4 field goals (32, 28, 29 and 33.) Dawson then converted a 41-yard FG with 8:48 left in the game to give the Browns a 15-14 lead. The Ravens bounced right back with a nine-play, 81-yard TD drive that concluded when QB Joe Flacco hit WR Torrey Smith with a 19-yard score. The two-point conversion from Flacco to WR Anquan Boldin gave the Ravens a 22-15 lead with 4:26 left in the contest. Baltimore extended the lead to 10 with 2:49 remaining on a 43-yard K Justin Tucker FG. Flacco completed 15 of 24 for 153 yards and a 94.6 rating. Boldin caught 5 passes for 57 yards, including a key 21-yard catch during the fourth-quarter TD drive. Rice rushed for 98 yards on 25 carries. Browns rookie RB Trent Richardson gained 105 yards on 25 tries and caught 6 passes for 31 more. The Ravens' defense limited rookie QB Brandon Weeden to 176 passing yards on 20 of 37 completions. S Ed Reed and CB Cary Williams each intercepted Weeden. It marked Williams' team-high 4th INT of the season and the 60th of Reed's career.

BALTIMORE RAVENS

OFFENSE

WR	82	T. Smith
WR	81	A. Boldin
LT	74	M. Oher
LG	63	B. Williams
C	77	M. Birk
RG	73	M. Yanda
RT	72	K. Osemele
TE	84	E. Dickson
QB	5	J. Flacco
FB	44	V. Leach
RB	27	R. Rice

DEFENSE

DT	92	H. Ngata
NT	96	M. Kemoeatu
DE	97	A. Jones
RUSH	55	T. Suggs
WILL	59	D. Ellerbe
MIKE	53	J. McClain
SAM	99	P. Kruger
LCB	22	J. Smith
SS	31	B. Pollard
FS	20	E. Reed
RCB	29	C. Williams

CLEVELAND BROWNS

OFFENSE

WR	15	G. Little
LT	73	J. Thomas
LG	77	J. Greco
C	55	A. Mack
RG	66	S. Lauvao
RT	72	M. Schwartz
TE	82	B. Watson
WR	13	J. Gordon
QB	3	B. Weeden
WR	11	M. Massaquoi
RB	33	T. Richardson

DEFENSE

LE	97	J. Sheard
DT	98	P. Taylor
DT	90	B. Winn
RE	92	F. Rucker
SLB	50	J. Johnson
MLB	52	D. Jackson
WLB	56	K. Maiava
LCB	23	J. Haden
FS	28	U. Young
SS	43	T. Ward
RCB	24	S. Brown

GAME SUMMARY

	1	2	3	4	OT	TOTAL	FIELD GOALS (MADE) & MISSED
BALTIMORE	14	0	0	11	-	25	J. Tucker (43)
CLEVELAND	0	9	3	3	-	15	P. Dawson (32, 28, 29, 33, 41)

TEAM	QTR	TIME	PLAY DESCRIPTION (extra point)	DRIVE	SCORE
Ravens	1	8:32	R. Rice 8 yd. run (J. Tucker kick)	10-70, 5:25	7-0
Ravens	1	0:01	B. Pierce 12 yd. run (J. Tucker kick)	12-66, 6:52	14-0
Browns	2	9:19	P. Dawson 32 yd. Field Goal	12-66, 5:42	14-3
Browns	2	1:47	P. Dawson 28 yd. Field Goal	10-76, 4:05	14-6
Browns	2	0:03	P. Dawson 29 yd. Field Goal	7-50, 1:00	14-9
Browns	3	2:39	P. Dawson 33 yd. Field Goal	10-41, 5:30	14-12
Browns	4	8:48	P. Dawson 41 yd. Field Goal	9-34, 4:32	14-15
Ravens	4	4:26	T. Smith 19 yd. pass from J. Flacco (J. Flacco-A. Boldin pass)	9-81, 4:22	22-15
Ravens	4	2:49	J. Tucker 43 yd. Field Goal	4-4, 1:01	25-15

OFFICIALS – Referee: Jeff Triplette (42), Umpire: Jeff Rice (44), Head Linesman: Phil McKinnely (110), Line Judge: Jeff Bergman (32), Side Judge: David Wyant (16), Field Judge: Barry Anderson (20), Back Judge: Steve Freeman (133)

TEAM STATISTICS

	RAVENS	BROWNS
First Downs	18 (8-9-1)	17 (4-10-3)
Third Downs	5-14 (36%)	5-16 (31%)
Fourth Downs	1-1 (100%)	0-1 (0%)
Total Net Yards	282	290
Plays – Average	62-4.5	65-4.5
Net Yds Rushing	137	116
Rushes – Average	37-3.7	27-4.3
Net Yards Passing	145	174
Att. – Yds Lost – Gross Pass.	1-8-153	1-2-176
Passes Att. – Comp. – INT	24-15-0	37-20-2
Red Zone	3-3 (100%)	0-5 (0%)
Goal-to-Go	1-1 (100%)	0-0 (0%)
Punts – Avg.	7-44.7	4-42.5
Penalties – Yards	9-82	4-31
Fumbles – Lost	0-0	1-0
Time of Possession	31:32	28:28

INDIVIDUAL STATISTICS

RAVENS

RUSHING	ATT	YDS	AVG	LG	TD
R. Rice	25	98	3.9	11	1
B. Pierce	7	26	3.7	12	1
V. Leach	2	8	4.0	5	0
T. Taylor	1	4	4.0	4	0
J. Flacco	2	1	0.5	2	0
Total	37	137	3.7	12	2

PASSING	ATT	CMP	YDS	SK/YD	TD	LG	IN	RT
J. Flacco	24	15	153	1/8	1	27	0	94.6
Total	24	15	153	1/8	1	27	0	94.6

RECEIVING	REC	YDS	AVG	LG	TD
A. Boldin	5	57	11.4	21	0
T. Smith	4	46	11.5	26	1
D. Pitta	2	33	16.5	27	0
E. Dickson	2	11	5.5	8	0
R. Rice	2	6	3.0	4	0
J. Jones	0	0	0.0	0	0
Total	15	153	10.2	27	1

INTERCEPTIONS	NO	YDS	AVG	LG	TD
C. Williams	1	26	26.0	26	0
E. Reed	1	1	1.0	1	0
Total	2	27	13.5	26	0

SACKS	NO	YDS
D. Ellerbe	1-2	

BROWNS

RUSHING	ATT	YDS	AVG	LG	TD
T. Richardson	25	105	4.2	19	0
B. Weeden	2	11	5.5	6	0
Total	27	116	4.3	19	0

PASSING	ATT	CMP	YDS	SK/YD	TD	LG	IN	RT
B. Weeden	37	20	176	1/2	0	26	2	44.4
Total	37	20	176	1/2	0	26	2	44.4

RECEIVING	REC	YDS	AVG	LG	TD
T. Richardson	6	31	5.2	9	0
G. Little	5	52	10.4	23	0
A. Smith	3	8	2.7	4	0
J. Gordon	2	38	19.0	26	0
B. Watson	2	22	11.0	11	0
T. Benjamin	1	19	19.0	19	0
M. Massaquoi	1	6	6.0	6	0
Total	20	176	8.8	26	0

INTERCEPTIONS	NO	YDS	AVG	LG	TD
Total	0	0	0	0	0

SACKS	NO	YDS
J. Sheard	1-4	




GAME 9: RAVENS 55, RAIDERS 20

Baltimore (7-2) • Oakland (3-6)

Sunday, November 11, 2012 • 1:02 PM ET • M&T Bank Stadium • Baltimore

Weather: 61°, Sunny, Wind SSE 6 mph • Attendance: 71,339 • Time: 3:06



Scoring the most points in franchise history, the Ravens topped the visiting Raiders, 55-20, at M&T Bank Stadium. QB Joe Flacco threw 3 TD passes and ran for a fourth, while Baltimore's special teams provided 2 TDs. The Ravens took a 10-0, first-quarter lead on a 48-yard K Justin Tucker field goal and Flacco's 1-yard TD dive. After an Oakland FG (K Sebastian Janikowski, 32 yards), the Ravens extended the lead to 20-3 on a Flacco-to-TE Dennis Pitta 5-yard TD toss and another Tucker FG (34 yards). Oakland fought back, cutting the lead to 10 (20-10) on a QB Carson Palmer-to-WR Darrius Heyward-Bey 55-yard TD throw with 1:37 left in the second quarter. But, the Ravens roared back with a quick 7-play, 80-yard TD drive that ended with a 7-yard RB Ray Rice score that gave the home team a 27-10 halftime lead. The Ravens scored again on the opening series of the second half when WR Torrey Smith grabbed a 47-yard TD strike from Flacco to make the score 34-10. After the Raiders scored on a Palmer-to-WR Denarius Moore 30-yard pass, Flacco hit Smith again with a TD throw (20 yards). After P Sam Koch scored from 7 yards on a fake FG, the Ravens enjoyed a 48-17, third-quarter advantage. Janikowski added a 47-yard FG, and Baltimore's WR/RS Jacoby Jones returned a kickoff 105 yards for the game's final tally. Flacco completed 21 of 33 for 341 yards with 3 TDs and 1 INT for a 115.8 QB rating. Palmer, who was sacked 3 times and had 6 passes tipped near or at the line of scrimmage, was 29-of-45 for 368 yards (95.4 rating). OLB Paul Kruger intercepted Palmer and sacked him twice.

OAKLAND RAIDERS

OFFENSE

WR	17	D. Moore
LT	68	J. Veldheer
LG	66	C. Carlisle
C	61	S. Wisniewski
RG	65	M. Brisiel
RT	79	W. Smith
TE	83	B. Myers
WR	85	D. Heyward-Bey
QB	3	C. Palmer
RB	45	M. Reece
FB	44	O. Schmitt

DEFENSE

LE	99	L. Houston
DT	90	D. Bryant
NT	93	T. Kelly
RE	77	M. Shaughnessy
WLB	56	M. Burris
MLB	55	R. McClain
SLB	52	P. Wheeler
RCB	21	R. Bartell
FS	27	M. Giordano
SS	33	T. Branch
LCB	24	M. Huff

BALTIMORE RAVENS

OFFENSE

WR	82	T. Smith
WR	81	A. Boldin
LT	74	M. Oher
LG	63	B. Williams
C	77	M. Birk
RG	73	M. Yanda
RT	72	K. Osemele
TE	84	E. Dickson
QB	5	J. Flacco
FB	44	V. Leach
RB	27	R. Rice

DEFENSE

DT	93	D. Tyson
NT	96	M. Kemoeatu
DE	97	A. Jones
RUSH	55	T. Suggs
WILL	59	D. Ellerbe
MIKE	53	J. McClain
SAM	50	A. McClellan
LCB	24	C. Graham
SS	31	B. Pollard
FS	20	E. Reed
RCB	29	C. Williams

GAME SUMMARY

	1	2	3	4	OT	TOTAL	FIELD GOALS (MADE) & MISSED
OAKLAND	0	10	7	3	-	20	S. Janikowski (32, 47)
BALTIMORE	10	17	21	7	-	55	J. Tucker (48, 34)

TEAM	QTR	TIME	PLAY DESCRIPTION (extra point)	DRIVE	SCORE
Ravens	1	8:49	J. Tucker 48 yd. Field Goal	7-22, 3:04	3-0
Ravens	1	3:15	J. Flacco 1 yd. run (J. Tucker kick)	8-63, 3:56	10-0
Raiders	2	10:02	S. Janikowski 32 yd. Field Goal	6-16, 2:25	10-3
Ravens	2	7:49	D. Pitta 5 yd. pass from J. Flacco (J. Tucker kick)	6-80, 2:13	17-3
Ravens	2	3:16	J. Tucker 34 yd. Field Goal	6-16, 2:52	20-3
Raiders	2	1:37	D. Heyward-Bey 55 yd. pass from C. Palmer (S. Janikowski kick)	7-80, 1:39	20-10
Ravens	2	0:24	R. Rice 7 yd. run (J. Tucker kick)	7-80, 1:13	27-10
Ravens	3	13:42	T. Smith 47 yd. pass from J. Flacco (J. Tucker kick)	3-70, 1:18	34-10
Raiders	3	10:31	D. Moore 30 yd. pass from C. Palmer (S. Janikowski)	7-80, 3:11	34-17
Ravens	3	9:20	T. Smith 20 yd. pass from J. Flacco (J. Tucker kick)	1-20, 0:07	41-17
Ravens	3	5:40	S. Koch 7 yd. run (J. Tucker kick)	9-74, 3:04	48-17
Raiders	4	12:47	S. Janikowski 47 yd. Field Goal	10-61, 4:46	48-20
Ravens	4	12:34	J. Jones 105 yd. kickoff return (J. Tucker kick)	0-0, 0:13	55-20

OFFICIALS – Referee: Ron Winter (14), Umpire: Carl Paganelli (124), Head Linesman: Jim Howey (37), Line Judge: Gary Arthur (108), Side Judge: Tom Hill (97), Field Judge: Scott Steenson (88), Back Judge: Greg Steed (83)

TEAM STATISTICS

	RAIDERS	RAVENS
First Downs	19 (4-15-0)	22 (4-15-3)
Third Downs	8-18 (44%)	5-12 (42%)
Fourth Downs	0-2 (0%)	1-1 (100%)
Total Net Yards	422	419
Plays – Average	73-5.8	62-6.8
Net Yds Rushing	72	78
Rushes – Average	24-3.0	28-2.8
Net Yards Passing	350	341
Att. – Yds Lost – Gross Pass.	3-18-368	0-0-341
Passes Att. – Comp. – INT	46-29-1	34-21-1
Red Zone	0-3 (0%)	4-5 (80%)
Goal-to-Go	0-1 (0%)	3-3 (100%)
Punts – Avg.	5-54.8	4-52.5
Penalties – Yards	10-105	4-41
Fumbles – Lost	2-2	0-0
Time of Possession	33:22	26:38

INDIVIDUAL STATISTICS

RAIDERS

RUSHING	ATT	YDS	AVG	LG	TD
M. Reece	13	48	3.7	9	0
J. Stewart	7	22	3.1	6	0
T. Jones	2	6	3.0	3	0
C. Palmer	1	0	0.0	0	0
D. Heyward-Bey	1	-4	-4.0	-4	0
Total	24	72	3.0	9	0

PASSING	ATT	CMP	YDS	SK/YD	TD	LG	IN	RT
C. Palmer	45	29	368	3/18	2	55	1	95.4
M. Leinart	1	0	0	0/0	0	0	0	39.6
Total	46	29	368	3/18	2	55	1	93.4

RECEIVING	REC	YDS	AVG	LG	TD
M. Reece	7	56	8.0	24	0
D. Heyward-Bey	5	82	16.4	55	1
B. Myers	5	57	11.4	21	0
D. Moore	4	90	22.5	38	1
J. Criner	2	26	13.0	13	0
D. Hagan	2	24	12.0	14	0
D. Ausberry	2	15	7.5	20	0
R. Streater	1	11	11.0	11	0
T. Jones	1	7	7.0	7	0
Total	29	368	12.7	55	2

INTERCEPTIONS	NO	YDS	AVG	LG	TD
M. Huff	1	0	0.0	0	0
Total	1	0	0.0	0	0

SACKS

None

RAVENS

RUSHING	ATT	YDS	AVG	LG	TD
R. Rice	13	35	2.7	7	1
B. Pierce	10	23	2.3	12	0
S. Koch	1	7	7.0	7	1
V. Leach	2	6	3.0	4	0
J. Jones	1	6	6.0	6	0
J. Flacco	1	1	1.0	1	1
Total	28	78	2.8	12	3

PASSING	ATT	CMP	YDS	SK/YD	TD	LG	IN	RT
J. Flacco	33	21	341	0/0	3	47	1	115.8
T. Taylor	1	0	0	0/0	0	0	0	39.6
Total	34	21	341	0/0	3	47	1	112.5

RECEIVING	REC	YDS	AVG	LG	TD
D. Pitta	5	67	13.4	26	1
A. Boldin	4	38	9.5	19	0
R. Rice	4	33	8.3	17	0
T. Smith	2	67	33.5	47	2
E. Dickson	2	59	29.5	40	0
J. Jones	2	54	27.0	47	0
T. Doss	1	26	26.0	26	0
V. Leach	1	-3	-3.0	-3	0
Total	21	341	16.2	47	3

INTERCEPTIONS	NO	YDS	AVG	LG	TD
P. Kruger	1	0	0.0	0	0
Total	1	0	0.0	0	0

SACKS

P. Kruger 2-11; B. Pollard 1-7



GAME 10: RAVENS 13, STEELERS 10

Baltimore (8-2) • Pittsburgh (6-4)

Sunday, November 18, 2012 • 8:30 PM ET • Heinz Field • Pittsburgh
Weather: 46°, Clear, Wind E 5 mph • Attendance: 63,446 • Time: 3:06



In a battle typical of the games played between Baltimore and Pittsburgh, the Ravens beat the Steelers, 13-10, at Heinz Field. It was the sixth time in the last seven regular season games played between the Ravens and Steelers that the game was decided by three points. It was Baltimore's third-straight regular season victory at Heinz and 12th-consecutive win in the AFC North. (That streak ties Indianapolis for the most division wins in a row since realignment in 2002.) While the Ravens held the Steelers without a touchdown in the final 59 minutes and 17 seconds of the game, Pittsburgh's lone TD was scored in the first minute of the contest. QB Byron Leftwich, playing for the injured Ben Roethlisberger, raced 31 yards for a touchdown just 43 seconds into the game. Baltimore bounced back to take a 10-7, first-quarter lead on K Justin Tucker's 26-yard field goal and WR Jacoby Jones' spectacular 63-yard punt return. The Ravens bumped the lead to 13-7 in the third quarter on Tucker's 39-yard FG into the open end of Heinz. Later in the period, Steelers K Shaun Suisham provided the final points of the game with a 22-yard FG. Both teams struggled on third downs with Baltimore converting just 3-of-14, while Pittsburgh was 5-of-17. The Steelers out gained the Ravens 311 to 200 yards. QB Joe Flacco completed 20 of 32 passes for 164 yards, including 8 for 79 to WR Anquan Boldin. Leftwich was 18-of-39 for 201 and was intercepted once by CB Corey Graham. The Ravens did not turn the ball over, while taking it away from the Steelers three times, scoring both of their FGs after the take-aways.

BALTIMORE RAVENS

OFFENSE

WR	82	T. Smith
WR	81	A. Boldin
LT	74	M. Oher
LG	76	J. Reid
C	77	M. Birk
RG	73	M. Yanda
RT	72	K. Osemele
TE	84	E. Dickson
QB	5	J. Flacco
FB	44	V. Leach
RB	27	R. Rice

DEFENSE

DT	92	H. Ngata
NT	96	M. Kemoeatu
DE	97	A. Jones
RUSH	55	T. Suggs
WILL	59	D. Ellerbe
MIKE	53	J. McClain
SAM	50	A. McClellan
LCB	24	C. Graham
SS	31	B. Pollard
FS	20	E. Reed
RCB	29	C. Williams

PITTSBURGH STEELERS

OFFENSE

WR	17	M. Wallace
LT	78	M. Starks
LG	74	W. Colon
C	53	M. Pouncey
RG	73	R. Foster
RT	76	M. Adams
TE	83	H. Miller
WR	88	E. Sanders
FB	46	W. Johnson
RB	34	R. Mendenhall
QB	4	B. Leftwich

DEFENSE

DE	96	E. Hood
NT	98	C. Hampton
DE	99	B. Keisel
LOLB	56	L. Woodley
LILB	50	L. Foote
RILB	94	L. Timmons
ROLB	92	J. Harrison
LCB	23	K. Lewis
RCB	24	I. Taylor
SS	26	W. Allen
FS	25	R. Clark

GAME SUMMARY

	1	2	3	4	OT	TOTAL	FIELD GOALS (MADE) & MISSED
BALTIMORE	10	0	3	0	-	13	J. Tucker (26) 41WR (39)
PITTSBURGH	7	0	3	0	-	10	S. Suisham (22)

TEAM	QTR	TIME	PLAY DESCRIPTION (extra point)	DRIVE	SCORE
Steelers	1	14:17	B. Leftwich 31 yd. run (S. Suisham kick)	2-80, 0:43	0-7
Ravens	1	8:22	J. Tucker 26 yd. Field Goal	4-4, 2:09	3-7
Ravens	1	3:16	J. Jones 63 yd. punt return (J. Tucker kick)		10-7
Ravens	3	6:49	J. Tucker 39 yd. Field Goal	8-41, 2:38	13-7
Steelers	3	0:34	S. Suisham 22 yd. Field Goal	12-80, 6:15	13-10

OFFICIALS – Referee: Walt Anderson (66), Umpire: Butch Hannah (40), Head Linesman: Steve Stelljes (22), Line Judge: Byron Boston (18), Side Judge: Michael Banks (72), Field Judge: David Meslow (118), Back Judge: Billy Smith (2)

TEAM STATISTICS

	RAVENS	STEELERS
First Downs	12 (4-7-1)	17 (5-10-2)
Third Downs	3-14 (21%)	5-17 (29%)
Fourth Downs	0-0 (0%)	0-1 (0%)
Total Net Yards	200	311
Plays – Average	57-3.5	69-4.5
Net Yds Rushing	47	134
Rushes – Average	23-2.0	27-5.0
Net Yards Passing	153	177
Att. – Yds Lost – Gross Pass.	2-11-164	3-24-201
Passes Att. – Comp. – INT	32-20-0	39-18-1
Red Zone	0-2 (0%)	0-1 (0%)
Goal-to-Go	0-0 (0%)	0-0 (0%)
Punts – Avg.	8-46.5	8-44.6
Penalties – Yards	4-68	6-43
Fumbles – Lost	2-0	3-2
Time of Possession	27:09	32:51

INDIVIDUAL STATISTICS

RAVENS

RUSHING	ATT	YDS	AVG	LG	TD
R. Rice	20	40	2.0	8	0
B. Pierce	2	8	4.0	4	0
J. Flacco	1	-1	-1.0	-1	0
Total	23	47	2.0	8	0

PASSING	ATT	CMP	YDS	SK/YD	TD	LG	IN	RT
J. Flacco	32	20	164	2/11	0	31	0	75.5
Total	32	20	164	2/11	0	31	0	75.5

RECEIVING	REC	YDS	AVG	LG	TD
A. Boldin	8	79	9.9	23	0
R. Rice	5	53	10.6	31	0
E. Dickson	2	8	4.0	6	0
J. Jones	2	1	0.5	4	0
B. Pierce	1	11	11.0	11	0
T. Smith	1	7	7.0	7	0
D. Pitta	1	5	5.0	5	0
Total	20	164	8.2	31	0

INTERCEPTIONS	NO	YDS	AVG	LG	TD
C. Graham	1	20	20.0	20	0
Total	1	20	20.0	20	0

SACKS
H. Ngata 1-10; P. Kruger 1-7; J. Ihedigbo 1-7

STEELERS

RUSHING	ATT	YDS	AVG	LG	TD
J. Dwyer	12	55	4.6	11	0
R. Mendenhall	11	33	3.0	5	0
B. Leftwich	1	31	31.0	31	1
D. Gilreath	1	7	7.0	7	0
I. Redman	1	5	5.0	5	0
B. Batch	1	3	3.0	3	0
Total	27	134	5.0	31	1

PASSING	ATT	CMP	YDS	SK/YD	TD	LG	IN	RT
B. Leftwich	39	18	201	3/24	0	37	1	51.3
Total	39	18	201	3/24	0	37	1	51.3

RECEIVING	REC	YDS	AVG	LG	TD
M. Wallace	4	26	6.5	15	0
E. Sanders	3	82	27.3	37	0
J. Dwyer	3	26	8.7	15	0
R. Mendenhall	3	17	5.7	12	0
J. Cotchery	2	22	11.0	11	0
H. Miller	2	22	11.0	16	0
D. Paulson	1	6	6.0	6	0
Total	18	201	11.2	37	0

INTERCEPTIONS	NO	YDS	AVG	LG	TD
Total	0	0	0	0	0

SACKS
L. Woodley 1-8; J. Harrison 1-3



GAME 11: RAVENS 16, CHARGERS 13 (OT)

Baltimore (9-2) · San Diego (4-7)

Sunday, November 25, 2012 · 1:05 PM PT · Qualcomm Stadium · San Diego
Weather: 59°, Partly Cloudy, Wind SSW 1 mph · Attendance: 57,882 · Time: 3:49



Rookie K Justin Tucker kicked a 38-yard field goal with no time left in regulation to tie the Chargers at 13-13, and he then kicked another 38-yarder with 1:07 left in overtime to give Baltimore a 16-13 victory over San Diego at Qualcomm Stadium. The Chargers took a 13-3 lead on K Nick Novak's 30-yard FG with 7:39 left in the fourth quarter. Ravens QB Joe Flacco then directed a 9-play, 80-yard drive that ended with a 4-yard TD toss to TE Dennis Pitta with 4:19 left in regulation to make the score 13-10. After the Baltimore defense limited the Chargers to a three-and-out, the Ravens had the ball on their own 40 following a 23-yard punt return by WR/RS Jacoby Jones. Four plays later, the Ravens faced fourth-and-29 on their own 37 when the play of the game was made. Flacco threw a short pass to RB Ray Rice, who scampered the needed 29 yards to San Diego's 34-yard line for the first down. Four plays later, Tucker tied the game as the fourth quarter ended. The Chargers had the ball twice in the overtime, the second resulting in a three-and-out before Flacco led the winning 12-play, 69-yard drive. After a scoreless first quarter, the Chargers took a 10-0 halftime lead on QB Philip Rivers' 21-yard strike to WR Malcom Floyd and a 47-yard Novak FG. The only score in the third period came from a Tucker 43-yard FG to make the deficit 10-3 entering the fourth quarter. Flacco finished with 30 completions on 51 attempts for 355 yards. Rice caught 8 passes for 67 yards, while WR Torrey Smith grabbed 7 for a contest-high 144 yards, including a key 31-yarder on the game's final series. Rice added 97 rushing yards (22 carries). Rivers completed 23 of 36 for 228 yards and was sacked 6 times, twice by DE Arthur Jones, who posted 5 total tackles.

BALTIMORE RAVENS

OFFENSE

WR	82	T. Smith
WR	81	A. Boldin
LT	74	M. Oher
LG	76	J. Reid
C	77	M. Birk
RG	73	M. Yanda
RT	72	K. Osemele
TE	84	E. Dickson
QB	5	J. Flacco
FB	44	V. Leach
RB	27	R. Rice

DEFENSE

DT	92	H. Ngata
NT	96	M. Kemoeatu
OLB	91	C. Upshaw
RUSH	55	T. Suggs
WILL	59	D. Ellerbe
MIKE	53	J. McClain
SAM	50	A. McClellan
LCB	24	C. Graham
SS	31	B. Pollard
FS	20	E. Reed
RCB	29	C. Williams

SAN DIEGO CHARGERS

OFFENSE

WR	80	M. Floyd
LT	79	M. Harris
LG	67	R. Hadnot
C	61	N. Hardwick
RG	65	L. Vasquez
RT	66	J. Clary
TE	85	A. Gates
TE	89	L. Green
WR	84	D. Alexander
QB	17	P. Rivers
RB	24	R. Mathews

DEFENSE

RE	94	C. Liuget
DT	93	C. Thomas
LE	92	V. Martin
OLB	95	S. Phillips
ILB	51	T. Spikes
ILB	56	D. Butler
OLB	96	J. Johnson
RCB	20	A. Cason
LCB	23	Q. Jammer
SS	26	A. Bigby
FS	32	E. Weddle

GAME SUMMARY

	1	2	3	4	OT	TOTAL	FIELD GOALS (MADE) & MISSED
BALTIMORE	0	0	3	10	3	16	J. Tucker (43, 38, 38)
SAN DIEGO	0	10	0	3	-	13	N. Novak (47, 30)

TEAM	QTR	TIME	PLAY DESCRIPTION (extra point)	DRIVE	SCORE
Chargers	2	9:43	M. Floyd 21 yd. pass from P. Rivers (N. Novak kick)	9-78, 4:02	0-7
Chargers	2	3:04	N. Novak 47 yd. Field Goal	11-53, 4:52	0-10
Ravens	3	12:19	J. Tucker 43 yd. Field Goal	7-59, 2:41	3-10
Chargers	4	7:51	N. Novak 30 yd. Field Goal	13-72, 7:39	3-13
Ravens	4	4:19	D. Pitta 4 yd. pass from J. Flacco (J. Tucker kick)	9-80, 3:32	10-13
Ravens	4	0:00	J. Tucker 38 yd. Field Goal	12-40, 3:09	13-13
Ravens	5	1:07	J. Tucker 38 yd. Field Goal	12-69, 3:49	16-13

OFFICIALS—Referee: Gene Steratore (114), Umpire: Bill Schuster (129), Head Linesman: Wayne Mackie (106), Line Judge: Jeff Seeman (45), Side Judge: Mike Weatherford (116), Field Judge: Bob Waggoner (25), Back Judge: Dino Paganelli (105)

TEAM STATISTICS

	RAVENS	CHARGERS
First Downs	25 (5-19-1)	16 (4-10-2)
Third Downs	12-24 (50%)	3-15 (20%)
Fourth Downs	1-2 (50%)	1-1 (100%)
Total Net Yards	443	280
Plays - Average	91-4.9	65-4.3
Net Yds Rushing	127	91
Rushes - Average	35-3.6	23-4.0
Net Yards Passing	316	189
Att. - Yds Lost - Gross Pass.	5-39-355	6-39-228
Passes Att. - Comp. - INT	51-30-0	36-23-0
Red Zone	1-3 (33%)	0-1 (0%)
Goal-to-Go	1-1 (100%)	0-0 (0%)
Punts - Avg.	8-46.3	9-53.2
Penalties - Yards	6-60	5-37
Fumbles - Lost	1-0	0-0
Time of Possession	39:02	34:51

INDIVIDUAL STATISTICS

RAVENS											CHARGERS										
RUSHING											RUSHING										
R. Rice	ATT	YDS	AVG	LG	TD	R. Mathews	ATT	YDS	AVG	LG	TD										
B. Pierce	9	34	3.8	18	0	R. Brown	2	17	8.5	13	0										
J. Flacco	4	-4	-1.0	0	0	J. Battle	2	2	1.0	2	0										
Total	35	127	3.6	18	0	Total	23	91	4.0	13	0										
PASSING											PASSING										
J. Flacco	ATT	CMP	YDS	SK/YD	TD	LG	IN	RT	P. Rivers	ATT	CMP	YDS	SK/YD	TD	LG	IN	RT				
Total	51	30	355	5/39	1	54	0	86.6	Total	36	23	228	6/39	1	26	0	91.0				
RECEIVING											RECEIVING										
R. Rice	REC	YDS	AVG	LG	TD	D. Alexander	REC	YDS	AVG	LG	TD										
T. Smith	7	144	20.6	54	0	M. Floyd	4	65	16.3	21	1										
D. Pitta	6	42	7.0	16	1	R. Brown	4	22	5.5	8	0										
J. Jones	5	50	10.0	24	0	R. Mathews	3	16	5.3	9	0										
A. Boldin	2	42	21.0	23	0	S. Ajitrotutu	2	17	8.5	12	0										
T. Doss	1	9	9.0	9	0	A. Gates	2	13	6.5	11	0										
V. Leach	1	1	1.0	1	0	R. McMichael	2	11	5.5	6	0										
Total	30	355	11.8	54	1	J. Battle	1	10	10.0	10	0										
Total	30	355	11.8	54	1	Total	23	228	9.9	26	1										
INTERCEPTIONS											INTERCEPTIONS										
Total	0	0	0.0	0	0	Total	0	0	0.0	0	0										
SACKS											SACKS										
A. Jones 2-15; D. Ellerbe 1-8; T. Suggs 1-7; P. Kruger 1-5; C. Upshaw 1-4											A. Barnes 2-15; C. Liuget 1-9; S. Phillips 1-5; J. Johnson 0.5-5; T. Spikes 0.5-5										



GAME 12: STEELERS 23, RAVENS 20

Baltimore (9-3) - Pittsburgh (7-5)

Sunday, December 2, 2012 - 4:25 PM ET - M&T Bank Stadium - Baltimore
Weather: 57°, Partly Cloudy, Wind S 9 mph - Attendance: 71,442 - Time: 3:02



For the seventh time in the last eight regular season meetings between the Ravens and Steelers, the game was decided by three points. This time Pittsburgh won, 23-20, at M&T Bank Stadium. The Steelers' win was the first loss at home for the Ravens since Mike Tomlin's team stopped Baltimore, 13-10, on Dec. 5, 2010. The defeat halted a 16-game M&T Bank Stadium (including playoffs) Ravens' winning streak, plus a 12-game, AFC North run without a loss. This battle was tied three times, including at 20-20 when Pittsburgh K Shaun Suisham kicked a 42-yard game-winning field goal as time expired. Suisham gave the Steelers a 3-0, first-quarter lead on a 46-yard FG, but the Ravens rallied with 13-consecutive points. K Justin Tucker connected on back-to-back 45- and 23-yard FGs in the second quarter before QB Joe Flacco threw an on-target, 28-yard touchdown to WR Anquan Boldin. Suisham's 41-yard FG made the score 13-6 at the half. On the opening drive of the third quarter, the Steelers tied the game when RB Jonathan Dwyer scampered 16 yards for a TD. Still in the third period, RB Ray Rice gave the advantage (20-13) back to the home team with a 34-yard TD sprint. With 7:24 left in the game, QB Charlie Batch found TE Heath Miller for a 7-yard TD to tie the contest at 20-20. Batch was impressive throughout the game, completing 25 of 36 passes for 276 yards. Flacco finished with 16 completions on 34 attempts for 188 yards, including 5 for 81 to Boldin and 4 for 40 to FB Vonta Leach. Rice rushed for 78 yards on 12 carries. S Ed Reed produced two take-aways (FR and INT), and CB Corey Graham also stole a Batch pass. Both of Baltimore's TDs came after Steelers' turnovers. OLB James Harrison had a key play late in the game when he sacked Flacco and caused a fumble that was recovered by DE Ziggy Hood. Miller's TD followed that take-away.

PITTSBURGH STEELERS

OFFENSE

WR	17	M. Wallace
LT	78	M. Starks
LG	53	M. Pouncey
C	64	D. Legursky
RG	73	R. Foster
RT	68	K. Beachum
TE	83	H. Miller
WR	84	A. Brown
WR	88	E. Sanders
RB	27	J. Dwyer
QB	16	C. Batch

DEFENSE

DE	96	E. Hood
NT	98	C. Hampton
DE	99	B. Keisel
LOLB	93	J. Worilds
LILB	50	L. Foote
RILB	94	L. Timmons
ROLB	92	J. Harrison
LCB	23	K. Lewis
RCB	24	I. Taylor
SS	43	T. Polamalu
FS	25	R. Clark

BALTIMORE RAVENS

OFFENSE

WR	82	T. Smith
WR	81	A. Boldin
LT	74	M. Oher
LG	76	J. Reid
C	77	M. Birk
RG	73	M. Yanda
RT	72	K. Osemele
TE	86	B. Bajema
QB	5	J. Flacco
FB	44	V. Leach
RB	27	R. Rice

DEFENSE

DT	92	H. Ngata
NT	96	M. Kemoeatu
RUSH	55	T. Suggs
WILL	51	B. Ayanbadejo
MIKE	53	J. McClain
SAM	99	P. Kruger
LCB	24	C. Graham
SS	31	B. Pollard
FS	20	E. Reed
RCB	29	C. Williams
CB	23	C. Brown

GAME SUMMARY

	1	2	3	4	OT	TOTAL	FIELD GOALS (MADE) & MISSED
PITTSBURGH	3	3	7	10	-	23	S. Suisham (46, 41, 42)
BALTIMORE	0	13	7	0	-	20	J. Tucker (45, 23)

TEAM	QTR	TIME	PLAY DESCRIPTION (extra point)	DRIVE	SCORE
Steelers	1	7:12	S. Suisham 46 yd. Field Goal	11-48, 5:30	3-0
Ravens	2	13:52	J. Tucker 45 yd. Field Goal	10-40, 4:30	3-3
Ravens	2	9:34	J. Tucker 23 yd. Field Goal	8-54, 2:29	3-6
Ravens	2	3:16	A. Boldin 28 yd. pass from J. Flacco (J. Tucker kick)	4-69, 2:00	3-13
Steelers	2	0:32	S. Suisham 41 yd. Field Goal	9-37, 2:44	6-13
Steelers	3	11:05	J. Dwyer 16 yd. run (S. Suisham kick)	7-78, 3:55	13-13
Ravens	3	4:50	R. Rice 34 yd. run (J. Tucker kick)	6-63, 2:10	13-20
Steelers	4	7:24	H. Miller 7 yd. pass from C. Batch (S. Suisham kick)	4-27, 2:17	20-20
Steelers	4	0:00	S. Suisham 42 yd. Field Goal	12-61, 6:14	23-20

OFFICIALS - Referee: Al Riveron (57), Umpire: Paul King (121), Head Linesman: Jim Mello (48), Line Judge: Julian Mapp (10), Side Judge: Jimmy DeBell (58), Field Judge: Steve Zimmer (33), Back Judge: Terrence Miles (111)

TEAM STATISTICS

	STEELERS	RAVENS
First Downs	19 (6-12-1)	19 (6-11-2)
Third Downs	5-13 (38%)	3-11 (27%)
Fourth Downs	0-0 (0%)	0-0 (0%)
Total Net Yards	366	288
Plays - Average	65-5.6	58-5.0
Net Yds Rushing	96	111
Rushes - Average	26-3.7	21-5.3
Net Yards Passing	270	177
Att. - Yds Lost - Gross Pass.	2-6-276	3-11-188
Passes Att. - Comp. - INT	37-25-2	34-16-1
Red Zone	2-3 (67%)	0-1 (0%)
Goal-to-Go	1-1 (100%)	0-1 (0%)
Punts - Avg.	4-38.5	5-50.6
Penalties - Yards	4-50	8-70
Fumbles - Lost	2-1	1-1
Time of Possession	34:21	25:39

INDIVIDUAL STATISTICS

STEELERS

RUSHING

J. Dwyer	16	49	3.1	16	1
I. Redman	9	43	4.8	24	0
A. Brown	1	4	4.0	4	0
Total	26	96	3.7	24	1

PASSING

C. Batch	36	25	276	2/6	1	43	1	89.6
A. Brown	1	0	0	0/0	0	0	1	0.0
Total	37	25	276	2/6	1	43	2	76.0

RECEIVING

H. Miller	5	97	19.4	43	1
E. Sanders	5	60	12.0	21	0
A. Brown	5	58	11.6	34	0
M. Wallace	5	44	8.8	15	0
J. Dwyer	3	8	2.7	10	0
W. Johnson	2	9	4.5	6	0
Total	25	276	11.0	43	1

INTERCEPTIONS

R. Clark	1	0	0.0	0	0
Total	1	0	0.0	0	0

SACKS

L. Foote	1-5
J. Harrison	1-5
E. Hood	1-1

RAVENS

RUSHING

R. Rice	12	78	6.5	34	1
B. Pierce	8	34	4.3	11	0
J. Flacco	1	-1	-1.0	-1	0
Total	21	111	5.3	34	1

PASSING

J. Flacco	34	16	188	3/11	1	31	1	61.9
Total	34	16	188	3/11	1	31	1	61.9

RECEIVING

A. Boldin	5	81	16.2	31	1
V. Leach	4	40	10.0	12	0
T. Smith	3	33	11.0	13	0
D. Pitta	1	19	19.0	19	0
J. Jones	1	5	5.0	5	0
R. Rice	1	5	5.0	5	0
B. Pierce	1	5	5.0	5	0
Total	16	188	11.8	31	1

INTERCEPTIONS

E. Reed	1	34	34.0	34	0
C. Graham	1	0	0.0	0	0
Total	2	34	17.0	34	0

SACKS

A. Jones	1-3
P. Kruger	1-3



GAME 13: REDSKINS 31, RAVENS 28 (OT)

Baltimore (9-4) · Washington (7-6)

Sunday, December 9, 2012 · 1:03 PM ET · FedExField · Landover, MD
Weather: 51°, Cloudy, Wind NE 7 mph · Attendance: 81,178 · Time: 3:19



For the second week in a row, the Ravens lost on the last play of the game. This time, it was in overtime when the host Redskins produced a furious rally to tie the contest, 28-28, in regulation and then won in the extra period on K Kai Forbath's 34-yard field goal. Baltimore took an 8-point lead (28-20) with 4:47 left in regulation on RB Ray Rice's 7-yard TD run. Washington then produced an impressive 13-play, 85-yard drive that finished with backup QB Kirk Cousins hitting WR Pierre Garcon with an 11-yard TD strike. Cousins then scored on a QB draw for the 2-point conversion to tie the game at 28. Twice in that series the Ravens sent Redskins starting QB Robert Griffin III to the sideline with injuries, setting up Cousins' heroics. The Ravens took a 21-14 halftime lead on 3 QB Joe Flacco TD throws: 2 to WR Anquan Boldin (19 and 31 yards) and the other to TE Dennis Pitta (14 yards). The Redskins scored on a 4-yard Griffin-to-WR Joshua Morgan throw and a 1-yard RB Alfred Morris run. The Redskins came within 1 (21-20) in the third quarter on a pair of Forbath FGs (48 and 49 yards). In the overtime, Baltimore won the toss, but punted after not making a first down. CB Richard Crawford then returned the kick 64 yards to set up the winning FG. Flacco completed 16 of 21 passes for 182 yards and a 121.4 QB rating. His 2 third-quarter turnovers (INT and a fumble) set up 2 Redskins FGs. Rice ran 20 times for 121 yards and caught 3 passes for 15 more. Morris rushed for 122 yards for the 'Skins, while Griffin III was 15-of-26 for 246 yards and a 102.4 rating. Boldin (10,072) passed the 10,000-yard career receiving milestone during his team-leading 78-yard performance (3 catches). OLB Paul Kruger has tallied at least 1 sack in five-straight games, tying former Ravens' OLB Adalius Thomas (who did it twice, 2005 and 2006) for a team record.

BALTIMORE RAVENS

OFFENSE

WR	82	T. Smith
WR	81	A. Boldin
LT	74	M. Oher
LG	76	J. Reid
C	77	M. Birk
RG	73	M. Yanda
RT	72	K. Osemele
TE	88	D. Pitta
QB	5	J. Flacco
FB	44	V. Leach
RB	27	R. Rice

DEFENSE

DT	92	H. Ngata
NT	62	T. Cody
OLB	99	P. Kruger
RUSH	91	C. Upshaw
WILL	51	B. Ayanbadejo
MIKE	53	J. McClain
SAM	50	A. McClellan
LCB	24	C. Graham
SS	31	B. Pollard
FS	20	E. Reed
RCB	29	C. Williams

WASHINGTON REDSKINS

OFFENSE

LT	71	T. Williams
LG	78	K. Lichtensteiger
C	63	W. Montgomery
RG	66	C. Chester
RT	74	T. Polunbus
TE	82	L. Paulsen
WR	88	P. Garcon
QB	10	R. Griffin
FB	36	D. Young
WR	15	J. Morgan
RB	46	A. Morris

DEFENSE

LDE	99	J. Jenkins
NT	96	B. Cofield
RDE	72	S. Bowen
LOLB	91	R. Kerrigan
MLB	59	L. Fletcher
JLB	56	P. Riley
ROLB	50	R. Jackson
LCB	23	D. Hall
RCB	26	J. Wilson
FS	41	Mad. Williams
SS	37	R. Doughty

GAME SUMMARY

	1	2	3	4	OT	TOTAL	FIELD GOALS (MADE) & MISSED
BALTIMORE	7	14	0	7	0	28	None
WASHINGTON	14	0	6	8	3	31	K. Forbath (48, 49, 34)

TEAM	QTR	TIME	PLAY DESCRIPTION (extra point)	DRIVE	SCORE
Redskins	1	9:38	J. Morgan 4 yd. pass from R. Griffin (K. Forbath kick)	10-80, 5:22	0-7
Ravens	1	7:05	A. Boldin 19 yd. pass from J. Flacco (J. Tucker kick)	5-81, 2:33	7-7
Redskins	1	2:55	A. Morris 1 yd. run (K. Forbath kick)	8-83, 4:10	7-14
Ravens	2	10:16	A. Boldin 31 yd. pass from J. Flacco (J. Tucker kick)	9-77, 4:29	14-14
Ravens	2	8:39	D. Pitta 14 yd. pass from J. Flacco (J. Tucker kick)	3-14, 0:51	21-14
Redskins	3	10:27	K. Forbath 48 yd. Field Goal	6-16, 2:25	21-17
Redskins	3	1:21	K. Forbath 49 yd. Field Goal	8-54, 4:14	21-20
Ravens	4	4:47	R. Rice 7 yd. run (J. Tucker kick)	8-62, 4:00	28-20
Redskins	4	0:29	P. Garcon 11 yd. pass from K. Cousins (K. Cousins run)	13-85, 4:18	28-28
Redskins	5	11:37	K. Forbath 34 yd. Field Goal	3-8, 1:46	28-31

OFFICIALS – Referee: John Parry (132), Umpire: Dan Ferrell (64), Head Linesman: Derick Bowers (74), Line Judge: Rusty Baynes (59), Side Judge: Ronald Torbert (62), Field Judge: Scott Edwards (3), Back Judge: Perry Paganelli (46)

TEAM STATISTICS

	RAVENS	REDSKINS
First Downs	18 (9-7-2)	22 (7-13-2)
Third Downs	6-12 (50%)	4-11 (36%)
Fourth Downs	0-0 (0%)	0-0 (0%)
Total Net Yards	359	423
Plays – Average	58-6.2	66-6.4
Net Yds Rushing	186	179
Rushes – Average	35-5.3	35-5.1
Net Yards Passing	173	244
Att. – Yds Lost – Gross Pass.	2-9-182	3-24-268
Passes Att. – Comp. – INT	21-16-1	28-17-0
Red Zone	3-4 (75%)	3-4 (75%)
Goal-to-Go	1-1 (100%)	2-2 (100%)
Punts – Avg.	5-50.2	5-48.0
Penalties – Yards	8-56	8-70
Fumbles – Lost	2-1	3-1
Time of Possession	29:22	34:01

INDIVIDUAL STATISTICS

RAVENS

RUSHING	ATT	YDS	AVG	LG	TD
R. Rice	20	121	6.1	46	1
B. Pierce	8	53	6.6	21	0
J. Flacco	5	9	1.8	5	0
V. Leach	2	3	1.5	2	0

TOTAL

PASSING	ATT	CMP	YDS	SK/YD	TD	LG	IN	RT
J. Flacco	21	16	182	2/9	3	31	1	121.4

RECEIVING

	REC	YDS	AVG	LG	TD
D. Pitta	5	46	9.2	14	1
A. Boldin	3	78	26.0	31	2
R. Rice	3	15	5.0	9	0
B. Pierce	2	11	5.5	11	0
V. Leach	2	11	5.5	8	0
T. Smith	1	21	21.0	21	0

TOTAL

INTERCEPTIONS	NO	YDS	AVG	LG	TD
Total	0	0	0.0	0	0

SACKS

P. Kruger 1.5-12.5; A. Jones 1.5-11.5

REDSKINS

RUSHING	ATT	YDS	AVG	LG	TD
A. Morris	23	129	5.6	29	1
R. Griffin	7	34	4.9	13	0
E. Royster	3	11	3.7	5	0
L. Hankerson	1	3	3.0	3	0
P. Garcon	1	2	2.0	2	0

TOTAL

PASSING	ATT	CMP	YDS	SK/YD	TD	LG	IN	RT
R. Griffin	26	15	242	3/24	1	31	0	102.4
K. Cousins	2	2	26	0/0	1	15	0	158.3

TOTAL

RECEIVING	REC	YDS	AVG	LG	TD
P. Garcon	5	83	16.6	23	1
L. Hankerson	4	67	16.8	29	0
S. Moss	3	52	17.3	31	0
J. Morgan	3	30	10.0	21	1
D. Young	1	28	28.0	28	0
L. Paulsen	1	8	8.0	8	0

TOTAL

INTERCEPTIONS	NO	YDS	AVG	LG	TD
L. Fletcher	1	2	2.0	2	0

TOTAL

J. Pugh 1-9; R. Jackson 1-0



GAME 14: BRONCOS 34, RAVENS 17

Baltimore (9-5) · Denver (11-3)

Sunday, December 16, 2012 · 1:02 PM ET · M&T Bank Stadium · Baltimore

Weather: 53°, Cloudy, Wind SSE 7 mph · Attendance: 71,317 · Time: 3:05



Two of the AFC's best squared off with the Broncos cruising to a 34-17 victory over the Ravens. It was the Broncos' ninth-consecutive win, while the Ravens lost a third straight for just the third time in the five-year John Harbaugh era. Denver led from start to finish with the biggest blow coming at the end of the first half. Trailing 10-0, Baltimore drove to the Broncos' 4-yard line with 30 seconds and three timeouts left near the end of the second quarter. CB Chris Harris, in a momentum-turning play, grabbed a QB Joe Flacco pass intended for WR Anquan Boldin and raced 98 yards to the end zone with the INT to give the Broncos a 17-0 halftime lead. The Ravens played with a depleted defense, missing four of their top five tacklers (S Bernard Pollard, LB Jameel McClain, LB Dannell Ellerbe and LB Ray Lewis). Offensive first-teamers, Pro Bowl G Marshal Yanda and TE Ed Dickson, also were sidelined. The Broncos took a 3-0 first-quarter lead on K Matt Prater's 27-yard field goal. RB Jacob Hester's 1-yard TD run gave the Broncos a 10-0 second-quarter lead. The Ravens opened the second half with a K Justin Tucker 45-yard FG before QB Peyton Manning hit WR Eric Decker with a 51-yard TD throw that gave Denver a 24-3 advantage. Two minutes later, following a Baltimore three-and-out, RB Knowshon Moreno made it 31-3 with a 6-yard TD sprint. TE Dennis Pitta, who enjoyed a career-best day with 7 catches for 125 yards, made the score respectable with 2 TD catches. The first was for 31 yards, while the second was a spectacular 61-yard catch and run that saw Pitta break three tackles. Decker caught 8 of those for 133 yards. Moreno rushed for 118 yards on 22 carries. Denver held the ball 38:34 of the contest, limiting Baltimore to just 21:26. The Broncos' defense limited the Ravens' offense, playing its first game under new coordinator Jim Caldwell, to 1-of-12 on third down.

DENVER BRONCOS

OFFENSE

WR	88	D. Thomas
LT	78	R. Clady
LG	68	Z. Beadles
C	67	D. Koppen
RG	65	M. Ramirez
RT	74	O. Franklin
TE	81	J. Dreesen
WR	87	E. Decker
WR	14	B. Stokley
QB	18	P. Manning
RB	27	K. Moreno

DEFENSE

LDE	95	D. Wolfe
DT	99	K. Vickerson
NT	97	J. Bannan
RDE	92	E. Dumervil
SLB	58	V. Miller
MLB	57	K. Brooking
WLB	52	W. Woodyard
LCB	24	C. Bailey
RCB	25	C. Harris
SS	20	M. Adams
FS	26	R. Moore

BALTIMORE RAVENS

OFFENSE

WR	82	T. Smith
WR	81	A. Boldin
LT	74	M. Oher
LG	76	J. Reid
C	77	M. Birk
RG	63	B. Williams
RT	72	K. Osemele
TE	88	D. Pitta
QB	5	J. Flacco
FB	44	V. Leach
RB	27	R. Rice

DEFENSE

DT	92	H. Ngata
NT	62	T. Cody
RUSH	55	T. Suggs
WILL	51	B. Ayanbadejo
MIKE	56	J. Bynes
SAM	50	A. McClellan
LCB	24	C. Graham
SS	32	J. Ihedigbo
FS	20	E. Reed
RCB	29	C. Williams
CB	39	C. Johnson

GAME SUMMARY

	1	2	3	4	OT	TOTAL	FIELD GOALS (MADE) & MISSED
DENVER	3	14	14	3	-	34	M. Prater (27, 36) 45 WL
BALTIMORE	0	0	3	14	-	17	J. Tucker (45)

TEAM	QTR	TIME	PLAY DESCRIPTION (extra point)	DRIVE	SCORE
Broncos	1	7:13	M. Prater 27 yd. Field Goal	11-44, 4:56	3-0
Broncos	2	11:51	J. Hester 1 yd. run (M. Prater kick)	11-78, 4:12	10-0
Broncos	2	0:15	C. Harris 98 yd. interception return (M. Prater kick)		17-0
Ravens	3	12:18	J. Tucker 45 yd. Field Goal	8-29, 2:42	17-3
Broncos	3	9:53	E. Decker 51 yd. pass from P. Manning (M. Prater kick)	5-83, 2:25	24-3
Broncos	3	7:40	K. Moreno 6 yd. run (M. Prater kick)	4-39, 1:16	31-3
Ravens	4	14:31	D. Pitta 31 yd. pass from J. Flacco (J. Tucker kick)	4-36, 1:17	31-10
Broncos	4	4:32	M. Prater 36 yd. Field Goal	15-62, 9:59	34-10
Ravens	4	4:08	D. Pitta 61 yd. pass from J. Flacco (J. Tucker kick)	1-61, 0:24	34-17

OFFICIALS – Referee: Pete Morelli (135), Umpire: Darrell Jenkins (76), Head Linesman: Dana McKenzie (8), Line Judge: John Hussey (35), Side Judge: Don Carlsen (39), Field Judge: Jon Lucivansky (89), Back Judge: Rob Vernatchi (75)

TEAM STATISTICS

	BRONCOS	RAVENS
First Downs	21 (12-8-1)	12 (2-8-2)
Third Downs	5-16 (31%)	1-12 (8%)
Fourth Downs	0-0 (0%)	0-2 (0%)
Total Net Yards	350	278
Plays – Average	75-4.7	62-4.5
Net Yds Rushing	163	56
Rushes – Average	45-3.6	19-2.9
Net Yards Passing	187	222
Att. – Yds Lost – Gross Pass.	2-17-204	3-32-254
Passes Att. – Comp. – INT	28-17-0	40-20-1
Red Zone	2-4 (50%)	1-2 (50%)
Goal-to-Go	2-2 (100%)	0-1 (0%)
Punts – Avg.	8-43.0	7-50.4
Penalties – Yards	7-51	6-61
Fumbles – Lost	1-0	3-1
Time of Possession	38:34	21:26

INDIVIDUAL STATISTICS

BRONCOS

RUSHING	ATT	YDS	AVG	LG	TD
K. Moreno	21	115	5.5	20	1
R. Hillman	15	32	2.1	8	0
J. Hester	7	20	2.9	7	1
B. Osweiler	2	-4	-2.0	-2	0
Total	45	163	3.6	20	2

PASSING	ATT	CMP	YDS	SK/YD	TD	LG	IN	RT
P. Manning	28	17	204	2/17	1	51	0	94.9
Total	28	17	204	2/17	1	51	0	94.9

RECEIVING	REC	YDS	AVG	LG	TD
E. Decker	8	133	16.6	51	1
D. Thomas	4	13	3.3	5	0
J. Dreesen	2	36	18.0	28	0
K. Moreno	2	8	4.0	6	0
B. Stokley	1	14	14.0	14	0
Total	17	204	12.0	51	1

INTERCEPTIONS	NO	YDS	AVG	LG	TD
C. Harris	1	98	98.0	98	1
Total	1	98	98.0	98	1

SACKS	
E. Dumervil	1-14; D. Wolfe 1-12; R. Ayers 1-6

RAVENS

RUSHING	ATT	YDS	AVG	LG	TD
R. Rice	12	38	3.2	11	0
B. Pierce	5	20	4.0	14	0
J. Flacco	2	-2	-1.0	-1	0
Total	19	56	2.9	14	0

PASSING	ATT	CMP	YDS	SK/YD	TD	LG	IN	RT
J. Flacco	40	20	254	3/32	2	61	1	76.5
Total	40	20	254	3/32	2	61	1	76.5

RECEIVING	REC	YDS	AVG	LG	TD
D. Pitta	7	125	17.9	61	2
J. Jones	3	51	17.0	43	0
R. Rice	3	3	1.0	5	0
T. Doss	2	28	14.0	15	0
D. Reed	2	22	11.0	12	0
V. Leach	2	11	5.5	8	0
T. Smith	1	14	14.0	14	0
Total	20	254	12.7	61	2

INTERCEPTIONS	NO	YDS	AVG	LG	TD
Total	0	0	0	0	0

SACKS	
A. McClellan	1-11; P. McPhee 1-6



GAME 15: RAVENS 33, GIANTS 14

Baltimore (10-5) · Giants (8-7)

Sunday, December 23, 2012 · 4:25 PM ET · M&T Bank Stadium · Baltimore
Weather: 51°, Clear, Wind SW 7 mph · Attendance: 71,470 · Time: 3:04



The Ravens clinched a second-consecutive AFC North title when they defeated the defending Super Bowl champion Giants, 33-14, at M&T Bank Stadium. Baltimore dominated from beginning to end, producing its most yards of the season (533) while limiting New York to 186. The Ravens owned the time-of-possession battle (39:21 to 20:39) and third-down conversions, making 11 of 18 on offense and holding the Giants to 2-of-10. Behind a sharp QB Joe Flacco, the Ravens jumped to a 14-0, first-quarter lead on their initial two possessions. Flacco hit WR Torrey Smith with a 6-yard touchdown throw for a 7-0 lead, and then Flacco ran for a 1-yard TD to make it 14-0. By halftime, the Ravens increased the lead to 24-7. Flacco added a 27-yard TD bullet to RB Ray Rice, and K Justin Tucker made a 23-yard field goal. New York's lone first-half score came on a RB David Wilson 14-yard TD scamper near the end of the first quarter. The onslaught continued in the second half, with the Ravens increasing the lead to 33-7 on 3 Tucker FGs (21, 30 and 29 yards). New York added a late fourth-quarter TD when QB Eli Manning hit WR Domenik Hixon with a 14-yard TD strike. Flacco completed 25 of 36 passes for 309 yards (114.2 QB rating). Baltimore rushed for 224 yards, another season high. New York was limited to 67 rushing yards. The Ravens have won their 10th-consecutive regular season home finale (dating back to 2003), the NFL's longest such active streak. Under Harbaugh (since 2008), the Ravens improved to 10-0 at home against the NFC, while dating back to 2006, the Ravens have won 13-consecutive home games against the NFC.

NEW YORK GIANTS

OFFENSE

WR	80	V. Cruz
LT	65	W. Beatty
LG	77	K. Boothe
C	64	D. Baas
RG	76	C. Snee
RT	66	D. Diehl
TE	85	M. Bennett
WR	88	H. Nicks
QB	10	E. Manning
FB	45	H. Hynoski
RB	44	A. Bradshaw

DEFENSE

LE	72	O. Umenyiora
DT	97	L. Joseph
DT	99	C. Canty
RE	90	J. Pierre-Paul
SLB	57	J. Williams
MLB	93	C. Blackburn
WLB	52	S. Paysinger
LB	58	M. Herzlich
LCB	23	C. Webster
RCB	28	J. Hosley
FS	26	A. Rolle

BALTIMORE RAVENS

OFFENSE

WR	82	T. Smith
WR	81	A. Boldin
LT	74	M. Oher
LG	76	J. Reid
C	77	M. Birk
RG	73	M. Yanda
RT	72	K. Osemele
TE	84	E. Dickson
QB	5	J. Flacco
FB	44	V. Leach
RB	27	R. Rice

DEFENSE

DT	92	H. Ngata
NT	96	M. Kemoeatu
DE	97	A. Jones
RUSH	55	T. Suggs
WILL	59	D. Ellerbe
MIKE	56	J. Bynes
SAM	91	C. Upshaw
LCB	24	C. Graham
SS	32	J. Ihedigbo
FS	20	E. Reed
RCB	29	C. Williams

GAME SUMMARY

	1	2	3	4	OT	TOTAL	FIELD GOALS (MADE) & MISSED
NEW YORK	7	0	0	7	-	14	None
BALTIMORE	14	10	3	6	-	33	J. Tucker (23, 21, 30, 29)

TEAM	QTR	TIME	PLAY DESCRIPTION (extra point)	DRIVE	SCORE
Ravens	1	7:38	T. Smith 6 yd. pass from J. Flacco (J. Tucker kick)	14-73, 5:25	0-7
Ravens	1	4:24	J. Flacco 1 yd. run (J. Tucker kick)	4-47, 2:10	0-14
Giants	1	1:30	D. Wilson 14 yd. run (L. Tynes kick)	5-77, 2:54	7-14
Ravens	2	6:05	J. Tucker 23 yd. field goal	12-83, 6:05	7-17
Ravens	2	1:04	R. Rice 27 yd. pass from J. Flacco (J. Tucker kick)	7-76, 2:11	7-24
Ravens	3	5:18	J. Tucker 21 yd. field goal	16-82, 7:57	7-27
Ravens	4	11:08	J. Tucker 30 yd. field goal	13-62, 6:57	7-30
Ravens	4	7:25	J. Tucker 29 yd. field goal	6-70, 2:56	7-33
Giants	4	3:18	D. Hixon 13 yd. pass from E. Manning (L. Tynes kick)	11-80, 4:07	14-33

OFFICIALS – Referee: Carl Cheffers (51), **Umpire:** Undrey Wash (96), **Head Linesman:** Kent Payne (79), **Line Judge:** Tom Symonette (100), **Side Judge:** Laird Hayes (125), **Field Judge:** Jimmy Buchanan (86), **Back Judge:** Todd Prokup (30)

TEAM STATISTICS

	GIANTS	RAVENS
First Downs	11 (3-7-1)	25 (6-17-2)
Third Downs	2-10 (20%)	11-18 (61%)
Fourth Downs	0-0 (0%)	0-0 (0%)
Total Net Yards	186	533
Plays – Average	45-4.1	81-6.6
Net Yds Rushing	67	224
Rushes – Average	14-4.8	45-5.0
Net Yards Passing	119	309
Att. – Yds Lost – Gross Pass.	3-31-150	0-0-309
Passes Att. – Comp. – INT	28-14-0	36-25-0
Red Zone	2-2 (100%)	2-6 (33%)
Goal-to-Go	0-0 (0%)	2-5 (40%)
Punts – Avg.	8-52.0	2-58.5
Penalties – Yards	6-52	9-92
Fumbles – Lost	0-0	0-0
Time of Possession	20:39	39:21

INDIVIDUAL STATISTICS

GIANTS											RAVENS										
RUSHING											RUSHING										
	ATT	YDS	AVG	LG	TD		ATT	YDS	AVG	LG	TD										
A. Bradshaw	9	39	4.3	11	0	B. Pierce	14	123	8.8	78	0										
D. Wilson	3	17	5.7	14	1	R. Rice	24	107	4.5	19	0										
E. Manning	1	8	8.0	8	0	A. Allen	1	7	7.0	7	0										
H. Hynoski	1	3	3.0	3	0	T. Taylor	3	-3	-1.0	-1	0										
Total	14	67	4.8	14	1	J. Flacco	3	-10	-3.3	1	1										
Total	14	67	4.8	14	1	Total	45	224	5.0	78	1										
PASSING											PASSING										
	ATT	CMP	YDS	SK/YD	TD	LG	IN	RT		ATT	CMP	YDS	SK/YD	TD	LG	IN	RT				
E. Manning	28	14	150	3/31	1	43	0	78.0	J. Flacco	36	25	309	0/0	2	43	0	114.2				
Total	28	14	150	3/31	1	43	0	78.0	Total	36	25	309	0/0	2	43	0	114.2				
RECEIVING											RECEIVING										
	REC	YDS	AVG	LG	TD		REC	YDS	AVG	LG	TD										
M. Bennett	4	27	6.8	11	0	A. Boldin	7	93	13.3	39	0										
D. Hixon	3	36	12.0	14	1	R. Rice	6	51	8.5	27	1										
V. Cruz	3	21	7.0	11	0	T. Smith	5	88	17.6	43	1										
R. Randle	1	43	43.0	43	0	D. Pitta	4	56	14.0	36	0										
H. Hynoski	1	8	8.0	8	0	E. Dickson	1	9	9.0	9	0										
A. Bradshaw	1	8	8.0	8	0	J. Jones	1	7	7.0	7	0										
J. Jernigan	1	7	7.0	7	0	A. Allen	1	5	5.0	5	0										
Total	14	150	10.7	43	1	Total	25	309	12.4	43	2										
INTERCEPTIONS											INTERCEPTIONS										
	NO	YDS	AVG	LG	TD		NO	YDS	AVG	LG	TD										
Total	0	0	0.0	0	0	Total	0	0	0.0	0	0										
SACKS											SACKS										
None											H. Ngata 1-15, O. Brown 1-9, B. Ayanbadejo 1-7										



GAME 16: BENGALS 23, RAVENS 17

Baltimore (10-6) - Cincinnati (10-6)

Sunday, December 30, 2012 - 1:03 PM ET - Paul Brown Stadium - Cincinnati
Weather: 26°, Partly Cloudy, Wind SW 8 mph - Attendance: 61,565 - Time: 3:13



Playing without six starters, including five Pro Bowl-type players (WR Anquan Boldin, DT Haloti Ngata, ILB Ray Lewis, OLB Terrell Suggs and G Marshal Yanda), the Ravens dropped the regular season finale, 23-17, at Cincinnati. Having little to gain in the various AFC playoff scenarios, the Ravens not only rested some starters dealing with injuries, but pulled many other starters after the game's first couple of series. Despite liberal use of young players, the Ravens out-gained the Bengals 352 to 189 yards. The game-deciding play happened with 6:06 remaining in the fourth quarter when Bengals DE Carlos Dunlap stole a QB Tyrod Taylor pass and raced 14 yards into the end zone to give Cincy a 23-14 advantage. The Ravens took a 7-0, first-quarter lead on RB Anthony Allen's 2-yard touchdown run. The Bengals made it 7-7 at the half after QB Andy Dalton's 14-yard TD throw to WR Marvin Jones with 39 seconds left in the second quarter. A pair of K Josh Brown field goals (47 and 32 yards) gave the Bengals a 13-7 lead after three quarters. Taylor's 1-yard TD scamper gave Baltimore a 14-13 lead early in the fourth quarter. Brown's 38-yard FG gave the lead back to Cincinnati (16-14). K Justin Tucker added a 49-yard FG for the Ravens with 1:21 left in the contest. Taylor completed 15 of 25 for 149 yards, while Dalton, who played in the first half, was 10-of-15 for 78 yards. Ravens rookie RB Bernard Pierce led all rushers with 89 yards on 22 carries, Allen added 41 yards on 10 runs. TE Ed Dickson's 6 catches for 64 yards were also a game best.

BALTIMORE RAVENS

OFFENSE

WR 82	T. Smith
WR 12	J. Jones
LT 74	M. Oher
LG 76	J. Reid
C 77	M. Birk
RG 63	B. Williams
RT 72	K. Osemele
TE 84	E. Dickson
QB 5	J. Flacco
FB 44	V. Leach
RB 27	R. Rice

DEFENSE

DT 97	A. Jones
NT 96	M. Kemoeatu
DE 93	D. Tyson
RUSH 99	P. Kruger
WILL 59	D. Ellerbe
MIKE 56	J. Bynes
SAM 91	C. Upshaw
LCB 24	C. Graham
SS 32	J. Ihedigbo
FS 20	E. Reed
RCB 29	C. Williams

CINCINNATI BENGALS

OFFENSE

WR 82	M. Jones
LT 77	A. Whitworth
LG 65	C. Boling
C 64	K. Cook
RG 68	K. Zeitler
RT 71	A. Smith
TE 84	J. Gresham
WR 18	A. Green
QB 14	A. Dalton
HB 30	C. Peerman
TE 80	O. Charles

DEFENSE

LDE 91	R. Geathers
NT 94	D. Peko
DT 97	G. Atkins
RDE 93	M. Johnson
SLB 99	M. Lawson
MLB 58	R. Mauluga
WLB 55	V. Burfict
LCB 22	N. Clements
RCB 29	L. Hall
SS 33	C. Crocker
FS 20	R. Nelson

GAME SUMMARY

	1	2	3	4	OT	TOTAL	FIELD GOALS (MADE) & MISSED
BALTIMORE	7	0	0	10	-	17	J. Tucker 45 WL (49)
CINCINNATI	0	7	6	10	-	23	J. Brown (47, 32, 38)

TEAM	QTR	TIME	PLAY DESCRIPTION (extra point)	DRIVE	SCORE
Ravens	1	0:17	A. Allen 2 yd. run (J. Tucker kick)	7-80, 3:35	7-0
Bengals	2	0:39	M. Jones 11 yd. pass from A. Dalton (J. Brown kick)	5-42, 1:28	7-7
Bengals	3	6:15	J. Brown 47 yd. Field Goal	4-23, 1:35	7-10
Bengals	3	2:24	J. Brown 32 yd. Field Goal	6-26, 2:12	7-13
Ravens	4	12:50	T. Taylor 1 yd. run (J. Tucker kick)	11-81, 4:34	14-13
Bengals	4	7:16	J. Brown 38 yd. Field Goal	5-45, 1:38	14-16
Bengals	4	6:06	C. Dunlap 14 yd. interception return (J. Brown kick)		14-23
Ravens	4	1:21	J. Tucker 49 yd. Field Goal	14-46, 4:45	17-23

OFFICIALS - Referee: Ron Winter (14), Umpire: Carl Paganelli (124), Head Linesman: Jim Howey (37), Line Judge: Gary Arthur (108), Side Judge: Tom Hill (97), Field Judge: Scott Steenson (88), Back Judge: Gregory Steed (83)

TEAM STATISTICS

	RAVENS	BENGALS
First Downs	23 (12-8-3)	9 (2-5-2)
Third Downs	5-18 (28%)	3-13 (23%)
Fourth Downs	2-2 (100%)	0-0 (0%)
Total Net Yards	352	189
Plays - Average	83-4.2	49-3.9
Net Yds Rushing	206	47
Rushes - Average	46-4.5	21-2.2
Net Yards Passing	146	142
Att. - Yds Lost - Gross Pass.	4-37-183	2-1-143
Passes Att. - Comp. - INT	33-19-1	26-15-0
Red Zone	2-2 (100%)	1-2 (50%)
Goal-to-Go	2-2 (100%)	0-0 (0%)
Punts - Avg.	7-36.6	7-47.1
Penalties - Yards	10-102	4-40
Fumbles - Lost	0-0	1-0
Time of Possession	35:39	24:21

INDIVIDUAL STATISTICS

RAVENS											BENGALS										
RUSHING	ATT	YDS	AVG	LG	TD	RUSHING	ATT	YDS	AVG	LG	TD										
B. Pierce	22	89	4.0	14	0	B. Leonard	10	34	3.4	9	0										
T. Taylor	9	65	7.2	28	1	C. Peerman	5	14	2.8	7	0										
A. Allen	10	41	4.1	20	1	A. Dalton	2	4	2.0	3	0										
S. Koch	1	10	10.0	10	0	B. Gradkowski	3	-2	-0.7	0	0										
R. Rice	3	5	1.7	3	0	D. Herron	1	-3	-3.0	-3	0										
T. Smith	1	-4	-4.0	-4	0																
Total	46	206	4.5	28	2	Total	21	47	2.2	9	0										
PASSING	ATT	CMP	YDS	SK/YD	TD	LG	IN	RT	PASSING	ATT	CMP	YDS	SK/YD	TD	LG	IN	RT				
T. Taylor	25	15	149	3/30	0	23	1	60.2	A. Dalton	15	10	78	2/1	1	17	0	101.5				
J. Flacco	8	4	34	1/7	0	24	0	61.5	B. Gradkowski	11	5	65	0/0	0	44	0	64.6				
Total	33	19	183	4/37	0	24	1	60.5	Total	26	15	143	2/1	1	44	0	85.9				
RECEIVING	REC	YDS	AVG	LG	TD	RECEIVING	REC	YDS	AVG	LG	TD										
E. Dickson	6	64	10.7	15	0	M. Jones	5	45	9.0	14	1										
D. Thompson	4	26	6.5	11	0	B. Tate	3	53	17.7	44	0										
D. Reed	3	44	14.7	23	0	A. Hawkins	3	18	6.0	8	0										
J. Jones	3	36	12.0	24	0	A. Green	2	26	13.0	17	0										
A. Allen	1	7	7.0	7	0	B. Leonard	2	1	0.5	3	0										
B. Pierce	1	4	4.0	4	0																
V. Leach	1	2	2.0	2	0																
Total	19	183	9.6	24	0	Total	15	143	9.5	44	1										
INTERCEPTIONS	NO	YDS	AVG	LG	TD	INTERCEPTIONS	NO	YDS	AVG	LG	TD										
	0	0	0	0	0	C. Dunlap	1	14	14.0	14	1										
Total	0	0	0	0	0	Total	1	14	14.0	14	1										
SACKS	M. Kemoeatu 1-1; P. Kruger 1-0										SACKS	M. Johnson 2-14; C. Dunlap 1-13; W. Gilberry 1-10									



WILD CARD: RAVENS 24, COLTS 9

Baltimore (11-6) • Colts (11-6)

Sunday, January 6, 2013 • 1:07 PM ET • M&T Bank Stadium • Baltimore
Weather: 49°, Partly Cloudy, Wind WSW 8 mph • Attendance: 71,379 • Time: 3:10



Before a sellout M&T Bank Stadium crowd that celebrated and saluted LB Ray Lewis in his final home game, the Ravens held the Colts without a touchdown, winning 24-9. Lewis, in his 17th and final season after being a first-round pick of the Ravens in 1996, finished with 13 tackles and a pass defended in his first game since tearing his triceps on Oct. 14. After a scoreless first quarter, Baltimore scored first on a 23-yard K Justin Tucker field goal. The Colts' Adam Vinatieri matched that with a 47-yarder before Ravens FB Vonta Leach made it 10-3 on a 2-yard touchdown power play. Vinatieri's 52-yarder with 50 seconds left in the second quarter made the score 10-6 at the half. QB Joe Flacco, who averaged 23.5 yards per completion in the game, hit TE Dennis Pitta with a 20-yard TD to extend the Ravens' lead to 17-6. Vinatieri's 26-yard FG at the end of the third quarter made it 17-9. The Ravens put the game away when Flacco hit WR Anquan Boldin with an 18-yard TD throw to create the final margin of 24-9. Boldin set a Ravens' playoff record with 145 receiving yards (5 catches). Rookie RB Bernard Pierce, whose 43-yard run set up Baltimore's final TD, rushed for 103 yards on 13 carries (7.9 avg.) RB Ray Rice added 70 yards on 15 carries, helping the Ravens to 172 rushing yards. Rice also had a 47-yard catch and run to set up the game's first TD. Colts rookie QB Andrew Luck threw 54 times, completing 28 for 288 yards with an interception, but could not lead his team to the end zone. WR Reggie Wayne caught 9 for 114, and WR T.Y. Hilton grabbed 8 for 66 more. The Colts did dominate time of possession, holding the ball 37:32 of the game.

INDIANAPOLIS COLTS

OFFENSE

WR	87	R. Wayne
LT	74	A. Castonzo
LG	72	J. Linkenbach
C	64	S. Satele
RG	75	M. McGlynn
RT	69	W. Justice
TE	80	C. Fleener
WR	11	D. Avery
QB	12	A. Luck
F	83	D. Allen
RB	33	V. Ballard

DEFENSE

DE	90	C. Redding
NT	99	A. Johnson
DT	67	L. Guy
SLB	98	R. Mathis
MIKE	51	P. Angerer
WILL	50	J. Freeman
RUSH	93	D. Freeney
LCB	32	C. Vaughn
SS	35	J. Lefeged
FS	41	A. Bethea
RCB	23	V. Davis

BALTIMORE RAVENS

OFFENSE

WR	82	T. Smith
WR	81	A. Boldin
LT	78	B. McKinnie
LG	72	K. Osemele
C	77	M. Birk
RG	73	M. Yanda
RT	74	M. Oher
TE	84	E. Dickson
TE	88	D. Pitta
QB	5	J. Flacco
RB	27	R. Rice

DEFENSE

DT	92	H. Ngata
NT	96	M. Kemoeatu
DE	97	A. Jones
RUSH	55	T. Suggs
WILL	59	D. Ellerbe
MIKE	52	R. Lewis
SAM	91	C. Upshaw
LCB	24	C. Graham
SS	31	B. Pollard
FS	20	E. Reed
RCB	29	C. Williams

GAME SUMMARY

	1	2	3	4	OT	TOTAL	FIELD GOALS (MADE) & MISSED
INDIANAPOLIS	0	6	3	0	-	9	A. Vinatieri (47, 52, 26) 40 WR
BALTIMORE	0	10	7	7	-	24	J. Tucker (23)

TEAM	QTR	TIME	PLAY DESCRIPTION (extra point)	DRIVE	SCORE
Ravens	2	11:18	J. Tucker 23 yd. Field Goal	10-66, 3:56	0-3
Colts	2	2:25	A. Vinatieri 47 yd. Field Goal	10-51, 5:44	3-3
Ravens	2	0:50	V. Leach 2 yd. run (J.Tucker kick)	6-63, 1:35	3-10
Colts	2	0:00	A. Vinatieri 52 yd. Field Goal	7-46, 0:50	6-10
Ravens	3	8:26	D. Pitta 20 yd. pass from J. Flacco (J. Tucker kick)	5-75, 1:23	6-17
Colts	3	0:40	A. Vinatieri 26 yd. Field Goal	15-72, 7:46	9-17
Ravens	4	9:14	A. Boldin 18 yd. pass from J. Flacco (J. Tucker kick)	5-70, 2:30	9-24

OFFICIALS – Referee: Mike Carey (94), Umpire: Richard Hall (49), Head Linesman: Dana McKenzie (8), Line Judge: Tim Podraza (47), Side Judge: Laird Hayes (125), Field Judge: Jim Quirk (63), Back Judge: Kirk Dornan (6)

TEAM STATISTICS

	COLTS	RAVENS
First Downs	25 (6-16-3)	18 (6-11-1)
Third Downs	9-20 (45%)	4-10 (40%)
Fourth Downs	0-2 (0%)	0-0 (0%)
Total Net Yards	419	439
Plays – Average	87-4.8	56-7.8
Net Yds Rushing	152	170
Rushes – Average	30-5.1	32-5.3
Net Yards Passing	267	269
Att. – Yds Lost – Gross Pass.	3-21-288	1-13-282
Passes Att. – Comp. – INT	54-28-1	23-12-0
Red Zone	0-3 (0%)	3-5 (60%)
Goal-to-Go	0-0 (0%)	1-2 (50%)
Punts – Avg.	4-48.5	4-43.3
Penalties – Yards	5-37	9-70
Fumbles – Lost	1-1	2-2
Time of Possession	37:32	22:28

INDIVIDUAL STATISTICS

COLTS							RAVENS											
RUSHING	ATT	YDS	AVG	LG	TD		RUSHING	ATT	YDS	AVG	LG	TD						
V. Ballard	22	91	4.1	24	0		B. Pierce	13	103	7.9	43	0						
A. Luck	4	35	8.8	18	0		R. Rice	15	68	4.5	16	0						
D. Avery	1	15	15.0	15	0		V. Leach	1	2	2.0	2	1						
M. Moore	3	11	3.7	6	0		J. Flacco	3	-3	-1.0	-1	0						
Total	30	152	5.1	24	0		Total	32	170	5.3	43	1						
PASSING	ATT	CMP	YDS	SK/YD	TD	LG	IN	RT		PASSING	ATT	CMP	YDS	SK/YD	TD	LG	IN	RT
A. Luck	54	28	288	3/21	0	25	1	59.8		J. Flacco	23	12	282	1/13	2	50	0	125.6
Total	54	28	288	3/21	0	25	1	59.8		Total	23	12	282	1/13	2	50	0	125.6
RECEIVING	REC	YDS	AVG	LG	TD		RECEIVING	REC	YDS	AVG	LG	TD						
R. Wayne	9	114	12.7	20	0		A. Boldin	5	145	29.0	50	1						
T. Hilton	8	66	8.3	25	0		T. Smith	2	31	15.5	22	0						
D. Allen	4	51	12.8	22	0		D. Pitta	2	27	13.5	20	1						
C. Fleener	3	25	8.3	12	0		R. Rice	1	47	47.0	47	0						
D. Avery	2	12	6.0	7	0		E. Dickson	1	24	24.0	24	0						
L. Brazill	1	17	17.0	17	0		J. Jones	1	8	8.0	8	0						
V. Ballard	1	3	3.0	3	0		Total	12	282	23.5	50	2						
Total	28	288	10.3	25	0		Total	12	282	23.5	50	2						
INTERCEPTIONS	NO	YDS	AVG	LG	TD		INTERCEPTIONS	NO	YDS	AVG	LG	TD						
Total	0	0	0	0	0		C. Williams	1	41	41.0	41	0						
Total	0	0	0	0	0		Total	1	41	41.0	41	0						
SACKS							SACKS											
R. Mathis	1-13						P. Kruger	2.5-18;	C. Graham	0.5-3								



DIVISIONAL: RAVENS 38, BRONCOS 35 (2OT)

Baltimore (12-6) · Denver (13-4)

Saturday, January 12, 2013 · 2:36 PM MT · Sports Authority Field at Mile High · Denver
Weather: 13°, Partly Cloudy, Wind E 8 mph · Attendance: 76,732 · Time: 4:11



In what became the fourth-longest game in NFL history, the Ravens outlasted the Broncos, 38-35, in double overtime, in a thrilling victory that will go down as one of the greatest wins in franchise history. Rookie K Justin Tucker's 47-yard field goal in the second overtime period sent Baltimore into the AFC Championship for the second-straight season. The Ravens tied the game at 35 with :31 remaining in regulation on a QB Joe Flacco-to-WR Jacoby Jones 70-yard TD toss. Denver opened the scoring on a RS Trindon Holliday 90-yard punt return for a TD, but the Ravens answered back on their next possession with a 59-yard WR Torrey Smith TD catch, tying the game at 7. On the Broncos' first offensive possession, CB Corey Graham secured his first of 2 INTs off QB Peyton Manning, racing 39 yards to the end zone to give the Ravens a 14-7 lead. Manning's 15-yard toss to WR Brandon Stokley tied the game at 14 at the end of the first quarter. Denver took the lead, 21-14, after Manning hit RB Knowshon Moreno with a 14-yard TD strike. But, the Ravens tied the game just before the half on a spectacular grab by a leaping Smith for a 32-yard TD. Holliday scored another special teams TD, this time on a 104-yard KOR to open the second half, but Baltimore tied the game again on a RB Ray Rice 1-yard TD run at the end of the third period. Manning connected with WR Demaryius Thomas for a 17-yard TD midway through the fourth, giving Denver a 35-28 lead. Graham intercepted Manning near the end of the first overtime, setting up the Tucker game-winner. Baltimore has now reached the AFC Championship in three of the last five years, with John Harbaugh becoming the first head coach in NFL history (since 1970 merger) to reach three conference title games in his first five seasons.

BALTIMORE RAVENS

OFFENSE

WR	82	T. Smith
WR	81	A. Boldin
LT	78	B. McKinnie
LG	72	K. Osemele
C	77	M. Birk
RG	73	M. Yanda
RT	74	M. Oher
TE	84	E. Dickson
QB	5	J. Flacco
FB	44	V. Leach
RB	27	R. Rice

DEFENSE

DT	92	H. Ngata
NT	96	M. Kemoeatu
DE	99	P. Kruger
RUSH	55	T. Suggs
WILL	59	D. Ellerbe
MIKE	52	R. Lewis
LCB	24	C. Graham
RCB	29	C. Williams
SS	31	B. Pollard
FS	20	E. Reed
CB	23	C. Brown

DENVER BRONCOS

OFFENSE

WR	88	D. Thomas
LT	78	R. Clady
LG	68	Z. Beadles
C	67	D. Koppen
RG	73	C. Kuper
RT	74	O. Franklin
TE	81	J. Dreesen
WR	87	E. Decker
WR	14	B. Stokley
QB	18	P. Manning
RB	27	K. Moreno

DEFENSE

LDE	95	D. Wolfe
DT	99	K. Vickerson
NT	97	J. Bannan
RDE	92	E. Dumervil
SLB	58	V. Miller
MLB	57	K. Brooking
WLB	52	W. Woodyard
LCB	24	C. Bailey
RCB	25	C. Harris
SS	20	M. Adams
FS	26	R. Moore

GAME SUMMARY

	1	2	3	4	OT	2OT	TOTAL	FIELD GOALS (MADE) & MISSED
BALTIMORE	14	7	7	7	0	3	38	J. Tucker (47)
DENVER	14	7	7	7	0	0	35	M. Prater 52 SH

TEAM	QTR	TIME	PLAY DESCRIPTION (extra point)	DRIVE	SCORE
Broncos	1	12:14	T. Holliday 90 yd. punt return (M. Prater kick)		0-7
Ravens	1	10:31	T. Smith 59 yd. pass from J. Flacco (J. Tucker kick)	4-94, 1:43	7-7
Ravens	1	9:49	C. Graham 39 yd. interception return (J. Tucker kick)		14-7
Broncos	1	4:02	B. Stokley 15 yd. pass from P. Manning (M. Prater kick)	11-74, 5:47	14-14
Broncos	2	7:26	K. Moreno 14 yd. pass from P. Manning (M. Prater kick)	8-86, 3:35	14-21
Ravens	2	0:36	T. Smith 32 yd. pass from J. Flacco (J. Tucker kick)	3-58, 0:40	21-21
Broncos	3	14:47	T. Holliday 104 yd. kickoff return (M. Prater kick)	0-0, 0:13	21-28
Ravens	3	0:20	R. Rice 1 yd. run (J. Tucker kick)	5-37, 2:27	28-28
Broncos	4	7:11	D. Thomas 17 yd. pass from P. Manning (M. Prater kick)	10-88, 4:58	28-35
Ravens	4	0:31	J. Jones 70 yd. pass from J. Flacco (J. Tucker kick)	3-77, 0:38	35-35
Ravens	6	13:18	J. Tucker 47 yd. Field Goal	6-16, 2:33	38-35

OFFICIALS - Referee: Bill Vinovich (52), Umpire: Undrey Wash (96), Head Linesman: George Hayward (54), Line Judge: Ron Marinucci (107), Side Judge: Ronald Torbert (62), Field Judge: Bob Waggoner (25), Back Judge: Billy Smith (2)

TEAM STATISTICS

	RAVENS	BRONCOS
First Downs	21 (4-14-3)	30 (9-15-6)
Third Downs	7-17 (41%)	7-16 (44%)
Fourth Downs	0-1 (0%)	1-1 (100%)
Total Net Yards	479	398
Plays - Average	74-6.5	87-4.6
Net Yds Rushing	155	125
Rushes - Average	39-4.0	41-3.0
Net Yards Passing	324	273
Att. - Yds Lost - Gross Pass.	1-7-331	3-17-290
Passes Att. - Comp. - INT	34-18-0	43-28-2
Red Zone	1-1 (100%)	3-3 (100%)
Goal-to-Go	1-1 (100%)	0-0 (0%)
Punts - Avg.	8-48.3	5-48.8
Penalties - Yards	8-56	10-87
Fumbles - Lost	1-1	2-1
Time of Possession	36:36	40:06

INDIVIDUAL STATISTICS

RAVENS											BRONCOS										
RUSHING											RUSHING										
	ATT	YDS	AVG	LG	TD		ATT	YDS	AVG	LG	TD										
R. Rice	30	131	4.4	32	1	R. Hillman	22	83	3.8	11	0										
B. Pierce	5	14	2.8	4	0	K. Moreno	10	32	3.2	8	0										
J. Flacco	2	7	3.5	7	0	J. Hester	8	11	1.4	2	0										
V. Leach	1	3	3.0	3	0	P. Manning	1	-1	-1.0	-1	0										
T. Smith	1	0	0.0	0	0																
Total	39	155	4.0	32	1	Total	41	125	3.0	11	0										
PASSING											PASSING										
	ATT	CMP	YDS	SK/YD	TD	LG	IN	RT		ATT	CMP	YDS	SK/YD	TD	LG	IN	RT				
J. Flacco	34	18	331	1/7	3	70	0	116.2	P. Manning	43	28	290	3/17	3	32	2	88.3				
Total	34	18	331	1/7	3	70	0	116.2	Total	43	28	290	3/17	3	32	2	88.3				
RECEIVING											RECEIVING										
	REC	YDS	AVG	LG	TD		REC	YDS	AVG	LG	TD										
A. Boldin	6	71	11.8	19	0	E. Decker	6	84	14.0	32	0										
T. Smith	3	98	32.7	59	2	J. Dreesen	6	46	7.7	11	0										
D. Pitta	3	55	18.3	24	0	J. Tammie	3	44	14.7	21	0										
E. Dickson	3	29	9.7	14	0	D. Thomas	3	37	12.3	17	1										
J. Jones	2	77	38.5	70	1	B. Stokley	3	27	9.0	15	1										
V. Leach	1	1	1.0	1	0	R. Hillman	3	20	6.7	11	0										
						K. Moreno	2	21	10.5	14	1										
						J. Hester	1	7	7.0	7	0										
						M. Willis	1	4	4.0	4	0										
Total	18	331	18.4	70	3	Total	28	290	10.4	32	3										
INTERCEPTIONS											INTERCEPTIONS										
	NO	YDS	AVG	LG	TD		NO	YDS	AVG	LG	TD										
C. Graham	2	39	19.5	39	1		0	0	0	0	0										
Total	2	39	19.5	39	1	Total	0	0	0	0	0										
SACKS											SACKS										
T. Suggs	2-8	P. McPhee	1-9			E. Dumervil	0.5-3.5	V. Miller	0.5-3.5												



AFC CHAMPIONSHIP: RAVENS 28, PATRIOTS 13

Baltimore (13-6) · Patriots (13-5)

Sunday, January 20, 2013 · 6:40 PM ET · Gillette Stadium · Foxborough, MA
Weather: 41°, Clear, Wind NW 18-28 mph · Attendance: 68,756 · Time: 3:07



The Baltimore Ravens earned a trip to their second Super Bowl in franchise history, defeating the No. 2 seed Patriots, 28-13, in the AFC Championship. The Ravens' defense shut out the NFL's No. 1-ranked and highest-scoring offense in the second half, and QB Joe Flacco, who has 8 TDs and zero INTs in the playoffs, threw three TDs in leading Baltimore to victory. The Ravens held New England to a K Stephen Gostkowski 31-yard field goal on four first-quarter possessions. Then, Flacco led the team on a 13-play, 90-yard scoring drive to open the second quarter, capped by a RB Ray Rice 2-yard TD run. New England struck back with a QB Tom Brady-to-WR Wes Welker 1-yard TD, making the score 10-7. After another Gostkowski field goal (25 yards), the Patriots took a 13-7 lead at halftime. Early in the third period, Flacco hit TE Dennis Pitta with a 5-yard TD pass, giving Baltimore a 14-13 lead. Flacco was 6 for 9 for 64 yards on the 72-yard scoring drive. The Ravens' defense was stout, forcing the Patriots to punt on both third-quarter possessions, while the offense continued to put points on the board, including Flacco's second TD, a three-yard pass to a leaping WR Anquan Boldin in the back of the end zone early in the fourth quarter. After the Ravens forced a RB Stevan Ridley fumble, Flacco hit Boldin again on an 11-yard toss, giving the Ravens a 28-13 lead and the final margin. Baltimore's defense sealed the game with 2 INTs on New England's final two possessions. The Ravens held Brady to a 62.3 QB rating, his fourth-worst in 24 career postseason games. The Brady-led Pats had been 67-0 at home when leading at halftime.

BALTIMORE RAVENS

OFFENSE

WR 82	T. Smith
WR 81	A. Boldin
LT 78	B. McKinnie
LG 72	K. Osemele
C 77	M. Birk
RG 73	M. Yanda
RT 74	M. Oher
TE 84	E. Dickson
TE 88	D. Pitta
QB 5	J. Flacco
RB 27	R. Rice

DEFENSE

DT 92	H. Ngata
NT 96	M. Kemoeatu
DE 99	P. Kruger
RUSH 55	T. Suggs
WILL 59	D. Ellerbe
MIKE 52	R. Lewis
DB 23	C. Brown
LCB 24	C. Graham
SS 31	B. Pollard
FS 20	E. Reed
RCB 29	C. Williams

NEW ENGLAND PATRIOTS

OFFENSE

WR 83	W. Welker
LT 77	N. Solder
LG 70	L. Mankins
C 62	R. Wendell
RG 63	D. Connolly
RT 76	S. Vollmer
WR 85	B. Lloyd
QB 12	T. Brady
RB 22	S. Ridley
TE 47	M. Hoomanawanui
TE 81	A. Hernandez

DEFENSE

LE 94	J. Francis
DT 75	V. Wilfork
DT 74	K. Love
RE 50	R. Ninkovich
LB 51	J. Mayo
LB 55	B. Spikes
LB 54	D. Hightower
LCB 31	A. Talib
RCB 37	A. Dennard
S 28	S. Gregory
S 32	D. McCourty

GAME SUMMARY

	1	2	3	4	OT	TOTAL	FIELD GOALS (MADE) & MISSED
BALTIMORE	0	7	7	14	-	28	None
NEW ENGLAND	3	10	0	0	-	13	S. Gostkowski (31, 25)

TEAM	QTR	TIME	PLAY DESCRIPTION (extra point)	DRIVE	SCORE
Patriots	1	6:21	S. Gostkowski 31 yd. Field Goal	13-67, 5:03	0-3
Ravens	2	9:28	R. Rice 2 yd. run (J. Tucker kick)	13-90, 5:51	7-3
Patriots	2	4:18	W. Welker 1 yd. pass from T. Brady (S. Gostkowski kick)	11-79, 5:10	7-10
Patriots	2	0:00	S. Gostkowski 25 yd. Field Goal	9-36, 2:32	7-13
Ravens	3	6:14	D. Pitta 5 yd. pass from J. Flacco (J. Tucker kick)	10-87, 3:49	14-13
Ravens	4	14:56	A. Boldin 3 yd. pass from J. Flacco (J. Tucker kick)	10-63, 4:50	21-13
Ravens	4	11:13	A. Boldin 11 yd. pass from J. Flacco (J. Tucker kick)	4-47, 1:33	28-13

OFFICIALS – Referee: Bill Leavy (127), Umpire: Chad Brown (31), Head Linesman: Tony Veteri (36), Line Judge: Jeff Seeman (45), Side Judge: Doug Rosenbaum (67), Field Judge: Scott Steenson (88), Back Judge: Perry Paganelli (46)

TEAM STATISTICS

	RAVENS	PATRIOTS
First Downs	25 (9-15-1)	28 (6-19-3)
Third Downs	5-12 (42%)	7-15 (47%)
Fourth Downs	0-0 (0%)	1-2 (50%)
Total Net Yards	356	428
Plays – Average	71-5.0	82-5.2
Net Yds Rushing	121	108
Rushes – Average	33-3.7	28-3.9
Net Yards Passing	235	320
Att. – Yds Lost – Gross Pass.	2-5-240	0-0-320
Passes Att. – Comp. – INT	36-21-0	54-29-2
Red Zone	4-4 (100%)	1-4 (25%)
Goal-to-Go	3-3 (100%)	1-2 (50%)
Punts – Avg.	7-44.7	5-35.8
Penalties – Yards	5-60	4-40
Fumbles – Lost	1-0	1-1
Time of Possession	31:06	28:54

INDIVIDUAL STATISTICS

RAVENS											PATRIOTS										
RUSHING											RUSHING										
	ATT	YDS	AVG	LG	TD		ATT	YDS	AVG	LG	TD										
B. Pierce	9	52	5.8	11	0	S. Ridley	18	70	3.9	9	0										
R. Rice	19	48	2.5	9	1	S. Vereen	4	16	4.0	7	0										
J. Flacco	3	12	4.0	14	0	D. Woodhead	3	11	3.7	7	0										
V. Leach	2	9	4.5	5	0	A. Hernandez	1	6	6.0	6	0										
Total	33	121	3.7	14	1	Total	28	108	3.9	9	0										
PASSING											PASSING										
	ATT	CMP	YDS	SK/YD	TD	LG	IN	RT		ATT	CMP	YDS	SK/YD	TD	LG	IN	RT				
J. Flacco	36	21	240	2/5	3	26	0	106.2	T. Brady	54	29	320	0/0	1	36	2	62.3				
Total	36	21	240	2/5	3	26	0	106.3	Total	54	29	320	0/0	1	36	2	62.3				
RECEIVING											RECEIVING										
	REC	YDS	AVG	LG	TD		REC	YDS	AVG	LG	TD										
A. Boldin	5	60	12.0	26	2	A. Hernandez	9	83	9.2	17	0										
D. Pitta	5	55	11.0	22	1	W. Welker	8	117	14.6	36	1										
T. Smith	4	69	17.3	25	0	B. Lloyd	7	70	10.0	16	0										
R. Rice	3	22	7.3	15	0	S. Vereen	2	22	11.0	13	0										
V. Leach	2	20	10.0	17	0	D. Branch	2	16	8.0	10	0										
B. Pierce	1	8	8.0	8	0	D. Woodhead	1	12	12.0	12	0										
J. Jones	1	6	6.0	6	0	Total	29	320	11.0	36	1										
Total	21	240	11.4	26	3	Total	29	320	11.0	36	1										
INTERCEPTIONS											INTERCEPTIONS										
	NO	YDS	AVG	LG	TD		NO	YDS	AVG	LG	TD										
D. Ellerbe	1	2	2.0	2	0																
C. Williams	1	0	0.0	0	0	Total	0	0	0	0	0										
Total	2	2	1.0	2	0	Total	0	0	0	0	0										
SACKS											SACKS										
None											R. Ninkovich 2-5										



SUPER BOWL XLVII: RAVENS 34, 49ERS 31

Baltimore (14-6) · San Francisco (13-5-1)

Sunday, February 3, 2013 · 5:31 PM CT · Mercedes-Benz Superdome · New Orleans

Weather: Indoors · Attendance: 71,024 · Time: 4:14



After taking an early 28-6 lead, the Baltimore Ravens needed a goal-line stand to clinch their second World Championship title, defeating the San Francisco 49ers, 34-31, in Super Bowl XLVII. The Ravens' defense delivered the critical stand late in the fourth quarter, overcoming a furious second-half comeback and a 34-minute power outage. For the first time in any of the four major pro sports, two head-coaching brothers (John and Jim Harbaugh) faced each other in a championship game. QB Joe Flacco threw 3 TD passes and was named the game's MVP. Following a San Francisco three-and-out, Flacco hit WR Anquan Boldin with a 13-yard TD pass on Baltimore's first drive. Then, on the 49ers' second possession, the Ravens sacked QB Colin Kaepernick on third down, forcing a K David Akers' 36-yard field goal. Flacco's second TD came on a 1-yard toss to TE Dennis Pitta, making the score 14-3. Then, late in the second quarter, Flacco connected for a 56-yard score with WR Jacoby Jones, who secured a long pass, then jumped up and dove into the end zone after eluding two defenders on the way. Akers kicked a second field goal (27 yards) just before the half, making the score 21-6. The second half started with a Jones 108-yard kickoff return for a TD that gave the Ravens a 28-6 lead. Shortly thereafter, half of the stadium lost power, and a 34-minute delay ensued. When play resumed, the 49ers stole the momentum, starting with a 31-yard TD from Kaepernick to WR Michael Crabtree. After a Ravens' three-and-out and a strong punt return by WR Ted Ginn, RB Frank Gore capitalized with a six-yard TD run, making the score 28-20. Following a RB Ray Rice fumble, Akers kicked his third FG (34 yards), but the Ravens answered right back early in the fourth quarter with a K Justin Tucker 19-yard FG, making the score 31-23. The 49ers then drove quickly down the field and scored on a Kaepernick 15-yard run, closing the gap to 31-29 after a failed two-point attempt. Tucker added a 38-yard FG on Baltimore's next possession, making the score 34-29. The Ravens then took a safety following the pivotal goal-line stand and tackled Ginn after a free kick, sealing the victory.

BALTIMORE RAVENS (Head Coach: John Harbaugh)

OFFENSE

WR	82	T. Smith
WR	81	A. Boldin
LT	78	B. McKinnie
LG	72	K. Osemele
C	77	M. Birk
RG	73	M. Yanda
RT	74	M. Oher
WR	12	J. Jones
QB	5	J. Flacco
FB	44	V. Leach
RB	27	R. Rice

DEFENSE

DT	92	H. Ngata
NT	96	M. Kemoeatu
DE	97	A. Jones
RUSH	55	T. Suggs
WILL	59	D. Ellerbe
MIKE	52	R. Lewis
SAM	91	C. Upshaw
LCB	24	C. Graham
SS	31	B. Pollard
FS	20	E. Reed
RCB	29	C. Williams

SAN FRANCISCO 49ERS (Head Coach: Jim Harbaugh)

OFFENSE

WR	15	M. Crabtree
LT	74	J. Staley
LG	77	M. Iupati
C	59	J. Goodwin
RG	75	A. Boone
RT	76	A. Davis
TE	85	V. Davis
WR	84	R. Moss
TE	46	D. Walker
RB	21	F. Gore
QB	7	C. Kaepernick

DEFENSE

LDT	91	R. McDonald
NT	90	I. Sopoaga
RDT	94	J. Smith
OLB	55	A. Brooks
ILB	53	N. Bowman
ILB	52	P. Willis
OLB	99	Ald. Smith
LCB	22	C. Rogers
RCB	25	T. Brown
FS	38	D. Goldson
SS	31	D. Whitner

GAME SUMMARY

	1	2	3	4	OT	TOTAL	FIELD GOALS (MADE) & MISSED
BALTIMORE	7	14	7	6	-	34	J. Tucker (19, 38)
SAN FRANCISCO	3	3	17	8	-	31	D. Akers (36, 27, 34)

TEAM	QTR	TIME	PLAY DESCRIPTION (extra point)	DRIVE	SCORE
Ravens	1	10:36	A. Boldin 13 yd. pass from J. Flacco (J. Tucker kick)	6-51, 2:29	7-0
49ers	1	3:58	D. Akers 36 yd. Field Goal	12-62, 6:38	7-3
Ravens	2	7:10	D. Pitta 1 yd. pass from J. Flacco (J. Tucker kick)	10-75, 4:43	14-3
Ravens	2	1:45	J. Jones 56 yd. pass from J. Flacco (J. Tucker kick)	3-56, 0:22	21-3
49ers	2	0:00	D. Akers 27 yd. Field Goal	8-71, 1:45	21-6
Ravens	3	14:49	J. Jones 108 yd. kickoff return (J. Tucker kick)	0-0, 0:11	28-6
49ers	3	7:20	M. Crabtree 31 yd. pass from C. Kaepernick (D. Akers kick)	7-80, 3:06	28-13
49ers	3	4:59	F. Gore 6 yd. run (D. Akers kick)	2-20, 0:48	28-20
49ers	3	3:10	D. Akers 34 yd. Field Goal	4-8, 1:00	28-23
Ravens	4	12:54	J. Tucker 19 yd. Field Goal	12-71, 5:16	31-23
49ers	4	9:57	C. Kaepernick 15 yd. run (pass failed)	5-76, 2:57	31-29
Ravens	4	4:19	J. Tucker 38 yd. Field Goal	10-59, 5:38	34-29
49ers	4	0:04	S. Koch OB in end zone, forced by C. Culliver, for a Safety		34-31

OFFICIALS – Referee: Jerome Boger (23), Umpire: Darrell Jenkins (76), Head Linesman: Steve Stelljes (22), Line Judge: Byron Boston (18), Side Judge: Joe Larrew (73), Field Judge: Craig Wroldstad (4), Back Judge: Dino Paganelli (105)

TEAM STATISTICS

	RAVENS	49ERS
First Downs	21 (6-13-2)	23 (9-13-1)
Third Downs	9-16 (56%)	2-9 (22%)
Fourth Downs	0-2 (0%)	0-1 (0%)
Total Net Yards	367	468
Plays – Average	70-5.2	60-7.8
Net Yds Rushing	93	182
Rushes – Average	35-2.7	29-6.3
Net Yards Passing	274	286
Att. – Yds Lost – Gross Pass.	2-13-287	3-16-302
Passes Att. – Comp. – INT	33-22-0	28-16-1
Red Zone	2-4 (50%)	2-6 (33%)
Goal-to-Go	1-2 (50%)	1-3 (33%)
Punts – Avg.	3-47.0	3-53.0
Penalties – Yards	2-20	5-33
Fumbles – Lost	2-1	1-1
Time of Possession	32:23	27:37

INDIVIDUAL STATISTICS

RAVENS

RUSHING	ATT	YDS	AVG	LG	TD
R. Rice	20	59	3.0	12	0
B. Pierce	12	33	2.8	8	0
J. Tucker	1	8	8.0	8	0
V. Leach	1	1	1.0	1	0
S. Koch	1	-8	-8.0	-8	0
Total	35	93	2.7	12	0

PASSING	ATT	CMP	YDS	SK/YD	TD	LG	IN	RT
J. Flacco	33	22	287	2/13	3	56	0	124.2
Total	33	22	287	2/13	3	56	0	124.2

RECEIVING	REC	YDS	AVG	LG	TD
A. Boldin	6	104	17.3	30	1
D. Pitta	4	26	6.5	9	1
R. Rice	4	19	4.8	7	0
V. Leach	3	10	3.3	8	0
E. Dickson	2	37	18.5	23	0
T. Smith	2	35	17.5	20	0
J. Jones	1	56	56.0	56	1
Total	22	287	13.0	56	3

INTERCEPTIONS	NO	YDS	AVG	LG	TD
E. Reed	1	6	6.0	6	0
Total	1	6	6.0	6	0

SACKS	NO	YDS	AVG	LG	TD
P. Kruger	2	10			
A. Jones	1	6			

49ERS

RUSHING	ATT	YDS	AVG	LG	TD
F. Gore	19	110	5.8	33	1
C. Kaepernick	7	62	8.9	15	1
L. James	3	10	3.3	9	0
Total	29	182	6.3	33	2

PASSING	ATT	CMP	YDS	SK/YD	TD	LG	IN	RT
C. Kaepernick	28	16	302	3/16	1	32	1	91.7
Total	28	16	302	3/16	1	32	1	91.7

RECEIVING	REC	YDS	AVG	LG	TD
V. Davis	6	104	17.3	29	0
M. Crabtree	5	109	21.8	31	1
D. Walker	3	48	16.0	28	0
R. Moss	2	41	20.5	32	0
T. Ginn	0	0	0.0	0	0
Total	16	302	18.9	32	1

INTERCEPTIONS	NO	YDS	AVG	LG	TD
Total	0	0	0	0	0

SACKS	NO	YDS	AVG	LG	TD
A. Brooks	1	8			
R. McDonald	1	5			



– PLAYER BIOS –

35

ANTHONY ALLEN

RUNNING BACK | 6-1 | 223

COLLEGE: GEORGIA TECH
EXP. (NFL/RAVENS): 2/2

HS: JESUIT (TAMPA, FL)
GP/GS (PLAYOFFS): 21/0 (4/0)

BORN: 8/6/88, TAMPA, FL

2012 POSTSEASON HIGHLIGHTS: Played in all four playoff games, finishing second on the team with 3 special teams tackles

- Led the Ravens with 2 special teams tackles and threw the lead block on Jacoby Jones' 108-yard KOR for a TD in the 34-31 victory in **Super Bowl XLVII vs. SF (2/3/13)**
- Posted a solo special teams tackle in the 28-13 victory in the **AFC Championship at NE (1/20/13)**
- Saw action on special teams before leaving the game with a concussion in the 38-35 double-overtime win in the **Divisional game at Den. (1/12/13)**
- Played in his first-career postseason game and was the lead blocker on KORs, allowing Jacoby Jones to average 30.0 yards per return (2 for 60) in the **Wild Card game vs. Ind. (1/6/13)**

2012 SEASON HIGHLIGHTS: Saw action in all 16 games, setting career highs in rushes (16), rushing yards (61), scored his first-career TD and pulled in his first-career reception (finished with 2 for 12 yards)...Also finished second on the team with a career-high 12 special teams tackles

- Established career highs in carries (10), rushing yards (41) and scored his first-career TD (2-yard rush) in **game 16 at Cin. (12/30)**...Also hauled in a reception for a career-high 7 yards
- Carried the ball 1 time for 7 yards and pulled in his first-career reception (good for 5 yards and a first down) in the 33-14 victory in **game 15 vs. NYG (12/23)**
- Recorded a KOR for 18 yards and had a solo special teams tackle in the 13-10 victory in **game 10 at Pit. (11/18)**
- Led the team with a career-high 3 special teams tackles and saw action from scrimmage in the 55-20 victory in **game 9 vs. Oak. (11/11)**

CAREER HIGHLIGHTS:

- Set career highs with 10 rushing attempts for 41 yards, and scored his first-career TD at Cin. (12/30/12)
- Recorded his first-career NFL carry (finished with 3 attempts for 8 yards) at STL (9/25/11)
- Played in his first-career NFL game vs. Pit. (9/11/11)

2012

GAME-BY-GAME OFFENSE

RAVENS Date/Opp.	RUSHING					RECEIVING				
	No.	Yds.	Avg.	LG	TD	No.	Yds.	Avg.	LG	TD
9/10 vs. Cin.	4	13	3.3	7	0	0	0	0.0	0	0
9/16 @ Phi.	0	0	0.0	0	0	0	0	0.0	0	0
9/23 vs. NE	0	0	0.0	0	0	0	0	0.0	0	0
9/27 vs. Cle.	0	0	0.0	0	0	0	0	0.0	0	0
10/7 @ KC	1	0	0.0	0	0	0	0	0.0	0	0
10/14 vs. Dal.	0	0	0.0	0	0	0	0	0.0	0	0
10/21 @ Hou.	0	0	0.0	0	0	0	0	0.0	0	0
11/4 @ Cle.	0	0	0.0	0	0	0	0	0.0	0	0
11/11 vs. Oak.	0	0	0.0	0	0	0	0	0.0	0	0
11/18 @ Pit.	0	0	0.0	0	0	0	0	0.0	0	0
11/25 @ SD	0	0	0.0	0	0	0	0	0.0	0	0
12/2 vs. Pit.	0	0	0.0	0	0	0	0	0.0	0	0
12/9 @ Was.	0	0	0.0	0	0	0	0	0.0	0	0
12/16 vs. Den.	0	0	0.0	0	0	0	0	0.0	0	0
12/23 vs. NYG	1	7	7.0	7	0	1	5	5.0	5	0
12/30 @ Cin.	10	41	4.1	20	1	1	7	7.0	7	0
Totals	16	61	3.8	20	1	2	12	6.0	7	0
Playoffs										
1/6/13 vs. Ind.	0	0	0.0	0	0	0	0	0.0	0	0
1/12/13 @ Den.	0	0	0.0	0	0	0	0	0.0	0	0
1/20/13 @ NE	0	0	0.0	0	0	0	0	0.0	0	0
2/3/13 @ SF	0	0	0.0	0	0	0	0	0.0	0	0
Totals	0	0	0.0	0	0	0	0	0.0	0	0

2012

GAME-BY-GAME SPECIAL TEAMS TACKLES

RAVENS Date/Opp.	TT	Solo	Asst.	FF	FR	BK
9/16 @ Phi.	1	1	0	0	0	0
9/23 vs. NE	0	0	0	0	0	0
9/27 vs. Cle.	0	0	0	0	0	0
10/7 @ KC	0	0	0	0	0	0
10/14 vs. Dal.	1	1	0	0	0	0
10/21 @ Hou.	1	1	0	0	0	0
11/4 @ Cle.	2	1	1	0	0	0
11/11 vs. Oak.	3	3	0	0	0	0
11/18 @ Pit.	1	1	0	0	0	0
11/25 @ SD	0	0	0	0	0	0
12/2 vs. Pit.	0	0	0	0	0	0
12/9 @ Was.	0	0	0	0	0	0
12/16 vs. Den.	1	1	0	0	0	0
12/23 vs. NYG	0	0	0	0	0	0
12/30 @ Cin.	1	1	0	0	0	0
Totals	12	11	1	0	0	0
Playoffs						
1/6/13 vs. Ind.	0	0	0	0	0	0
1/12/13 @ Den.	0	0	0	0	0	0
1/20/13 @ NE	1	1	0	0	0	0
2/3/13 @ SF	2	2	0	0	0	0
Totals	3	3	0	0	0	0

RAVENS 35 ANTHONY ALLEN

REGULAR SEASON

Year	Team	GP	GS	RUSHING					RECEIVING				
				No.	Yards	Avg.	LG	TD	No.	Yards	Avg.	LG	TD
2011	Baltimore	5	0	3	8	2.7	3	0	0	0	0.0	0	0
2012	Baltimore	16	0	16	61	3.8	20	1	2	12	6.0	7	0
Totals		21	0	19	69	3.6	20	1	2	12	6.0	7	0

SPECIAL TEAMS TACKLES (12): 2012 (12)

CAREER SINGLE-GAME HIGHS (REGULAR SEASON)

RUSHING

Carries:

10 (12/30/12 at Cin.)

Yardage:

41 (12/30/12 at Cin.)

Long Gain:

20 (12/30/12 at Cin.)

Touchdowns:

1 (12/30/12 at Cin.)

RECEIVING

Receptions:

1 2 times (last: 12/30/12 at Cin.)

Yardage:

7 (12/30/12 at Cin.)

Long Gain:

7 (12/30/12 at Cin.)

Touchdowns:

None

Additional Statistics: Has a KOR for 18 yards (11/18/12 at Pit.)

POSTSEASON

Year	Team	GP	GS	RUSHING					RECEIVING				
				No.	Yards	Avg.	LG	TD	No.	Yards	Avg.	LG	TD
2011	Baltimore	0	0	0	0	0.0	0	0	0	0	0.0	0	0
2012	Baltimore	4	0	0	0	0.0	0	0	0	0	0.0	0	0
Totals		4	0	0	0	0.0	0	0	0	0	0.0	0	0

86

BILLY BAJEMA

TIGHT END | 6-4 | 259

COLLEGE: OKLAHOMA ST.

BORN: 10/31/82, OKLAHOMA CITY, OK

HS: WESTMOORE (OKLAHOMA CITY, OK)

EXP: (NFL/RAVENS): 8/1

GP/GS (PLAYOFFS): 114/51 (4/0)

2012 POSTSEASON HIGHLIGHTS: Saw action in all four playoff games from scrimmage and on special teams

- Played on special teams and from scrimmage in the 34-31 victory in **Super Bowl XLVII vs. SF (2/3/13)**
- Saw action from scrimmage and on special teams in the 28-13 victory in the **AFC Championship at NE (1/20/13)**
- Played on special teams and from scrimmage in the 38-35 double-overtime win in the **Divisional game at Den. (1/12/13)**
- Saw action in his first-career postseason game, playing from scrimmage and on special teams in the **Wild Card game vs. Ind. (1/6/13)**

2012 SEASON HIGHLIGHTS: Saw action in eight games, helping the Ravens score the most points (398) in franchise history and post the second-most total yards (5,640) in team history (5,723 in 1996), including a career-high 3,817 passing yards by QB Joe Flacco and 1,143 yards and 9 TDs rushing by RB Ray Rice

- Saw action from scrimmage and helped the Ravens rush for 206 yards and 2 TDs, as they out-gained the Bengals 352 to 189 in **game 16 at Cin. (12/30)**
- Played from scrimmage for an offense that gained a season-high 533 yards (224 rushing and 309 passing), the third-highest output in team history, in the 33-14 victory in **game 15 vs. NYG (12/23)**
- Started in place of an injured Ed Dickson (knee) in **game 12 vs. Pit. (12/2)**

CAREER HIGHLIGHTS:

- Has 38 receptions for 398 yards and 2 TDs
- Produced 22 special teams tackles in his career

2012

GAME-BY-GAME OFFENSE

RAVENS Date/Opp.	RECEIVING					RUSHING				
	No.	Yds.	Avg.	LG	TD	No.	Yds.	Avg.	LG	TD
9/10 vs. Cin.			INACTIVE							
9/16 @ Phi.			INACTIVE							
9/23 vs. NE			INACTIVE							
9/27 vs. Cle.			INACTIVE							
10/7 @ KC			INACTIVE							
10/14 vs. Dal.	0	0	0.0	0	0	0	0	0.0	0	0
10/21 @ Hou.			INACTIVE							
11/4 @ Cle.			INACTIVE							
11/11 vs. Oak.			INACTIVE							
11/18 @ Pit.	0	0	0.0	0	0	0	0	0.0	0	0
11/25 @ SD	0	0	0.0	0	0	0	0	0.0	0	0
12/2 vs. Pit.	0	0	0.0	0	0	0	0	0.0	0	0
12/9 @ Was.	0	0	0.0	0	0	0	0	0.0	0	0
12/16 vs. Den.	0	0	0.0	0	0	0	0	0.0	0	0
12/23 vs. NYG	0	0	0.0	0	0	0	0	0.0	0	0
12/30 @ Cin.	0	0	0.0	0	0	0	0	0.0	0	0
Totals	0	0	0.0	0	0	0	0	0.0	0	0
Playoffs										
1/6/13 vs. Ind.	0	0	0.0	0	0	0	0	0.0	0	0
1/12/13 @ Den.	0	0	0.0	0	0	0	0	0.0	0	0
1/20/13 @ NE	0	0	0.0	0	0	0	0	0.0	0	0
2/3/13 @ SF	0	0	0.0	0	0	0	0	0.0	0	0
Totals	0	0	0.0	0	0	0	0	0.0	0	0

REGULAR SEASON

Year	Team	GP	GS	RECEIVING					RUSHING				
				No.	Yards	Avg.	LG	TD	No.	Yards	Avg.	LG	TD
2005	San Francisco	15	7	5	54	10.8	24	0	0	0	0.0	0	0
2006	San Francisco	16	6	0	0	0.0	0	0	0	0	0.0	0	0
2007	San Francisco	14	2	0	0	0.0	0	0	0	0	0.0	0	0
2008	San Francisco	16	10	2	34	17.0	29	0	0	0	0.0	0	0
2009	St. Louis	16	5	8	94	11.8	27	0	0	0	0.0	0	0
2010	St. Louis	13	8	14	145	10.4	26t	2	0	0	0.0	0	0
2011	St. Louis	16	12	9	71	7.9	19	0	0	0	0.0	0	0
2012	Baltimore	8	1	0	0	0.0	0	0	0	0	0.0	0	0
Totals		114	51	38	398	10.5	29	2	0	0	0.0	0	0

CAREER SINGLE-GAME HIGHS (REGULAR SEASON)

Receptions: 3 (3 times (last: 11/28/10 at Den.))
Yardage: 43 (11/1/09 at Det.)
Long gain: 29 (12/28/08 vs. Was.)
Touchdowns: 2 (11/28/10 at Den.)

POSTSEASON

Year	Team	GP	GS	RECEIVING					RUSHING				
				No.	Yards	Avg.	LG	TD	No.	Yards	Avg.	LG	TD
2012	Baltimore	4	0	0	0	0.0	0	0	0	0	0.0	0	0
Totals		4	0	0	0	0.0	0	0	0	0	0.0	0	0

77

MATT BIRK

CENTER | 6-4 | 310

COLLEGE: HARVARD

HS: CRETIN-DERHAM HALL (ST. PAUL, MN)

BORN: 7/23/76, ST. PAUL, MN

EXP. (NFL/RAVENS): 15/4

GP/GS (PLAYOFFS): 210/187 (18/15)

2012 POSTSEASON HIGHLIGHTS: (GP/GS: 4/4) Helped the Ravens average 410.3 yards per game during four playoff contests...Also protected QB Joe Flacco, allowing him to become the second player in NFL history (Joe Montana - 1989) to throw 11 TDs and 0 INTs during the playoffs

- Started at center and helped the Ravens produce 367 yards, including 287 yards passing and 3 TDs by Flacco (who was named MVP), in the 34-31 victory in **Super Bowl XLVII vs. SF (2/3/13)**
- Started at center and helped the Ravens produce 356 total yards in the 28-13 victory in the **AFC Championship at NE (1/20/13)**...The Ravens scored TDs on all 4 of their red zone appearances, including going 3-for-3 in goal-to-go situations against the Patriots
- Started at center and helped the Ravens gain a postseason franchise-record 479 yards of total offense, including helping Flacco post playoff franchise-records in yards (331) and passing TDs (3), with no INTs for a 116.2 QB rating in the 38-35 double-overtime win in the **Divisional game at Den. (1/12/13)**
- Started at center and helped the Ravens gain 439 yards of total offense, including helping Flacco earn a postseason franchise-record 125.6 QB rating (12-of-23 for 282 yards and 2 TDs) in the **Wild Card game vs. Ind. (1/6/13)**

2012 SEASON HIGHLIGHTS: (GP/GS: 16/16) Helped the Ravens score the most points (398) in franchise history and the second-most total yards (5,640) in team history (5,723 in 1996), including a career-high 3,817 passing yards by QB Joe Flacco and 1,143 yards and 9 TDs rushing by RB Ray Rice

- Started at center and helped the offense post a season-high 533 yards (224 rushing and 309 passing), the third-highest output in team history, in the 33-14 victory in **game 15 vs. NYG (12/23)**...Also helped two backs rush for 100 yards (Ray Rice - 107 and Bernard Pierce - 123) in the same game for the second time in team history (Le'Ron McClain - 139 and Willis McGahee - 108 on 12/20/08 at Dal.)
- Started at center and helped pave the way for 443 total yards by the Ravens, including 355 yards and 1 TD passing by QB Joe Flacco, in the 16-13 overtime victory in **game 11 at SD (11/25)**...The Ravens overcame a 13-3 deficit in the fourth quarter to tie the game with a FG as time expired...Ravens drove 69 yards in 12 plays on their second possession of overtime to kick a 38-yard game-winning FG with 1:07 left in the extra period
- Started at center and helped the Ravens post a franchise-record 55 points while racking up 419 total yards, including 341 passing, in the 55-20 victory in **game 9 vs. Oak. (11/11)**
- Started his 100th-consecutive game at center and helped protect Flacco, who threw for 356 yards and 1 TD, as well as rushing for a TD, in the 23-16 victory in **game 4 vs. Cle. (9/27)**
- Started at center and helped the Ravens produce 503 total yards (third-highest total in franchise history), including 382 yards and 3 TDs through the air by Flacco, in the 31-30 victory in **game 3 vs. NE (9/23)**...The Ravens had four scoring drives of 80 yards or more...Ravens did not allow a sack against the Patriots

CAREER HIGHLIGHTS:

- Super Bowl XLVII Champion (2012)
- Started 112-consecutive games to close out his career, producing the NFL's longest active streak among centers
- Helped the Ravens establish a franchise record for points with 398, as well as gaining 5,640 total yards (second-highest total in franchise history) in 2012
- Helped set a record for most TDs scored (47) in 2009...Ravens also added a team-record 22 rushing TDs
- Helped pave the way for the Vikings' offense to rank No. 1 in the NFL for the first time in franchise history (2003 - 393.4 ypg)
- Helped Minnesota's RB Adrian Peterson become the first Vikings' RB to lead the NFL in rushing (1,760 yards in 2008)

CAREER HONORS:

- Walter Payton NFL Man of the Year (2011)
- Six-time Pro Bowler (2000-01, 2003-04 and 2006-07)
- Named to *USA Today Sports Weekly's* All-Decade (2000s) Team
- *The Sporting News* All-Pro (2003)
- *Associated Press* second-team All-Pro (2003)
- *Pro Football Weekly's* All-NFC (2000 and 2003)

81

ANQUAN BOLDIN

WIDE RECEIVER | 6-1 | 220

COLLEGE: FLORIDA STATE
EXP. (NFL/RAVENS): 10/3

HS: PAHOKEE (FL)
GP/GS (PLAYOFFS): 140/137 (11/11)

BORN: 10/3/80, PAHOKEE, FL

2012 POSTSEASON HIGHLIGHTS: Led the team with a postseason career-high 22 receptions for 380 yards and 4 TDs, helping the Ravens average 410.3 yards per game during the playoffs...Boldin became the Ravens' all-time playoff leader in receptions (38) receiving yards (616) and TD receptions (6)

- Led the team with 6 receptions for 104 yards and 1 TD in the 34-31 victory in **Super Bowl XLVII vs. SF (2/3/13)**
- Pulled in 5 receptions for 60 yards and a postseason franchise-record-tying 2 TDs in the 28-13 victory in the **AFC Championship at NE (1/20/13)**
- Led the team with 6 receptions for 71 yards, as part of a postseason franchise-record 479 yards of total offense in the 38-35 double-overtime win in the **Divisional game at Den. (1/12/13)**...With his performance at Denver, Boldin became the Ravens' all-time playoff leader in receiving yards (452)
- Started and hauled in 5 receptions for a postseason franchise-record 145 receiving yards (29.0 avg.) and a TD in the **Wild Card game vs. Ind. (1/6/13)**...Boldin's 145 receiving yards are the most in a second half of an NFL playoff game since WR Jerry Rice posted 157 in Super Bowl XXIII (1/22/89)

2012 SEASON HIGHLIGHTS: Started 15 games and led the Ravens with 65 receptions for 921 yards and 4 TDs...Helped the Ravens scored the most points (398) in franchise history and post the second-most total yards (5,640) in team history (5,723 in 1996)... Boldin became the fourth player in NFL history to post at least 50 catches in the first 10 seasons of a career, and then surpassed 10,000 career receiving yards (10,165)

- Led the team with 7 receptions for 93 yards (before leaving the game in the third quarter with a shoulder injury), helping the offense post a season-high 533 yards (224 rushing and 309 passing), the third-highest output in team history, in the 33-14 victory in **game 15 vs. NYG (12/23)**
- Started, but did not record a reception in **game 14 vs. Den. (12/16)** for the first time since 12/23/05, breaking a streak of 106-consecutive games with a catch, the NFL's fifth-longest active streak at the time
- Netted 3 receptions for 78 yards and 2 TDs (his 11th-career multi-TD game), crossing the 10,000 career receiving yards plateau, in **game 13 at Was. (12/9)**
- Pulled in 2 receptions for 42 yards and had a crushing block, helping to free RB Ray Rice on a successful fourth-and-29 conversion, which led to the game-tying FG six plays later, in the 16-13 overtime victory in **game 11 at SD (11/25)**... Recorded his 50th catch of the season, becoming the fourth player in NFL history to post at least 50 catches in the first 10 seasons of a career
- Pulled in 4 receptions for 38 yards, surpassing 10,000 yards from scrimmage in the 55-20 victory in **game 9 vs. Oak. (11/11)**
- Led the team with 9 receptions (his most catches as a Raven and most in a game since 9/28/08) for 131 yards in the 23-16 victory in **game 4 vs. Cle. (9/27)**...It marked the sixth 100-yard game as a Raven and the 33rd of his career
- Netted 4 receptions for 63 yards, including a 34-yard TD, in the 44-13 win in **game 1 vs. Cin. (9/10)**

CAREER HIGHLIGHTS:

- Is the fastest player in NFL history to record 600 career receptions, reaching the milestone on 9/26/10 vs. Cle. in his 98th-career game, four games faster than the Colts' Marvin Harrison (102 games)
- Also holds the NFL record for the fastest to tally 500 career receptions, reaching the milestone on 12/14/08 vs. Min. in his 80th-career game, nine games faster than Denver's Lionel Taylor (89 games)
- Was the fastest in NFL history to reach 400 career receptions, connecting against Atlanta (12/23/07) in his 67th-career game, five games faster than the previous record holder (Hall of Famer Kellen Winslow Sr.)
- Recorded the 700th reception of his career at Cle. (12/4/11), reaching the milestone in his 123rd game (third fastest all time: Marvin Harrison - 114 and Andre Johnson - 120)
- Finished his Cardinals career as the franchise's all-time receptions leader (586, since broken by Larry Fitzgerald)...Also ranks third in receiving yards (7,520) and fifth in receiving TDs (44)
- Along with Larry Fitzgerald (2005, 2007-09) and Mel Gray (1974-77), Boldin is one of three WRs in Cardinals franchise history with three or more Pro Bowl selections
- In 2003, set NFL rookie records for the most pass receptions (101), most receiving yards in the first game of a career (217) and the Cardinals' then-single-season receptions record (101) en route to Offensive Rookie of the Year honors
- Reached the 4,000-yard receiving mark in his 48th career game and became the third-fastest player in NFL history to reach the milestone behind Lance Alworth (42) and Randy Moss (47); Charley Hennigan and Jerry Rice also did it in 48 games
- Despite missing two games in the middle of the 2005 season, caught 102 passes, breaking his previous personal best and franchise record of 101 (2003)
- Boldin joined Pro Football Hall of Famer James Lofton (1978) and Terrell Owens (2004) as the only players in NFL history with 3 TDs receptions in the first home game of a season with a new team
- Won his first Player of the Week Award (Week 3, 2010); He was the first Baltimore wide receiver to win Offensive Player of the Week since Qadry Ismail in 1999 (Week 14)
- Is the Ravens' all-time playoff leader in receptions (38) receiving yards (616) and TD receptions (6)

CAREER HONORS:

- Three-time Pro Bowler (2003, 2006 and 2008)
- AFC Offensive Player of the Week (Week 3, 2010)
- NFL Offensive Rookie of the Year (2003)

81 ANQUAN BOLDIN

2012

GAME-BY-GAME OFFENSE

RAVENS Date/Opp.	RECEIVING					RUSHING				
	No.	Yds.	Avg.	LG	TD	No.	Yds.	Avg.	LG	TD
9/10 vs. Cin.	4	63	15.8	34t	1	1	3	3.0	3	0
9/16 @ Phi.	2	7	3.5	7	0	0	0	0.0	0	0
9/23 vs. NE	4	48	12.0	24	0	0	0	0.0	0	0
9/27 vs. Cle.	9	131	14.6	28	0	0	0	0.0	0	0
10/7 @ KC	4	82	20.5	43	0	0	0	0.0	0	0
10/14 vs. Dal.	5	98	19.6	31	0	0	0	0.0	0	0
10/21 @ Hou.	3	24	8.0	10	0	0	0	0.0	0	0
11/4 @ Cle.	5	57	11.4	21	0	0	0	0.0	0	0
11/11 vs. Oak.	4	38	9.5	19	0	0	0	0.0	0	0
11/18 @ Pit.	8	79	9.9	23	0	0	0	0.0	0	0
11/25 @ SD	2	42	21.0	23	0	0	0	0.0	0	0
12/2 vs. Pit.	5	81	16.2	31	1	0	0	0.0	0	0
12/9 @ Was.	3	78	26.0	31t	2	0	0	0.0	0	0
12/16 vs. Den.	0	0	0.0	0	0	0	0	0.0	0	0
12/23 vs. NYG	7	93	13.3	39	0	0	0	0.0	0	0
12/30 @ Cin.	INACTIVE - COACH'S DECISION					--	--	--	--	--
Totals	65	921	14.2	43	4	1	3	3.0	3	0
Playoffs										
1/6/13 vs. Ind.	5	145	29.0	50	1	0	0	0.0	0	0
1/12/13 @ Den.	6	71	11.8	19	0	0	0	0.0	0	0
1/20/13 @ NE	5	60	12.0	26	2	0	0	0.0	0	0
2/3/13 @ SF	6	104	17.3	30	1	0	0	0.0	0	0
Totals	22	380	17.3	50	4	0	0	0.0	0	0

REGULAR SEASON

Year	Team	GP	GS	RECEIVING					RUSHING				
				No.	Yards	Avg.	LG	TD	No.	Yards	Avg.	LG	TD
2003	Arizona	16	16	*101	*1,377	*13.6	71t	*8	5	40	8.0	23	0
2004	Arizona	10	9	56	623	11.1	31t	1	1	3	3.0	3	0
2005	Arizona	14	14	102	1,402	13.7	54t	7	12	45	3.8	11	0
2006	Arizona	16	16	*83	*1,203	14.5	64	4	5	28	5.6	18	0
2007	Arizona	12	11	71	853	12.0	44t	9	1	14	14.0	14	0
2008	Arizona	12	11	89	1,038	11.7	79t	11	9	67	7.4	30	0
2009	Arizona	15	15	84	1,024	12.2	44	4	3	12	4.0	5t	1
2010	Baltimore	16	16	*64	*837	13.1	61	*7	2	2	1.0	3	0
2011	Baltimore	14	14	57	*887	15.6	56	3	0	0	0.0	0	0
2012	Baltimore	15	15	*65	*921	14.2	43	4	1	3	3.0	3	0
Totals		140	137	772	10,165	13.2	79t	58	39	214	5.5	30	1

*LED TEAM

SPECIAL TEAMS TACKLES (24): 2007 (8); 2008 (9); 2009 (7)

CAREER SINGLE-GAME HIGHS (REGULAR SEASON)

RECEIVING	RUSHING
Receptions:	Carries:
14 (9/23/07 at Bal.)	3 2 times (last: 11/10/08 vs. SF)
Yardage:	Yardage:
217 (9/7/03 at Det.)	30 (10/26/08 at Car.)
Long Gain:	Long Gain:
79t (9/14/08 vs. Mia.)	30 (10/26/08 at Car.)
Touchdowns:	Touchdowns:
3 2 times (last: 9/26/10 vs. Cle.)	1 (12/20/09 at Det.)

100-yard Receiving Games: 33 (last: 138 yards, 9/27/12 vs. Cle.)

Additional Statistics: Has 20 punt returns for 130 yards...Also has 3 passing attempts (1-of-3 for -6 yards, including 1 INT).

POSTSEASON

Year	Team	GP	GS	RECEIVING					RUSHING						
				No.	Yards	Avg.	LG	TD	No.	Yards	Avg.	LG	TD		
2008	Arizona	3	3	14	190	13.6	71t	1	0	0	0.0	0	0		
2009	Arizona	--	--	INACTIVE - ANKLE/KNEE							--	--	--	--	--
2010	Baltimore	2	2	6	62	10.3	27	1	0	0	0.0	0	0		
2011	Baltimore	2	2	10	174	17.4	37	1	0	0	0.0	0	0		
2012	Baltimore	4	4	22	380	17.3	50	4	0	0	0.0	0	0		
Totals		11	11	52	806	15.5	71t	7	0	0	0.0	0	0		

RAVENS RANTS: ANQUAN BOLDIN

BOASTIN' ABOUT BOLDIN



Three-time Pro Bowl WR **Anquan Boldin** has 772 career catches for 10,165 yards and 58 TDs, producing 72.6 receiving yards per game (third-best mark among active players). In 2012, Boldin tallied team highs of 65 catches and 921 receiving yards, adding 4 TDs.

AVERAGE RECEPTIONS PER GAME

(ACTIVE NFL PLAYERS)

Rec./G	Player
5.9	Andre Johnson (Hou.)
5.7	Brandon Marshall (Chi.)
5.5	Anquan Boldin (Bal.)
5.5	Larry Fitzgerald (Ari.)
5.5	Wes Welker (NE)
5.2	Marques Colston (NO)
5.1	Reggie Wayne (Ind.)

NFL'S MOST RECEIVING YARDS PER GAME

(Active Players / Min. 100 Games)

Rk.	Player	GP	Rec.	Yards	TD	YPG
1.	Andre Johnson	138	818	11,254	56	81.6
2.	Larry Fitzgerald	140	764	10,413	77	74.4
3.	Anquan Boldin	140	772	10,165	58	72.6
4.	Marques Colston	102	532	7,394	58	72.5
	Brandon Marshall	107	612	7,755	45	72.5

Boldin Quick Hits:

- With 131 yards on 9 catches in the 2012 Week 4 win vs. Cleveland, Boldin now owns 33 career 100-yard receiving games.
- Boldin's six 100-yard games as a Raven rank third in team history: Mark Clayton (9), Derrick Mason and Derrick Alexander (7 each).
- Boldin (772) is one of nine active players with 750 receptions.

BOLDIN'S TREMENDOUS 10

WR **Anquan Boldin** is one of just four players in NFL history to start a career with 10-straight seasons of at least 50 receptions. In 2012, Boldin posted team highs of 65 catches and 921 receiving yards, with each mark ranking as a Ravens' personal career high.

CONSECUTIVE 50-PLUS CATCH SEASONS TO BEGIN A CAREER

(NFL History/Since 1970 Merger)

Rk.	Player	Consec. Seasons	Years
1.	Marvin Harrison (Ind.)	11	1996-2006
	Torry Holt (STL)	11	1999-2009
3.	Gary Clark (Was., Pho./Ari.)	10	1985-94
4.	Anquan Boldin (Ari., Bal.)	10	2003-12
5.	Larry Fitzgerald (Ari.)	9	2004-12
6.	LaDainian Tomlinson (SD)	8	2001-08

FASTEST TO 400, 500 & 600

WR **Anquan Boldin** is the fastest player in NFL history to reach 400, 500 and 600 catches. In 2011's Week 13 win at Cleveland, he (123 games) hit the 700 milestone, becoming the third fastest (Marvin Harrison - 114 and Andre Johnson - 120) to hit the coveted mark.

FASTEST TO REACH 600 RECEPTIONS / NFL HISTORY

Player	Team With	No. of Games
Anquan Boldin	Baltimore	98
Marvin Harrison	Indianapolis	102
Andre Johnson	Houston	104
Larry Fitzgerald	Arizona	106

FASTEST TO 400		FASTEST TO 500		FASTEST TO 600	
Player	Gm	Player	Gm	Player	Gm
Anquan Boldin	67	Anquan Boldin	80	Anquan Boldin	98
Kellen Winslow Sr.	72	Larry Fitzgerald	87	Marvin Harrison	102

BOLDIN IS SUPER

Ravens WR **Anquan Boldin** posted 22 catches for 380 yards and 4 TDs during the 2012 postseason, averaging 17.3 yards per catch and 95.0 yards per game. Boldin's 380 yards rank seventh in NFL single-season playoff history, while his 22 catches tie four other players for the sixth-best postseason mark.

ANQUAN BOLDIN'S PLAYOFF PRODUCTION

(2012 Playoffs)

Date/Game	Rec.	Yards	Avg.	TD	1st
1/06/13 vs. Ind. (WC)	5	145	29.0	1	5
1/12/13 at Den. (Div.)	6	71	11.8	0	5
1/20/13 at NE (AFC)	5	60	12.0	2	4
2/03/13 at SF (SB)	6	104	17.3	1	5
Totals	22	380	17.3	4	19

Boldin Quick Hit:

- Since becoming a Raven in 2010, Boldin has totaled the NFL's most playoff receiving yards (616) and the most receiving TDs (6) in three years of postseason play. Boldin is the Ravens' all-time playoff receiving leader.
- Boldin caught 6 passes for 104 yards and 1 TD in Super Bowl XLVII, marking the 38th 100-yard performance in Super Bowl history.

BIG-PLAY "O"

The Ravens produced 72 plays of 20-or-more yards in 2012, ranking as the NFL's third most. Baltimore also had 62 passing plays of at least 20 yards, ranking fifth in the league.

BIG-PLAY PRODUCTION: PLAYS OF 20+ YARDS

(2012 Season)

Rk.	Team	20+ Plays	20+ TDs	20+ Passes	20+ Pass TDs	20+ Runs	20+ Run TDs
1.	New Orleans	77	15	66	12	11	3
2.	Carolina	75	14	58	11	17	3
3.	Baltimore	72	12	62	11	10	1
4.	Denver	71	10	64	10	7	0
	Detroit	71	7	67	6	4	1
	San Francisco	71	13	54	10	17	3

AIRBORNE ASSAULT

The Ravens racked up 62 plays of 20-or-more yards through the air in 2012. Here is the breakdown of those bombs, which were distributed to nine different Ravens players:

RAVENS WITH CATCHES OF 20+ YARDS

(2012 Season)

Player	Pos.	20+ Catches	20+ TDs	YPC Avg.
Anquan Boldin	WR	17	3	14.2
Torrey Smith	WR	16	3	17.4
Jacoby Jones	WR	9	1	13.5
Dennis Pitta	TE	8	3	11.0
Ray Rice	RB	6	1	7.8
Ed Dickson	TE	2	0	10.7
Tandon Doss	WR	2	0	17.6
David Reed	WR	1	0	13.2
Deonte Thompson	WR	1	0	10.2

23

CHYKIE BROWN

CORNERBACK | 5-11 | 190

COLLEGE: TEXAS

HS: NORTH SHORE (HOUSTON, TX)

BORN: 12/26/86, HOUSTON, TX

EXP. (NFL/RAVENS): 2/2

GP/GS (PLAYOFFS): 23/1 (4/2)

2012 POSTSEASON HIGHLIGHTS: Played in all four playoff games, recording 9 tackles and 2 PD from scrimmage and 2 special teams stops

- Saw action from scrimmage and on special teams in the 34-31 victory in **Super Bowl XLVII vs. SF (2/3/13)**
- Started and netted 1 solo tackle from scrimmage and a special teams stop in the 28-13 victory in the **AFC Championship at NE (1/20/13)**
- Started his first-career postseason game and posted 4 tackles and 1 PD from scrimmage, adding 1 ST stop in the 38-35 double-overtime win in the **Divisional game at Den. (1/12/13)**
- Saw action in his first-career postseason game and posted 4 tackles (3 solo) and 1 PD for a defense that kept the Colts out of the end zone in the **Wild Card game vs. Ind. (1/6/13)**

2012 SEASON HIGHLIGHTS: Saw action in all 16 games, including 1 start, and posted career highs in tackles (14), PD (6) and special teams stops (11 - finished third on the team)

- Recorded 2 solo tackles and led the team with a career-high 4 PD for a defense that held the Giants to 186 total yards and 20% (2-of-10) on third down in the 33-14 victory in **game 15 vs. NYG (12/23)**
- Started his first-career NFL game and tied a career high with 3 solo tackles in **game 12 vs. Pit. (12/2)**
- Led the team with a career-high 2 solo special teams tackles in the 44-13 win in **game 1 vs. Cin. (9/10)**

CAREER HIGHLIGHTS:

- Posted a career-high 4 PD vs. NYG (12/23/12)
- Started his first-career NFL game and tied a career high with 3 solo tackles vs. Pit. (12/2/12)
- Recorded his first-career tackles from scrimmage vs. Ind. (12/11/11)
- Saw action in his first-career NFL game at STL (9/25/11)

2012

GAME-BY-GAME DEFENSE

RAVENS

Date/Opp.	TT	Solo	Asst.	Sacks	INT	PD	FF	FR
9/10 vs. Cin.	0	0	0	0-0	0-0	0	0	0
9/16 @ Phi.	0	0	0	0-0	0-0	0	0	0
9/23 vs. NE	0	0	0	0-0	0-0	0	0	0
9/27 vs. Cle.	0	0	0	0-0	0-0	0	0	0
10/7 @ KC	0	0	0	0-0	0-0	0	0	0
10/14 vs. Dal.	0	0	0	0-0	0-0	1	0	0
10/21 @ Hou.	0	0	0	0-0	0-0	0	0	0
11/4 @ Cle.	0	0	0	0-0	0-0	0	0	0
11/11 vs. Oak.	2	2	0	0-0	0-0	0	0	0
11/18 @ Pit.	1	1	0	0-0	0-0	0	0	0
11/25 @ SD	2	1	1	0-0	0-0	0	0	0
12/2 vs. Pit.	3	3	0	0-0	0-0	0	0	0
12/9 @ Was.	0	0	0	0-0	0-0	0	0	0
12/16 vs. Den.	1	1	0	0-0	0-0	0	0	0
12/23 vs. NYG	2	2	0	0-0	0-0	4	0	0
12/30 @ Cin.	3	2	1	0-0	0-0	1	0	0
Totals	14	12	2	0-0	0-0	6	0	0

Playoffs

1/6/13 vs. Ind.	4	3	1	0-0	0-0	1	0	0
1/12/13 @ Den.	4	3	1	0-0	0-0	1	0	0
1/20/13 @ NE	1	1	0	0-0	0-0	0	0	0
2/3/13 @ SF	0	0	0	0-0	0-0	0	0	0
Totals	9	7	2	0-0	0-0	2	0	0

2012

GAME-BY-GAME SPECIAL TEAMS TACKLES

RAVENS

Date/Opp.	TT	Solo	Asst.	FF	FR	BK
9/10 vs. Cin.	2	2	0	0	0	0
9/16 @ Phi.	1	1	0	0	0	0
9/23 vs. NE	0	0	0	0	0	0
9/27 vs. Cle.	0	0	0	0	0	0
10/7 @ KC	1	1	0	0	0	0
10/14 vs. Dal.	1	1	0	0	0	0
10/21 @ Hou.	1	1	0	0	0	0
11/4 @ Cle.	1	0	1	0	0	0
11/11 vs. Oak.	1	1	0	0	0	0
11/18 @ Pit.	0	0	0	0	0	0
11/25 @ SD	0	0	0	0	0	0
12/2 vs. Pit.	0	0	0	0	0	0
12/9 @ Was.	1	0	1	0	0	0
12/16 vs. Den.	0	0	0	0	0	0
12/23 vs. NYG	2	2	0	0	0	0
12/30 @ Cin.	0	0	0	0	0	0
Totals	11	9	2	0	0	0

Playoffs

1/6/13 vs. Ind.	0	0	0	0	0	0
1/12/13 @ Den.	1	1	0	0	0	0
1/20/13 @ NE	1	0	1	0	0	0
2/3/13 @ SF	0	0	0	0	0	0
Totals	2	1	1	0	0	0

RAVENS 23 CHYKIE BROWN

REGULAR SEASON

Year	Team	GP	GS	TACKLES			SACKS		INTERCEPTIONS					FUMBLES		
				TT	Solo	Asst.	No.	Yards	No.	Yards	LG	TD	PD	FF	FR	Yards
2011	Baltimore	7	0	3	3	0	0.0	0.0	0	0	0	0	1	0	0	0
2012	Baltimore	16	1	14	12	2	0.0	0.0	0	0	0	0	6	0	0	0
Totals		23	1	17	15	2	0.0	0.0	0	0	0	0	7	0	0	0

SPECIAL TEAMS TACKLES (12): 2011 (1); 2012 (11)

CAREER SINGLE-GAME HIGHS (REGULAR SEASON)

Total Tackles:
3 3 times (last: 12/30/12 at Cin.)

Solo Tackles:
3 2 times (last: 12/2/12 vs. Pit.)

Sacks:
None

Interceptions:
None

Forced Fumbles:
None

Fumble Recoveries:
None

Passes Defensed:
4 (12/23/12 vs. NYG)

POSTSEASON

Year	Team	GP	GS	TACKLES			SACKS		INTERCEPTIONS					FUMBLES		
				TT	Solo	Asst.	No.	Yards	No.	Yards	LG	TD	PD	FF	FR	Yards
2011	Baltimore	0	0	0	0	0	0.0	0.0	0	0	0	0	0	0	0	0
2012	Baltimore	4	2	9	7	2	0.0	0.0	0	0	0	0	2	0	0	0
Totals		4	2	9	7	2	0.0	0.0	0	0	0	0	2	0	0	0

56

JOSH BYNES

LINEBACKER | 6-1 | 240

COLLEGE: AUBURN

BORN: 8/24/89, LAUDERDALE LAKES, FL

HS: BOYD ANDERSON (LAUDERDALE LAKES, FL)

EXP. (NFL/RAVENS): 1/1

GP/GS (PLAYOFFS): 11/3 (4/0)

2012 POSTSEASON HIGHLIGHTS: Saw action in all four playoff games, producing 2 solo special teams tackles

- Posted a solo special teams tackle in the 34-31 victory in **Super Bowl XLVII vs. SF (2/3/13)**, producing the game's final tackle that sealed the win for Baltimore
- Recorded a solo special teams tackle in the 38-35 double-overtime win in the **Divisional game at Den. (1/12/13)**
- Saw action in his first-career postseason game (on special teams) in the 24-9 victory in the **Wild Card game vs. Ind. (1/6/13)**

2012 SEASON HIGHLIGHTS: Saw action in 10 games (3 starts), after being signed to the Ravens' active roster from their practice squad on 10/17...Recorded career highs in tackles (31), solo stops (18) and PD (2) and posted 3 special teams tackles after being signed to the Ravens' active roster from their practice squad on 10/17/12

- Started his first-career NFL game, recording a team-leading and career-high 13 tackles (11 solo) and his first-career PD, in **game 14 vs. Den. (12/16)**

CAREER HIGHLIGHTS:

- Posted a career-high 13 tackles in his first-career start vs. Den. (12/16/12)
- Recorded his first-career tackle from scrimmage in the 55-20 victory vs. Oak. (11/11/12)
- Played in his first-career NFL game vs. SF (11/24/11)
- Was on the Ravens' practice squad most of the year as a rookie (2011), but was signed to their active roster on 11/23/11... Waived on 11/29/11 and spent the rest of the season on the practice squad

2012

GAME-BY-GAME DEFENSE

RAVENS

Date/Opp.	TT	Solo	Asst.	Sacks	INT	PD	FF	FR
9/10 vs. Cin.								
9/16 @ Phi.								
9/23 vs. NE								
9/27 vs. Cle.								
10/7 @ KC								
10/14 vs. Dal.								
10/21 @ Hou.	0	0	0	0-0	0-0	0	0	0
11/4 @ Cle.								
11/11 vs. Oak.	1	1	0	0-0	0-0	0	0	0
11/18 @ Pit.	0	0	0	0-0	0-0	0	0	0
11/25 @ SD	0	0	0	0-0	0-0	0	0	0
12/2 vs. Pit.	2	1	1	0-0	0-0	0	0	0
12/9 @ Was.	5	1	4	0-0	0-0	0	0	0
12/16 vs. Den.	13	11	2	0-0	0-0	1	0	0
12/23 vs. NYG	1	1	0	0-0	0-0	1	0	0
12/30 @ Cin.	9	3	6	0-0	0-0	0	0	0
Totals	31	18	13	0-0	0-0	2	0	0
Playoffs								
1/6/13 vs. Ind.								
1/12/13 @ Den.								
1/20/13 @ NE								
2/3/13 @ SF								
Totals	0	0	0	0-0	0-0	0	0	0

2012

GAME-BY-GAME SPECIAL TEAMS TACKLES

RAVENS

Date/Opp.	TT	Solo	Asst.	FF	FR	BK
9/10 vs. Cin.						
9/16 @ Phi.						
9/23 vs. NE						
9/27 vs. Cle.						
10/7 @ KC						
10/14 vs. Dal.						
10/21 @ Hou.	0	0	0	0	0	0
11/4 @ Cle.	1	0	1	0	0	0
11/11 vs. Oak.	0	0	0	0	0	0
11/18 @ Pit.	1	0	1	0	0	0
11/25 @ SD	0	0	0	0	0	0
12/2 vs. Pit.	1	1	0	0	0	0
12/9 @ Was.	0	0	0	0	0	0
12/16 vs. Den.	0	0	0	0	0	0
12/23 vs. NYG	0	0	0	0	0	0
12/30 @ Cin.	0	0	0	0	0	0
Totals	3	1	2	0	0	0
Playoffs						
1/6/13 vs. Ind.	0	0	0	0	0	0
1/12/13 @ Den.	1	1	0	0	0	0
1/20/13 @ NE	0	0	0	0	0	0
2/3/13 @ SF	1	1	0	0	0	0
Totals	2	2	0	0	0	0

62 TERRENCE CODY

NOSE TACKLE | 6-4 | 341

COLLEGE: ALABAMA

EXP. (NFL/RAVENS): 3/3

HS: RIVERDALE (FORT MYERS, FL) BORN: 6/28/88, FORT MYERS, FL

GP/GS (PLAYOFFS): 44/20 (8/2)

2012 POSTSEASON HIGHLIGHTS: Posted 3 tackles for a defense that forced 10 turnovers in four playoff games

- Subbed and netted a tackle for a defense that held the 49ers to 22% on third down (2-of-9) in the 34-31 victory in **Super Bowl XLVII vs. SF (2/3/13)**
- Saw action from scrimmage for a defense that forced 3 turnovers and held the Patriots scoreless in the second half in the 28-13 victory in the **AFC Championship at NE (1/20/13)**
- Recorded a solo tackle for a defense that forced 3 turnovers and allowed just 3.0 yards per rush attempt in the 38-35 double-overtime win in the **Divisional game at Den. (1/12/13)**
- Posted a solo tackle for a defense that kept the Colts out of the end zone in the 24-9 victory in the **Wild Card game vs. Ind. (1/6/13)**

2012 SEASON HIGHLIGHTS: Saw action in 15 games, including 3 starts, recording 25 tackles (12 solo) and 1 PD

- Started and recorded 3 tackles in **game 14 vs. Den. (12/16)**
- Posted 2 tackles for a defense that held the Chargers to 20% on third down (3-of-15) in the 16-13 overtime victory in **game 11 at SD (11/25)**
- Was a game-day inactive (arm) in the 13-10 victory in **game 10 at Pit. (11/18)**
- Posted 3 tackles, including 2 solo, in the 55-20 victory in **game 9 vs. Oak. (11/11)**
- Started and recorded 2 tackles in **game 7 at Hou. (10/21)**
- Netted 2 tackles for a defense that forced 4 turnovers in the victory over the Chiefs in **game 5 at KC (10/7)**
- Recorded 2 tackles for a defense that held the Browns to 20% on third down (3-of-15) in the 23-16 victory in **game 4 vs. Cle. (9/27)**

CAREER HIGHLIGHTS:

- Recorded a career-high 6 tackles (4 solo) at Jax. (10/24/11)
- Started his first-career game at Car. (11/21/10)
- Recorded his first-career tackle vs. Buf. (10/24/10)

2012

GAME-BY-GAME DEFENSE

RAVENS

Date/Opp.	TT	Solo	Asst.	Sacks	INT	PD	FF	FR
9/10 vs. Cin.	1	1	0	0-0	0-0	0	0	0
9/16 @ Phi.	0	0	0	0-0	0-0	0	0	0
9/23 vs. NE	2	1	1	0-0	0-0	0	0	0
9/27 vs. Cle.	2	1	1	0-0	0-0	0	0	0
10/7 @ KC	2	1	1	0-0	0-0	0	0	0
10/14 vs. Dal.	3	1	2	0-0	0-0	0	0	0
10/21 @ Hou.	2	1	1	0-0	0-0	0	0	0
11/4 @ Cle.	1	1	0	0-0	0-0	0	0	0
11/11 vs. Oak.	3	2	1	0-0	0-0	0	0	0
11/18 @ Pit.	INACTIVE - ARM							
11/25 @ SD	2	1	1	0-0	0-0	0	0	0
12/2 vs. Pit.	2	1	1	0-0	0-0	1	0	0
12/9 @ Was.	1	0	1	0-0	0-0	0	0	0
12/16 vs. Den.	3	1	2	0-0	0-0	0	0	0
12/23 vs. NYG	1	0	1	0-0	0-0	0	0	0
12/30 @ Cin.	0	0	0	0-0	0-0	0	0	0
Totals	25	12	13	0-0	0-0	1	0	0

Playoffs

1/6/13 vs. Ind.	1	1	0	0-0	0-0	0	0	0
1/12/13 @ Den.	1	1	0	0-0	0-0	0	0	0
1/20/13 @ NE	0	0	0	0-0	0-0	0	0	0
2/3/13 @ SF	1	0	1	0-0	0-0	0	0	0
Totals	3	2	1	0-0	0-0	0	0	0

REGULAR SEASON

Year	Team	GP	GS	TACKLES			SACKS		INTERCEPTIONS					FUMBLES				
				TT	Solo	Asst.	No.	Yards	No.	Yards	LG	TD	PD	FF	FR	Yards		
2010	Baltimore	13	1	13	5	8	0.0	0.0	0	0	0	0	0	0	0	0	0	0
2011	Baltimore	16	16	34	21	13	0.0	0.0	0	0	0	0	1	0	0	0	0	0
2012	Baltimore	15	3	25	12	13	0.0	0.0	0	0	0	0	1	0	0	0	0	0
Totals		44	20	72	38	34	0.0	0.0	0	0	0	0	2	0	0	0	0	0

CAREER SINGLE-GAME HIGHS (REGULAR SEASON)

Total Tackles:

6 (10/24/11 at Jax.)

Sacks:

None

Forced Fumbles:

None

Passes Defensed:

1 2 times (last: 12/2/12 vs. Pit.)

Solo Tackles:

4 (10/24/11 at Jax.)

INTs:

None

Fumble Recoveries:

None

POSTSEASON

Year	Team	GP	GS	TACKLES			SACKS		INTERCEPTIONS					FUMBLES			
				TT	Solo	Asst.	No.	Yards	No.	Yards	LG	TD	PD	FF	FR	Yards	
2010	Baltimore	2	0	2	1	1	0.0	0.0	0	0	0	0	0	0	1	0	0
2011	Baltimore	2	2	8	3	5	0.0	0.0	0	0	0	0	0	0	0	0	0
2012	Baltimore	4	0	3	2	1	0.0	0.0	0	0	0	0	0	0	0	0	0
Totals		8	2	13	6	7	0.0	0.0	0	0	0	0	0	1	0	0	0

37

SEAN CONSIDINE

SAFETY | 6-0 | 212

COLLEGE: IOWA

EXP. (NFL/RAVENS): 8/1

HS: BYRON (IL)

BORN: 12/17/82, DIXON, IL

GP/GS (PLAYOFFS): 99/28 (9/2)

2012 POSTSEASON HIGHLIGHTS: Saw action in all four playoff games, leading the team with 4 special teams tackles

- Played on special teams in the 34-31 victory in **Super Bowl XLVII vs. SF (2/3/13)**
- Led the team with 3 special teams tackles (2 solo) in the 28-13 victory in the **AFC Championship at NE (1/20/13)**
- Netted a solo special teams tackle in the 38-35 double-overtime win in the **Divisional game at Den. (1/12/13)**
- Saw action on special teams in the **Wild Card game vs. Ind. (1/6/13)**

2012 SEASON HIGHLIGHTS: Finished fourth on the team with 7 special teams tackles in his first season with the Ravens...Also recorded 2 stops from scrimmage

- Recorded 2 tackles from scrimmage in **game 16 at Cin. (12/30)**
- Led the team with 2 solo special teams tackles (his 100th-career special teams stop) in **game 13 at Was. (12/9)**
- Recorded a solo special teams tackle in **game 2 at Phi. (9/16)**... Also carried the ball 1 time for 3 yards on a fake punt against the Eagles
- Saw action in his first game as a Raven in the 44-13 victory in the **Game 1 vs. Cin. (9/10)**

CAREER HIGHLIGHTS:

- Posted a single-game career-high 14 tackles at Was. (12/10/06)
- Has compiled 100 special teams stops
- Recorded a career-high 107 tackles from scrimmage in 2006 while with Philadelphia

2012

GAME-BY-GAME DEFENSE

RAVENS

Date/Opp.	TT	Solo	Asst.	Sacks	INT	PD	FF	FR
9/10 vs. Cin.	0	0	0	0-0	0-0	0	0	0
9/16 @ Phi.	0	0	0	0-0	0-0	0	0	0
9/23 vs. NE	SAW ACTION ON SPECIAL TEAMS							
9/27 vs. Cle.	0	0	0	0-0	0-0	0	0	0
10/7 @ KC	SAW ACTION ON SPECIAL TEAMS							
10/14 vs. Dal.	SAW ACTION ON SPECIAL TEAMS							
10/21 @ Hou.	SAW ACTION ON SPECIAL TEAMS							
11/4 @ Cle.	SAW ACTION ON SPECIAL TEAMS							
11/11 vs. Oak.	SAW ACTION ON SPECIAL TEAMS							
11/18 @ Pit.	SAW ACTION ON SPECIAL TEAMS							
11/25 @ SD	SAW ACTION ON SPECIAL TEAMS							
12/2 vs. Pit.	SAW ACTION ON SPECIAL TEAMS							
12/9 @ Was.	SAW ACTION ON SPECIAL TEAMS							
12/16 vs. Den.	SAW ACTION ON SPECIAL TEAMS							
12/23 vs. NYG	SAW ACTION ON SPECIAL TEAMS							
12/30 @ Cin.	2	1	1	0-0	0-0	0	0	0
Totals	2	1	1	0-0	0-0	0	0	0
Playoffs								
1/6/13 vs. Ind.	SAW ACTION ON SPECIAL TEAMS							
1/12/13 @ Den.	SAW ACTION ON SPECIAL TEAMS							
1/20/13 @ NE	SAW ACTION ON SPECIAL TEAMS							
2/3/13 @ SF	SAW ACTION ON SPECIAL TEAMS							
Totals	0	0	0	0-0	0-0	0	0	0

2012

GAME-BY-GAME SPECIAL TEAMS TACKLES

RAVENS

Date/Opp.	TT	Solo	Asst.	FF	FR	BK
9/10 vs. Cin.	0	0	0	0	0	0
9/16 @ Phi.	1	1	0	0	0	0
9/23 vs. NE	0	0	0	0	0	0
9/27 vs. Cle.	0	0	0	0	0	0
10/7 @ KC	1	1	0	0	0	0
10/14 vs. Dal.	1	1	0	0	0	0
10/21 @ Hou.	0	0	0	0	0	0
11/4 @ Cle.	2	1	1	0	0	0
11/11 vs. Oak.	0	0	0	0	0	0
11/18 @ Pit.	0	0	0	0	0	0
11/25 @ SD	0	0	0	0	0	0
12/2 vs. Pit.	0	0	0	0	0	0
12/9 @ Was.	2	2	0	0	0	0
12/16 vs. Den.	0	0	0	0	0	0
12/23 vs. NYG	0	0	0	0	0	0
12/30 @ Cin.	0	0	0	0	0	0
Totals	7	6	1	0	0	0
Playoffs						
1/6/13 vs. Ind.	0	0	0	0	0	0
1/12/13 @ Den.	1	1	0	0	0	0
1/20/13 @ NE	3	2	1	0	0	0
2/3/13 @ SF	0	0	0	0	0	0
Totals	4	3	1	0	0	0

RAVENS 37 SEAN CONSIDINE

REGULAR SEASON

Year	Team	GP	GS	TACKLES			SACKS		INTERCEPTIONS					FUMBLES			
				TT	Solo	Asst.	No.	Yards	No.	Yards	LG	TD	PD	FF	FR	Yards	
2005	Philadelphia	6	0	0	0	0	0.0	0.0	0	0	0	0	0	0	0	0	0
2006	Philadelphia	16	9	107	66	41	1.5	13.0	1	12	12	0	5	1	2	0	
2007	Philadelphia	8	8	47	31	16	0.0	0.0	1	0	0	0	1	0	0	0	
2008	Philadelphia	16	0	11	5	6	0.0	0.0	0	0	0	0	0	0	0	0	
2009	Jacksonville	11	6	36	24	12	0.0	0.0	1	25	25	0	5	0	1	0	
2010	Jacksonville	14	5	52	33	19	1.0	8.0	1	-2	-2	0	2	1	1	0	
2011	*Car./Ari.	12	0	0	0	0	0.0	0.0	0	0	0	0	0	0	1	0	
2012	Baltimore	16	0	2	1	1	0.0	0.0	0	0	0	0	0	0	0	0	
Totals		99	28	255	160	95	2.5	21.0	4	35	25	0	13	2	5	0	

*PLAYED IN 4 GAMES FOR CAR. AND 8 GAMES FOR ARI. IN 2011

SPECIAL TEAMS TACKLES (100): 2005 (8); 2006 (26); 2007 (2); 2008 (32); 2009 (4); 2010 (13); 2011 (8); 2012 (7)

CAREER SINGLE-GAME HIGHS (REGULAR SEASON)

Total Tackles:
14 2 times (last: 12/10/06 at Was.)

Solo Tackles:
9 2 times (last: 12/10/06 at Was.)

Sacks:
1 2 times (last: 9/26/10 vs. Phi.)

INTs:
1 4 times (last: 11/21/10 vs. Cle.)

Forced Fumbles:
1 2 times (last: 11/14/10 vs. Hou.)

Fumble Recoveries:
1 5 times (last: 9/18/11 vs. GB)

Passes Defensed:
2 2 times (last: 11/22/10 vs. Buf.)

Additional Statistics: Has 1 rushing attempt for 3 yards on a fake punt vs. Phi. (9/16/12)

POSTSEASON

Year	Team	GP	GS	TACKLES			SACKS		INTERCEPTIONS					FUMBLES		
				TT	Solo	Asst.	No.	Yards	No.	Yards	LG	TD	PD	FF	FR	Yards
2006	Philadelphia	2	2	13	7	6	0.0	0.0	0	0	0	0	0	0	0	0
2008	Philadelphia	3	0	0	0	0	0.0	0.0	0	0	0	0	1	0	0	0
2012	Baltimore	4	0	0	0	0	0.0	0.0	0	0	0	0	0	0	0	0
Totals		9	2	13	7	6	0.0	0.0	0	0	0	0	1	0	0	0

46

MORGAN COX

LONG SNAPPER | 6-4 | 241

COLLEGE: TENNESSEE

BORN: 4/26/86, COLLIERVILLE, TN

HS: EVANGELICAL CHRISTIAN (MEMPHIS, TN)

EXP. (NFL/RAVENS): 3/3

GP/GS (PLAYOFFS): 48/0 (6/0)

2012 POSTSEASON HIGHLIGHTS: Played in all four playoff games, snapping on all 16 PATs, 22 punts and 4 FGAs

- Snapped on all 4 PATs, 3 punts and both FGAs in the 34-31 victory in **Super Bowl XLVII vs. SF (2/3/13)**
- Snapped on all 7 punts and 4 PATs in the 28-13 victory in the **AFC Championship at NE (1/20/13)**
- Snapped on all 8 punts, 5 PATs and the game-winning 47-yard FG in the 38-35 double-overtime win in the **Divisional game at Den. (1/12/13)**
- Snapped on all 4 punts, 3 PATs and 1 FGA in the 24-9 victory in the **Wild Card game vs. Ind. (1/6/13)**

2012 SEASON HIGHLIGHTS: (GP/GS: 16/0) Saw action in all 16 games and tied a career high with 2 ST tackles while snapping on 83 punts, 42 PATs and 33 FGAs

- Snapped on all 7 punts, 2 FGAs and 2 PATs in **game 16 at Cin. (12/30)**
- Snapped on all 4 FGAs, 3 PATs, 2 punts and recorded a special teams tackle in the 33-14 victory in **game 15 vs. NYG (12/23)**
- Snapped on all 7 punts, 2 PATs and 1 FGA in **game 14 vs. Den. (12/16)**
- Snapped on all 5 punts, 4 PATs and recorded a special teams tackle in **game 13 at Was. (12/9)**
- Snapped for all 5 punts, both PATs and both FGAs in **game 12 vs. Pit. (12/2)**
- Snapped on all 8 punts, 1 PAT and 3 FGAs, including Justin Tucker's 38-yard game-winner, in the 16-13 overtime victory in **game 11 at SD (11/25)**
- Snapped on a franchise-record 7 PATs, 4 punts, both FGAs and the successful fake FGA that P Sam Koch ran in for a TD in the 55-20 victory in **game 9 vs. Oak. (11/11)**

CAREER HIGHLIGHTS:

- Saw action in 15 games, posting 2 special teams stops as a rookie in 2010, before being placed on Injured Reserve (knee) on 12/29/10

CAREER HONORS:

- Earned the team's Ed Block Courage Award in 2011 after returning from an ACL injury suffered during the 2010 season

46 MORGAN COX

REGULAR SEASON

SPECIAL TEAMS TACKLES (4): 2010 (2); 2012 (2)

CAREER SINGLE-GAME HIGHS (REGULAR SEASON)

Total Special Teams Tackles:
1 4 times (last: 12/23/12 vs. NYG)

84

ED DICKSON

TIGHT END | 6-4 | 255

COLLEGE: OREGON

EXP. (NFL/RAVENS): 3/3

HS: BELLFLOWER (CA)

GP/GS (PLAYOFFS): 44/30 (8/5)

BORN: 7/25/87, INGLEWOOD, CA

2012 POSTSEASON HIGHLIGHTS: Played in all four games (three starts) and finished with 6 receptions for 90 yards for a Ravens' offense that averaged 410.3 yards per game during the playoffs

- Hauled in 2 receptions for 37 yards (both good for first downs) in the 34-31 victory in **Super Bowl XLVII vs. SF (2/3/13)**
- Started and pulled in 3 receptions for 29 yards, as part of a postseason franchise-record 479 yards in the 38-35 double-overtime win in the **Divisional game at Den. (1/12/13)**
- Started and netted 1 reception for a postseason career-long 24 yards, as part of the Ravens' franchise-record 439 yards of total offense in the **Wild Card game vs. Ind. (1/6/13)**

2012 SEASON HIGHLIGHTS: Saw action in 13 games, including 11 starts (missed three games with a knee injury), and pulled in 21 receptions for 225 yards...The Ravens scored the most points (398) in franchise history and posted the second-most total yards (5,640) in team history (5,723 in 1996)

- Led the team with a season-high 6 receptions for 64 yards in **game 16 at Cin. (12/30)**
- Started for the first time in three weeks (knee) and hauled in 1 reception for 9 yards as part of an offense that posted a season-high 533 yards (224 rushing and 309 passing), the third-highest output in team history, in the 33-14 victory in **game 15 vs. NYG (12/23)**
- Started and played from scrimmage and on special teams before leaving the game with a knee injury in the 16-13 overtime victory in **game 11 at SD (11/25)**
- Started and hauled in 2 receptions for 59 yards in the 55-20 victory in **game 9 vs. Oak. (11/11)**
- Pulled in 2 receptions for 22 yards in the 44-13 victory in **game 1 vs. Cin. (9/10)**

CAREER HIGHLIGHTS:

- Established career highs with 10 receptions (tied for third most in franchise history) for 79 yards and 2 TDs at Sea. (11/13/11)
- Pulled in his first-career TD reception (34-yarder) vs. NO (12/19/10)
- Started his first-career game vs. Buf. (10/24/10)
- Hauled in his first-career reception at Cin. (9/19/10)

2012										
GAME-BY-GAME OFFENSE										
RAVENS										
RECEIVING										
Date/Opp.	No.	Yds.	Avg.	LG	TD	RUSHING				
						No.	Yds.	Avg.	LG	TD
9/10 vs. Cin.	2	22	11.0	19	0	0	0	0.0	0	0
9/16 @ Phi.	1	23	23.0	23	0	0	0	0.0	0	0
9/23 vs. NE	2	5	2.5	3	0	0	0	0.0	0	0
9/27 vs. Cle.	0	0	0.0	0	0	0	0	0.0	0	0
10/7 @ KC	1	11	11.0	11	0	0	0	0.0	0	0
10/14 vs. Dal.	1	8	8.0	8	0	0	0	0.0	0	0
10/21 @ Hou.	1	5	5.0	5	0	0	0	0.0	0	0
11/4 @ Cle.	2	11	5.5	8	0	0	0	0.0	0	0
11/11 vs. Oak.	2	59	29.5	40	0	0	0	0.0	0	0
11/18 @ Pit.	2	8	4.0	6	0	0	0	0.0	0	0
11/25 @ SD	0	0	0.0	0	0	0	0	0.0	0	0
12/2 vs. Pit.	INACTIVE - KNEE									
12/9 @ Was.	INACTIVE - KNEE									
12/16 vs. Den.	INACTIVE - KNEE									
12/23 vs. NYG	1	9	9.0	9	0	0	0	0.0	0	0
12/30 @ Cin.	6	64	10.7	15	0	0	0	0.0	0	0
Totals	21	225	10.7	40	0	0	0	0.0	0	0
Playoffs										
1/6/13 vs. Ind.	1	24	24.0	24	0	0	0	0.0	0	0
1/12/13 @ Den.	3	29	9.7	14	0	0	0	0.0	0	0
1/20/13 @ NE	0	0	0.0	0	0	0	0	0.0	0	0
2/3/13 @ SF	2	37	18.5	23	0	0	0	0.0	0	0
Totals	6	90	15.0	24	0	0	0	0.0	0	0

RAVENS 84 ED DICKSON

REGULAR SEASON

Year	Team	GP	GS	RECEIVING					RUSHING				
				No.	Yards	Avg.	LG	TD	No.	Yards	Avg.	LG	TD
2010	Baltimore	15	3	11	152	13.8	58	1	0	0	0.0	0	0
2011	Baltimore	16	16	54	528	9.8	25	5	0	0	0.0	0	0
2012	Baltimore	13	11	21	225	10.7	40	0	0	0	0.0	0	0
Totals		44	30	86	905	10.5	58	6	0	0	0.0	0	0

SPECIAL TEAMS TACKLES (1): 2012 (1)

CAREER SINGLE-GAME HIGHS (REGULAR SEASON)

Receptions: 10 (11/13/11 at Sea.)
Yardage: 79 (11/13/11 at Sea.)
Long gain: 58 (10/10/10 vs. Den.)
Touchdowns: 2 (11/13/11 at Sea.)

POSTSEASON

Year	Team	GP	GS	RECEIVING					RUSHING				
				No.	Yards	Avg.	LG	TD	No.	Yards	Avg.	LG	TD
2010	Baltimore	2	1	1	2	2.0	2	0	0	0	0.0	0	0
2011	Baltimore	2	1	3	37	12.3	16	0	0	0	0.0	0	0
2012	Baltimore	4	3	6	90	15.0	24	0	0	0	0.0	0	0
Totals		8	5	10	129	12.9	24	0	0	0	0.0	0	0

17

TANDON DOSS

WIDE RECEIVER | 6-2 | 207

COLLEGE: INDIANA

HS: BEN DAVIS (INDIANAPOLIS, IN)

BORN: 9/22/89, INDIANAPOLIS, IN

EXP. (NFL/RAVENS): 2/2

GP/GS (PLAYOFFS): 20/0 (4/0)

2012 POSTSEASON HIGHLIGHTS: Saw action from scrimmage and on special teams (recorded 1 PR for 8 yards) in all four playoff games

- Saw action from scrimmage and recorded 1 PR for 8 yards in the **Divisional game at Den. (1/12/13)**

2012 SEASON HIGHLIGHTS: Saw action in 14 games, recording career highs in receptions (7), receiving yards (123) and pulled in his first-career TD (10/21 at Hou.)... The Ravens scored the most points (398) in franchise history and the second-most total yards (5,640) in team history (5,723 in 1996)

- Collected his first-career TD reception (good for 15 yards) in **game 7 at Hou. (10/21)**
- Subbed and pulled in 1 reception for a career-high and career-long 39 yards in the 23-16 victory in **game 4 vs. Cle. (9/27)**
- Pulled in his first-career reception (6-yard gain) in **game 2 at Phi. (9/16)**

CAREER HIGHLIGHTS:

- Established a career high with 2 receptions vs. Den. (12/16/12)
- Pulled in his first-career TD reception (good for 15 yards) at Hou. (10/21)
- Recorded a career-long 39-yard reception vs. Cle. (9/27/12)
- Pulled in his first-career reception (good for 6 yards) at Phi. (9/16/12)
- Saw action in his first-career NFL game, playing from scrimmage and on special teams, in the 37-7 victory at STL (9/25/11)

2012

GAME-BY-GAME OFFENSE

Date/Opp.	RECEIVING					RUSHING				
	No.	Yds.	Avg.	LG	TD	No.	Yds.	Avg.	LG	TD
9/10 vs. Cin.	0	0	0.0	0	0	0	0	0.0	0	0
9/16 @ Phi.	1	6	6.0	6	0	0	0	0.0	0	0
9/23 vs. NE	0	0	0.0	0	0	0	0	0.0	0	0
9/27 vs. Cle.	1	39	39.0	39	0	0	0	0.0	0	0
10/7 @ KC	0	0	0.0	0	0	0	0	0.0	0	0
10/14 vs. Dal.	0	0	0.0	0	0	0	0	0.0	0	0
10/21 @ Hou.	1	15	15.0	15	1	0	0	0.0	0	0
11/4 @ Cle.	0	0	0.0	0	0	0	0	0.0	0	0
11/11 vs. Oak.	1	26	26.0	26	0	0	0	0.0	0	0
11/18 @ Pit.	0	0	0.0	0	0	0	0	0.0	0	0
11/25 @ SD	1	9	9.0	9	0	0	0	0.0	0	0
12/2 vs. Pit.	0	0	0.0	0	0	0	0	0.0	0	0
12/9 @ Was.	0	0	0.0	0	0	0	0	0.0	0	0
12/16 vs. Den.	2	28	14.0	15	0	0	0	0.0	0	0
12/23 vs. NYG	INACTIVE - ANKLE					--	--	--	--	--
12/30 @ Cin.	INACTIVE - ANKLE					--	--	--	--	--
Totals	7	123	17.6	39	1	0	0	0.0	0	0
Playoffs										
1/6/13 vs. Ind.	0	0	0.0	0	0	0	0	0.0	0	0
1/12/13 @ Den.	0	0	0.0	0	0	0	0	0.0	0	0
1/20/13 @ NE	0	0	0.0	0	0	0	0	0.0	0	0
2/3/13 @ SF	0	0	0.0	0	0	0	0	0.0	0	0
Totals	0	0	0.0	0	0	0	0	0.0	0	0

2012

GAME-BY-GAME PUNT RETURNS

Date/Opp.	No.	FC	Yards	Avg.	LG	TD
9/16 @ Phi.	0	0	0	0.0	0	0
9/23 vs. NE	0	0	0	0.0	0	0
9/27 vs. Cle.	0	0	0	0.0	0	0
10/7 @ KC	0	0	0	0.0	0	0
10/14 vs. Dal.	0	0	0	0.0	0	0
10/21 @ Hou.	0	0	0	0.0	0	0
11/4 @ Cle.	0	0	0	0.0	0	0
11/11 vs. Oak.	1	0	0	0.0	0	0
11/18 @ Pit.	1	0	8	8.0	8	0
11/25 @ SD	1	1	5	5.0	5	0
12/2 vs. Pit.	0	1	0	0.0	0	0
12/9 @ Was.	0	1	0	0.0	0	0
12/16 vs. Den.	1	1	40	40.0	40	0
12/23 vs. NYG	INACTIVE - ANKLE					
12/30 @ Cin.	INACTIVE - ANKLE					
Totals	4	4	53	13.3	40	0
Playoffs						
1/6/13 vs. Ind.	0	0	0	0.0	0	0
1/12/13 @ Den.	1	0	8	8.0	8	0
1/20/13 @ NE	0	0	0	0.0	0	0
2/3/13 @ SF	0	0	0	0.0	0	0
Totals	1	0	8	8.0	8	0

REGULAR SEASON

Year	Team	GP	GS	RECEIVING					RUSHING				
				No.	Yards	Avg.	LG	TD	No.	Yards	Avg.	LG	TD
2011	Baltimore	6	0	0	0	0.0	0	0	0	0	0	0	0
2012	Baltimore	14	0	7	123	*17.6	39	1	0	0	0.0	0	0
Totals		20	0	7	123	17.6	39	1	0	0	0.0	0	0

*LED TEAM

CAREER SINGLE-GAME HIGHS (REGULAR SEASON)

Receptions: 2 (12/16/12 vs. Den.)
Yardage: 39 (9/27/12 vs. Cle.)
Long gain: 39 (9/27/12 vs. Cle.)
Touchdowns: 1 (10/21/12 at Hou.)

POSTSEASON

Year	Team	GP	GS	RECEIVING					RUSHING				
				No.	Yards	Avg.	LG	TD	No.	Yards	Avg.	LG	TD
2011	Baltimore	0	0	0	0	0.0	0	0	0	0	0	0	0
2012	Baltimore	4	0	0	0	0.0	0	0	0	0	0.0	0	0
Totals		4	0	0	0	0.0	0	0	0	0	0.0	0	0

RAVENS 59 DANNELL ELLERBE

REGULAR SEASON

Year	Team	GP	GS	TACKLES			SACKS		INTERCEPTIONS					FUMBLES		
				TT	Solo	Asst.	No.	Yards	No.	Yards	LG	TD	PD	FF	FR	Yards
2009	Baltimore	13	3	55	37	18	0.0	0.0	1	28	28	0	4	0	1	0
2010	Baltimore	11	1	29	22	7	1.0	13.0	0	0	0	0	1	0	0	0
2011	Baltimore	9	3	17	13	4	0.0	0.0	0	0	0	0	0	0	0	0
2012	Baltimore	13	7	89	66	23	4.5	29.5	0	0	0	0	2	0	0	0
Totals		46	14	190	138	52	5.5	42.5	1	28	28	0	7	0	1	0

SPECIAL TEAMS TACKLES (18): 2009 (8); 2010 (6); 2011 (1); 2012 (3)

CAREER SINGLE-GAME HIGHS (REGULAR SEASON)

Total Tackles:
12 2 times (last: 11/18/12 at Pit.)

Solo Tackles:
9 (10/21/12 at Hou.)

Sacks:
1.5 (9/23/12 vs. NE)

INTs:
1 (1/3/10 at Oak.)

Forced Fumbles:
None

Fumble Recoveries:
1 (1/3/10 at Oak.)

Passes Defensed:
2 (1/3/10 at Oak.)

POSTSEASON

Year	Team	GP	GS	TACKLES			SACKS		INTERCEPTIONS					FUMBLES			
				TT	Solo	Asst.	No.	Yards	No.	Yards	LG	TD	PD	FF	FR	Yards	
2009	Baltimore	2	2	16	15	1	0.0	0.0	0	0	0	0	0	0	0	0	0
2010	Baltimore	2	0	7	5	2	0.0	0.0	0	0	0	0	0	1	0	0	
2011	Baltimore	2	1	6	3	3	0.0	0.0	0	0	0	0	0	0	0	0	
2012	Baltimore	4	4	32	25	7	0.0	0.0	1	2	0	0	2	0	0	0	
Totals		10	7	61	48	13	0.0	0.0	1	2	0	0	2	1	0	0	

5

JOE FLACCO

QUARTERBACK | 6-6 | 245

COLLEGE: DELAWARE

EXP. (NFL/RAVENS): 5/5

HS: AUDUBON (NJ)

GP/GS (PLAYOFFS): 80/80 (13/13)

BORN: 1/16/85, VOORHESS, NJ

2012 POSTSEASON HIGHLIGHTS: Completed 73 of 126 passes for 1,140 yards, 11 TDs and 0 INTs for a 117.2 QB rating in four playoff games...Is just the second QB in NFL postseason history (Joe Montana - 1989) to throw 11 TDs and 0 INTs...Helped the Ravens' offense to average 410.3 yards per game during the playoffs

- Earned MVP honors after completing 66.6% of his passes (22 of 33) for 287 yards, 3 TDs and 0 INTs in the 34-31 victory in **Super Bowl XLVII vs. SF (2/3/13)**...Led the Ravens on 3 TD drives and converted 56% of the team's third downs (9-of-16) against the 49ers... Flacco tied Tom Brady for the most playoff wins (9) by a QB in his first five seasons
- Completed 21 of 36 passes for 240 yards, 3 TDs and no INTs for a 106.3 QB rating in the 28-13 victory in the **AFC Championship at NE (1/20/13)**
- Established Ravens postseason records in passing yards (331) and passing TDs (3) for a 116.2 QB rating in the 38-35 double-overtime win in the **Divisional game at Den. (1/12/13)**...Led the Ravens on three scoring drives of at least 50 yards (94, 58 and 77), including his 15th-career game-winning drive in the fourth quarter/OT (second in the playoffs)...His fourth quarter 70-yard game-tying TD pass to WR Jacoby Jones is also a postseason franchise record
- Posted a franchise postseason-record 125.6 QB rating (12-of-23 for 282 yards, 2 TDs and no INTs) in the **Wild Card game vs. Ind. (1/6/13)**...Averaged 23.5 yards per completion, with 7 of completions gained at least 20 yards (longs of 50, 47 and 46)

2012 SEASON HIGHLIGHTS: Named to *USA Today's* All-Joe Team (players who are critical to their team, but don't receive Pro Bowl nods) after starting all 16 games and posting career highs in passing yards (3,817 - second in franchise history: Vinny Testaverde, 4,177 in 1996) and completions (317 - second most in franchise history: Testaverde, 325 in 1996), while throwing 22 TD passes...Ravens scored the most points (398) in franchise history and posted the second-most total yards (5,640) in team history (5,723 in 1996)...Also rushed for a career-high 3 TDs

- Completed 69.4% of his passes (25 of 36) for 309 yards, 2 TDs and no INTs for a 114.2 QB rating, as part of an offense that posted a season-high 533 yards (224 rushing and 309 passing), the third-highest output in team history, in the 33-14 victory in **game 15 vs. NYG (12/23)**...Flacco tied a franchise record (Vinny Testaverde, 1996) with his fifth 300-yard passing game of the season (franchise-leading 13th of his career)
- Threw his 100th-career TD pass, as he went 20-of-40 for 254 yards, including 2 TDs, in **game 14 vs. Den. (12/16)**
- Completed 30 of 51 passes for 355 yards, 1 TD and no INTs in the 16-13 overtime victory in **game 11 at SD (11/25)**...Flacco led the Ravens to 13 unanswered points in the fourth quarter and overtime for the victory, including a 29-yard pass to RB Ray Rice, converting a fourth-and-29 in the fourth quarter and leading to a game-tying FG six plays later...Led a 12-play, 69-yard drive in overtime, which culminated with a game-winning 38-yard FG with 1:07 remaining in the extra period
- Earned FedEx Air Player of the Week honors after leading the Ravens to a franchise-record 55 points, completing 21 of 33 passes (63.6%) for 341 yards (11th-career 300-yard game) and 3 TDs (ninth-career 3-TD game) in **game 9 vs. Oak. (11/11)**... Also scored on a 1-yard plunge against the Raiders
- Was 28-of-46 for 356 yards, while crossing the 15,000-yard mark, with 1 TD in **game 4 vs. Cle. (9/27)**
- Completed 28 of 39 passes for 382 yards (third-highest total of his career and fourth most in team history) and 3 TDs in **game 3 vs. NE (9/23)**...Flacco led the Ravens to 503 total yards (third most in franchise history) and four scoring drives of at least 80 yards...With his 382 yards, Flacco became the Ravens' all-time leader in 300-yard passing games (9)

5 JOE FLACCO

CAREER HIGHLIGHTS:

- Is the Ravens' all-time leading passer in yards (17,633), TD passes (102), completions (1,507) and attempts (2,489) and is second in completion percentage (60.5)
- Flacco's 63 wins (including playoffs) are the most by an NFL starting QB since 2008, when he entered the league
- His 93 NFL starts (including playoffs) are the most to begin a career by a QB in NFL history...Flacco has produced 63 wins in those contests
- Flacco is the only starting quarterback in NFL history (since the 1970 merger) to win a playoff game in each of his first five seasons (2008-12)
- Became the first rookie QB in NFL history to win two playoff games in the 2008 Divisional Playoff win at Ten. (1/10/09)
- The tandem of John Harbaugh and Flacco, which in 2008 set the NFL record for most wins ever (13, including playoffs) by a rookie head coach starting a rookie QB, now own the league mark for earning the playoffs in their first five seasons
- Set the Ravens' single-season record for completion percentage (63.1) in 2009 and QB rating (93.6) in 2010, while his 25 passing TDs in 2010 and 3,817 passing yards in 2012 rank as the second-most in Ravens single-season history
- Owns the Ravens' franchise record for 300-yard passing games (13)
- Became the second QB in NFL postseason history (Joe Montana - 1989) to throw 11 TDs and 0 INTs in 2012
- Ravens set a franchise record for fewest turnovers with 16 in 2012
- Flacco has led the Ravens to 33 career regular season wins at home, tied for the most among NFL starting quarterbacks since 2008 (Matt Ryan)
- In each of the past four seasons (2009-12), Flacco and Aaron Rodgers are the only NFL quarterbacks to throw for at least 3,600 yards and 20 TDs while posting 12 INTs or less
- Among all NFL quarterbacks since 2008, Flacco has produced an NFL-high 27 total road wins (including playoffs)...Eli Manning and Aaron Rodgers are second with 24 road wins during that span

CAREER HONORS:

- Super Bowl XLVII MVP
- Diet Pepsi Rookie of the Year (*NFL.com* fan vote) in 2008
- NFL Offensive Rookie of the Month (November, 2008)
- *USA Today's* All-Joe Team (players who are critical to their team, but don't receive Pro Bowl nods) in 2009 and 2012
- AFC Rookie of the Week (Week 17, 2008)
- FedEx Air NFL Player of the Week (Week 3, 2011; Week 3, 2012; Week 10, 2012)
- GMC "Never Say Never" Moment of the Week (Week 9, 2011)
- AFC Offensive Player of the Week (Week 1, 2012)

2012

GAME-BY-GAME

RAVENS

Date/Opp.	PASSING											RUSHING				
	Att.	Comp.	Yards	Comp%	Yds/Att	TD	INT	LG	Sack/Lost	Rating	No.	Yards	Avg.	LG	TD	
9/10 vs. Cin.	29	21	299	72.4	10.3	2	0	52	3/21	128.4	2	-1	-0.5	0	0	
9/16 @ Phi.	42	22	232	52.4	5.5	1	1	40	2/18	66.8	0	0	0.0	0	0	
9/23 vs. NE	39	28	382	71.8	9.79	3	1	41	0/0	117.7	2	3	1.5	5	0	
9/27 vs. Cle.	46	28	356	60.9	7.74	1	1	39	4/19	83.2	2	4	2.0	3	1	
10/7 @ KC	27	13	187	48.1	6.93	0	1	43	4/22	55.6	3	14	4.7	16	0	
10/14 vs. Dal.	26	17	234	65.4	9.00	1	0	43	1/4	106.9	2	2	1.0	3	0	
10/21 @ Hou.	43	21	147	48.8	3.42	1	2	15t	4/26	45.4	2	7	3.5	5	0	
11/4 @ Cle.	24	15	153	62.5	6.38	1	0	27	1/8	94.6	2	1	0.5	2	0	
11/11 vs. Oak.	33	21	341	63.6	10.33	3	1	47t	0/0	115.8	1	1	1.0	1t	1	
11/18 @ Pit.	32	20	164	62.5	5.13	0	0	31	2/11	75.5	1	-1	-1.0	-1	0	
11/25 @ SD	51	30	355	58.8	6.96	1	0	54	5/39	86.6	4	-4	-1.0	0	0	
12/2 vs. Pit.	34	16	188	47.1	5.53	1	1	31	3/11	61.9	1	-1	-1.0	-1	0	
12/9 @ Was.	21	16	182	76.2	8.67	3	1	31t	2/9	121.4	5	9	1.8	5	0	
12/16 vs. Den.	40	20	254	50.0	6.35	2	1	61t	3/32	76.5	2	-2	-1.0	-1	0	
12/23 vs. NYG	36	25	309	69.4	8.58	2	0	43	0/0	114.2	3	-10	-3.3	1t	1	
12/30 @ Cin.	8	4	34	50.0	4.25	0	0	24	1/7	61.5	0	0	0.0	0	0	
Totals	531	317	3,817	59.7	7.19	22	10	61t	35/227	87.7	32	22	0.7	16	3	
Playoffs																
1/6/13 vs. Ind.	23	12	282	52.2	12.26	2	0	50	1/13	125.6	3	-3	-1.0	-1	0	
1/12/13 @ Den.	34	18	331	52.9	9.74	3	0	70t	1/7	116.2	2	7	3.5	7	0	
1/20/13 @ NE	36	21	240	58.3	6.67	3	0	26	2/5	106.3	3	12	4.0	14	0	
2/3/13 @ SF	33	22	287	66.7	8.70	3	0	56t	2/13	124.2	0	0	0.0	0	0	
Totals	126	73	1,140	57.9	9.05	11	0	70t	6/38	117.2	8	16	2.0	14	0	

RAVENS 5 JOE FLACCO

REGULAR SEASON

Year	Team	GP	GS	PASSING										RUSHING				
				Att.	Comp.	Yards	Comp%	Yds/Att	TD	INT	LG	Sack/Lost	Rating	No.	Yards	Avg.	LG	TD
2008	Baltimore	16	16	428	257	2,971	60.0	6.94	14	12	70t	32/276	80.3	52	180	3.5	38t	2
2009	Baltimore	16	16	499	315	3,613	63.1	7.24	21	12	72t	36/218	88.9	35	56	1.6	10	0
2010	Baltimore	16	16	489	306	3,622	62.6	7.41	25	10	67	40/294	93.6	43	84	2.0	14	1
2011	Baltimore	16	16	542	312	3,610	57.6	6.66	20	12	74t	31/203	80.9	39	88	2.3	33	1
2012	Baltimore	16	16	531	317	3,817	59.7	7.19	22	10	61t	35/227	87.7	32	22	0.7	16	3
Totals		80	80	2,489	1,507	17,633	60.5	7.08	102	56	74t	174/1,218	86.3	201	430	2.1	38t	7

CAREER SINGLE-GAME HIGHS (REGULAR SEASON)

Most Attempts: 52 (11/13/11 at Sea.)
Most Completions: 31 (10/30/11 vs. Ari.)
Most Yards Passing: 389 (9/25/11 at STL)
Most Touchdowns: 4 (12/20/09 vs. Chi.)
Longest Gain: 74t (9/25/11 at STL)

300-yard Passing Games: 13 (last: 309 yards, 12/23/12 vs. NYG)

Additional Statistics: Has 2 receptions for 35 yards (had 1 reception for a career-long 43 yards vs. Oak. 10/26/08)

POSTSEASON

Year	Team	GP	GS	PASSING										RUSHING				
				Att.	Comp.	Yards	Comp%	Yds/Att	TD	INT	LG	Sack/Lost	Rating	No.	Yards	Avg.	LG	TD
2008	Baltimore	3	3	75	33	437	44.0	5.83	1	3	48t	3/16	50.8	12	5	0.4	5t	1
2009	Baltimore	2	2	45	24	223	53.3	4.96	0	3	27	1/6	39.4	7	7	1.0	7	0
2010	Baltimore	2	2	64	41	390	64.1	6.09	3	1	28	9/51	115.4	9	25	2.8	13	0
2011	Baltimore	2	2	63	36	482	57.1	7.65	4	1	42	8/60	96.1	6	26	4.3	14	0
2012	Baltimore	4	4	126	73	1,140	57.9	9.05	11	0	70t	6/38	117.2	8	16	2.0	14	0
Totals		13	13	373	207	2,672	55.5	7.16	19	8	70t	27/171	86.2	42	79	1.9	14	1

RAVENS RANTS: JOE FLACCO

THE FRANCHISE QB



In 2012, QB Joe Flacco set a single-season career high in passing yards, breaking his previous record of 3,622 from 2010. Flacco compiled 3,817 yards, 22 TDs and 10 INTs on 317-of-531 passing. He also connected on 40 completions of 25-or-more yards, setting a Ravens' single-season record.

RAVENS ALL-TIME PASSING LEADERS (Franchise History)

Rk.	Player	G	Att	Cmp	Pct	Yards	TD	INT	Rate
1.	Joe Flacco	80	2,489	1,507	60.5	17,633	102	56	86.3
2.	Kyle Boller	53	1,311	746	56.9	7,846	45	44	71.9
3.	V. Testaverde	29	1,019	596	58.5	7,148	51	34	82.8

AIR IT OUT



PASSING YARDS (2012 Season)

1. Drew Brees	5,177
2. Matt Stafford	4,967
3. Tony Romo	4,903
4. Tom Brady	4,827
5. Matt Ryan	4,719
6. Peyton Manning	4,659
7. Andrew Luck	4,374
8. Aaron Rodgers	4,295
9. Josh Freeman	4,065
10. Carson Palmer	4,018
11. Matt Schaub	4,008
12. Eli Manning	3,948
13. Cam Newton	3,869
14. Joe Flacco	3,817

25+ YARD PASSES (2012 Season)

1. Drew Brees	47
2. Joe Flacco	40*
Peyton Manning	40

* Ravens record

PCT. INTS THROWN (2012 Season)

1. Tom Brady	1.3
Robert Griffin III	1.3
3. Aaron Rodgers	1.4
4. B. Roethlisberger	1.8
5. Joe Flacco	1.9

Note: Among NFL QBs with 500 attempts in 2012, Flacco (10), Brady (8) and Rodgers (8) threw the fewest INTs.

LEADER OF THE 300s

QB Joe Flacco owns a team-record 13 300-yard games, including five in 2012, tying Vinny Testaverde for the most in a Ravens' season.

300-YARD PASSING GAMES (Ravens Single Season)

1. Joe Flacco (2012)	5
V. Testaverde (1996)	5
3. Joe Flacco (2011)	4
4. Joe Flacco (2009)	3

300-YARD PASSING GAMES (Ravens History)

1. Joe Flacco (2008-12)	13
2. V. Testaverde (1996-97)	8
3. Three other players	2

RAVENS RECORDS

QB Joe Flacco owns a franchise-record 30 100-plus single-game passer ratings, including six in 2012. Flacco has also posted three of the Top 4 passing games in team history.

RAVENS SINGLE-GAME PASSING YARDS

Yards	Player	Opp./Date
429	Vinny Testaverde	vs. STL, 10/27/96
389	Joe Flacco	at STL, 9/25/11
385	Joe Flacco	at Min., 10/18/09
382	Joe Flacco	vs. NE, 9/23/12

RAVENS SINGLE-SEASON PASSING YARDS

Rk.	Player (Year)	Cmp-Att	Pct.	Yards	TD	INT	Rate
1.	V. Testaverde ('96)	325-549	59.2	4,177	33	19	88.7
2.	Joe Flacco ('12)	317-531	59.7	3,817	22	10	87.7
3.	Joe Flacco ('10)	306-489	62.6	3,622	25	10	93.6
4.	Joe Flacco ('09)	315-499	63.1	3,613	21	12	88.9
5.	Joe Flacco ('11)	312-542	57.6	3,610	20	12	80.9

SUPER BOWL MVP

Super Bowl XLVII MVP QB Joe Flacco was masterful during the Ravens' 2012 playoff run, completing 73 of 126 passes for 1,140 yards, 11 TDs and 0 INTs to produce a 117.2 passer rating. Flacco joined Hall of Fame QB Joe Montana (1989) as the only players to produce 11 TDs and 0 INTs during an NFL postseason.

JOE FLACCO STATISTICS / 2012 PLAYOFFS (Game-By-Game Totals)

Game (Opp./Rd.)	Cmp-Att	Pct.	Yards	TD	INT	Rate
1/06/13 vs. Ind. (WC)	12-23	52.2	282	2	0	125.6
1/12/13 at Den. (Div.)	18-34	52.9	331	3	0	116.2
1/20/13 at NE (AFC)	21-36	58.3	240	3	0	106.3
2/03/13 at SF (SB)	22-33	66.6	287	3	0	124.2
Totals (Record: 4-0)	73-126	57.9	1,140	11	0	117.2

Flacco Quick Hits:

- In his final six games of 2012 (including playoffs and dating back to 12/23 of the regular season), Flacco was 102-of-170 for 1,483 yards, 13 TDs and 0 INTs, producing a 113.9 passer rating.
- To close out the season, Flacco did not throw an INT (since 12/16/12 vs. Denver), compiling a streak of 195 passes without a pick.
- Flacco, Joe Montana (1989) and Kurt Warner (2008) are the only QBs in NFL history to throw 11 TDs in a single postseason. Neither Flacco nor Montana threw an INT in their postseasons.

NFL POSTSEASON RECORDS

PASSING YARDS

(Single-Season Playoff History)

1. Eli Manning (2011)	1,219
2. Kurt Warner (2008)	1,147
3. Joe Flacco (2012)	1,140

PASSING TOUCHDOWNS

(Single-Season Playoff History)

1. Joe Flacco (2012)	11
Joe Montana (1989)	11
Kurt Warner (2008)	11

PASSING FIRST DOWNS

(Single-Season Playoff History)

1. Eli Manning (2011)	61
2. Peyton Manning (2006)	55
3. Joe Flacco (2012)	53
Aaron Rodgers (2010)	53

PASSER RATING (Min. 80 Att.)

(Single-Season Playoff History)

1. Joe Montana (1989)	146.4
2. Troy Aikman (1992)	126.4
3. Joe Flacco (2012)	117.2
Steve Young (1994)	117.2

FLACCO FAST FACTS

MOST WINS BY STARTING QBs (Including Playoffs / Since 2008)

Rk.	Player	Record
1.	Joe Flacco	63-30
2.	Aaron Rodgers	57-29
	Matt Ryan	57-26
4.	Drew Brees	56-29

• In Joe Flacco's 54 regular season wins (second most by a starting QB since 2008), he is 998-of-1,598 (62.5%) for 12,406 yards, 72 TDs and 20 INTs (96.3 passer rating).

• Baltimore is 33-4 when Flacco produces at least a 95 rating (and 18-2 when he's at 110.0 or better).

MOST CONSECUTIVE STARTS BY QUARTERBACKS (Active Streaks / Regular Season)

Rk.	Player	Starts
1.	Eli Manning	135
2.	Philip Rivers	112
3.	Joe Flacco	80
4.	Tom Brady	64

• Flacco has 33 career regular season wins at home, tied (Matt Ryan) for the most among NFL starting QBs since 2008. Flacco is 33-7 at M&T Bank Stadium.

RAVENS RANTS: JOE FLACCO

FLACCO COMEBACK WINS (13 REGULAR SEASON, 2 PLAYOFFS)

GAME-WINNING DRIVES IN FOURTH QUARTER OR OVERTIME

<u>Date/Opp.</u>	<u>Drive Length</u>	<u>Scoring Play</u>	<u>Time Left</u>	<u>Score</u>
11/2/08 at Cle.	5 plays, 59 yards in 1:54	Stover 22-yard field goal	5:36	30-27
1/10/09 at Ten. (Div.)	9 plays, 51 yards in 3:30	Stover 43-yard field goal	0:53	13-10
9/13/09 vs. KC	8 plays, 74 yards in 3:15	Clayton 31-yard pass from Flacco	2:06	38-24
11/29/09 vs. Pit.	6 plays, 17 yards in 3:23	Cundiff 29-yard field goal	6:42 (OT)	20-17
9/26/10 vs. Cle.	10 plays, 69 yards in 5:41	Boldin 27-yard pass from Flacco	9:13	21-17
10/3/10 at Pit.	4 plays, 40 yards in 0:36	Houshmandzadeh 18-yard pass from Flacco	0:32	17-14
10/24/10 vs. Buf.	4 plays, 9 yards in 1:58	Cundiff 38-yard field goal	10:54 (OT)	37-34
12/19/10 vs. NO	5 plays, 66 yards in 1:31	Cundiff 32-yard field goal	10:03	27-24 (30-24 final)
10/30/11 vs. Ari.	5 plays, 37 yards in 0:52	Cundiff 25-yard field goal	0:00	30-27
11/6/11 at Pit.	13 plays, 92 yards in 2:16	T. Smith 26-yard pass from Flacco	0:08	23-20
11/24/11 vs. SF	16 plays, 76 yards in 7:34	Pitta 8-yard pass from Flacco	14:56	13-6 (16-6 final)
9/23/12 vs. NE	7 plays, 70 yards in 1:55	Tucker 27-yard field goal	0:00	31-30
11/04/12 at Cle.	9 plays, 81 yards in 4:22	T. Smith 19-yard pass from Flacco	4:26	22-15 (25-15 final)
11/25/12 at SD	12 plays, 40 yards in 3:09	Tucker 38-yard field goal	0:00	13-13
	12 plays, 69 yards in 3:49	Tucker 38-yard field goal	1:07 (OT)	16-13
1/12/13 at Den. (Div.)	3 plays, 77 yards in :38	J. Jones 70-yard pass from Flacco	0:31	35-35
	6 plays, 16 yards in 2:33	Tucker 47-yard field goal	13:18 (2OT)	38-35

REVVED-UP OFFENSE

Under the direction of **Jim Caldwell**, who was elevated to offensive coordinator prior to the Ravens' Dec. 16 game vs. Denver, Baltimore averaged 400.6 yards of offense per contest (146.4 rushing and 254.1 passing) and 27.3 points per game.

RAVENS OFFENSIVE OUTPUT UNDER JIM CALDWELL (Final Seven Games of 2012)

<u>Date/Game</u>	<u>Points</u>	<u>Total Yards</u>	<u>Rush Yards</u>	<u>Pass Yards</u>
12/16/12 vs. Den.	17	278	56	222
12/23/12 vs. NYG	33	533	224	309
12/30/12 at Cin.	17	352	206	146
1/06/13 vs. Ind. (WC)	24	439	170	269
1/12/13 at Den. (Div.)	38	479	155	324
1/20/13 at NE (AFC)	28	356	121	235
2/03/13 at SF (SB)	34	367	93	274
Avg. Per Game	27.3	400.6	146.4	254.1

Playoff "O" Quick Hit:

- The Ravens averaged 410.3 yards of offense during the 2012 playoffs and scored 31.0 points per game.



FLACCO IS THE FIRST

Joe Flacco is the first starting QB in NFL history (since 1970 merger) to make the playoffs in each of his first five seasons. Also winning at least one playoff game in each of his first five years, he's compiled nine playoff victories, which tie (Tom Brady) for the most among QBs in the first five seasons of a career.

MOST PLAYOFF WINS BY A STARTING QB / FIRST FIVE SEASONS (Since 1970 Merger)

<u>Quarterback</u>	<u>Seasons</u>	<u>Playoff Wins/Record</u>
Joe Flacco	2008-12	9-4
Tom Brady	2000-04	9-0
Ben Roethlisberger	2004-08	8-2
Troy Aikman	1989-93	6-1

Flacco Quick Hits:

- Including playoffs, Flacco has posted 63 total wins in his first five seasons, ranking as the NFL's most among all NFL QBs since 2008.
- Flacco has six career road wins in the playoffs (including two apiece in each of the 2008 and 2012 campaigns), ranking as the most in NFL postseason history (Eli Manning is next with five).
- In the Ravens' last eight playoff games (since the 2010 season), Flacco is 150-of-253 for 2,012 yards, 18 TDs and 2 INTs (105.0 rating).

PLAYOFF NUMBERS TO RAVE ABOUT

23

Offensive plays of 20-or-more yards by the Ravens during the 2012 playoffs. During the regular season, Baltimore posted a franchise-record 72 such plays, which ranked third in the NFL.

71.4

Red zone TD scoring percentage by the Ravens during the 2012 postseason, scoring TDs on 10 of 14 trips inside the 20. At one point, Baltimore scored a TD on 10-straight trips inside the red zone.

66

GINO GRADKOWSKI

GUARD/CENTER | 6-3 | 300

COLLEGE: DELAWARE

HS: SETON-LA SALLE (PA)

BORN: 11/5/88, PITTSBURGH, PA

EXP. (NFL/RAVENS): ROOKIE

GP/GS (PLAYOFFS): 16/0 (4/0)

2012 POSTSEASON HIGHLIGHTS: (GP/GS: 4/0) Saw action on special teams in all four playoff games

- Played on special teams in the 34-31 victory in **Super Bowl XLVII vs. SF (2/3/13)**
- Saw action on special teams in the 28-13 victory in the **AFC Championship at NE (1/20/13)**
- Played on special teams before leaving the game with a concussion in the 38-35 double-overtime win in the **Divisional game at Den. (1/12/13)**
- Saw action in his first-career postseason game (on special teams) in the 24-9 victory in the **Wild Card game vs. Ind. (1/6/13)**

2012 SEASON HIGHLIGHTS: (GP/GS: 16/0) Saw action in all 16 games as a rookie, helping the Ravens score the most points (398) in franchise history and post the second-most total yards (5,640) in team history (5,723 in 1996), including a career-high 3,817 passing yards by QB Joe Flacco and 1,143 yards and 9 TDs rushing by RB Ray Rice

- Saw extended action at center, helping the Ravens out-gain the Bengals 352 to 189, including 206 yards and 2 TDs rushing, in **game 16 at Cin. (12/30)**
- Played on special teams in the 33-14 victory in **game 15 vs. NYG (12/23)**.
- Saw action on special teams and recorded a KOR for 12 yards in **game 14 vs. Den. (12/16)**
- Played on special teams in **games 10-13**
- Saw action on special teams and had a key block, paving the way for P Sam Koch to score a TD on a fake FGA in the 55-20 victory in **game 9 vs. Oak. (11/11)**
- Saw action on special teams in **games 2-8**
- Saw action in his first-career NFL game in the 44-13 victory in **game 1 vs. Cin. (9/10)**

COLLEGE HIGHLIGHTS:

- Started all 37 games over three seasons at Delaware following his transfer from West Virginia
- Saw action at LG, RG and center, helping the Blue Hens to a 25-12 record over that time span

COLLEGE HONORS:

- First-team All-Colonial Athletic Association (2010-11)
- Second-team All-American by Phil Steele's College Football (2010-11)
- First-team All-American by the *Associated Press*, *The Sports Network* and American Football Coaches Association (2011)

24 COREY GRAHAM

REGULAR SEASON

Year	Team	GP	GS	TACKLES			SACKS		INTERCEPTIONS					FUMBLES			
				TT	Solo	Asst.	No.	Yards	No.	Yards	LG	TD	PD	FF	FR	Yards	
2007	Chicago	13	0	0	0	0	0.0	0.0	0	0	0	0	0	0	0	0	0
2008	Chicago	16	9	93	73	20	0.0	0.0	1	6	6	0	6	1	1	0	0
2009	Chicago	16	1	18	14	4	0.0	0.0	0	0	0	0	4	0	0	0	0
2010	Chicago	16	0	0	0	0	0.0	0.0	0	0	0	0	0	0	0	0	0
2011	Chicago	16	0	6	3	3	0.0	0.0	3	11	10	0	3	0	0	0	0
2012	Baltimore	16	8	54	36	18	0.0	0.0	2	20	20	0	8	0	0	0	0
Totals		93	18	171	126	45	0.0	0.0	6	37	20	0	21	1	1	0	0

SPECIAL TEAMS TACKLES (110): 2007 (20), 2008 (14), 2009 (23), 2010 (25), 2011 (22); 2012 (6)

CAREER SINGLE-GAME HIGHS (REGULAR SEASON)

Total Tackles: 13 (11/30/08 at Min.)	Solo Tackles: 12 (11/30/08 at Min.)
Sacks: None	INTs: 1 6 times (last: 12/2/12 vs. Pit.)
Forced Fumbles: 1 (10/12/08 at Atl.)	Fumble Recoveries: 1 (11/9/08 vs. Ten.)
Passes Defensed: 3 (11/18/12 at Pit.)	

POSTSEASON

Year	Team	GP	GS	TACKLES			SACKS		INTERCEPTIONS					FUMBLES			
				TT	Solo	Asst.	No.	Yards	No.	Yards	LG	TD	PD	FF	FR	Yards	
2010	Chicago	2	0	0	0	0	0.0	0.0	0	0	0	0	0	0	0	0	0
2012	Baltimore	4	4	32	20	12	0.5	3.0	2	39	39t	1	7	0	0	0	0
Totals		6	4	32	20	12	0.5	3.0	2	39	39t	1	7	0	0	0	0

70

RAMON HAREWOOD

TACKLE | 6-6 | 334

COLLEGE: MOREHOUSE

EXP. (NFL/RAVENS): 3/3

HS: QUEEN'S COLLEGE

GP/GS (PLAYOFFS): 6/5 (0/0)

BORN: 2/3/87, ST. MICHAEL, BARBADOS

2012 POSTSEASON HIGHLIGHTS: (GP/GS: 0/0) Was a game-day inactive in all four playoff games

2012 SEASON HIGHLIGHTS: (GP/GS: 6/5): Saw action in 6 games, including 5 starts at RG, helped the Ravens score the most points (398) in franchise history and the second-most total yards (5,640) in team history (5,723 in 1996), including a career-high 3,817 passing yards by QB Joe Flacco and 1,143 yards and 9 TDs rushing by RB Ray Rice

- Saw action from scrimmage and on special teams in **game 16 at Cin. (12/30)**
- Was a game-day inactive in **games 6-15**
- Started at LG and helped protect QB Joe Flacco, who threw for 356 yards and 1 TD, as well as rushing for a TD, in the 23-16 victory in **game 4 vs. Cle. (9/27)**
- Started at LG and helped the Ravens produce 503 total yards (third-highest total in franchise history), including 382 yards and 3 TDs through the air by QB Joe Flacco, in the 31-30 victory in **game 3 vs. NE (9/23)**...The Ravens had four scoring drives of 80 yards or more...Ravens did not allow a sack against the Patriots
- Started at RG and helped the Ravens average 5.3 yards per carry (21 attempts for 111 yards and a TD) in **game 2 at Phi. (9/16)**
- Started his first-career NFL game at RG and helped the Ravens gain 430 total yards of offense and set a Week 1 franchise-record 44 points in the 44-13 victory in **game 1 vs. Cin. (9/10)**

CAREER HIGHLIGHTS:

- Started his first-career NFL game and helped the Ravens gain 430 total yards of offense and set a then-franchise-record 44 points in the 44-13 victory in vs. Cin. (9/10/12)
- Spent his first two seasons on Injured Reserve (ankle in 2011 and knees in 2010)

32 JAMES IHEDIGBO

SAFETY | 6-1 | 214

COLLEGE: MASSACHUSETTS

HS: AMHERST REGIONAL (MA)

BORN: 12/3/83, AMHERST, MA

EXP. (NFL/RAVENS): 5/1

GP/GS (PLAYOFFS): 69/15 (13/3)

2012 POSTSEASON HIGHLIGHTS: Played in all four playoff games, recording a tackle from scrimmage and a special teams stop

- Played on special teams (recording a solo tackle) in the 34-31 victory in **Super Bowl XLVII vs. SF (2/3/13)** and saw action in the 28-13 victory in the **AFC Championship at NE (1/20/13)**
- Saw action on special teams in the 38-35 double-overtime win in the **Divisional game at Den. (1/12/13)**
- Netted a solo tackle for a defense that kept the Colts out of the end zone in the 24-9 victory in the **Wild Card game vs. Ind. (1/6/13)**

2012 SEASON HIGHLIGHTS: Saw action in all 16 games, including 3 starts in his first season with the Ravens...Finished with 19 tackles, 1 sack and 1 PD...Also produced 6 solo special teams stops

- Started and produced 4 tackles and a PD for a defense that held the Giants to 186 total yards and 20% (2-of-10) on third down in the 33-14 victory in **game 15 vs. NYG (12/23)**
- Started in place of an injured Bernard Pollard (chest) and posted a season-high 6 tackles in **game 14 vs. Den. (12/16)**
- Recorded a sack (-7 yards) and a special teams stop in the 13-10 victory in **game 10 at Pit. (11/18)**
- Recorded 2 tackles for a defense that forced 4 turnovers in **game 2 at Phi. (9/16)**

CAREER HIGHLIGHTS:

- Posted a career-high 72 tackles (50 solo) while with the Patriots in 2011
- Produced a single-game career-high 8 tackles twice in 2011 (12/24 vs. Mia. and 11/13 vs. NYJ)
- Recorded his first-career sack at TB (12/13/09)
- Owns 74 career special teams tackles
- Led the Jets with a career-high 27 special teams stops in 2009

2012

GAME-BY-GAME DEFENSE

RAVENS

Date/Opp.	TT	Solo	Asst.	Sacks	INT	PD	FF	FR
9/10 vs. Cin.	2	1	1	0-0	0-0	0	0	0
9/16 @ Phi.	2	2	0	0-0	0-0	0	0	0
9/23 vs. NE	0	0	0	0-0	0-0	0	0	0
9/27 vs. Cle.	0	0	0	0-0	0-0	0	0	0
10/7 @ KC	0	0	0	0-0	0-0	0	0	0
10/14 vs. Dal.	1	0	1	0-0	0-0	0	0	0
10/21 @ Hou.	0	0	0	0-0	0-0	0	0	0
11/4 @ Cle.	0	0	0	0-0	0-0	0	0	0
11/11 vs. Oak.	2	1	1	0-0	0-0	0	0	0
11/18 @ Pit.	1	1	0	1-7	0-0	0	0	0
11/25 @ SD	0	0	0	0-0	0-0	0	0	0
12/2 vs. Pit.	0	0	0	0-0	0-0	0	0	0
12/9 @ Was.	1	0	1	0-0	0-0	0	0	0
12/16 vs. Den.	6	4	2	0-0	0-0	0	0	0
12/23 vs. NYG	4	3	1	0-0	0-0	0	0	0
12/30 @ Cin.	0	0	0	0-0	0-0	1	0	0
Totals	19	12	7	1-7	0-0	1	0	0
Playoffs								
1/6/13 vs. Ind.	1	1	0	0-0	0-0	0	0	0
1/12/13 @ Den.				SAW ACTION ON SPECIAL TEAMS				
1/20/13 @ NE				SAW ACTION ON SPECIAL TEAMS				
2/3/13 @ SF				SAW ACTION ON SPECIAL TEAMS				
Totals	1	1	0	0-0	0-0	0	0	0

2012

GAME-BY-GAME SPECIAL TEAMS TACKLES

RAVENS

Date/Opp.	TT	Solo	Asst.	FF	FR	BK
9/10 vs. Cin.	0	0	0	0	0	0
9/16 @ Phi.	0	0	0	0	0	0
9/23 vs. NE	0	0	0	0	0	0
9/27 vs. Cle.	0	0	0	0	0	0
10/7 @ KC	2	2	0	0	0	0
10/14 vs. Dal.	0	0	0	0	0	0
10/21 @ Hou.	0	0	0	0	0	0
11/4 @ Cle.	0	0	0	0	0	0
11/11 vs. Oak.	0	0	0	0	0	0
11/18 @ Pit.	1	1	0	0	0	0
11/25 @ SD	1	1	0	0	0	0
12/2 vs. Pit.	1	1	0	0	0	0
12/9 @ Was.	0	0	0	0	0	0
12/16 vs. Den.	1	1	0	0	0	0
12/23 vs. NYG	0	0	0	0	0	0
12/30 @ Cin.	0	0	0	0	0	0
Totals	6	6	0	0	0	0
Playoffs						
1/6/13 vs. Ind.	0	0	0	0	0	0
1/12/13 @ Den.	0	0	0	0	0	0
1/20/13 @ NE	0	0	0	0	0	0
2/3/13 @ SF	1	1	0	0	0	0
Totals	1	1	0	0	0	0

39

CHRIS JOHNSON

CORNERBACK | 6-1 | 200

COLLEGE: LOUISVILLE

HS: PINE TREE (LONGVIEW, TX)

BORN: 9/25/79, GLADEWATER, TX

EXP. (NFL/RAVENS): 9/1

GP/GS (PLAYOFFS): 77/31 (1/0)

2012 POSTSEASON HIGHLIGHTS: Saw action in one playoff contest (on special teams) and was inactive for the three others

- Was a game-day inactive in the 34-31 victory in **Super Bowl XLVII vs. SF (2/3/13)**
- Saw action in his first-career postseason game (on special teams) in the 28-13 victory in the **AFC Championship at NE (1/20/13)**
- Was a game-day inactive in the 38-35 double-overtime win in the **Divisional game at Den. (1/12/13)** and the 24-9 victory in the **Wild Card game vs. Ind. (1/6/13)**

2012 SEASON HIGHLIGHTS: Saw action in 4 games (1 start), producing 7 solo tackles and 1 FF, after being signed by the Ravens on 11/13

- Produced 3 solo tackles in **game 13 at Was. (12/9)** after missing the two previous games with a thigh injury
- Subbed and recorded a tackle and a FF in the 13-10 victory in **game 10 at Pit. (11/18)** in his first game with the Ravens

CAREER HIGHLIGHTS:

- Scored an INT-TD (30 yard-rerturn) while with the Raiders at Den. (10/24/10)
- Started a career-high 15 games while with the Raiders in 2009
- Posted a career-high 68 tackles while with the Raiders in 2009
- Recorded his first-career INT while with the Raiders vs. SD (9/28/08)
- Started his first-career NFL game while with the Rams at Hou. (11/27/05)
- Returned a KO 99 yards for his first-career TD while with the Rams vs. Sea. (10/9/05)

2012

GAME-BY-GAME DEFENSE

RAVENS

Date/Opp.	TT	Solo	Asst.	Sacks	INT	PD	FF	FR
9/10 vs. Cin.				NOT ON ROSTER				
9/16 @ Phi.				NOT ON ROSTER				
9/23 vs. NE				NOT ON ROSTER				
9/27 vs. Cle.				NOT ON ROSTER				
10/7 @ KC				NOT ON ROSTER				
10/14 vs. Dal.				NOT ON ROSTER				
10/21 @ Hou.				NOT ON ROSTER				
11/4 @ Cle.				NOT ON ROSTER				
11/11 vs. Oak.				NOT ON ROSTER				
11/18 @ Pit.	1	1	0	0-0	0-0	0	1	0
11/25 @ SD				INACTIVE - THIGH				
12/2 vs. Pit.				INACTIVE - THIGH				
12/9 @ Was.	3	3	0	0-0	0-0	0	0	0
12/16 vs. Den.	1	1	0	0-0	0-0	0	0	0
12/23 vs. NYG				DID NOT PLAY - COACH'S DECISION				
12/30 @ Cin.	2	2	0	0-0	0-0	0	0	0
Totals	7	7	0	0-0	0-0	0	1	0

Playoffs

1/6/13 vs. Ind.				INACTIVE				
1/12/13 @ Den.				INACTIVE				
1/20/13 @ NE				SAW ACTION ON SPECIAL TEAMS				
2/3/13 @ SF				INACTIVE				
Totals	0	0	0	0-0	0-0	0	0	0

97

ARTHUR JONES

DEFENSIVE END | 6-3 | 315

COLLEGE: SYRACUSE

HS: UNION ENDICOTT (ENDICOTT, NY) BORN: 6/3/86, ROCHESTER, NY

EXP. (NFL/RAVENS): 3/3

GP/GS (PLAYOFFS): 32/7 (6/2)

2012 POSTSEASON HIGHLIGHTS: Saw action in all four games (two starts) and recorded 9 tackles, 1 sack and a team-leading 2 FRs for a defense that forced 10 turnovers in four playoff games

- Started and recorded 2 solo tackles, including a sack (-6 yards), and recorded a FR, which led to a Ravens' TD 10 plays later, in the 34-31 victory in **Super Bowl XLVII vs. SF (2/3/13)**
- Posted 2 tackles and a FR, which led to a Ravens' TD 4 plays later, in the 28-13 victory in the **AFC Championship at NE (1/20/13)**
- Recorded 2 tackles for a defense that forced 3 turnovers and allowed just 3.0 yards per rushing attempt in the 38-35 double-overtime win in the **Divisional game at Den. (1/12/13)**
- Started his first-career playoff game, recording a postseason career-high 3 tackles for a defense that kept the Colts out of the end zone in the 24-9 victory in the **Wild Card game vs. Ind. (1/6/13)**

2012 SEASON HIGHLIGHTS: Saw action in all 16 games, including 6 starts, and established career highs in tackles (47), sacks (4.5) and recorded his first-career FF

- Recorded 4 tackles and 1.5 sacks (his third-consecutive game with at least 1 sack) in **game 13 at Was. (12/9)**
- Subbed and produced 5 tackles, including his first-career sack (finished the game with 2 sacks), for a defense that held the Chargers to 20% on third down (3-of-15) in the 16-13 overtime victory in **game 11 at SD (11/25)**
- Started and produced a career-high 6 tackles in **game 7 at Hou. (10/21)**
- Posted 3 tackles and his first-career FF for a defense that forced 4 turnovers in the victory over the Chiefs in **game 5 at KC (10/7)**
- Recorded a solo tackle for a defense that held the Browns to 20% on third down (3-of-15) in the 23-16 victory in **game 4 vs. Cle. (9/27)**

CAREER HIGHLIGHTS:

- Recorded a career-high 2 sacks (first sacks of his career) in the 16-13 overtime victory at SD (11/25/12)
- Produced a career-high 6 tackles at Hou. (10/21/12)
- Started his first-career game vs. Cle. (12/24/11)
- Recorded his first-career tackle at Ten. (9/18/11)
- Saw action in his first-career game vs. TB (11/28/10)

2012

GAME-BY-GAME DEFENSE

RAVENS

Date/Opp.	TT	Solo	Asst.	Sacks	INT	PD	FF	FR
9/10 vs. Cin.	4	4	0	0-0	0-0	0	0	0
9/16 @ Phi.	0	0	0	0-0	0-0	0	0	0
9/23 vs. NE	0	0	0	0-0	0-0	0	0	0
9/27 vs. Cle.	1	1	0	0-0	0-0	0	0	0
10/7 @ KC	3	2	1	0-0	0-0	0	1	0
10/14 vs. Dal.	1	1	0	0-0	0-0	0	0	0
10/21 @ Hou.	6	1	5	0-0	0-0	0	0	0
11/4 @ Cle.	4	1	3	0-0	0-0	0	0	0
11/11 vs. Oak.	2	1	1	0-0	0-0	0	0	0
11/18 @ Pit.	4	1	3	0-0	0-0	0	0	0
11/25 @ SD	5	4	1	2-15	0-0	0	0	0
12/2 vs. Pit.	4	3	1	1-3	0-0	0	0	0
12/9 @ Was.	4	2	2	1.5-11.5	0-0	0	0	0
12/16 vs. Den.	3	3	0	0-0	0-0	0	0	0
12/23 vs. NYG	1	1	0	0-0	0-0	0	0	0
12/30 @ Cin.	5	2	3	0-0	0-0	0	0	0
Totals	47	27	20	4.5-29.5	0-0	0	1	0
Playoffs								
1/6/13 vs. Ind.	3	2	1	0-0	0-0	0	0	0
1/12/13 @ Den.	2	1	1	0-0	0-0	0	0	0
1/20/13 @ NE	2	0	2	0-0	0-0	0	0	1
2/3/13 @ SF	2	2	0	1-6	0-0	0	0	1
Totals	9	5	4	1-6	0-0	0	0	2

RAVENS 97 ARTHUR JONES

REGULAR SEASON

Year	Team	GP	GS	TACKLES			SACKS		INTERCEPTIONS					FUMBLES			
				TT	Solo	Asst.	No.	Yards	No.	Yards	LG	TD	PD	FF	FR	Yards	
2010	Baltimore	2	0	0	0	0	0.0	0.0	0	0	0	0	0	0	0	0	0
2011	Baltimore	14	1	18	12	6	0.0	0.0	0	0	0	0	0	0	0	0	0
2012	Baltimore	16	6	47	27	20	4.5	29.5	0	0	0	0	0	0	1	0	0
Totals		32	7	65	39	26	4.5	29.5	0	0	0	0	0	0	1	0	0

SPECIAL TEAMS TACKLES (1): 2011 (1)

CAREER SINGLE-GAME HIGHS (REGULAR SEASON)

Total Tackles: 6 (10/21/12 at Hou.)	Solo Tackles: 4 2 times (last: 11/25/12 at SD)
Sacks: 2 (11/25/12 at SD)	Interceptions: None
Forced Fumbles: 1 (10/7/12 at KC)	Fumble Recoveries: None
Passes Defensed: None	

POSTSEASON

Year	Team	GP	GS	TACKLES			SACKS		INTERCEPTIONS					FUMBLES			
				TT	Solo	Asst.	No.	Yards	No.	Yards	LG	TD	PD	FF	FR	Yards	
2010	Baltimore	0	0	0	0	0	0.0	0.0	0	0	0	0	0	0	0	0	0
2011	Baltimore	2	0	1	0	1	0.0	0.0	0	0	0	0	0	0	0	0	0
2012	Baltimore	4	2	9	5	4	1.0	6.0	0	0	0	0	0	0	0	2	0
Totals		6	2	10	5	5	1.0	6.0	0	0	0	0	0	0	0	2	0

12

JACOBY JONES

WIDE RECEIVER/RETURN SPECIALIST | 6-2 | 220

COLLEGE: LANE HS: MARION ABRAMSON (NEW ORLEANS, LA)
EXP. (NFL/RAVENS): 6/1 GP/GS (PLAYOFFS): 91/24 (6/1)

BORN: 7/11/84, NEW ORLEANS, LA

2012 POSTSEASON HIGHLIGHTS: Posted 619 combined yards, with 362 yards and 1 TD on KORs, 147 yards and 2 TDs receiving and 110 PR yards in four playoff games

- Set a Super Bowl record with 290 combined yards, including 206 on KORs (with a Super Bowl-record 108-yard KOR for a TD to open the second half), a 56-yard TD reception and 28 PR yards in the 34-31 victory in **Super Bowl XLVII vs. SF (2/3/13)**
- Posted 3 KORs for 32 yards, 1 PR for 11 yards and hauled in 1 reception for 6 yards in the 28-13 victory in the **AFC Championship at NE (1/20/13)**
- Pulled in 2 receptions for 77 yards, including a postseason franchise-long 70-yard TD with :31 remaining in the fourth quarter, sending the game to overtime, in the 38-35 double-overtime win in the **Divisional game at Den. (1/12/13)**...Also had 4 KORs for 64 yards and 1 PR for 14 yards against the Broncos
- Averaged 30.0 yards per KOR (2 for 60), 14.3 yards per punt return (4 for 57) and pulled in 1 reception (his first-career postseason catch) for 8 yards in the 24-9 victory in the **Wild Card game vs. Ind. (1/6/13)**

2012 SEASON HIGHLIGHTS: Earned his first-career Pro Bowl nod after leading the league with a franchise-record 30.7 KOR average, picking up 1,167 KOR yards and 2 TDs on 38 returns...Jones tied an NFL record with a 108-yard KOR for a TD vs. Dal. (10/14/12) and became the first Raven ever to post multiple KOR-TDs in a season and a career...He is also the only player in NFL history to record dual KOR-TDs of at least 105 yards...Jones also had 37 PRs for 341 yards, including a 63-yard TD return, and pulled in 30 receptions for 406 yards (13.5 avg.) and 1 TD

- Pulled in 5 receptions for 50 yards, had 7 PRs for 61 yards and 2 KORs for 46 yards in the 16-13 overtime victory in **game 11 at SD (11/25)**
- Posted 2 PRs for 66 yards (33.0 avg.), including a 63-yard TD return (his third kick/punt return-TD in five games), in the 13-10 victory in **game 10 at Pit. (11/18)**...Also had 2 KORs for 58 yards (29.0 avg.)
- Earned AFC Special Teams Player of the Week honors after becoming the first Raven ever to post multiple KOR-TDs in a season and a career with a 105-yard KOR-TD in the 55-20 victory in **game 9 vs. Oak. (11/11)**...Jones is the only player in NFL history to record dual KOR-TDs of at least 105 yards... He returned 3 punts for 36 yards (12.0 avg.), also pulling in 2 receptions for 54 yards and carrying the ball once for 6 yards against the Raiders
- Earned AFC Special Teams Player of the Week honors after he tied an NFL record with a 108-yard KOR for a TD in the third quarter of the 31-29 victory in **game 6 vs. Dal. (10/14)**...Also pulled in 2 receptions for 15 yards against the Cowboys
- Started and pulled in 1 reception, good for a 21-yard TD in **game 2 at Phi. (9/16)**...Also posted 3 PRs for 34 yards (11.3 avg.) against the Eagles
- Started and posted 3 receptions for 46 yards in the 44-13 win in **game 1 vs. Cin. (9/10)**...Also had 1 PR for 9 yards

CAREER HIGHLIGHTS:

- Established a Super Bowl record with a 108-yard KOR for a TD and 290 combined yards
- Tied an NFL record with a 108-yard KOR for a TD vs. Dal. (10/14/12) - Ellis Hobbs (9/9/07) and Randall Cobb (9/8/11)
- Is the first Raven ever to post multiple KOR-TDs in a season and a career and is the only player in NFL history to record dual KOR-TDs of at least 105 yards
- Has returned 4 punts and 3 KO for TDs
- Is the only Raven to produce 3 combined kick return TDs in a season (2 KORs and 1 PR)
- Owns the Texans' franchise record with 4 career returns for a TD
- Only player in Texans history to have 3 PRs for TDs
- Established a Ravens franchise record and led the league with a 30.7 yard per KOR average in 2012 (38 for 1,167 yards and 2 TDs)
- Had a career-long 79-yard PR vs. Ind. (9/11/11)

CAREER HONORS:

- Pro Bowler (2012)
- AFC Special Teams Player of the Month (November, 2012)
- AFC Special Teams Player of the Week (Week 6, 2008; Week 8, 2008; Week 4, 2009; Week 6, 2012; Week 10, 2012)
- *Associated Press* first-team All-Pro (2012)
- *PFW/PFWA* first-team All-Pro (2012)
- *Sports Illustrated* (Peter King) All-Pro (2012)

2012

Date/Opp.	RAVENS GAME-BY-GAME OFFENSE					RECEIVING					RUSHING				
	No.	Yds.	Avg.	LG	TD	No.	Yds.	Avg.	LG	TD	No.	Yds.	Avg.	LG	TD
9/10 vs. Cin.	3	46	15.3	25	0	0	0	0.0	0	0	0	0	0.0	0	0
9/16 @ Phi.	1	21	21.0	21t	1	0	0	0.0	0	0	0	0	0.0	0	0
9/23 vs. NE	3	86	28.7	41	0	0	0	0.0	0	0	0	0	0.0	0	0
9/27 vs. Cle.	2	17	8.5	10	0	0	0	0.0	0	0	0	0	0.0	0	0
10/7 @ KC	0	0	0.0	0	0	0	0	0.0	0	0	0	0	0.0	0	0
10/14 vs. Dal.	2	15	7.5	10	0	0	0	0.0	0	0	0	0	0.0	0	0
10/21 @ Hou.	2	17	8.5	9	0	0	0	0.0	0	0	0	0	0.0	0	0
11/4 @ Cle.	0	0	0.0	0	0	0	0	0.0	0	0	0	0	0.0	0	0
11/11 vs. Oak.	2	54	27.0	47	0	1	6	6.0	6	0	0	0	0.0	6	0
11/18 @ Pit.	2	1	0.5	4	0	0	0	0.0	0	0	0	0	0.0	0	0
11/25 @ SD	5	50	10.0	24	0	0	0	0.0	0	0	0	0	0.0	0	0
12/2 vs. Pit.	1	5	5.0	5	0	0	0	0.0	0	0	0	0	0.0	0	0
12/9 @ Was.	0	0	0.0	0	0	0	0	0.0	0	0	0	0	0.0	0	0
12/16 vs. Den.	3	51	17.0	43	0	0	0	0.0	0	0	0	0	0.0	0	0
12/23 vs. NYG	1	7	7.0	7	0	0	0	0.0	0	0	0	0	0.0	0	0
12/30 @ Cin.	3	36	12.0	24	0	0	0	0.0	0	0	0	0	0.0	0	0
Totals	30	406	13.5	47	1	1	6	6.0	6	0	0	0	0.0	6	0
Playoffs															
1/6/13 vs. Ind.	1	8	8.0	8	0	0	0	0.0	0	0	0	0	0.0	0	0
1/12/13 @ Den.	2	77	38.5	70t	1	0	0	0.0	0	0	0	0	0.0	0	0
1/20/13 @ NE	1	6	6.0	6	0	0	0	0.0	0	0	0	0	0.0	0	0
2/3/13 @ SF	1	56	56.0	56t	1	0	0	0.0	0	0	0	0	0.0	0	0
Totals	5	147	29.4	70t	2	0	0	0.0	0	0	0	0	0.0	0	0

12 JACOBY JONES

2012

GAME-BY-GAME PUNT RETURNS

RAVENS

Date/Opp.	No.	FC	Yards	Avg.	LG	TD
9/10 vs. Cin.	1	0	9	9.0	9	0
9/16 @ Phi.	3	0	34	11.3	18	0
9/23 vs. NE	2	1	19	9.5	19	0
9/27 vs. Cle.	1	2	0	0.0	0	0
10/7 @ KC	1	1	10	10.0	10	0
10/14 vs. Dal.	0	0	0	0.0	0	0
10/21 @ Hou.	0	1	0	0.0	0	0
11/4 @ Cle.	2	2	7	3.5	7	0
11/11 vs. Oak.	3	0	36	12.0	13	0
11/18 @ Pit.	2	4	66	33.0	63t	1
11/25 @ SD	7	0	61	8.7	23	0
12/2 vs. Pit.	0	2	0	0.0	0	0
12/9 @ Was.	3	0	25	8.3	11	0
12/16 vs. Den.	4	1	12	3.0	10	0
12/23 vs. NYG	7	0	56	8.0	13	0
12/30 @ Cin.	1	2	6	6.0	6	0
Totals	37	16	341	9.2	63t	1
Playoffs						
1/6/13 vs. Ind.	4	0	57	14.3	34	0
1/12/13 @ Den.	1	1	14	14.0	14	0
1/20/13 @ NE	1	1	11	11.0	11	0
2/3/13 @ SF	2	0	28	14.0	17	0
Totals	8	2	110	13.8	34	0

2012

GAME-BY-GAME KICKOFF RETURNS

RAVENS

Date/Opp.	No.	Yards	Avg.	LG	TD
9/10 vs. Cin.	0	0	0.0	0	0
9/16 @ Phi.	0	0	0.0	0	0
9/23 vs. NE	0	0	0.0	0	0
9/27 vs. Cle.	0	0	0.0	0	0
10/7 @ KC	0	0	0.0	0	0
10/14 vs. Dal.	3	159	53.0	108t	1
10/21 @ Hou.	6	196	32.7	47	0
11/4 @ Cle.	4	80	20.0	23	0
11/11 vs. Oak.	1	105	105.0	105t	1
11/18 @ Pit.	2	58	29.0	33	0
11/25 @ SD	2	46	23.0	25	0
12/2 vs. Pit.	3	74	24.7	30	0
12/9 @ Was.	5	145	29.0	38	0
12/16 vs. Den.	4	112	28.0	50	0
12/23 vs. NYG	2	51	25.5	29	0
12/30 @ Cin.	6	141	23.5	30	0
Totals	38	1,167	30.7	108t	2
Playoffs					
1/6/13 vs. Ind.	2	60	30.0	37	0
1/12/13 @ Den.	4	64	16.0	24	0
1/20/13 @ NE	3	32	10.7	14	0
2/3/13 @ SF	5	206	41.2	108t	1
Totals	14	362	25.9	108t	1

REGULAR SEASON

Year	Team	GP	GS	RECEIVING					RUSHING				
				No.	Yards	Avg.	LG	TD	No.	Yards	Avg.	LG	TD
2007	Houston	14	3	15	149	9.9	26	0	3	-1	-0.3	4	0
2008	Houston	16	0	3	81	27.0	45	0	1	-5	-5.0	-5	0
2009	Houston	14	1	27	437	16.2	45	6	2	33	7.3	17	0
2010	Houston	15	7	51	562	11.0	47	3	2	7	3.5	10	0
2011	Houston	16	10	31	512	16.5	80t	2	4	17	4.3	15	0
2012	Baltimore	16	3	30	406	13.5	47	1	1	6	6.0	6	0
Totals		91	24	157	2,147	13.7	80t	12	14	46	3.3	17	0

CAREER SINGLE-GAME HIGHS (REGULAR SEASON)

RECEIVING

Receptions:

7 (12/19/10 at Ten.)

Yardage:

115 (12/26/10 at Den.)

Long Gain:

80t (11/13/11 at TB)

Touchdowns:

3 2 times (last: 9/26/10 vs. Cle.)

RUSHING

Carries:

1 13 times (last: 1/1/12 vs. Ten.)

Yardage:

17 (11/1/09 at Buf.)

Long Gain:

17 (11/1/09 at Buf.)

Touchdowns:

None

100-yard Receiving Games: 1 (115 yards, 12/26/10 at Den.)

KICKOFF RETURNS

Year	Team	GP	GS	KICKOFF RETURNS					PUNT RETURNS					
				No.	Yards	Avg.	LG	TD	No.	FC	Yards	Avg.	LG	TD
2007	Houston	14	3	4	78	19.5	23	0	30	7	286	9.5	74	0
2008	Houston	16	0	13	280	21.5	30	0	32	17	386	12.1	73	2
2009	Houston	14	1	24	638	26.6	95t	1	39	14	426	10.9	62	0
2010	Houston	15	7	23	494	21.5	35	0	29	15	204	7.0	39	0
2011	Houston	16	10	0	0	0.0	0	0	49	7	518	10.6	79t	1
2012	Baltimore	16	3	38	1,167	#30.7	^108t	#2	37	16	341	9.2	63t	1
Totals		91	24	102	2,657	26.0	^108t	3	216	76	2,161	10.0	79t	4

^ TIED FOR THE LONGEST KOR IN NFL HISTORY

#LED THE NFL

POSTSEASON

Year	Team	GP	GS	RECEIVING					RUSHING				
				No.	Yards	Avg.	LG	TD	No.	Yards	Avg.	LG	TD
2011	Houston	2	0	0	0	0.0	0	0	0	0	0.0	0	0
2012	Baltimore	4	1	5	147	29.4	70t	2	0	0	0.0	0	0
Totals		6	1	5	147	29.4	70t	2	0	0	0.0	0	0

KICKOFF RETURNS

Year	Team	GP	GS	KICKOFF RETURNS					PUNT RETURNS					
				No.	Yards	Avg.	LG	TD	No.	FC	Yards	Avg.	LG	TD
2011	Houston	2	0	0	0	0.0	0	0	9	0	16	1.8	9	0
2012	Baltimore	4	1	14	362	25.9	108t	1	8	2	110	13.8	34	0
Totals		6	1	14	362	25.9	108t	1	17	2	126	7.4	34	0

RAVENS RANTS: JACOBY JONES

JACOBY'S JAUNTS



Pro Bowler **WR/RS Jacoby Jones** ranked first in the NFL with a 30.7-yard KOR average in 2012. Jones, who posted 2 KOR-TDs (108 yards and 105 yards), was the only player with dual KOR-TDs in 2012 and the first Ravens player to ever have multiple KOR-TDs in a single season *and* a career.

NFL KICKOFF RETURN AVERAGE (2012 Season)

Rk.	Player	KOR	Yards	Avg.	Long	TD
1.	Jacoby Jones	38	1,167	30.7	108t	2
2.	Leon Washington	27	784	29.0	98t	1
3.	Joe McKnight	39	1,072	27.5	100t	1

NFL Record Note: Jones is the only player in NFL history to record dual KOR-TDs of at least 105 yards in a career (108- & 105-yards).

PRIMARY PUNT RETURNER

Since entering the NFL in 2007, **WR/RS Jacoby Jones** has registered the NFL's second-most PR yards (2,161 on 216 returns). Jones has returned 4 punts for TDs during this time, including a 63-yarder in the Week 11 win at Pit. Jones also owns 8 punt returns of 50-or-more yards, including three 70-plus-yarders that produced TDs.

NFL PUNT RETURN YARDS (Since 2007)

Rk.	Player	PR	Yards	Avg.	Long	TD
1.	Devin Hester	199	2,385	12.0	89t	9
2.	Jacoby Jones	216	2,161	10.0	79t	4
3.	Joshua Cribbs	188	2,098	11.2	84t	3
4.	Leon Washington	155	1,571	10.1	84	0
5.	Ted Ginn Jr.	130	1,425	11.0	87t	3



In the 2012 Week 6 victory vs. Dallas, **WR/RS Jacoby Jones** posted an NFL-record 108-yard KOR-TD, tying Ellis Hobbs and Randall Cobb for the longest in NFL history.

LONGEST KICKOFF RETURNS (NFL History)

Rk.	Player	KOR Long	Game/Date
1.	Jacoby Jones (Bal.)	108t	10/14/12 vs. Dal.
	Randall Cobb (GB)	108t	9/8/11 vs. NO
	Ellis Hobbs (NE)	108t	9/9/07 at NYJ

JONES ELECTRIFIES

WR/RS Jacoby Jones ranked first in the NFL with a 30.7 KOR average and posted three combined kick return TDs (2 KOR and 1 PR) in 2012. Not only is Jones the first Raven to ever tally 3 total kick return TDs in a season, but he's just one of five NFL players since 2008 to score a PR, KOR and receiving TD in a single campaign.

KICKOFF RETURN AVG. (2012 Season)

1.	Jacoby Jones	30.7
2.	Leon Washington . . .	29.0
3.	Joe McKnight	27.5
4.	Josh Cribbs	27.4
	Marcus Thigpen	27.4

COMBINED KICK RETURN TDs (2012 Season)

1.	Jacoby Jones	3 (2 KOR, 1 PR)
	Darius Reynaud . . .	3 (2 PR, 1 KOR)
2.	Trindon Holliday . . .	2 (1 KOR, 1 PR)
	Leodis Mckelvin	2 (both PR)
	Michael Spurlock . . .	2 (1 PR, 1 KOR)
	Marcus Thigpen . . .	2 (1 KOR, 1 PR)

PLAYERS W/ KOR, PR & REC. TOUCHDOWNS IN A SEASON (Since 2008)

Player	Season	KR-TD	PR-TD	Rec. TD
Jacoby Jones (Bal.)	2012	2	1	1
Michael Spurlock (SD)	2012	1	1	1
Randall Cobb (GB)	2011	1	1	1
Devin Hester (Chi.)	2011	1	2	1
Josh Cribbs (Cle.)	2009	3	1	1

STRONG SPECIAL TEAMS PLAY

Much of Baltimore's success in 2012 could be attributed to the strong performances of the special teams units. In addition to posting a league-best 3 kick return TDs (108- & 105-yard KORs and 63-yard PR by **WR/RS Jacoby Jones**), scoring a TD off a fake FG (7-yard run by **P Sam Koch**) and being consistently accurate on FG attempts (**K Justin Tucker** was 30-of-33), Baltimore's return blocking and coverage teams excelled. The Ravens ranked second (tied, Min.) in the NFL in average starting position after a KO (24.6-yard line) and stood fifth in opponent average starting field position following a kickoff (20.6-yard line).

AVERAGE STARTING POSITION AFTER KICKOFF (2012 Season)

Rk.	Team	KOs	Adj. KOs	Returns	Start Line
1.	NY Giants	79	77	63	25.2
2.	Baltimore Ravens	85	80	60	24.6
	Minnesota Vikings	80	77	44	24.6
4.	Buffalo Bills	91	91	42	24.4
5.	Seattle Seahawks	61	59	29	24.1

OPPONENT AVERAGE STARTING POSITION AFTER KICKOFF (2012 Season)

Rk.	Team	KOs	Adj. KOs	Returns	Start Line
1.	Chicago Bears	86	83	37	19.9
	Cleveland Browns	77	75	43	19.9
3.	San Diego Chargers	78	75	45	20.4
4.	Atlanta Falcons	94	92	48	20.5
5.	Baltimore Ravens	89	85	37	20.6

PLAYOFF NUMBER TO RAVE ABOUT

619

Combined yards (147 receiving and 472 returning) by **WR/RS Jacoby Jones** in the 2012 playoffs, averaging 154.7 yards per game. Jones set a Super Bowl record with his 290 combined yards against the 49ers, a mark that includes an NFL-record tying 108-yard KOR-TD.

96

MA'AKE KEMOEATU

NOSE TACKLE | 6-5 | 345

COLLEGE: UTAH

EXP. (NFL/RAVENS): 10/5

HS: KAHUKU (HI)

GP/GS (PLAYOFFS): 136/86 (6/5)

BORN: 1/10/79, TONGA

2012 POSTSEASON HIGHLIGHTS: Posted 10 tackles (5 solo) for a defense that forced 10 turnovers in four playoff games

- Started and netted a solo tackle for a defense that held the 49ers to 22% on third down (2-of-9) in the 34-31 victory in **Super Bowl XLVII vs. SF (2/3/13)**
- Started and posted 5 tackles for a defense that forced 3 turnovers and held the Patriots scoreless in the second half in the 28-13 victory in the **AFC Championship at NE (1/20/13)**
- Started and produced 3 tackles for a defense that forced 3 turnovers and allowed just 3.0 yards per rushing attempt in the 38-35 double-overtime win in the **Divisional game at Den. (1/12/13)**

2012 SEASON HIGHLIGHTS: Played in 15 games (13 starts) and produced 29 tackles (15 solo), 1 sack (his first sack since 2005), 2 PD and 1 FF

- Started and recorded 4 tackles (3 solo) and a sack (his first sack since 2005) in **game 16 at Cin. (12/30)**
- Produced 2 tackles, 1 PD and 1 FF (which was recovered by the Ravens) in **game 13 at Was. (12/9)**
- Started and tied a season high with 5 tackles for a defense that held the Chargers to 20% on third down (3-of-15) in the 16-13 overtime victory in **game 11 at SD (11/25)**

CAREER HIGHLIGHTS:

- Recorded a career-high 70 tackles with the Ravens in 2005
- Produced a career-high 7 tackles (with the Ravens) vs. Hou. (12/4/05)
- Started a career-high 16 games while with the Ravens in 2005

2012

GAME-BY-GAME DEFENSE

RAVENS

Date/Opp.	TT	Solo	Asst.	Sacks	INT	PD	FF	FR
9/10 vs. Cin.	1	1	0	0-0	0-0	0	0	0
9/16 @ Phi.	2	1	1	0-0	0-0	1	0	0
9/23 vs. NE	1	0	1	0-0	0-0	0	0	0
9/27 vs. Cle.	0	0	0	0-0	0-0	0	0	0
10/7 @ KC	2	2	0	0-0	0-0	0	0	0
10/14 vs. Dal.	5	3	2	0-0	0-0	0	0	0
10/21 @ Hou.	INACTIVE - KNEE							
11/4 @ Cle.	0	0	0	0-0	0-0	0	0	0
11/11 vs. Oak.	1	0	1	0-0	0-0	0	0	0
11/18 @ Pit.	2	0	2	0-0	0-0	0	0	0
11/25 @ SD	5	2	3	0-0	0-0	0	0	0
12/2 vs. Pit.	1	0	1	0-0	0-0	0	0	0
12/9 @ Was.	2	1	1	0-0	0-0	1	1	0
12/16 vs. Den.	3	2	1	0-0	0-0	0	0	0
12/23 vs. NYG	0	0	0	0-0	0-0	0	0	0
12/30 @ Cin.	4	3	1	1-1	0-0	0	0	0
Totals	29	15	14	1-1	0-0	2	1	0
Playoffs								
1/6/13 vs. Ind.	1	0	1	0-0	0-0	0	0	0
1/12/13 @ Den.	3	2	1	0-0	0-0	0	0	0
1/20/13 @ NE	5	2	3	0-0	0-0	0	0	0
2/3/13 @ SF	1	1	0	0-0	0-0	0	0	0
Totals	10	5	5	0-0	0-0	0	0	0

REGULAR SEASON

Year	Team	GP	GS	TACKLES			SACKS		INTERCEPTIONS					FUMBLES					
				TT	Solo	Asst.	No.	Yards	No.	Yards	LG	TD	PD	FF	FR	Yards			
2002	Baltimore	16	1	36	22	14	2.0	6.0	0	0	0	0	0	0	0	0	0	0	
2003	Baltimore	15	1	24	14	10	1.0	7.0	0	0	0	0	1	0	0	0	0	0	
2004	Baltimore	14	3	48	27	21	0.0	0.0	0	0	0	0	0	0	0	0	0	0	
2005	Baltimore	16	16	70	44	26	1.0	2.0	0	0	0	0	0	0	0	1	0	0	
2006	Carolina	16	13	34	26	8	0.0	0.0	0	0	0	0	1	0	0	0	0	0	
2007	Carolina	16	13	47	41	6	0.0	0.0	0	0	0	0	3	0	0	0	0	0	
2008	Carolina	14	14	36	31	5	0.0	0.0	0	0	0	0	2	1	0	0	0	0	
2009	Carolina	0	0	INJURED RESERVE - ACHILLES			--	--	--	--	--	--	--	--	--	--	--	--	--
2010	Washington	14	12	40	28	12	0.0	0.0	0	0	0	0	0	0	0	0	0	0	
2011	--	--	--	OUT OF FOOTBALL			--	--	--	--	--	--	--	--	--	--	--	--	--
2012	Baltimore	15	13	29	15	14	1.0	1.0	0	0	0	0	2	1	0	0	0	0	
Totals		136	86	385	251	134	5.0	16.0	0	0	60	0	9	2	1	0	0	0	

CAREER SINGLE-GAME HIGHS (REGULAR SEASON)

Total Tackles: 9 (12/5/10 at NYG)
Sacks: 1 4 times (last: 1/1/6 at Cle.)
Forced Fumbles: 1 2 times (12/9/12 at Was.)
Passes Defensed: 2 (9/30/07 vs. TB)

Solo Tackles: 5 4 times (last: 12/5/10 at NYG)
INTs: None
Fumble Recoveries: 1 (11/27/05 at Cin.)

POSTSEASON

Year	Team	GP	GS	TACKLES			SACKS		INTERCEPTIONS					FUMBLES				
				TT	Solo	Asst.	No.	Yards	No.	Yards	LG	TD	PD	FF	FR	Yards		
2003	Baltimore	1	0	2	2	0	0.0	0.0	0	0	0	0	0	0	1	0	0	0
2008	Carolina	1	1	6	4	2	0.0	0.0	0	0	0	0	0	0	0	0	0	0
2012	Baltimore	4	4	10	5	5	0.0	0.0	0	0	0	0	0	0	0	0	0	0
Totals		6	5	18	11	7	0.0	0.0	0	0	0	0	0	0	1	0	0	0

4

SAM KOCH

PUNTER | 6-1 | 218

COLLEGE: NEBRASKA

EXP. (NFL/RAVENS): 7/7

HS: SEWARD (NE)

GP/GS (PLAYOFFS): 114/0 (14/0)

BORN: 8/13/82, YORK, NE

2012 POSTSEASON HIGHLIGHTS: Punted 22 times for 1,013 yards (46.0 avg.) – placing 8 inside the 20 – with a long of 60 in four playoff games...Also recorded a ST tackle

- Booted 3 punts for 141 yards (47.0 avg.), with a long of 56, and posted a tackle, in the 34-31 victory in **Super Bowl XLVII vs. SF (2/3/13)**...Also had a 61-yard free kick after taking a safety to run off the clock at the end of the game against San Francisco
- Punted 7 times for 313 yards (44.7 avg.), placing 1 inside the 20, in the 28-13 victory in the **AFC Championship at NE (1/20/13)**
- Punted 8 times for 386 yards (48.3 avg.), placing 6 inside the 20, in the 38-35 double-overtime win in the **Divisional game at Den. (1/12/13)**...The 6 punts inside the 20 tied a single-game NFL playoff record
- Punted 4 times for 173 yards (43.3 avg.), including a long of 60, in the 24-9 victory in the **Wild Card game vs. Ind. (1/6/13)**

2012 SEASON HIGHLIGHTS: Saw action in all 16 games, playing in his 112th-consecutive game, the longest active Ravens streak and second-longest in team history...Punted 83 times for 3,911 yards for a career-high and franchise-record 47.1 gross avg., including placing 28 inside the 20, in 2012...Established a career high with a 40.8 net punting average...Also rushed 2 times for 17 yards and a TD on fake punts

- Punted 7 times for 256 yards (36.6 avg.) and carried the ball 1 time for 10 yards, picking up a first down on a fake punt, in **game 16 at Cin. (12/30)**
- Punted twice for 117 yards (58.5 avg.), placing 1 inside the 20, with a long of 60, in **game 15 vs. NYG (12/23)**
- Punted 5 times for 251 yards (50.2 avg.) and registered a special teams stop in **game 13 at Was. (12/9)**
- Punted 5 times for 253 yards for (50.6 avg.), placing 2 inside the 20, with a long of 57, in **game 12 vs. Pit. (12/2)**
- Booted 8 punts for 370 yards (46.3 avg.), placing 3 inside the 20, in the 16-13 overtime victory in **game 11 at SD (11/25)**
- Punted 8 times for 372 yards (46.5 avg.), including placing 4 inside the 20, in the 13-10 victory in **game 10 at Pit. (11/18)**
- Scored his first-career TD, scrambling for a 7-yard run, on a fake FGA in the 55-20 victory in **game 9 vs. Oak. (11/11)**...Also punted 4 times for 210 yards (52.5 avg.), placing 1 inside the 20 against the Raiders
- Punted 5 times for 253 yards (50.6 avg.), including a long of 57, in **game 7 at Hou. (10/21)**
- Booted his 500th-career punt, part of his 3-punt, 135-yard performance (45.0 avg.), in **game 6 vs. Dal. (10/14)**
- Punted 5 times for 232 yards (46.4 avg.) and had a special teams tackle in the victory over the Chiefs in **game 5 at KC (10/7)**
- Played in his 100th-career game and punted 7 times for 322 yards (46.0 avg.), including placing 3 inside the 20, in the 23-16 victory in **game 4 vs. Cle. (9/27)**
- Punted 3 times for 136 yards (45.3 avg.), including placing 2 inside the 20, in the 31-30 victory in **game 3 vs. NE (9/23)**
- Punted 5 times for 251 yards (50.1 avg.), including placing 2 inside the 20, in **game 2 at Phi. (9/16)**

CAREER HIGHLIGHTS:

- Has booted 558 punts (Ravens record) for a franchise-record 24,891 yards to produce a franchise-record 44.6 career gross average...His 38.7 career net average also ranks first in team history
- His 198 career punts inside the 20 rank first on the Ravens' all-time list (Kyle Richardson is second with 128)...The 198 are also the third most in the NFL since 2006
- Scored his first-career TD, scrambling for a 7-yard run on a fake FGA in the 55-20 victory vs. Oak. (11/11/12)
- Finished second in the AFC with a 39.2 net average in 2010
- Led the AFC and was second in the NFL, placing a career-high 39 punts inside the 20 in 2010
- Koch's 39.9 net punting average in 2008 is a Ravens' single-season record
- Posted a franchise-record 47.1 gross punting average in 2012
- Blasted a franchise-record 74-yard punt at Hou. (11/9/08)

CAREER HONORS:

- Pro Bowl first alternate (2010)
- AFC Special Teams Player of the Week (Week 16, 2008)

4 SAM KOCH

2012

GAME-BY-GAME PUNTING

RAVENS

Date/Opp.	No.	Yds	Avg.	Net	LG	In 20	TB	BK
9/10 vs. Cin.	2	87	43.5	34.0	50	1	0	0
9/16 @ Phi.	5	251	50.2	44.2	56	2	1	0
9/23 vs. NE	3	136	45.3	35.0	52	2	1	0
9/27 vs. Cle.	7	322	46.0	32.6	55	3	2	0
10/7 @ KC	5	232	46.4	39.8	56	2	0	0
10/14 vs. Dal.	3	135	45.0	41.7	52	0	0	0
10/21 @ Hou.	5	253	50.6	48.8	57	1	0	0
11/4 @ Cle.	7	313	44.7	34.1	54	1	1	0
11/11 vs. Oak.	4	210	52.5	52.5	58	1	0	0
11/18 @ Pit.	8	372	46.5	42.5	54	4	1	0
11/25 @ SD	8	370	46.3	42.4	58	3	1	0
12/2 vs. Pit.	5	253	50.6	48.8	57	2	0	0
12/9 @ Was.	5	251	50.2	30.2	59	2	0	0
12/16 vs. Den.	7	353	50.4	45.7	57	2	0	0
12/23 vs. NYG	2	117	58.5	52.5	60	1	0	0
12/30 @ Cin.	7	256	36.6	35.7	60	1	0	0
Totals	83	3,911	47.1	40.8	60	28	7	0
Playoffs								
1/6/13 vs. Ind.	4	173	43.3	33.3	60	1	2	0
1/12/13 @ Den.	8	386	48.3	37.0	58	6	0	0
1/20/13 @ NE	7	313	44.7	36.7	59	1	0	0
2/3/13 @ SF	3	141	47.0	23.0	56	0	2	0
Totals	22	1,013	46.0	34.3	60	8	4	0

REGULAR SEASON

Year	Team	GP	GS	No.	Yards	Avg.	Net Avg.	LG	In 20	TB	BLK
2006	Baltimore	16	0	86	3,695	43.0	37.6	61	30	3	0
2007	Baltimore	16	0	78	3,397	43.6	36.0	64	20	9	1
2008	Baltimore	16	0	84	3,777	45.0	39.9	74	34	9	0
2009	Baltimore	16	0	73	3,188	43.7	37.9	60	26	5	1
2010	Baltimore	16	0	81	3,530	43.6	39.2	60	39	4	0
2011	Baltimore	16	0	73	3,393	46.5	38.6	63	21	9	0
2012	Baltimore	16	0	83	3,911	47.1	40.8	60	28	7	0
Totals		112	0	558	24,891	44.6	38.7	74	198	46	2

SPECIAL TEAMS TACKLES (10): 2006 (2); 2007 (1); 2008 (3); 2009 (0); 2010 (1); 2011 (1); 2012 (2)

CAREER SINGLE-GAME HIGHS (REGULAR SEASON)

Punts: 10 (11/5/07 at Pit.)
Longest: 74 (11/9/08 at Hou.)
Inside 20: 5 2 times (last: 12/13/10 at Hou.)
Net Avg.: 55.7, 3-177 (10/19/08 at Mia.)
Gross Avg.: 59.0, 3-177 (10/19/08 at Mia.)

Additional Statistics: Scored his first-career TD, scrambling for a 7-yard run on a fake FGA vs. Oak. (11/11/12); Rushed 10 yards for a first down at Cin. (12/30/12); Has a pass completion for 13 yards off a fake punt (11/7/10 vs. Mia.); Scored a 2-point conversion on a fake PAT vs. Pit. (9/11/11)

POSTSEASON

Year	Team	GP	GS	No.	Yards	Avg.	Net Avg.	LG	In 20	TB	BLK
2006	Baltimore	1	0	5	190	38.0	27.4	47	1	1	0
2008	Baltimore	3	0	20	845	42.3	38.1	52	7	2	0
2009	Baltimore	2	0	9	374	41.6	35.2	59	3	0	0
2010	Baltimore	2	0	6	277	46.2	39.2	61	4	1	0
2011	Baltimore	2	0	13	619	47.6	43.7	64	2	2	0
2012	Baltimore	4	0	22	1,013	46.0	34.3	60	8	4	0
Totals		14	0	75	3,318	44.2	37.0	64	25	10	0

RAVENS RANTS: SAM KOCH

SOARING WITH SAM



P Sam Koch, a 2010 Pro Bowl alternate, owns a 44.6 career gross average and 38.7 career net average, both marks that rank first in Ravens history. In 2012, Koch posted a career-high and Ravens franchise-record 47.1-yard gross average and a 40.8-yard net average, shattering his previous career highs.

CAREER GROSS PUNTING AVG. (Ravens History)

Rk.	Player	Avg.
1.	Sam Koch	44.6
2.	Greg Montgomery	43.2
3.	Dave Zastudil	41.6

CAREER NET PUNTING AVG. (Ravens History)

Rk.	Player	Avg.
1.	Sam Koch	38.7
2.	Greg Montgomery	37.2
3.	Kyle Richardson	35.4

PINNING 'EM DEEP

P Sam Koch is the Ravens' all-time leader in punts inside the 20 (currently has 198 during his career). In 2010, he posted a career-high 39 boots inside the 20, which were the NFL's second most and tied for sixth best all time in league history.

PUNTS INSIDE THE 20 (Ravens History)

Rk.	Player	In 20
1.	Sam Koch	198
2.	Kyle Richardson	128
3.	Dave Zastudil	89

PUNTS INSIDE THE 20 (2010 NFL Season)

Rk.	Player	In 20
1.	Steve Weatherford	42
2.	Sam Koch	39
3.	Andy Lee	34

Koch Quick Hits:

- In 2012, Koch placed 28 boots inside the 20 (tying for 13th in the NFL) and owned a 47.1-yard gross average (ranking 11th).
- In 2010, Koch (39) tied (Kyle Richardson, 1999) for the most single-season punts inside the 20 in Ravens history.

KOCH AMONG THE BEST

Since entering the NFL in 2006, **P Sam Koch's** 198 punts inside the 20 rank third in the league.

NFL PUNTS INSIDE THE 20 (Since 2006)

Rk.	Player	In 20
1.	Dustin Colquitt (KC)	223
2.	Andy Lee (SF)	205
3.	Sam Koch (Bal.)	198

CAREER DAY FOR KOCH

In the 2012 Week 10 win over Oakland, **P Sam Koch** scored his first-career touchdown on a fake FG in the third quarter. Koch scampered 7 yards for the score.

Additionally, Koch launched 4 punts for 210 yards to produce a 52.5-yard gross *and* net average. Both averages rank as the best single-game marks in team history (min. 4 punts), while the net also stands as the NFL's sixth-best average in a game this season.

BALTIMORE'S IRONMEN

P Sam Koch currently owns the Ravens' active consecutive games played streak, seeing action in 112-straight contests, also having never missed a game in his career:

RAVENS CONSECUTIVE GAMES PLAYED / CURRENT STREAKS

Rk.	Player	Games
1.	Sam Koch	112
2.	Joe Flacco	80
3.	M. Birk, M. Oher, R. Rice	64

RAVENS CONSECUTIVE GAMES PLAYED / ALL-TIME STREAKS

Rk.	Player	Games	Years
1.	Jarret Johnson	129	2003-11
2.	Sam Koch	112	2006-present
3.	Peter Boulware	111	1997-2003
4.	Matt Stover	110	2002-08
5.	Terrell Suggs	105	2003-09

RAVENS GROSS AVERAGE (Single-Game History)			RAVENS NET AVERAGE (Single-Game History)		
Player	Avg.	Game	Player	Avg.	Game
Sam Koch	52.5	11/11/12 vs. Oak.	Sam Koch	52.5	11/11/12 vs. Oak.
Dave Zastudil	52.5	9/30/02 vs. Den.	Sam Koch	48.8	12/2/12 vs. Pit.
Sam Koch	52.2	10/24/11 at Jax.	Sam Koch	48.8	10/21/12 at Hou.

99

PAUL KRUGER

OUTSIDE LINEBACKER | 6-4 | 270

COLLEGE: UTAH

HS: TIMPANOGOS (OREM, UT)

BORN: 2/15/86, REXBURG, ID

EXP. (NFL/RAVENS): 4/4

GP/GS (PLAYOFFS): 51/6 (8/2)

2012 POSTSEASON HIGHLIGHTS: Totaled 14 tackles (9 solo) and a team-leading 4.5 sacks, adding 1 PD, 1 FF and 1 FR for a defense that forced 10 turnovers in four playoff games

- Recorded 3 solo tackles, including a team-leading 2 sacks (-10 yards), for a defense that held the 49ers to 22% on third down (2-of-9) in the 34-31 victory in **Super Bowl XLVII vs. SF (2/3/13)**...Kruger moved into a tie (Michael McCrary) for second place on the Ravens' all-time postseason sacks list (6)
- Started and produced 4 tackles for a defense that forced 3 turnovers and held the Patriots scoreless in the second half in the 28-13 victory in the **AFC Championship at NE (1/20/13)**
- Started his first-career postseason game and recorded 3 solo tackles, 2 QB hits and a FR, which led to a Ravens' TD five plays later, in the 38-35 double-overtime win in the **Divisional game at Den. (1/12/13)**
- Posted 4 tackles (3 solo), 1 PD, 1 FF and led the team with 2.5 sacks (second most in franchise single-game postseason history) in the 24-9 victory in the **Wild Card game vs. Ind. (1/6/13)**

2012 SEASON HIGHLIGHTS: Saw action in 15 games (5 starts) and recorded career highs in tackles (42), sacks (a team-leading 9), PD (6), his first-career FF and a FR...Kruger tied Adalius Thomas (twice) with a franchise-record sack in five-consecutive games

- Started and recorded a tackle (his team-leading and career-high 9th sack) and 1 PD in **game 16 at Cin. (12/30)**
- Started and produced a career-high 7 tackles and 1.5 sacks, tying a franchise record (Adalius Thomas) with at least 1 sack in his fifth-consecutive game, in **game 13 at Was. (12/9)**
- Had a career game, posting career highs in solo tackles (5), sacks (2) and posted a PD in the 55-20 victory in **game 9 vs. Oak. (11/11)**...Kruger also recorded an INT (first since his rookie season in 2009) against the Raiders

CAREER HIGHLIGHTS:

- Posted a career-high 7 tackles at Was. (12/9/12)
- Tied a franchise record (Adalius Thomas) with at least 1 sack in five-consecutive games (games 9-13, 2012)
- Recorded a career-high 2 sacks in the 30-27 victory vs. Ari. (10/30/11) and vs. Oak. (11/11/12)
- Produced his first-career sack in the 37-13 victory at Car. (11/21/10)
- His first-career INT (returned for 26 yards) set up the game-winning FG in the 20-17 overtime win vs. Pit. (11/29/09)
- Recorded his first-career FR, which led to a FG three plays later, 10/2/11 vs. NYJ

2012

GAME-BY-GAME DEFENSE

RAVENS

Date/Opp.	TT	Solo	Asst.	Sacks	INT	PD	FF	FR
9/10 vs. Cin.	2	0	2	0.5-1.5	0-0	0	0	0
9/16 @ Phi.	INACTIVE - BACK							
9/23 vs. NE	3	3	0	0-0	0-0	0	0	0
9/27 vs. Cle.	2	2	0	1-6	0-0	2	0	0
10/7 @ KC	5	5	0	0-0	0-0	0	0	0
10/14 vs. Dal.	2	1	1	0-0	0-0	0	0	0
10/21 @ Hou.	2	2	0	0-0	0-0	1	0	0
11/4 @ Cle.	3	1	2	0-0	0-0	0	0	0
11/11 vs. Oak.	6	5	1	2-11	1-0	1	0	0
11/18 @ Pit.	2	2	0	1-7	0-0	1	1	0
11/25 @ SD	4	4	0	1-5	0-0	0	0	0
12/2 vs. Pit.	1	1	0	1-3	0-0	0	0	0
12/9 @ Was.	7	2	5	1.5-12.5	0-0	0	0	1
12/16 vs. Den.	2	1	1	0-0	0-0	0	0	0
12/23 vs. NYG	0	0	0	0-0	0-0	0	0	0
12/30 @ Cin.	1	1	0	1-0	0-0	1	0	0
Totals	42	30	12	9-46	1-0	6	1	1
Playoffs								
1/6/13 vs. Ind.	4	3	1	2.5-18	0-0	1	1	0
1/12/13 @ Den.	3	3	0	0-0	0-0	0	0	1
1/20/13 @ NE	4	0	4	0-0	0-0	0	0	0
2/3/13 @ SF	3	3	0	2-10	0-0	0	0	0
Totals	14	9	5	4.5-28	0-0	1	1	1

RAVENS 99 PAUL KRUGER

REGULAR SEASON

Year	Team	GP	GS	TACKLES			SACKS		INTERCEPTIONS					FUMBLES		
				TT	Solo	Asst.	No.	Yards	No.	Yards	LG	TD	PD	FF	FR	Yards
2009	Baltimore	9	1	12	4	8	0.0	0.0	1	26	26	0	4	0	0	0
2010	Baltimore	11	0	1	1	0	1.0	9.0	0	0	0	0	2	0	0	0
2011	Baltimore	16	0	15	12	3	5.5	39.0	0	0	0	0	2	0	2	0
2012	Baltimore	15	5	42	30	12	*9.0	*46.0	1	0	0	0	6	1	1	9
Totals		51	6	70	47	23	15.5	94.0	2	26	26	0	14	1	3	9

*LED TEAM

CAREER SINGLE-GAME HIGHS (REGULAR SEASON)

Total Tackles: 7 (12/9/12 at Was.)
Sacks: 2 2 times (last: 11/11/12 vs. Oak.)
Forced Fumbles: 1 (11/18/12 at Pit.)
Passes Defensed: 2 (9/27/11 vs. Cle.)

Solo Tackles: 5 2 times (last: 11/11/12 vs. Oak.)
INTs: 1 2 times (last: 11/11/12 vs. Oak.)
Fumble Recoveries: 1 3 times (last: 12/9/12 at Was.)

POSTSEASON

Year	Team	GP	GS	TACKLES			SACKS		INTERCEPTIONS					FUMBLES		
				TT	Solo	Asst.	No.	Yards	No.	Yards	LG	TD	PD	FF	FR	Yards
2009	Baltimore	0	0	0	0	0	0.0	0.0	0	0	0	0	0	0	0	0
2010	Baltimore	2	0	1	0	1	0.5	4.5	0	0	0	0	0	0	0	0
2011	Baltimore	2	0	3	2	1	1.0	5.0	0	0	0	0	0	0	0	0
2012	Baltimore	4	2	14	9	5	4.5	28.0	0	0	0	0	1	1	1	0
Totals		8	2	18	11	7	6.0	37.5	0	0	0	0	1	1	1	0

44

VONTA LEACH

FULLBACK | 6-0 | 260

COLLEGE: EAST CAROLINA

BORN: 11/6/81, LUMBERTON, NC

HS: SOUTH ROBESON (ROWLAND, NC)

EXP. (NFL/RAVENS): 9/2

GP/GS (PLAYOFFS): 130/72 (7/4)

2012 POSTSEASON HIGHLIGHTS: Totaled 6 receptions for 31 yards and carried the ball 5 times for 15 yards, helping the Ravens average 410.3 yards per game during the postseason... Also protected QB Joe Flacco, allowing him to become the second player in NFL history (Joe Montana) to throw 11 TDs and no INTs during the playoffs

- Pulled in 3 receptions for 10 yards, had 1 rush for 1 yard and helped the Ravens produce 367 yards, including 287 yards and 3 TDs by Flacco in the 34-31 victory in **Super Bowl XLVII vs. SF (2/3/13)**
- Helped pave the way for the Ravens to rush for 121 yards and 1 TD in the 28-13 victory in the **AFC Championship at NE (1/20/13)**...Also pulled in 2 receptions for 20 yards against the Patriots
- Started and helped the Ravens produce a postseason franchise-record 479 yards, including helping QB Joe Flacco post playoff franchise-records in passing yards (331) and passing TDs (3)... Ravens also had 155 yards and 1 TD rushing in the 38-35 double-overtime win in the **Divisional game at Den. (1/12/13)**
- Helped the Ravens record 439 yards of total offense, including 172 rushing yards on 32 rushing attempts (5.4 avg.), in the 24-9 victory in the **Wild Card game vs. Ind. (1/6/13)**...Also carried the ball 1 time for 2 yards for his first-career postseason TD

2012 SEASON HIGHLIGHTS: Named to his third-straight Pro Bowl after helping the Ravens score the most points (398) in franchise history and post the second-most total yards (5,640) in team history (5,723 in 1996), including a career-high 3,817 passing yards by QB Joe Flacco and 1,143 yards and 9 TDs rushing by RB Ray Rice...Carried the ball 9 times for 32 yards and a TD and also hauled in 21 passes (second-most in his career) for 143 yards

- Started and helped the offense post a season-high 533 yards (224 rushing and 309 passing), the third-highest output in team history, in the 33-14 victory in **game 15 vs. NYG (12/23)**... Also helped two backs rush for 100 yards in the same game (Ray Rice - 107 and Bernard Pierce - 123) for the second time in franchise history (Le'Ron McClain - 139 and Willis McGahee - 108 on 12/20/08 at Dal.)
- Started and helped the Ravens gain 443 yards, including 127 rushing (97 by RB Ray Rice), in the 16-13 overtime victory in **game 11 at SD (11/25)**
- Started and helped the Ravens rush for 137 yards and 2 TDs (98 yards and 1 TD by Rice) in the 25-15 victory in **game 8 at Cle. (11/4)**
- Helped pave the way for the Ravens to rush for 121 yards and 1 TD, including 101 by Rice, in the 31-30 victory in **game 3 vs. NE (9/23)**...The Ravens produced 503 total yards (third-most in franchise history)
- Carried the ball 1 time, scoring a 5-yard TD, and had 1 reception for 6 yards in **game 2 at Phi. (9/16)**
- Started and helped pave the way for the Ravens to average 5.3 yards per carry (23 attempts for 122 yards and 2 TDs) in the 44-13 victory in **game 1 vs. Cin. (9/10)**...Also pulled in 3 receptions for 18 yards against the Bengals

CAREER HIGHLIGHTS:

- Lead blocker for RB Ray Rice, who led the NFL in yards from scrimmage (2,068) and ranked second in rushing (1,364 yards) in 2011
- Established career highs with 4 carries at Cle. (12/4/11) and 14 rushing yards (on 3 carries) vs. Ind. (12/11/11)
- Paved the way for the Texans to rush for 8,636 yards and 74 TDs in his 5 seasons in Houston
- Lead blocker for NFL's leading rusher, RB Arian Foster, in 2010 (1,616 rushing yards and a league-leading 16 TDs)

CAREER HONORS:

- Three-time Pro Bowler (2010-12)
- Pro Bowl Alternate (2008)
- *Associated Press* first-team All-Pro (2011)
- First-team All-Pro (2010 and 2011)
- *Pro Football Weekly* Midseason All-Pro (2011)
- *Sports Illustrated* (Peter King) first-team All-Pro (2011)

2012

RAVENS Date/Opp.	RUSHING					RECEIVING				
	No.	Yds.	Avg.	LG	TD	No.	Yds.	Avg.	LG	TD
9/10 vs. Cin.	0	0	0.0	0	0	3	18	6.0	10	0
9/16 @ Phi.	1	5	5.0	5t	1	1	6	6.0	6	0
9/23 vs. NE	0	0	0.0	0	0	2	7	3.5	6	0
9/27 vs. Cle.	0	0	0.0	0	0	2	25	12.5	17	0
10/7 @ KC	1	4	4.0	4	0	1	18	18.0	16	0
10/14 vs. Dal.	0	0	0.0	0	0	1	7	7.0	7	0
10/21 @ Hou.	1	6	6.0	6	0	0	0	0.0	0	0
11/4 @ Cle.	2	8	4.0	5	0	0	0	0.0	0	0
11/11 vs. Oak.	2	6	3.0	4	0	1	-3	-3.0	-3	0
11/18 @ Pit.	0	0	0.0	0	0	0	0	0.0	0	0
11/25 @ SD	0	0	0.0	0	0	1	1	1.0	1	0
12/2 vs. Pit.	0	0	0.0	0	0	4	40	10.0	12	0
12/9 @ Was.	2	3	1.5	2	0	2	11	5.5	8	0
12/16 vs. Den.	0	0	0.0	0	0	2	11	5.5	8	0
12/23 vs. NYG	0	0	0.0	0	0	0	0	0.0	0	0
12/30 @ Cin.	0	0	0.0	0	0	1	2	2.0	2	0
Totals	9	32	3.6	6	1	21	143	6.8	17	0
Playoffs										
1/6/13 vs. Ind.	1	2	2.0	2t	1	0	0	0	0	0
1/12/13 @ Den.	1	3	3.0	3	0	1	1	1.0	1	0
1/20/13 @ NE	2	9	4.5	5	0	2	20	10.0	17	0
2/3/13 @ SF	1	1	1.0	1	0	3	10	3.3	8	0
Totals	5	15	3.0	5	1	6	31	5.2	17	0

44 VONTA LEACH

REGULAR SEASON

Year	Team	GP	GS	RUSHING					RECEIVING					
				No.	Yards	Avg.	LG	TD	No.	Yards	Avg.	LG	TD	
2004	Green Bay	6	0	0	0	0.0	0	0	0	0	0	0.0	0	0
2005	Green Bay	16	5	0	0	0.0	0	0	5	19	3.8	9	0	0
2006	*GB/NO/Hou.	12	5	0	0	0.0	0	0	6	61	10.2	19	1	1
2007	Houston	16	12	2	2	1.0	1t	1	25	108	4.3	15	2	2
2008	Houston	16	12	1	1	1.0	1t	1	12	103	8.6	22	0	0
2009	Houston	16	4	0	0	0.0	0	0	20	155	7.8	26	1	1
2010	Houston	16	5	0	0	0.0	0	0	8	91	11.4	21	0	0
2011	Baltimore	16	16	12	35	2.9	6	0	15	69	4.6	11	0	0
2012	Baltimore	16	13	9	32	3.6	6	1	21	143	6.8	17	0	0
Totals		130	72	24	70	2.9	6	3	112	749	6.7	26	4	4

*PLAYED 1 GAME WITH GB, INACTIVE WITH NO, AND 11 WITH HOU.

SPECIAL TEAMS TACKLES (20): 2004 (1); 2005 (2); 2006 (2); 2007 (3); 2008 (4); 2010 (8)

CAREER SINGLE-GAME HIGHS (REGULAR SEASON)

RUSHING

Carries:

4 (12/4/11 at Cle.)

Yardage:

14 (12/11/11 vs. Ind.)

Long Gain:

6 (12/11/11 vs. Ind.)

Touchdowns:

1 2 times (last: 12/21/08 at Oak.)

RECEIVING

Receptions:

5 (9/16/07 at Car.)

Yardage:

48 (12/7/08 at GB)

Long Gain:

26 (1/3/10 vs. NE)

Touchdowns:

1 4 times (last: 11/29/09)

POSTSEASON

Year	Team	GP	GS	RUSHING					RECEIVING					
				No.	Yards	Avg.	LG	TD	No.	Yards	Avg.	LG	TD	
2004	Green Bay	1	0	0	0	0.0	0	0	0	0	0.0	0	0	0
2011	Baltimore	2	2	2	1	0.5	1	0	2	9	4.5	6	0	0
2012	Baltimore	4	2	5	15	3.0	5	1	6	31	5.2	17	0	0
Totals		7	4	7	16	2.3	5	1	8	40	5.0	17	0	0

52

RAY LEWIS

LINEBACKER | 6-1 | 240

COLLEGE: MIAMI

EXP. (NFL/RAVENS): 17/17

HS: KATHLEEN (LAKELAND, FL)

GP/GS (PLAYOFFS): 228/227 (21/21)

BORN: 5/15/75, BARTOW, FL

2012 POSTSEASON HIGHLIGHTS: Posted an NFL-leading 51 tackles (a franchise postseason record) and 1 PD for a defense that forced 10 turnovers in four playoff games

- Recorded 7 tackles (4 solo) for a defense that held the 49ers to 22% on third down (2-of-9) in his final NFL game, in the 34-31 victory in **Super Bowl XLVII vs. SF (2/3/13)**
- Started his 20th-career postseason game and led the team with 14 tackles for a defense that forced 3 turnovers and held the Patriots scoreless in the second half in the 28-13 victory in the **AFC Championship at NE (1/20/13)**
- Led the team with 17 tackles (third highest total in Ravens postseason history) for a defense that forced 3 turnovers and allowed just 3.0 yards per rushing attempt in the 38-35 double-overtime win in the **Divisional game at Den. (1/12/13)**
- Started (missed the final 10 games of the regular season with a torn triceps) and led the team with 13 tackles (9 solo) and 1 PD for a defense that kept the Colts out of the end zone in the 24-9 victory in the **Wild Card game vs. Ind. (1/6/13)**

2012 SEASON HIGHLIGHTS: Finished sixth on the team with 57 tackles, 1 sack, 1 FF and 2 FRs, despite missing the final 10 games of the season with a triceps injury...Lewis was activated on 12/26 after being placed on Injured Reserve (triceps) - designated for return - on 10/17

- Led the team with a season-high-tying 14 tackles (8 solo) before leaving the game with a torn triceps in in **game 6 vs. Dal. (10/14)**
- Led the team with 10 solo tackles for a defense that forced 4 turnovers in the victory over the Chiefs in **game 5 at KC (10/7)**

CAREER HIGHLIGHTS:

- In 2000, led a defense that established a 16-game single-season record for fewest points allowed (165), and fewest rushing yards allowed (970), recorded 4 shutouts (1 shy of the post-1970 merger record), and finished first league-wide in six key defensive categories
- Was the second player in NFL history to win both NFL Defensive Player of the Year and Super Bowl MVP awards (2000)...DT Harvey Martin of Dallas won Defensive Player of the Year in 1977 and was co-MVP of Super Bowl XXII with DT Randy White
- Is the only player in NFL history with at least 40 career sacks and 30 career INTs
- Posted a franchise-record 225 tackles in 2003
- Has led the Ravens in tackles in 14 of his 17 seasons, registering at least 150 stops 11 times
- Has returned 3 of his 31 INTs for TDs
- Posted a franchise-record and career-high 25 tackles at NYG (9/14/97)
- Has 7 career 20 tackle games
- In his 17th season (1996-2012) in Baltimore, Lewis is the longest-tenured NFL defensive player with his original team
- Is second only to Jack Ham (53) in take-aways by a LB in NFL history with 50 total (31 INTs and 19 FRs)

CAREER HONORS:

- Invited to 13 Pro Bowls (1997-2001, 2003-04 and 2006-11)... Did not play in 2006 game due to a hand injury
- Two-time NFL Defensive Player of the Year (2000 and 2003) – just the sixth player in NFL history to win multiple times (Lawrence Taylor – three times; Joe Greene, Mike Singletary, Bruce Smith and Reggie White – two times each)
- Super Bowl XXXV MVP (2000)
- Named to the NFL All-Decade (2000s) team, chosen every 10 years by the Pro Football Hall of Fame Selection Committee
- AFC Defensive Player of the Week (Week 3, 2011; Week 10, 2008; Week 1, 2006; Week 17, 2003; Week 4, 2002; Week 15, 2001; Week 9, 1997; Week 1, 1996)
- AFC Defensive Player of the Month (November, 2003)
- Associated Press* first-team All-Pro (1999-2001, 2003-04, 2008-09)
- Associated Press* second-team All-Pro (1997-98, 2010)
- College and Pro Football Weekly* first-team All-Pro (1997, 2000-01)
- College and Pro Football Weekly* second-team All-Pro (1999, 2004)
- Football Digest* Defensive Player of the Year (2003)
- Football Digest* All-Pro (1999, 2000-01, 2003)
- Football Digest* second-team All-Pro (2004)
- Football Digest* second-team All-NFL (1997)
- Football News* All-AFC (1999)
- Football News* All-Pro (2000-01)
- KC 101 Defensive Player of the Year (2000-01, 2003)
- NFL Alumni Linebacker of the Year (1999, 2003)
- PFW/PFWA* First-team All-NFL (2000, 2003, 2008)
- PFW/PFWA* First-team All-AFC (1999, 2000, 2003, 2008)
- PFW/PFWA* and *Football Digest* Defensive MVP (2003)
- Pro Football Weekly* All-Pro (1999-01 and 2003-04)
- Pro Football Weekly* Defensive Player of the Week (1997)
- USA Today* First-team All-Pro (1998-2000)
- USA Today* All-Rookie Team (1996)
- Sporting News* All-Pro (1998-2001, 2003-04)
- Sports Illustrated* All-Pro (1997-2001, 2003-04, 2009-10)
- John Mackey Award (1997), given to the AFC's best LB, as voted by peers
- NFLPA Linebacker of the Year (1997)
- Walter Payton Man of the Year Finalist (2003)
- NFL's Most Dominant Player, voted by league coaches through CBS Sports (2003)
- Vic Carucci's All-Interview Team, *NFL.com* (2004)

52 RAY LEWIS

2012

GAME-BY-GAME DEFENSE

RAVENS

Date/Opp.	TT	Solo	Asst.	Sacks	INT	PD	FF	FR
9/10 vs. Cin.	14	11	3	1-0	0-0	0	1	0
9/16 @ Phi.	5	5	0	0-0	0-0	1	0	1
9/23 vs. NE	10	7	3	0-0	0-0	0	0	0
9/27 vs. Cle.	4	3	1	0-0	0-0	0	0	0
10/7 @ KC	10	10	0	0-0	0-0	0	0	0
10/14 vs. Dal.	14	8	6	0-0	0-0	0	0	0
10/21 @ Hou.	INJURED RESERVE (TRICEPS)- DESIGNATED FOR RETURN							
11/4 @ Cle.	INJURED RESERVE (TRICEPS)- DESIGNATED FOR RETURN							
11/11 vs. Oak.	INJURED RESERVE (TRICEPS)- DESIGNATED FOR RETURN							
11/18 @ Pit.	INJURED RESERVE (TRICEPS)- DESIGNATED FOR RETURN							
11/25 @ SD	INJURED RESERVE (TRICEPS)- DESIGNATED FOR RETURN							
12/2 vs. Pit.	INJURED RESERVE (TRICEPS)- DESIGNATED FOR RETURN							
12/9 @ Was.	INJURED RESERVE (TRICEPS)- DESIGNATED FOR RETURN							
12/16 vs. Den.	INJURED RESERVE (TRICEPS)- DESIGNATED FOR RETURN							
12/23 vs. NYG	INJURED RESERVE (TRICEPS)- DESIGNATED FOR RETURN							
12/30 @ Cin.	INACTIVE - COACH'S DECISION							
Totals	57	44	13	1-0	0-0	1	1	1
Playoffs								
1/6/13 vs. Ind.	13	9	4	0-0	0-0	1	0	0
1/12/13 @ Den.	17	10	7	0-0	0-0	0	0	0
1/20/13 @ NE	14	6	8	0-0	0-0	0	0	0
2/3/13 @ SF	7	4	3	0-0	0-0	0	0	0
Totals	51	29	22	0-0	0-0	1	0	0

REGULAR SEASON

Year	Team	GP	GS	TACKLES			SACKS		INTERCEPTIONS					FUMBLES		
				TT	Solo	Asst.	No.	Yards	No.	Yards	LG	TD	PD	FF	FR	Yards
1996	Baltimore	14	13	*142	*104	38	2.5	8.5	1	0	0	0	6	0	0	0
1997	Baltimore	16	16	**210	**163	47	4.0	27.0	1	18	18	0	9	1	1	0
1998	Baltimore	14	14	*154	*119	35	3.0	14.0	2	25	26	0	10	1	0	0
1999	Baltimore	16	16	**198	**131	67	3.5	20.5	3	97	60	0	8	1	0	0
2000	Baltimore	16	16	*187	*120	67	3.0	33.0	2	1	1	0	7	0	3	0
2001	Baltimore	16	16	**196	**130	66	3.5	26.0	3	115	64	0	10	1	1	0
2002	Baltimore	5	5	85	57	28	0.0	0.0	2	4	4	0	2	1	1	0
2003	Baltimore	16	16	#**225	**160	65	1.5	11.0	6	99	37	1	13	2	2	1
2004	Baltimore	15	15	**200	**122	78	1.0	9.0	0	0	0	0	3	1	2	0
2005	Baltimore	6	6	77	47	30	1.0	1.0	1	0	0	0	3	0	1	0
2006	Baltimore	14	14	*164	*106	58	5.0	36.5	2	27	27	0	9	1	1	0
2007	Baltimore	14	14	*184	*108	76	2.0	7.0	2	35	35t	1	10	2	1	0
2008	Baltimore	16	16	*160	*84	76	3.5	32.5	3	43	29	0	12	1	2	0
2009	Baltimore	16	16	*164	*100	64	3.0	16.0	0	9	9	0	6	3	1	0
2010	Baltimore	16	16	*145	*103	42	2.0	8.0	2	26	24t	1	4	2	3	0
2011	Baltimore	12	12	*95	*72	23	2.0	16.0	1	4	4	0	7	2	0	0
2012	Baltimore	6	6	57	44	13	1.0	0.0	0	0	0	0	1	1	1	0
Totals		228	227	2,643	1,770	873	41.5	266.0	31	503	64	3	120	20	20	1

*LED TEAM; **LED TEAM AND NFL
#FRANCHISE SINGLE-SEASON RECORD

CAREER SINGLE-GAME HIGHS (REGULAR SEASON)

Total Tackles: 25 (9/14/97 at NYG)
Sacks: 2 (11/26/00 vs. Cle)
Forced Fumbles: 1 20 times (last: 9/16/12 at Phi.)
Passes Defensed: 3 6 times (last: 10/14/07 vs. STL)

Solo Tackles: 18 (9/14/97 at NYG)
INTs: 2 3 times (last: 11/9/08 at Hou.)
Fumble Recoveries: 2 (12/28/08 vs. Jax.)

POSTSEASON

Year	Team	GP	GS	TACKLES			SACKS		INTERCEPTIONS					FUMBLES		
				TT	Solo	Asst.	No.	Yards	No.	Yards	LG	TD	PD	FF	FR	Yards
2000	Baltimore	4	4	44	28	16	0.0	0.0	2	54	50t	1	7	0	1	0
2001	Baltimore	2	2	17	10	7	0.0	0.0	0	0	0	0	0	2	0	0
2003	Baltimore	1	1	18	12	6	0.0	0.0	0	0	0	0	0	0	0	0
2006	Baltimore	1	1	23	13	10	0.0	0.0	0	0	0	0	3	0	0	0
2008	Baltimore	3	3	29	23	6	0.0	0.0	0	0	0	0	1	2	0	0
2009	Baltimore	2	2	21	10	11	1.0	7.0	0	0	0	0	1	0	0	0
2010	Baltimore	2	2	13	9	4	1.0	10.0	0	0	0	0	0	1	0	0
2011	Baltimore	2	2	20	12	8	0.0	0.0	0	0	0	0	1	0	0	0
2012	Baltimore	4	4	51	29	22	0.0	0.0	0	0	0	0	1	0	0	0
Totals		21	21	236	146	90	2.0	17.0	2	54	50t	1	14	5	1	0

RAVENS RANTS: RAY LEWIS

THE ULTIMATE LB



Thirteen-time Pro Bowl **LB Ray Lewis** missed the Ravens' final 10 regular season games (torn triceps), but returned for the Wild Card win vs. Indianapolis. In Baltimore's four playoff games, Lewis had 51 total tackles, helping lead the Ravens to the Super Bowl XLVII title. In six regular season contests, he posted 57 tackles, 1 sack, 1 PD, 1 FR and 1 FF. Lewis is Baltimore's all-time tackle king (2,643 stops) and also has the most FRs (20), second-most INTs (31) and second-most FFs (20) in franchise history.

RAVENS CAREER DEFENSIVE RECORDS (All-Time History)

TACKLES

1. **Ray Lewis (1996-2012)**..... **2,643**
2. Kelly Gregg (2001-2010)..... 721
3. Terrell Suggs (2003-12)..... 682
4. Ed Reed (2002-12)..... 661
5. Jamie Sharper (1997-2001) 522

INTERCEPTIONS

1. Ed Reed (2002-12)..... 61
2. **Ray Lewis (1996-2012)**..... **31**
3. Chris McAlister (1999-2008)..... 26
4. Duane Starks (1998-2001) 20
Rod Woodson (1998-2001)..... 20

FUMBLES RECOVERED

1. **Ray Lewis (1996-2012)**..... **20**
2. Terrell Suggs (2003-12)..... 11
3. Ed Reed (2002-12)..... 10

TACKLE MACHINE

LB Ray Lewis (17th NFL season) will retire as the league's active career tackles leader. Lewis, who has played in 228 games, is one of only two active players to hit the 2,000-tackle milestone. In 2011, Lewis led the Ravens in tackles (95) for the 14th time in his career. He has tallied at least 130 stops 13 times.

NFL CAREER TACKLE LEADERS (Active Players)

Rk.	Player (Year Entered NFL)	Tackles	Games
1.	Ray Lewis (1996)	2,643	228
2.	London Fletcher (1998)	2,361	240
3.	Keith Brooking (1998)	1,880	225
4.	Brian Urlacher (2000)	1,726	182
5.	Mike Peterson (1999)	1,611	198

AN ELITE NFL CLUB

In 2011's Week 6 win over Houston, **LB Ray Lewis** became the only player in NFL history to record 40 sacks and 30 INTs in a career.

NFL PLAYERS W/ 30+ SACKS & 25+ INTs (NFL History)

Player	Games	Sacks	INTs
Ray Lewis (1996-present)	228	41.5	31
Rodney Harrison (1994-2008)	186	30.5	34
William Thomas (1991-2001)	172	37.0	27

'BACKER THEFTS

LB Ray Lewis, who will retire as the NFL's active INT leader among linebackers, has 31 picks during his career. Lewis ranks sixth all time in INTs by a linebacker, passing Sam Huff (30) in Week 1 of the 2011 season. He was 1 INT shy of tying Nick Buoniconti, Jack Ham and Lee Roy Jordan for third all time by a linebacker.

LINEBACKER INTERCEPTION LEADERS (Active Players)

Rk.	Player (Team)	INTs	Yards	TDs
1.	Ray Lewis (Bal.)	31	503	3
2.	London Fletcher (Was.)	23	168	2
3.	Brian Urlacher (Chi.)	22	324	2
4.	Mike Peterson (Atl.)	19	272	1
	Takeo Spikes (SD)	19	276	3

TAKE IT AWAY

LB Ray Lewis' 50 career take-aways rank second all time among linebackers, with only Hall of Famer Jack Ham (53: 32 INTs and 21 FRs) producing more.

MOST CAREER TAKE-AWAYS BY A LINEBACKER (Since 1970 Merger)

Rk.	Player	Take-Aways	INTs	FRs
1.	Jack Ham	53	32	21
2.	Ray Lewis	50	31	19*
3.	Stan White	48	34	14

*Has 20 career overall FRs, but 1 came after teammate Jamie Sharper fumbled an INT that Lewis would then recover; thus, Lewis has 19 FR take-aways.

PERENNIAL PRO BOWLER

LB Ray Lewis has been invited to 13 Pro Bowls during his career, tying Hall of Famer Reggie White for the most by a defender in NFL history. Lewis has played in 12 Pro Bowls, missing the 2006 Hawaiian classic due to a hand injury. Here are the defenders who have earned the most Pro Bowls during their careers.

MOST PRO BOWL INVITATIONS / DEFENSIVE PLAYERS (NFL History)

Rk.	Player	Pro Bowl Invites
1.	LB Ray Lewis	13
	DL Reggie White	13
2.	CB Champ Bailey	12
	LB Junior Seau	12

LEWIS FINISHES STRONG

LB Ray Lewis, who missed the Ravens' final 10 regular season games (torn triceps), returned to action in the Wild Card win vs. Indianapolis. In Baltimore's four playoff games, Lewis had 51 total tackles (29 solo), ranking as the NFL's most in a single postseason dating back to the 2000 campaign, when he earned NFL Defensive Player of the Year and Super Bowl XXXV MVP honors.

MOST TOTAL TACKLES IN AN NFL POSTSEASON (Since 2000)

Player (Team)	Year	Games	Tackles
Ray Lewis (Bal.)	2012	4	51
Dan Morgan (Car.)	2003	4	45
Dannell Ellerbe (Bal.)	2012	4	32
Corey Graham (Bal.)	2012	4	32

Note: Totals based on press box figures.

50

ALBERT McCLELLAN

LINEBACKER | 6-2 | 245

COLLEGE: MARSHALL

HS: KATHLEEN (LAKELAND, FL)

BORN: 6/4/86, LAKELAND, FL

EXP. (NFL/RAVENS): 2/2

GP/GS (PLAYOFFS): 30/13 (6/0)

2012 POSTSEASON HIGHLIGHTS: Posted 2 special teams tackles and saw action from scrimmage for a defense that forced 10 turnovers in four playoff games

- Saw action on special teams and from scrimmage for a defense that held the 49ers to 22% on third down (2-of-9) in the 34-31 victory in **Super Bowl XLVII vs. SF (2/3/13)**
- Recorded a solo special teams tackle in the 28-13 victory in the **AFC Championship at NE (1/20/13)**
- Posted a solo special teams tackle in the 38-35 double-overtime win in the **Divisional game at Den. (1/12/13)**

2012 SEASON HIGHLIGHTS: Saw action in 14 games (including a career-high 12 starts) and posted career highs in every category, producing 42 tackles (29 solo), 1 sack, 2 PD and 2 FRs...Also netted 7 solo tackles and 1 FF on special teams

- Started and recorded 4 tackles, including his first-career NFL sack (-11 yards), and had 2 special teams stops and a FF in **game 14 vs. Den. (12/16)**
- Led the team with a career-high 8 tackles for a defense that held the Browns to 20% on third down (3-of-15) in the 23-16 victory in **game 4 vs. Cle. (9/27)**

CAREER HIGHLIGHTS:

- Recorded his first-career NFL sack vs. Den. (12/16/12)
- Posted a career-high 8 tackles vs. Cle. (9/27/12)
- Started his first-career game vs. SF (11/24/11)
- Recorded his first-career tackle from scrimmage in the 23-20 victory at Pit. (11/6/11)
- Produced a career-high 2 solo special teams tackles at Sea. (11/13/11), vs. Ari. (10/30/11) and at Jax. (10/24/11)
- Saw action in his first-career NFL game vs. Pit. (9/11/11)

2012

GAME-BY-GAME DEFENSE

RAVENS

Date/Opp.	TT	Solo	Asst.	Sacks	INT	PD	FF	FR
9/10 vs. Cin.	2	2	0	0-0	0-0	0	0	0
9/16 @ Phi.	6	5	1	0-0	0-0	1	0	1
9/23 vs. NE	1	1	0	0-0	0-0	0	0	0
9/27 vs. Cle.	8	5	3	0-0	0-0	0	0	0
10/7 @ KC	2	1	1	0-0	0-0	0	0	0
10/14 vs. Dal.	3	2	1	0-0	0-0	0	0	0
10/21 @ Hou.	1	0	1	0-0	0-0	0	0	0
11/4 @ Cle.	1	0	1	0-0	0-0	0	0	0
11/11 vs. Oak.	3	3	0	0-0	0-0	0	0	1
11/18 @ Pit.	1	1	0	0-0	0-0	1	0	0
11/25 @ SD	2	0	2	0-0	0-0	0	0	0
12/2 vs. Pit.	5	4	1	0-0	0-0	0	0	0
12/9 @ Was.	3	2	1	0-0	0-0	0	0	0
12/16 vs. Den.	4	3	1	1-11	0-0	0	0	0
12/23 vs. NYG	INACTIVE - THIGH/SHOULDER							
12/30 @ Cin.	ACTIVE, BUT DID NOT PLAY							
Totals	42	29	13	1-11	0-0	2	0	2
Playoffs								
1/6/13 vs. Ind.	0	0	0	0-0	0-0	0	0	0
1/12/13 @ Den.	0	0	0	0-0	0-0	0	0	0
1/20/13 @ NE	SAW ACTION ON SPECIAL TEAMS							
2/3/13 @ SF	0	0	0	0-0	0-0	0	0	0
Totals	0	0	0	0-0	0-0	0	0	0

2012

GAME-BY-GAME SPECIAL TEAMS TACKLES

RAVENS

Date/Opp.	TT	Solo	Asst.	FF	FR	BK
9/10 vs. Cin.	0	0	0	0	0	0
9/16 @ Phi.	0	0	0	0	0	0
9/23 vs. NE	0	0	0	0	0	0
9/27 vs. Cle.	0	0	0	0	0	0
10/7 @ KC	0	0	0	0	0	0
10/14 vs. Dal.	0	0	0	0	0	0
10/21 @ Hou.	1	1	0	0	0	0
11/4 @ Cle.	1	1	0	0	0	0
11/11 vs. Oak.	1	1	0	0	0	0
11/18 @ Pit.	2	2	0	0	0	0
11/25 @ SD	0	0	0	0	0	0
12/2 vs. Pit.	0	0	0	0	0	0
12/9 @ Was.	0	0	0	0	0	0
12/16 vs. Den.	2	2	0	1	0	0
12/23 vs. NYG	INACTIVE - THIGH/SHOULDER					
12/30 @ Cin.	ACTIVE, BUT DID NOT PLAY					
Totals	7	7	0	1	0	0
Playoffs						
1/6/13 vs. Ind.	0	0	0	0	0	0
1/12/13 @ Den.	1	1	0	0	0	0
1/20/13 @ NE	1	1	0	0	0	0
2/3/13 @ SF	0	0	0	0	0	0
Totals	2	2	0	0	0	0

78

BRYANT McKINNIE

TACKLE | 6-8 | 354

COLLEGE: MIAMI

HS: WOODBURY (NJ)

BORN: 9/23/79, WOODBURY, NJ

EXP. (NFL/RAVENS): 11/2

GP/GS (PLAYOFFS): 164/148 (11/11)

2012 POSTSEASON HIGHLIGHTS: (GP/GS: 4/4) Helped the Ravens average 410.3 yards per game in four playoff contests... Also protected QB Joe Flacco, allowing him to become the second player in NFL history (Joe Montana - 1989) to throw 11 TDs and 0 INTs during the playoffs

- Started at LT and helped the Ravens produce 367 yards, including 287 yards passing and 3 TDs by Flacco (who was named MVP), in the 34-31 victory in **Super Bowl XLVII vs. SF (2/3/13)**
- Started at LT and helped the Ravens produce 356 total yards in the 28-13 victory in the **AFC Championship at NE (1/20/13)**... The Ravens scored TDs on all 4 of their red zone appearances, including going 3-for-3 in goal-to-goal situations against the Patriots
- Started at LT and helped the Ravens gain a postseason franchise-record 479 yards, including helping QB Joe Flacco post playoff franchise records in passing yards (331) and passing TDs (3), with no INTs for a 116.2 QB rating in the 38-35 double-overtime victory in the **Divisional game at Den. (1/12/13)**
- Started at LT and helped the Ravens gain 439 yards of total offense, including helping Flacco earn a postseason franchise-record 125.6 QB rating (12-of-23 for 282 yards and 2 TDs) in the **Wild Card game vs. Ind. (1/6/13)**

2012 SEASON HIGHLIGHTS: (2012 GP/GS: 16/0) Saw action in all 16 games and helped the Ravens score the most points (398) in franchise history and post the second-most total yards (5,640) in team history (5,723 in 1996), including a career-high 3,817 passing yards by QB Joe Flacco and 1,143 yards and 9 TDs rushing by RB Ray Rice

- Saw extended action at LT, helping the Ravens out-gain the Bengals 352 to 189, including 206 yards and 2 TDs rushing, in **game 16 at Cin. (12/30)**
- Played from scrimmage in the “jumbo” package and on special teams in the 33-14 victory in **game 15 vs. NYG (12/23)**
- Saw action on special teams in **games 13 and 14**
- Saw action from scrimmage in the “jumbo” package and on special teams in **game 12 vs. Pit. (12/2)** and the 16-13 overtime victory in **game 11 at SD (11/25)**
- Saw action on special teams in the 13-10 victory in **game 10 at Pit. (11/18)** and the 55-20 victory in **game 9 vs. Oak. (11/11)**
- Saw action from scrimmage for an injured Kelechi Osemele (ankle) and played on special teams in **game 7 at Hou. (10/21)**
- Played on special teams, and as a TE in the “jumbo” package, in the 31-29 victory in **game 6 vs. Dal. (10/14)**
- Played on special teams in the victory over the Chiefs in **game 5 at KC (10/7)**
- Saw action on special teams as a TE in the “jumbo” package in **games 2-4**
- Saw action on special teams in the 44-13 victory in **game 1 at Cin. (9/10)**

CAREER HIGHLIGHTS:

- Has not missed a game due to injury in his NFL career, playing in 164-consecutive contests
- Helped Vikings RB Adrian Peterson lead the league in rushing with a franchise-record 1,760 yards in 2008
- Blocked for six of the top eight single-season rushers in Vikings history, including a 1,000-yard rusher in each of the past five seasons (2006-10)
- Opened holes, allowing Peterson to rush for 1,000 yards in four-consecutive seasons (2007-10)

CAREER HONORS:

- Pro Bowl performer (2009) and first alternate (2007)

90

PERNELL McPHEE

DEFENSIVE END | 6-3 | 280

COLLEGE: MISSISSIPPI STATE
EXP. (NFL/RAVENS): 2/2

HS: PAHOKEE (FL)

GP/GS (PLAYOFFS): 28/6 (6/0)

BORN: 12/17/88, PAHOKEE, FL

2012 POSTSEASON HIGHLIGHTS: Recorded 4 tackles, 1 sack, 2 PD, 1 FF and 1 FR for a defense that forced 10 turnovers in four playoff games

- Saw action from scrimmage for a defense that held the 49ers to 22% on third down (2-of-9) in the 34-31 victory in **Super Bowl XLVII vs. SF (2/3/13)**
- Recorded 2 PD, one of which led to a Dannell Ellerbe INT, for a defense that forced 3 turnovers and held the Patriots scoreless in the second half in the 28-13 victory in the **AFC Championship at NE (1/20/13)**
- Posted 3 tackles, including a sack and a FF (recovered by the Ravens) for a defense that forced 3 turnovers and allowed just 3.0 yards per rushing attempt in the 38-35 double-overtime win in the **Divisional game at Den. (1/12/13)**
- Recorded his first-career postseason tackle and a FR for a defense that kept the Colts out of the end zone in the 24-9 victory in the **Wild Card game vs. Ind. (1/6/13)**

2012 SEASON HIGHLIGHTS: Played in 12 games (career-high 6 starts), producing 21 tackles (18 solo) and 1.5 sacks

- Recorded a sack (-6 yards) in **game 14 vs. Den. (12/16)**
- Posted a career-high 4 tackles (all solo) in the 31-29 victory in **game 6 vs. Dal. (10/14)**
- Started and tied a career high with 3 solo tackles, including 2 TFL, for a defense that forced 4 turnovers in the victory over the Chiefs in **game 5 at KC (10/7)**
- Posted 3 solo tackles for a defense that held the Browns to 20% on third down (3-of-15) in the 23-16 victory in **game 4 vs. Cle. (9/27)**
- Started his first-career NFL game and netted 1 tackle and a half-sack (shared with Courtney Upshaw) in the 44-13 victory in **game 1 vs. Cin. (9/10)**

CAREER HIGHLIGHTS:

- Posted a career-high 4 tackles (all solo) vs. Dal. (10/14/12)
- Started his first-career game vs. Cin. (9/10/12)
- Produced a career-high 2 sacks in the 24-10 victory at Cle. (12/4/11)
- Posted his first-career sack at STL (9/25/11)
- Recorded his first-career tackle vs. Pit. (9/11/11)
- Saw action in his first-career NFL game vs. Pit. (9/11/11)

2012

GAME-BY-GAME DEFENSE

RAVENS

Date/Opp.	TT	Solo	Asst.	Sacks	INT	PD	FF	FR
9/10 vs. Cin.	1	0	1	0.5-6	0-0	0	0	0
9/16 @ Phi.	3	3	0	0-0	0-0	0	0	0
9/23 vs. NE	2	1	1	0-0	0-0	0	0	0
9/27 vs. Cle.	3	3	0	0-0	0-0	0	0	0
10/7 @ KC	3	3	0	0-0	0-0	0	0	0
10/14 vs. Dal.	4	4	0	0-0	0-0	0	0	0
10/21 @ Hou.	0	0	0	0-0	0-0	0	0	0
11/4 @ Cle.					INACTIVE - THIGH			
11/11 vs. Oak.					INACTIVE - THIGH			
11/18 @ Pit.					INACTIVE - THIGH			
11/25 @ SD					INACTIVE - THIGH			
12/2 vs. Pit.	1	1	0	0-0	0-0	0	0	0
12/9 @ Was.	2	1	1	0-0	0-0	0	0	0
12/16 vs. Den.	1	1	0	1-6	0-0	0	0	0
12/23 vs. NYG	1	1	0	0-0	0-0	0	0	0
12/30 @ Cin.	0	0	0	0-0	0-0	0	0	0
Total	21	18	3	1.5-12	0-0	0	0	0
Playoffs								
1/6/13 vs. Ind.	1	0	1	0-0	0-0	0	0	1
1/12/13 @ Den.	3	2	1	1-9	0-0	0	1	0
1/20/13 @ NE	0	0	0	0-0	0-0	2	0	0
2/3/13 @ SF	0	0	0	0-0	0-0	0	0	0
Totals	4	2	2	1-9	0-0	2	1	1

REGULAR SEASON

Year	Team	GP	GS	TACKLES			SACKS		INTERCEPTIONS					FUMBLES		
				TT	Solo	Asst.	No.	Yards	No.	Yards	LG	TD	PD	FF	FR	Yards
2011	Baltimore	16	0	23	16	7	6.0	31.0	0	0	0	0	2	1	1	0
2012	Baltimore	12	6	21	18	3	1.5	12.0	0	0	0	0	0	0	0	0
Totals		28	6	44	34	10	7.5	43.0	0	0	0	0	2	1	1	0

CAREER SINGLE-GAME HIGHS (REGULAR SEASON)

Total Tackles:
4 (10/14/12 vs. Dal.)

Solo Tackles:
4 (10/14/12 vs. Dal.)

Sacks:
2 (12/4/11 at Cle.)

INTs:
None

Forced Fumbles:
1 (10/16/11 vs. Hou.)

Fumble Recoveries:
1 (9/11/11 vs. Pit.)

Passes Defensed:
1 (9/11/11 vs. Pit.)

POSTSEASON

Year	Team	GP	GS	TACKLES			SACKS		INTERCEPTIONS					FUMBLES		
				TT	Solo	Asst.	No.	Yards	No.	Yards	LG	TD	PD	FF	FR	Yards
2011	Baltimore	2	0	0	0	0	0.0	0.0	0	0	0	0	1	0	0	0
2012	Baltimore	4	0	4	2	2	1.0	9.0	0	0	0	0	2	1	1	0
Totals		6	0	4	2	2	1.0	9.0	0	0	0	0	3	1	1	0

92 HALOTI NGATA

DEFENSIVE TACKLE | 6-4 | 330

COLLEGE: OREGON

HS: HIGHLAND (SALT LAKE CITY, UT)

BORN: 1/21/84, INGLEWOOD, CA

EXP. (NFL/RAVENS): 7/7

GP/GS (PLAYOFFS): 108/106 (14/14)

2012 POSTSEASON HIGHLIGHTS: Totaled 13 tackles (10 solo) and 1 PD for a defense that forced 10 turnovers in four playoff games

- Recorded 2 solo tackles for a defense that held the 49ers to 22% on third down (2-of-9), before leaving the game in the third quarter with a knee injury in the 34-31 victory in **Super Bowl XLVII vs. SF (2/3/13)**
- Started and produced 4 tackles and a team-leading 3 QB hits for a defense forced 3 turnovers and that held the Patriots scoreless in the second half in the 28-13 victory in the **AFC Championship at NE (1/20/13)**
- Had 3 tackles and a QB hit for a defense that forced 3 turnovers and allowed just 3.0 yards per rushing attempt in the 38-35 double-overtime win in the **Divisional game at Den. (1/12/13)**
- Started and recorded 4 solo tackles and 1 PD for a defense that kept the Colts out of the end zone in the 24-9 victory in the **Wild Card game vs. Ind. (1/6/13)**

2012 SEASON HIGHLIGHTS: Named to his fourth-consecutive Pro Bowl after starting 14 games, posting 51 tackles, (33 solo), 1 PD and finishing second on the team with 5 sacks...Ngata missed games 9 and 16 (coach's decision to rest injuries)

- Recorded 4 tackles and a sack (-15 yards) for a defense that held the Giants to 186 total yards and 20% (2-of-10) on third down in the 33-14 victory in **game 15 vs. NYG (12/23)**
- Posted 3 tackles for a defense that held the Chargers to 20% on third down (3-of-15) in the 16-13 overtime victory in **game 11 at SD (11/25)**
- Was active but did not play (coach's decision - shoulder) in the 55-20 victory in **game 9 vs. Oak. (11/11)**
- Played in his 100th-career game and led the D-line with 6 tackles and a sack (-7 yards) in the 31-29 victory in **game 6 vs. Dal. (10/14)**
- Recorded 4 tackles (3 solo), including 1.5 sacks (-14.5 yards), and a PD in the 44-13 victory in **game 1 vs. Cin. (9/10)**

CAREER HIGHLIGHTS:

- Scored his first-career TD on a 28-yard FR at STL (9/25/11)
- Anchor of a defense that did not allow a 100-yard rusher in 39 consecutive games (12/17/06 – 10/4/09)
- Dating back to 2006 when Ngata entered the NFL, the Ravens have allowed 56 rushing TDs (second in NFL) and third-fewest rushing yards (91.3)

CAREER HONORS:

- Four-time Pro Bowler (2009-12) and first alternate (2008)
- AFC Defensive Player of the Week (Week 9, 2010)
- Associated Press* first-team All-Pro (2010-11)
- Associated Press* second-team All-Pro (2008-09, 2012)
- Pro Football Writers/Pro Football Writers of America* All-NFL (2009-11)
- Pro Football Weekly* All-NFL (2010-11)
- PFW/PFWA* All-Rookie team (2006)
- Sports Illustrated* (Peter King) All-Pro Team (2010 and 2011)
- Sports Illustrated* (Peter King) Midseason All-Pro Team (2010-11)
- Sports Illustrated* Midseason Defensive Player of the Year (2010)
- Sporting News* All-Pro Team (2010-11)
- USA Today's* All-Joe Team (players who are critical to their team, but don't receive the Pro Bowl nod) in 2008

2012									
GAME-BY-GAME DEFENSE									
RAVENS									
Date/Opp.	TT	Solo	Asst.	Sacks	INT	PD	FF	FR	
9/10 vs. Cin.	4	2	2	1.5-14.5	0-0	1	0	0	
9/16 @ Phi.	3	3	0	0-0	0-0	0	0	0	
9/23 vs. NE	9	7	2	0.5-3.5	0-0	0	0	0	
9/27 vs. Cle.	4	3	1	0-0	0-0	0	0	0	
10/7 @ KC	4	4	0	0-0	0-0	0	0	0	
10/14 vs. Dal.	6	5	1	1-7	0-0	0	0	0	
10/21 @ Hou.	2	0	2	0-0	0-0	0	0	0	
11/4 @ Cle.	0	0	0	0-0	0-0	0	0	0	
11/11 vs. Oak.	DID NOT PLAY (COACH'S DECISION - SHOULDER)								
11/18 @ Pit.	5	2	3	1-10	0-0	0	0	0	
11/25 @ SD	3	2	1	0-0	0-0	0	0	0	
12/2 vs. Pit.	1	0	1	0-0	0-0	0	0	0	
12/9 @ Was.	5	2	3	0-0	0-0	0	0	0	
12/16 vs. Den.	1	0	1	0-0	0-0	0	0	0	
12/23 vs. NYG	4	3	1	1-15	0-0	0	0	0	
12/30 @ Cin.	INACTIVE - COACH'S DECISION								
Totals	51	33	18	5-50	0-0	1	0	0	
Playoffs									
1/6/13 vs. Ind.	4	4	0	0-0	0-0	1	0	0	
1/12/13 @ Den.	3	2	1	0-0	0-0	0	0	0	
1/20/13 @ NE	4	2	2	0-0	0-0	0	0	0	
2/3/13 @ SF	2	2	0	0-0	0-0	0	0	0	
Totals	13	10	3	0-0	0-0	1	0	0	

RAVENS 92 HALOTI NGATA

REGULAR SEASON

Year	Team	GP	GS	TACKLES			SACKS		INTERCEPTIONS					FUMBLES		
				TT	Solo	Asst.	No.	Yards	No.	Yards	LG	TD	PD	FF	FR	Yards
2006	Baltimore	16	16	51	28	23	1.0	3.0	1	60	60	0	3	0	0	0
2007	Baltimore	16	16	94	58	36	3.0	14.0	0	0	0	0	2	1	0	0
2008	Baltimore	16	16	77	43	34	1.0	8.0	2	8	7	0	5	0	0	0
2009	Baltimore	14	13	41	23	18	1.5	13.0	0	0	0	0	0	1	1	0
2010	Baltimore	16	15	65	48	17	5.5	43.0	0	0	0	0	5	0	1	0
2011	Baltimore	16	16	65	37	28	5.0	21.0	0	0	0	0	5	2	*3	28t
2012	Baltimore	14	14	51	33	18	5.0	50.0	0	0	0	0	1	0	0	0
Totals		108	106	444	270	174	22.0	152.0	3	68	60	0	21	4	5	28

*LED TEAM

CAREER SINGLE-GAME HIGHS (REGULAR SEASON)

Total Tackles:
11 2 times (last: 11/13/11 at Sea.)

Solo Tackles:
8 (10/3/10 at Pit.)

Sacks:
2 2 times (last: 11/24/11 vs. SF)

INTs:
1 3 times (last: 11/9/08 at Hou.)

Forced Fumbles:
1 4 times (last: 10/2/11 vs. NYJ)

Fumble Recoveries:
2 (9/11/11 vs. Pit.)

Passes Defensed:
2 2 times (last: 12/4/11 at Cle.)

Additional Statistics: Returned a FR 28 yards for a TD (9/25/11 at STL)

POSTSEASON

Year	Team	GP	GS	TACKLES			SACKS		INTERCEPTIONS					FUMBLES		
				TT	Solo	Asst.	No.	Yards	No.	Yards	LG	TD	PD	FF	FR	Yards
2006	Baltimore	1	1	7	3	4	0.0	0.0	0	0	0	0	0	0	0	0
2008	Baltimore	3	3	12	10	2	1.0	8.0	0	0	0	0	0	0	0	0
2009	Baltimore	2	2	7	4	3	1.0	9.0	0	0	0	0	0	0	0	0
2010	Baltimore	2	2	4	3	1	0.5	2.0	0	0	0	0	1	0	0	0
2011	Baltimore	2	2	6	2	4	0.0	0.0	0	0	0	0	1	1	0	0
2012	Baltimore	4	4	13	10	3	0.0	0.0	0	0	0	0	1	0	0	0
Totals		14	14	49	32	17	2.5	19.0	0	0	0	0	3	1	0	0

RAVENS RANTS: HALOTI NGATA

THE DOMINANT DT



One of the NFL's most disruptive forces, **DT Haloti Ngata** was named to his fourth Pro Bowl in 2012. Perhaps the NFL's most athletic DT, Ngata stops the run (444 career tackles), rushes the passer (22 career sacks) and even drops into coverage (3 career INTs). In Week 11's win at Pittsburgh, he had 5 tackles and 1 sack (-10 yards), helping hold the Steelers to 10 points. Baltimore has a history of strong run defense, and with Ngata's help the past several seasons, has been consistently sturdy on the ground.

RAVENS RUSHING DEFENSE RANKINGS (Past Seven Seasons/Since Ngata Entered NFL)

Year	Yards Per Game Allowed		Avg. Per Play Allowed	
	Total	Rank	Total	Rank
2012	122.8	20th	4.0	8th
2011	92.6	2nd	3.5	2nd
2010	93.9	5th	3.9	8th
2009	93.3	5th	3.4	1st
2008	81.4	3rd	3.6	5th
2007	79.3	2nd	2.8	1st
2006	75.9	2nd	3.3	2nd

"NGATA" ON US

Dating back to 2006, when **DT Haloti Ngata** entered the NFL, the Ravens have allowed the NFL's second-fewest rushing TDs (56) and the NFL's third-fewest rushing yards per game (91.3 ypg).

RUSHING TOUCHDOWNS (Fewest Allowed Since 2006)

1. Pittsburgh 50
2. Baltimore 56
3. Minnesota 61

RUSHING YARDS PER GAME (Fewest Allowed Since 2006)

1. Pittsburgh 85.9
2. Minnesota 87.8
3. Baltimore 91.3

NGATA SCORES

In the 2011 Week 3 win at St. Louis, **DT Haloti Ngata** scooped up a Sam Bradford fumble and returned it 28 yards for his first-career TD. Ngata's scamper is the third-longest FR-TD in Ravens history, shy of OLB Adalius Thomas' 57- and 35-yarders.

D-TACKLE DOMINANCE

In the Ravens' 2012 season-opening win vs. Cincy, **DT Haloti Ngata** notched 1.5 QB drops, tying a career high. He has 10 sacks dating back to 2011, has racked up 115 tackles (fourth among NFL DTs) and has 6 PD, seventh most among NFL DTs during this span.

MOST TACKLES BY NFL DTs (Since 2011)

1. Ahtyba Rubin 127
2. Justin Smith 124
3. Domata Peko 119
4. Haloti Ngata 115
5. Brandon Mebane 112
6. Linval Joseph 108



NGATA NAMED NO. 9

As voted on by fellow players in the NFL Network's Top 100 poll of 2012, **DT Haloti Ngata** was tabbed the NFL's ninth-best overall player (and top DT). He was one of seven Ravens to make the list.

FIRST-ROUND FINDS

Since moving to Baltimore in 1996, the Ravens, led by GM **Ozzie Newsome**, have had 17 drafts and selected 17 players in the first round. These picks have earned an amazing 53 combined Pro Bowls and several All-Rookie honors:

RAVENS FIRST-ROUND DRAFT PICKS

Year	Name	Pick	Pro Bowls
1996	T Jonathan Ogden*	4	11
1996	LB Ray Lewis* ++ ~	26	13
1997	LB Peter Boulware*	4	4
1998	CB Duane Starks*	10	
1999	CB Chris McAlister*	10	3
2000	RB Jamal Lewis*	5	1
2000	WR Travis Taylor	10	
2001	TE Todd Heap*	31	2
2002	S Ed Reed* +	24	9
2003	OLB Terrell Suggs* +	10	5
2003	QB Kyle Boller	19	
2005	WR Mark Clayton*	22	
2006	DT Haloti Ngata*	12	4
2007	G Ben Grubbs*	29	1
2008	QB Joe Flacco^ ~	18	
2009	T Michael Oher*	23	
2011	CB Jimmy Smith	27	

* All-Rookie Team performer ^ Diet Pepsi Rookie of the Year (NFL.com Fan Vote)
+ NFL Defensive Player of the Year Awards ~ Super Bowl MVP

Top 10 Quick Hit:

• Of the seven players chosen in the Top 10 by Baltimore, five have earned Pro Bowl status. Two of those players – Peter Boulware and Terrell Suggs – also earned Defensive Rookie of the Year honors.

Late-Round Success Quick Hit:

• The Ravens have found gems late in the first round, including LB Ray Lewis (26th), TE Todd Heap (31st), S Ed Reed (24th), G Ben Grubbs (29th) and T Michael Oher (23rd).

NFL'S TOP 100

It can be argued that the 100 best NFL players of 2012, as voted by the players late in 2011, doesn't really represent the best. Maybe coaches or scouts have a different list. Certainly, there are reporters who compiled rankings of their own. Still, it's special for the Ravens to boast seven players overall (tied with Phi. and SF for the NFL's most) – including five standouts in the Top 25.

THE NFL'S TOP 100 PLAYERS OF 2012 (NFL Players' Poll / NFL Network)

NFL Rank	Player	Position Ranking
9	DT Haloti Ngata	No. 1 defensive tackle
11	OLB Terrell Suggs	No. 2 linebacker
16	S Ed Reed	No. 1 safety
20	LB Ray Lewis	No. 3 linebacker
22	RB Ray Rice	No. 4 running back
45	FB Vonta Leach	No. 1 fullback
74	QB Joe Flacco	No. 11 quarterback

74

MICHAEL OHER

TACKLE | 6-4 | 315

COLLEGE: MISSISSIPPI HS: BRIARCREST CHRISTIAN (MEMPHIS, TN) BORN: 5/28/86, MEMPHIS, TN
EXP. (NFL/RAVENS): 4/4 GP/GS (PLAYOFFS): 64/64 (10/10)

2012 POSTSEASON HIGHLIGHTS: (GP/GS: 4/4) Helped the Ravens average 410.3 yards per game in four playoff contests... Also protected QB Joe Flacco, allowing him to become the second player in NFL history (Joe Montana - 1989) to throw 11 TDs and 0 INTs during the playoffs

- Started at RT and helped the Ravens produce 367 yards, including 287 yards passing and 3 TDs by Flacco (who was named MVP), in the 34-31 victory in **Super Bowl XLVII vs. SF (2/3/13)**
- Started at RT and helped the Ravens produce 356 total yards in the 28-13 victory in the **AFC Championship at NE (1/20/13)**... The Ravens scored TDs on all 4 of their red zone appearances, including going 3-for-3 in goal-to-go situations against the Patriots
- Started at RT and helped the Ravens gain a postseason franchise-record 479 yards, including helping QB Joe Flacco post playoff franchise records in passing yards (331) and passing TDs (3), with no INTs for a 116.2 QB rating in the 38-35 double-overtime victory in the **Divisional game at Den. (1/12/13)**
- Started at RT and helped the Ravens gain 439 yards of total offense, including helping Flacco earn a postseason franchise-record 125.6 QB rating (12-of-23 for 282 yards and 2 TDs) in the **Wild Card game vs. Ind. (1/6/13)**

2012 SEASON HIGHLIGHTS: (GP/GS: 16/16) Helped the Ravens score the most points (398) in franchise history and post the second-most total yards (5,640) in team history (5,723 in 1996), including a career-high 3,817 passing yards by QB Joe Flacco and 1,143 yards and 9 TDs rushing by RB Ray Rice

- Started at LT and helped the offense post a season-high 533 yards (224 rushing and 309 passing), the third-highest output in team history, in the 33-14 victory in **game 15 vs. NYG (12/23)**... Also helped two backs rush for 100 yards (Ray Rice - 107 and Bernard Pierce - 123) in the same game for the second time in team history (Le'Ron McClain - 139 and Willis McGahee - 108 on 12/20/08 at Dal.)
- Started at LT and helped pave the way for 443 total yards by the Ravens, including 355 yards and 1 TD passing by QB Joe Flacco, in the 16-13 overtime victory in **game 11 at SD (11/25)**...The Ravens overcame a 13-3 deficit in the fourth quarter to tie the game with a FG as time expired...Ravens drove 69 yards in 12 plays on their second possession of overtime to kick a 38-yard game-winning FG with 1:07 left in the extra period
- Started at LT and helped the Ravens post a franchise-record 55 points while racking up 419 total yards, including 341 passing, in the 55-20 victory in **game 9 vs. Oak. (11/11)**
- Started at LT and helped the Ravens produce 503 total yards (third-highest total in franchise history), including 382 yards and 3 TDs through the air by Flacco, in **game 3 vs. NE (9/23)**... The Ravens had four scoring drives of 80 yards or more...Ravens did not allow a sack against the Patriots
- Started at LT and helped the Ravens gain 430 total yards of offense and set a Week 1 franchise-record 44 points in the 44-13 victory in **game 1 vs. Cin. (9/10)**

CAREER HIGHLIGHTS:

- Ravens were the NFL's ninth-best scoring team in 2009 (24.4 ppg), racking up a franchise-record 47 TDs and as well as gaining 5,640 total yards with Oher starting all 16 games
- Helped set a record for most TDs scored (47) in 2009...Ravens also added a team-record 22 rushing TDs
- Helped the Ravens rush for 2,200 yards, including 1,339 yards (third-highest total in franchise history) by RB Ray Rice, who finished second in the NFL in yards from scrimmage (2,041) and became just the second player in franchise history (Jamal Lewis - 2,271 in 2003) to gain 2,000 yards from scrimmage in 2011

CAREER HONORS:

- *Pro Football Writers/Pro Football Writers of America All-Rookie Team* (2009)
- *Sports Illustrated Midseason All-Pro* (2009)
- *USA Today's All-Joe Team* (players who are critical to their team, but don't receive Pro Bowl nods) in 2009
- NFL Rookie of the Month honors (December, 2009)

72

KELECHI OSEMELE

GUARD/TACKLE | 6-5 | 335

COLLEGE: IOWA STATE

HS: LANGHAM CREEK (HOUSTON, TX) BORN: 6/24/89, HOUSTON, TX

EXP. (NFL/RAVENS): ROOKIE

GP/GS (PLAYOFFS): 16/16 (4/4)

2012 POSTSEASON HIGHLIGHTS: (GP/GS: 4/4) Helped the Ravens average 410.3 yards per game in four playoff contests... Also protected QB Joe Flacco, allowing him to become the second player in NFL history (Joe Montana - 1989) to throw 11 TDs and 0 INTs during the playoffs

- Started at LG and helped the Ravens produce 367 yards, including 287 yards passing and 3 TDs by Flacco (who was named MVP), in the 34-31 victory in **Super Bowl XLVII vs. SF (2/3/13)**
- Started at LG and helped the Ravens produce 356 total yards in the 28-13 victory in the **AFC Championship at NE (1/20/13)**... The Ravens scored TDs on all 4 of their red zone appearances, including going 3-for-3 in goal-to-go situations against the Patriots
- Started at LG and helped the Ravens gain a postseason franchise-record 479 yards, including helping QB Joe Flacco post playoff franchise records in passing yards (331) and passing TDs (3), with no INTs for a 116.2 QB rating in the 38-35 double-overtime victory in the **Divisional game at Den. (1/12/13)**
- Started his first-career postseason game at LG and helped the Ravens gain 439 yards of total offense, including helping Flacco post a playoff franchise-record 125.6 QB rating (12-of-23 for 282 yards and 2 TDs) in the **Wild Card game vs. Ind. (1/6/13)**

2012 SEASON HIGHLIGHTS: (GP/GS: 16/16) Started all 16 games at RT as rookie and helped the Ravens score the most points (398) in franchise history and post the second-most total yards (5,640) in team history (5,723 in 1996), including a career-high 3,817 passing yards by QB Joe Flacco and 1,143 yards and 9 TDs rushing by RB Ray Rice

- Started at RT and helped the offense to a season-high 533 yards (224 rushing and 309 passing), the third-highest output in team history, in the 33-14 victory in **game 15 vs. NYG (12/23)**... Also helped two backs rush for 100 yards (Ray Rice - 107 and Bernard Pierce - 123) in the same game for the second time in team history (Le'Ron McClain - 139 and Willis McGahee - 108 on 12/20/08 at Dal.)
- Started at RT and helped pave the way for 443 total yards by the Ravens, including 355 yards and 1 TD passing by QB Joe Flacco, in the 16-13 overtime victory in **game 11 at SD (11/25)**...The Ravens overcame a 13-3 deficit in the fourth quarter to tie the game with a FG as time expired...Ravens drove 69 yards in 12 plays on their second possession of overtime to kick a 38-yard game-winning FG with 1:07 left in the extra period
- Started at RT and helped the Ravens post a franchise-record 55 points while racking up 419 total yards, including 341 passing, in the 55-20 victory in **game 9 vs. Oak. (11/11)**
- Started at RT and helped the Ravens produce 503 total yards (third-highest total in franchise history), including 382 yards and 3 TDs through the air by Flacco, in the 31-30 victory in **game 3 vs. NE (9/23)**...The Ravens had four scoring drives of 80 yards or more...Ravens did not allow a sack against the Patriots
- Started his first-career NFL game at RT and helped the Ravens gain 430 total yards of offense and set a Week 1 franchise-record 44 points in the 44-13 victory in **game 1 vs. Cin. (9/10)**

COLLEGE HIGHLIGHTS:

- Played in 49 games, making 43 consecutive starts (38 at LT and five at LG), to close out his career
- Recorded 299 knockdown blocks and posted 49 TD-resulting blocks
- Was an Iowa State co-captain during his senior campaign, a season in which he led all Big 12 linemen with 17 TD-resulting blocks and a team-high 112 knockdowns

COLLEGE HONORS:

- First-team All-American by *The NFL Draft Report* and *Sports Illustrated* (2011)
- Second-team All-American by *The Sporting News* and *Lindy's* (2011)
- Third-team All-American by *The NFL Draft Report* (2010)
- First-team All-Big 12 from the *Associated Press* and league coaches (2011)
- Second-team All-Big 12 from the *Associated Press* (2009-10)
- Three-time Cyclone Academic Honor Roll selection (2009-11)

30

BERNARD PIERCE

RUNNING BACK | 6-0 | 218

COLLEGE: TEMPLE

HS: GLEN MILLS (PA)

BORN: 5/10/90, ARDMORE, PA

EXP. (NFL/RAVENS): ROOKIE

GP/GS (PLAYOFFS): 16/0 (4/0)

2012 POSTSEASON HIGHLIGHTS: Finished second on the team with 39 carries for 202 yards (5.2 avg.) and pulled in 1 reception for 8 yards, helping the Ravens average 410.3 yards per game during the playoffs

- Carried the ball 12 times for 33 yards, part of a 367-yard output from the Ravens' offense, in the 34-31 victory in **Super Bowl XLVII vs. SF (2/3/13)**
- Toted the ball 5 times for a team-leading 52 yards and pulled in 1 reception for 8 yards in the 28-13 victory in the **AFC Championship at NE (1/20/13)**
- Carried the ball 5 times for 14 yards before leaving the game with a knee injury in the 38-35 double-overtime win in the **Divisional game at Den. (1/12/13)**
- Played in his first-career postseason contest and led the Ravens with 103 rushing yards on 13 carries (7.9 avg.), including a long of 43, in the 24-9 victory in the **Wild Card game vs. Ind. (1/6/13)**

2012 SEASON HIGHLIGHTS: Saw action in all 16 games as a rookie, finishing second on the team with 108 carries for 532 yards (4.9 avg.) and 1 TD...Also pulled in 7 receptions for 47 yards

- Established career highs in carries (14), yards (123) and long gain (78 - Ravens longest play from scrimmage this season), as one of two backs (Ray Rice - 107) to rush for 100 yards in the same game for the second time in team history (Le'Ron McClain - 139 and Willis McGahee - 108 on 12/20/08 at Dal.) in the 33-14 victory in **game 15 vs. NYG (12/23)**
- Gained a career-high 53 yards on 8 carries (6.6 avg.) in **game 13 at Was. (12/9)**...Also pulled in a career-high 2 passes for a career-high-tying 11 yards against the Redskins
- Carried the ball 4 times for 17 yards and pulled in his first-career reception (good for 10 yards) in the 31-30 victory in **game 3 vs. NE (9/23)**
- Saw action in his first-career NFL game and carried the ball 4 times for 19 yards (4.8 avg.) in the 44-13 victory in **game 1 vs. Cin. (9/10)**

COLLEGE HIGHLIGHTS:

- Finished his Temple career starting 27 of 34 games, recording 663 carries for 3,570 rushing yards and 53 rushing TDs...Also caught 19 passes for 178 yards and 1 TD
- Owns school records in rushing TDs (53), total TDs (54) and points scored (324)
- Finished his three-year career ranking second in school history with 3,570 rushing yards
- Rushed for over 1,000 yards twice and scored at least 10 TDs in each of his three seasons with the Owls

COLLEGE HONORS:

- First-team All-Mid-American Conference honoree (2009-11)
- Eastern College Athletic Conference Offensive Player of the Year (2011)
- MAC Freshman of the Year (2009)

2012

GAME-BY-GAME OFFENSE

RAVENS Date/Opp.	RUSHING					RECEIVING				
	No.	Yds.	Avg.	LG	TD	No.	Yds.	Avg.	LG	TD
9/10 vs. Cin.	4	19	4.8	11	0	0	0	0.0	0	0
9/16 @ Phi.	3	4	1.3	6	0	0	0	0.0	0	0
9/23 vs. NE	4	17	4.3	8	0	1	10	10.0	10	0
9/27 vs. Cle.	6	48	8.0	21	0	0	0	0.0	0	0
10/7 @ KC	2	13	6.5	12	0	0	0	0.0	0	0
10/14 vs. Dal.	4	21	5.3	16	0	1	6	6.0	6	0
10/21 @ Hou.	0	0	0.0	0	0	0	0	0.0	0	0
11/4 @ Cle.	7	26	3.7	12t	1	0	0	0.0	0	0
11/11 vs. Oak.	10	23	2.3	12	0	0	0	0.0	0	0
11/18 @ Pit.	2	8	4.0	4	0	1	11	11.0	11	0
11/25 @ SD	9	34	3.8	18	0	0	0	0.0	0	0
12/2 vs. Pit.	8	34	4.3	11	0	1	5	5.0	5	0
12/9 @ Was.	8	53	6.6	21	0	2	11	5.5	11	0
12/16 vs. Den.	5	20	4.0	14	0	0	0	0.0	0	0
12/23 vs. NYG	14	123	8.8	78	0	0	0	0.0	0	0
12/30 @ Cin.	22	89	4.0	14	0	1	4	4.0	4	0
Totals	108	532	4.9	78	1	7	47	6.7	11	0
Playoffs										
1/6/13 vs. Ind.	13	103	7.9	43	0	0	0	0.0	0	0
1/12/13 @ Den.	5	14	2.8	4	0	0	0	0.0	0	0
1/20/13 @ NE	9	52	5.8	11	0	1	8	8.0	8	0
2/3/13 @ SF	12	33	2.8	8	0	0	0	0.0	0	0
Totals	39	202	5.2	43	0	1	8	8.0	8	0

RAVENS 30 BERNARD PIERCE

REGULAR SEASON

Year	Team	GP	GS	RUSHING					RECEIVING				
				No.	Yards	Avg.	LG	TD	No.	Yards	Avg.	LG	TD
2012	Baltimore	16	0	108	532	*4.9	78	1	7	47	6.7	11	0
Totals		16	0	108	532	4.9	78	1	7	47	6.7	11	0

*LED TEAM

CAREER SINGLE-GAME HIGHS (REGULAR SEASON)

RUSHING

Carries:

14 (12/23/12 vs. NYG)

Yardage:

123 (12/23/12 vs. NYG)

Long Gain:

78 (12/23/12 vs. NYG)

Touchdowns:

1 (11/4/12 at Cle.)

RECEIVING

Receptions:

2 (12/9/12 at Was.)

Yardage:

11 2 times (last: 12/9/12 at Was.)

Long Gain:

11 2 times (last: 12/9/12 at Was.)

Touchdowns:

None

100-yard Rushing Games: 1 (123 yards, 12/23/12 vs. NYG)

REGULAR SEASON

Year	Team	GP	GS	RUSHING					RECEIVING				
				No.	Yards	Avg.	LG	TD	No.	Yards	Avg.	LG	TD
2012	Baltimore	4	0	39	202	5.2	43	0	1	8	8.0	8	0
Totals		4	0	39	202	5.2	43	0	1	8	8.0	8	0

88

DENNIS PITTA

TIGHT END | 6-4 | 245

COLLEGE: BYU

EXP. (NFL/RAVENS): 3/3

HS: MOORPARK (CA)

GP/GS (PLAYOFFS): 43/7 (6/3)

BORN: 6/29/85, FRESNO, CA

2012 POSTSEASON HIGHLIGHTS: Recorded playoff career highs in receptions (14 - second on team), receiving yards (163) and TDs (3 - second on team), helping the Ravens average 410.3yards per game during the playoffs

- Pulled in 4 receptions for 26 yards and 1 TD, part of a 367-yard output from the Ravens' offense, in the 34-31 victory in **Super Bowl XLVII vs. SF (2/3/13)**
- Started and tied for the team lead (Anquan Boldin) with 5 receptions for 55 yards and a TD in the 28-13 victory in the **AFC Championship at NE (1/20/13)**
- Netted 3 receptions for 55 yards as part of a postseason franchise-record 479 yards in the 38-35 double-overtime win in the **Divisional game at Den. (1/12/13)**
- Started and pulled in 2 receptions for 27 yards, including a 20-yard TD, in the 24-9 victory in the **Wild Card game vs. Ind. (1/6/13)**

2012 SEASON HIGHLIGHTS: Saw action in all 16 games (5 starts) and tied for second on the team (RB Ray Rice) with a career-high 61 receptions for 669 yards (11.0 avg.) and a career-high 7 TDs (second on team), which tied a franchise record for TD receptions by a TE...Was part of the Ravens 5,640 total yards, second-most in franchise history (5,723 in 1996)

- Started and established career highs in receiving yards (125), long reception (61) and TDs (2), in **game 14 vs. Den. (12/16)**...Pitta's 61-yard TD reception marked the Ravens' longest play from scrimmage this season, while his 7 scores on the year tie Todd Heap for the most receiving TDs by a Ravens' TE in a season
- Netted 6 receptions for 42 yards and 1 TD in the 16-13 overtime victory in **game 11 at SD (11/25)**
- Led the team in receptions (5) and receiving yards (67, tied with Torrey Smith) in **game 9 vs. Oak. (11/11)**...Also pulled in a TD catch, tying his single-season high of 3 from 2011
- Started and led the team with a career-high 8 receptions for 65 yards in **game 2 at Phi. (9/16)**

CAREER HIGHLIGHTS:

- His 7 TDs in 2012 tied Todd Heap for most by a Ravens' TE in a single season
- Posted a career-high 2 TD receptions, including a career-long 61-yarder, vs. Den. (12/16/12)
- Gained a career-high 125 yards (on 7 receptions) vs. Den. (12/16/12)
- Pulled in a career-high 8 receptions at Phi. (9/16/12)
- Caught his first-career TD vs. SF (11/24/11)
- Started his first-career game at Ten. (9/18/11)
- Pulled in his first-career reception at Cin. (9/19/10)

2012

GAME-BY-GAME OFFENSE

RAVENS Date/Opp.	RECEIVING					RUSHING				
	No.	Yds.	Avg.	LG	TD	No.	Yds.	Avg.	LG	TD
9/10 vs. Cin.	5	73	14.6	25	1	0	0	0.0	0	0
9/16 @ Phi.	8	65	8.1	16	0	0	0	0.0	0	0
9/23 vs. NE	5	50	10.0	20t	1	0	0	0.0	0	0
9/27 vs. Cle.	0	0	0.0	0	0	0	0	0.0	0	0
10/7 @ KC	3	22	7.3	11	0	0	0	0.0	0	0
10/14 vs. Dal.	4	33	8.3	9	0	0	0	0.0	0	0
10/21 @ Hou.	5	33	6.6	9	0	0	0	0.0	0	0
11/4 @ Cle.	2	33	16.5	27	0	0	0	0.0	0	0
11/11 vs. Oak.	5	67	13.4	26	1	0	0	0.0	0	0
11/18 @ Pit.	1	5	5.0	5	0	0	0	0.0	0	0
11/25 @ SD	6	42	7.0	16	1	0	0	0.0	0	0
12/2 vs. Pit.	1	19	19.0	19	0	0	0	0.0	0	0
12/9 @ Was.	5	46	9.2	14t	1	0	0	0.0	0	0
12/16 vs. Den.	7	125	17.9	61t	2	0	0	0.0	0	0
12/23 vs. NYG	4	56	14.0	36	0	0	0	0.0	0	0
12/30 @ Cin.	0	0	0.0	0	0	0	0	0.0	0	0
Totals	61	669	11.0	61t	7	0	0	0.0	0	0
Playoffs										
1/6/13 vs. Ind.	2	27	13.5	20t	1	0	0	0.0	0	0
1/12/13 @ Den.	3	55	18.3	24	0	0	0	0.0	0	0
1/20/13 @ NE	5	55	11.0	22	1	0	0	0.0	0	0
2/3/13 @ SF	4	26	6.5	9	1	0	0	0.0	0	0
Totals	14	163	11.6	24	3	0	0	0.0	0	0

RAVENS 88 DENNIS PITTA

REGULAR SEASON

Year	Team	GP	GS	RECEIVING					RUSHING				
				No.	Yards	Avg.	LG	TD	No.	Yards	Avg.	LG	TD
2010	Baltimore	11	0	1	1	1.0	1	0	0	0	0.0	0	0
2011	Baltimore	16	2	40	405	10.1	39	3	0	0	0.0	0	0
2012	Baltimore	16	5	61	669	11.0	61t	7	0	0	0.0	0	0
Totals		43	7	102	1,075	10.5	61t	10	0	0	0.0	0	0

SPECIAL TEAMS TACKLES (2): 2010 (1); 2011 (1)

CAREER SINGLE-GAME HIGHS (REGULAR SEASON)

Receptions: 8 (9/16/12 at Phi.)
Yardage: 125 (12/16/12 vs. Den.)
Long gain: 61 (12/16/12 vs. Den.)
Touchdowns: 2 (12/16/12 vs. Den.)

100-yard Receiving Games: 1 (125 yards, 12/16/12 vs. Den.)

POSTSEASON

Year	Team	GP	GS	RECEIVING					RUSHING				
				No.	Yards	Avg.	LG	TD	No.	Yards	Avg.	LG	TD
2010	Baltimore	0	0	0	0	0.0	0	0	0	0	0.0	0	0
2011	Baltimore	2	1	7	70	10.0	16	1	0	0	0.0	0	0
2012	Baltimore	4	2	14	163	11.6	24	3	0	0	0.0	0	0
Totals		6	3	21	233	11.1	24	4	0	0	0.0	0	0

31

BERNARD POLLARD

SAFETY | 6-1 | 225

COLLEGE: PURDUE

HS: SOUTH SIDE (FT. WAYNE, IN)

BORN: 12/23/84, FORT WAYNE, IN

EXP. (NFL/RAVENS): 7/2

GP/GS (PLAYOFFS): 105/85 (7/6)

2012 POSTSEASON HIGHLIGHTS: Totaled 17 tackles, 4 PD and 1 FF for a defense that forced 10 turnovers in four playoff games

- Netted 2 solo tackles for a defense that held the 49ers to 22% on third down (2-of-9) in the 34-31 victory in **Super Bowl XLVII vs. SF (2/3/13)**
- Produced 9 tackles, 1 PD and a FF on a bone-jarring hit on Patriots RB Stevan Ridley (recovered by the Ravens, leading to a TD 4 plays later) for a defense that forced 3 turnovers and held the Patriots scoreless in the second half in the 28-13 victory in the **AFC Championship at NE (1/20/13)**
- Started and had 2 tackles and a PD for a defense that forced 3 turnovers and allowed just 3.0 yards per rushing attempt in the 38-35 double-overtime win in the **Divisional game at Den. (1/12/13)**
- Started and recorded 4 solo tackles and tied for the team lead with 2 PD for a defense that kept the Colts out of the end zone in the 24-9 victory in the **Wild Card game vs. Ind. (1/6/13)**

2012 SEASON HIGHLIGHTS: Named to *USA Today's* All-Joe Team (players who are critical to their team, but don't receive Pro Bowl nods) after leading the team with 98 tackles (71 solo), 2 sacks, 1 INT and 6 PD, despite missing the final three games of the season (chest)

- Led the team with 8 tackles (7 solo) for a defense that held the Chargers to 20% on third down (3-of-15) in the 16-13 overtime victory in **game 11 at SD (11/25)**
- Tied for the team lead (Dannell Ellerbe) with 11 tackles (9 solo) and produced a sack (-7 yards) in the 55-20 victory in **game 9 vs. Oak. (11/11)**
- Played in his 100th-career game and recorded 7 tackles in the 25-15 victory in **game 8 at Cle. (11/4)**
- Finished second on the team with a season-high 13 tackles (8 solo) in the 31-29 victory in **game 6 vs. Dal. (10/14)**
- Recorded 4 solo tackles, 1 sack and 1 INT (before leaving the game in the second quarter with a chest injury) for a defense that forced 4 turnovers in **game 2 at Phi. (9/16)**

CAREER HIGHLIGHTS:

- Led the Texans with a career-high 112 tackles in 2010...Also posted 2.5 sacks, 5 PD and 4 FFs
- Recorded a career-high 13 PD for the Ravens in 2011
- Netted a career-high 15 tackles vs. Dal. (9/26/10) while with the Texans

CAREER HONORS:

- Named to *USA Today's* All-Joe Team (players who are critical to their team, but don't receive Pro Bowl nods) in 2012
- Special Teams Player of the Week (Week 17, 2006)

2012

GAME-BY-GAME DEFENSE

RAVENS

Date/Opp.	TT	Solo	Asst.	Sacks	INT	PD	FF	FR
9/10 vs. Cin.	6	4	2	0-0	0-0	2	0	0
9/16 @ Phi.	4	4	0	1-7	1-0	1	0	0
9/23 vs. NE	6	5	1	0-0	0-0	1	0	0
9/27 vs. Cle.	4	3	1	0-0	0-0	0	0	0
10/7 @ KC	10	9	1	0-0	0-0	0	0	0
10/14 vs. Dal.	13	8	5	0-0	0-0	0	0	0
10/21 @ Hou.	8	7	1	0-0	0-0	0	0	0
11/4 @ Cle.	7	1	6	0-0	0-0	0	0	0
11/11 vs. Oak.	11	9	2	1-7	0-0	0	0	0
11/18 @ Pit.	5	3	2	0-0	0-0	1	0	0
11/25 @ SD	8	7	1	0-0	0-0	0	0	0
12/2 vs. Pit.	8	8	0	0-0	0-0	1	0	0
12/9 @ Was.	8	3	5	0-0	0-0	0	0	0
12/16 vs. Den.								
12/23 vs. NYG								
12/30 @ Cin.								
Totals	98	71	27	2-14	1-0	6	0	0
Playoffs								
1/6/13 vs. Ind.	4	4	0	0-0	0-0	2	0	0
1/12/13 @ Den.	2	1	1	0-0	0-0	1	0	0
1/20/13 @ NE	9	4	5	0-0	0-0	1	1	0
2/3/13 @ SF	2	2	0	0-0	0-0	0	0	0
Totals	17	11	6	0-0	0-0	4	1	0

31 BERNARD POLLARD

REGULAR SEASON

Year	Team	GP	GS	TACKLES			SACKS		INTERCEPTIONS					FUMBLES		
				TT	Solo	Asst.	No.	Yards	No.	Yards	LG	TD	PD	FF	FR	Yards
2006	Kansas City	16	0	0	0	0	0.0	0.0	0	0	0	0	2	0	0	0
2007	Kansas City	16	15	91	78	13	1.0	5.0	2	23	21	0	7	1	0	0
2008	Kansas City	16	16	98	84	14	0.0	0.0	1	0	0	0	4	2	3	0
2009	Houston	13	13	102	83	19	1.5	9.5	4	121	70t	1	7	0	3	0
2010	Houston	15	15	*112	82	30	2.5	14.0	0	0	0	0	5	4	0	0
2011	Baltimore	16	13	75	55	20	2.0	14.0	1	0	0	0	13	3	1	0
2012	Baltimore	13	13	*98	*71	27	2.0	14.0	1	0	0	0	6	0	0	0
Totals		105	85	576	453	123	9.0	56.5	9	144	70t	1	44	10	7	0

*LED TEAM

SPECIAL TEAMS TACKLES (16): 2006 (15); 2007 (1)

CAREER SINGLE-GAME HIGHS (REGULAR SEASON)

Total Tackles:

15 (9/26/10 vs. Dal.)

Sacks:

1.5 (12/13/10 vs. Bal.)

Forced Fumbles:

2 (10/24/11 at Jax.)

Passes Defensed:

3 2 times (last: 12/11/11 vs. Ind.)

Solo Tackles:

11 (12/20/09 at STL)

INTs:

2 (11/8/09 at Ind.)

Fumble Recoveries:

2 (9/14/08 vs. Oak.)

Additional Statistics: Blocked a FGA (at Was. 9/19/10)

POSTSEASON

Year	Team	GP	GS	TACKLES			SACKS		INTERCEPTIONS					FUMBLES		
				TT	Solo	Asst.	No.	Yards	No.	Yards	LG	TD	PD	FF	FR	Yards
2006	Kansas City	1	0	0	0	0	0.0	0.0	0	0	0	0	0	0	0	0
2011	Baltimore	2	2	17	10	7	0.0	0.0	0	0	0	0	1	0	0	0
2012	Baltimore	4	4	17	11	6	0.0	0.0	0	0	0	0	4	1	0	0
Totals		7	6	34	21	13	0.0	0.0	0	0	0	0	5	1	0	0

34

BOBBY RAINEY

RUNNING BACK | 5-8 | 212

COLLEGE: WESTERN KENTUCKY

HS: GRIFFIN (GA)

BORN: 10/16/87, GRIFFIN, GA

EXP. (NFL/RAVENS): ROOKIE

GP/GS (PLAYOFFS): 0/0

2012 SEASON HIGHLIGHTS:

- Placed on Injured Reserve (knee) on 11/13
- Was a game-day inactive in **games 7-9**
- Signed to the Ravens' active roster from their practice squad on 10/16/12...Originally signed with the Ravens as a rookie free agent on 5/10/12

COLLEGE HIGHLIGHTS:

- Ranked second in the nation averaging 141.3 rushing yards per game (1,695 yards) during his senior season
- Appeared in 44 games for the Hilltoppers, recording 4,542 rushing yards on 895 carries (4.6 avg.) and 35 TDs
- Boasted 63 KORs for 1,631 yards
- Finished his career ranked 11th in NCAA history with 6,906 all-purpose yards
- Owens a school-record 22-career 100-yard rushing games
- Led the nation in rushing attempts his junior (340 attempts) and senior (369 attempts) seasons

2012

GAME-BY-GAME OFFENSE

RAVENS Date/Opp.	RUSHING				RECEIVING			
	No.	Yds.	Avg.	LG TD	No.	Yds.	Avg.	LG TD
9/10 vs. Cin.	ON PRACTICE SQUAD							
9/16 @ Phi.	ON PRACTICE SQUAD							
9/23 vs. NE	ON PRACTICE SQUAD							
9/27 vs. Cle.	ON PRACTICE SQUAD							
10/7 @ KC	ON PRACTICE SQUAD							
10/14 vs. Dal.	ON PRACTICE SQUAD							
10/21 @ Hou.	INACTIVE							
11/4 @ Cle.	INACTIVE							
11/11 vs. Oak.	INACTIVE							
11/18 @ Pit.	INJURED RESERVE - KNEE							
11/25 @ SD	INJURED RESERVE - KNEE							
12/2 vs. Pit.	INJURED RESERVE - KNEE							
12/9 @ Was.	INJURED RESERVE - KNEE							
12/16 vs. Den.	INJURED RESERVE - KNEE							
12/23 vs. NYG	INJURED RESERVE - KNEE							
12/30 @ Cin.	INJURED RESERVE - KNEE							
Totals	0	0	0.0	0 0	0	0	0.0	0 0
Playoffs								
1/6/13 vs. Ind.	INJURED RESERVE - KNEE							
1/12/13 @ Den.	INJURED RESERVE - KNEE							
1/20/13 @ NE	INJURED RESERVE - KNEE							
2/3/13 @ SF	INJURED RESERVE - KNEE							
Totals	0	0	0.0	0 0	0	0	0.0	0 0

CAREER HONORS:

- Two-time Sun Belt Conference Player of the Year (2010 and 2011)
- Honorable Mention All American, *Sports Illustrated* (2010)

REGULAR SEASON

Year	Team	GP	GS	RUSHING					RECEIVING					
				No.	Yards	Avg.	LG	TD	No.	Yards	Avg.	LG	TD	
2012	Baltimore	0	0	0	0	0.0	0	0	0	0	0	0.0	0	0
Totals		0	0	0	0	0.0	0	0	0	0	0	0.0	0	0

CAREER SINGLE-GAME HIGHS (REGULAR SEASON)

RUSHING	RECEIVING
Carries:	Receptions:
None	None
Yardage:	Yardage:
None	None
Long Gain:	Long Gain:
None	None
Touchdowns:	Touchdowns:
None	None

REGULAR SEASON

Year	Team	GP	GS	RUSHING					RECEIVING				
				No.	Yards	Avg.	LG	TD	No.	Yards	Avg.	LG	TD
2012	Baltimore	--	--	INJURED RESERVE - KNEE					--	--	--	--	--
Totals		0	0	0	0	0.0	0	0	0	0	0.0	0	0

16

DAVID REED

WIDE RECEIVER/RETURN SPECIALIST | 6-0 | 190

COLLEGE: UTAH

HS: NEW LONDON (CT)

BORN: 3/22/87, DUBUQUE, IA

EXP. (NFL/RAVENS): 3/3 GP/GS (PLAYOFFS): 29/0 (3/0)

2012 POSTSEASON HIGHLIGHTS: Saw action in three games, recording a solo special teams tackle

- Played on special teams in the 34-31 victory in **Super Bowl XLVII vs. SF (2/3/13)**
- Recorded a solo special teams tackle in the 28-13 victory in the **AFC Championship at NE (1/20/13)**
- Was a game-day inactive the 38-35 double-overtime win in the **Divisional game at Den. (1/12/13)**
- Played on special teams in the 24-9 victory in the **Wild Card game vs. Ind. (1/6/13)**

2012 SEASON HIGHLIGHTS: Saw action in five games (missed the first 11 games of the season while on the PUP list with a knee injury) and posted a career-high 5 receptions for 66 yards and netted 4 special teams tackles

- Pulled in a career-high 3 receptions for 44 yards, helping the Ravens out-gain the Bengals 352 to 189, including 206 yards and 2 TDs rushing, in **game 16 at Cin. (12/30)**
- Pulled in his first-career reception, finishing the game with 2 catches for 22 yards, in **game 14 vs. Den. (12/16)**
- Activated off of the PUP list (knee) on 11/26
- Was placed on the Physically Unable to Perform list (knee) on 8/27 and missed the first 11 weeks of the season

CAREER HIGHLIGHTS:

- Pulled in his first-career reception vs. Den. (12/16/12)
- Led the NFL by averaging 29.3 yards per KOR (21 for 616) as a rookie in 2010
- Recorded a then-franchise-record 103-yard KOR for a TD to open the second half in the 34-28 overtime victory at Hou. (12/13/10)

CAREER HONORS:

- AFC Special Teams Player of the Week (Week 14, 2010)

2012

GAME-BY-GAME OFFENSE

RAVENS

Date/Opp.	RECEIVING				RUSHING					
	No.	Yds.	Avg.	LG	TD	No.	Yds.	Avg.	LG	TD
9/10 vs. Cin.	PUP LIST - KNEE									
9/16 @ Phi.	PUP LIST - KNEE									
9/23 vs. NE	PUP LIST - KNEE									
9/27 vs. Cle.	PUP LIST - KNEE									
10/7 @ KC	PUP LIST - KNEE									
10/14 vs. Dal.	PUP LIST - KNEE									
10/21 @ Hou.	PUP LIST - KNEE									
11/4 @ Cle.	PUP LIST - KNEE									
11/11 vs. Oak.	PUP LIST - KNEE									
11/18 @ Pit.	PUP LIST - KNEE									
11/25 @ SD	PUP LIST - KNEE									
12/2 vs. Pit.	0	0	0.0	0	0	0	0.0	0	0	0
12/9 @ Was.	0	0	0.0	0	0	0	0.0	0	0	0
12/16 vs. Den.	2	22	11.0	12	0	0	0.0	0	0	0
12/23 vs. NYG	0	0	0.0	0	0	0	0.0	0	0	0
12/30 @ Cin.	3	44	14.7	23	0	0	0.0	0	0	0
Totals	5	66	13.2	23	0	0	0.0	0	0	0
Playoffs										
1/6/13 vs. Ind.	0	0	0.0	0	0	0	0.0	0	0	0
1/12/13 @ Den.	INACTIVE				--	--	--	--	--	--
1/20/13 @ NE	0	0	0.0	0	0	0	0.0	0	0	0
2/3/13 @ SF	0	0	0.0	0	0	0	0.0	0	0	0
Totals	0	0	0.0	0	0	0	0.0	0	0	0

2012

GAME-BY-GAME SPECIAL TEAMS TACKLES

RAVENS

Date/Opp.	TT	Solo	Asst.	FF	FR	BK
9/16 @ Phi.	PUP LIST - KNEE					
9/23 vs. NE	PUP LIST - KNEE					
9/27 vs. Cle.	PUP LIST - KNEE					
10/7 @ KC	PUP LIST - KNEE					
10/14 vs. Dal.	PUP LIST - KNEE					
10/21 @ Hou.	PUP LIST - KNEE					
11/4 @ Cle.	PUP LIST - KNEE					
11/11 vs. Oak.	PUP LIST - KNEE					
11/18 @ Pit.	PUP LIST - KNEE					
11/25 @ SD	PUP LIST - KNEE					
12/2 vs. Pit.	2	2	0	0	0	0
12/9 @ Was.	1	0	1	0	0	0
12/16 vs. Den.	0	0	0	0	0	0
12/23 vs. NYG	0	0	0	0	0	0
12/30 @ Cin.	1	1	0	0	0	0
Totals	4	3	1	0	0	0
Playoffs						
1/6/13 vs. Ind.	0	0	0	0	0	0
1/12/13 @ Den.	INACTIVE					
1/20/13 @ NE	1	1	0	0	0	0
2/3/13 @ SF	0	0	0	0	0	0
Totals	1	1	0	0	0	0

16 DAVID REED

REGULAR SEASON

Year	Team	GP	GS	RECEIVING					RUSHING				
				No.	Yards	Avg.	LG	TD	No.	Yards	Avg.	LG	TD
2010	Baltimore	13	0	0	0	0.0	0	0	1	15	15.0	15	0
2011	Baltimore	11	0	0	0	0.0	0	0	1	16	16.0	16	0
2012	Baltimore	5	0	5	66	13.2	23	0	0	0	0.0	0	0
Totals		29	0	5	66	13.2	23	0	2	31	15.5	16	0

SPECIAL TEAMS TACKLES (19): 2010 (11); 2011 (4); 2012 (4)

CAREER SINGLE-GAME HIGHS (REGULAR SEASON)

RECEIVING	RUSHING
Receptions:	Carries:
3 (12/30/12 at Cin.)	1 2 times (last: 11/13/11 at Sea.)
Yardage:	Yardage:
44 (12/30/12 at Cin.)	16 (11/13/11 at Sea.)
Long Gain:	Long Gain:
23 (12/30/12 at Cin.)	16 (11/13/11 at Sea.)
Touchdowns:	Touchdowns:
None	None

Year	Team	GP	GS	KICKOFF RETURNS					PUNT RETURNS					
				No.	Yards	Avg.	LG	TD	No.	FC	Yards	Avg.	LG	TD
2010	Baltimore	13	0	*21	*616	**29.3	103t	1	0	0	0	0.0	0	0
2011	Baltimore	11	0	*18	*534	*29.7	77	0	0	0	0	0.0	0	0
2012	Baltimore	5	0	0	0	0.0	0	0	0	0	0	0.0	0	0
Totals		29	0	39	1,150	29.5	103t	1	0	0	0	0.0	0	0

*LED TEAM
**LED NFL

POSTSEASON

Year	Team	GP	GS	KICKOFF RETURNS					PUNT RETURNS					
				No.	Yards	Avg.	LG	TD	No.	FC	Yards	Avg.	LG	TD
2010	Baltimore	0	0	0	0	0.0	0	0	0	0	0	0.0	0	0
2011	Baltimore	0	0	INJURED RESERVE - KNEE					--	--	--	--	--	--
2012	Baltimore	3	0	0	0	0.0	0	0	0	0	0	0.0	0	0
Totals		3	0	0	0	0.0	0	0	0	0	0	0.0	0	0

20

ED REED

SAFETY | 5-11 | 205

COLLEGE: MIAMI

EXP. (NFL/RAVENS): 11/11

HS: DESTREHAN (ST. ROSE, LA)

GP/GS (PLAYOFFS): 160/159 (15/15)

BORN: 9/11/78, ST. ROSE, LA

2012 POSTSEASON HIGHLIGHTS: Recorded 15 tackles (14 solo), 3 PD and 1 INT for a defense that forced 10 turnovers in four playoff games... Made the 9th INT of his postseason career, tying the NFL playoff record shared by Charlie Waters, Bill Simpson and Ronnie Lott

- Posted 5 solo tackles, 1 PD and 1 INT (returned for 6 yards) for a defense that held the 49ers to 22% on third down (2-of-9) in the 34-31 victory in **Super Bowl XLVII vs. SF (2/3/13)**
- Posted 2 solo tackles for a defense that forced 3 turnovers and held the Patriots scoreless in the second half in the 28-13 victory in the **AFC Championship at NE (1/20/13)**
- Netted 3 tackles and a PD for a defense that forced 3 turnovers and allowed just 3.0 yards per rushing attempt in the 38-35 double-overtime win in the **Divisional game at Den. (1/12/13)**
- Started and recorded 5 solo tackles and tied for the team lead with 2 PD for a defense that kept the Colts out of the end zone in the 24-9 victory in the **Wild Card game vs. Ind. (1/6/13)**

2012 SEASON HIGHLIGHTS: Was one of two players on defense (CB Cary Williams) to start all 16 games, producing 58 tackles (49 solo)...Tied (Williams) for the team lead with 4 INTs, recorded 3 FRs and finished second on the team with 15 PD...Reed also set the all-time NFL record for career INT return yards (1,541)

- Posted a solo tackle and recorded 2 take-aways, pulling in his 61st-career INT (returned for 34 yards) and a FR, in **game 12 vs. Pit. (12/2)**
- Netted 5 tackles, a team-high 3 PD and 1 INT (his 60th-career pick) in the 25-15 victory in **game 8 at Cle. (11/4)**
- Established an NFL record with 1,497 INT return yards after picking off Andy Dalton and racing 34 yards for a TD in the 44-13 victory in **game 1 vs. Cin. (9/10)**...Also posted 2 solo tackles and 2 PD against the Bengals

CAREER HIGHLIGHTS:

- Made the 9th INT of his postseason career, tying the NFL playoff record shared by Charlie Waters, Bill Simpson and Ronnie Lott
- Ravens franchise leader with 61 career INTs – the most in the NFL since he entered the league in 2002...His 1,541 INT return yards are also tops during that span
- Reed's 1,541 INT return yards are the most in NFL history (Rod Woodson is second with 1,483)
- Posted an NFL-record 107-yard return TD (vs. Phi. 11/23/08), breaking the previous long of 106 (set vs. Cle. (11/7/04))
- Reed's career INT return yard average of 25.3 yards is tops in NFL history (Deion Sanders is second with 25.1) among players with at least 30 INTs
- Has scored 14 TDs in his career (including playoffs) and is the only player in NFL history to score return TDs off a punt return, blocked punt, INT and fumble recovery
- Recorded a career-high 92 tackles (77 solo), 1 sack, 7 INTs (one of which he returned for a TD) and a career-high 19 PD in 2003
- Has blocked 4 punts in his career, returning 3 for TDs (tied for an NFL record)

CAREER HONORS:

- Nine-time Pro Bowler (2003-04 and 2006-12)
- *Associated Press* NFL Defensive Player of the Year (2004)
- *The Sporting News* All-Decade Team (2000s)
- *USA Today* All-Decade Team (2000s)
- *Associated Press* first-team All-Pro (2004, 2006-08, 2010)
- *Associated Press* second-team All-Pro (2003, 2009 and 2011)
- *College & Pro Football Weekly* first-team All-Pro (2004)
- *Football Digest* Defensive Player of the Year (2004)
- *Football Digest* first-team All-Pro (2004)
- *Football Digest* second-team All-Pro (2003)
- *Sports Illustrated* All-Pro (2003-04)
- *Pro Football Weekly* All-AFC (2003-04)
- *Pro Football Weekly* All-Rookie team (2002)
- *The Sporting News* All-Pro (2003-04, 2006, 2007, 2008, 2010)
- NFL Defensive Player of the Month (Dec. 2008, Dec. 2010)
- AFC Defensive Player of the Month (Nov., 2004; Dec. 2010)
- AFC Defensive Player of the Week (Week 16, 2010; Week 14, 2008; Week 12, 2008; Week 9, 2004)
- AFC Special Teams Player of the Month (November, 2004)
- AFC Special Teams Player of the Week (Week 6, 2003)
- *Pro Football Weekly* Midseason All-Pro (2006, 2011)
- *Pro Football Weekly* Defensive MVP (2004)
- *Pro Football Weekly/Pro Football Writers Association* All-NFL (2004, 2006, 2008, 2010)
- *PFW/PFWA* All-AFC (2008)

RAVENS 20 ED REED

2012

GAME-BY-GAME DEFENSE

RAVENS

Date/Opp.	TT	Solo	Asst.	Sacks	INT	PD	FF	FR
9/10 vs. Cin.	2	2	0	0-0	1-34t	2	0	0
9/16 @ Phi.	5	5	0	0-0	1-9	1	0	0
9/23 vs. NE	9	7	2	0-0	0-0	1	0	0
9/27 vs. Cle.	2	1	1	0-0	0-0	3	0	0
10/7 @ KC	3	3	0	0-0	0-0	0	0	1
10/14 vs. Dal.	3	3	0	0-0	0-0	0	0	0
10/21 @ Hou.	6	5	1	0-0	0-0	0	0	0
11/4 @ Cle.	5	4	1	0-0	1-1	3	0	0
11/11 vs. Oak.	3	3	0	0-0	0-0	0	0	0
11/18 @ Pit.	2	2	0	0-0	0-0	0	0	1
11/25 @ SD	2	2	0	0-0	0-0	0	0	0
12/2 vs. Pit.	1	1	0	0-0	1-34	1	0	1
12/9 @ Was.	6	4	2	0-0	0-0	0	0	0
12/16 vs. Den.	6	5	1	0-0	0-0	1	0	0
12/23 vs. NYG	3	2	1	0-0	0-0	3	0	0
12/30 @ Cin.	0	0	0	0-0	0-0	0	0	0
Totals	58	49	9	0-0	4-78	15	0	3
Playoffs								
1/6/13 vs. Ind.	5	5	0	0-0	0-0	2	0	0
1/12/13 @ Den.	3	2	1	0-0	0-0	0	0	0
1/20/13 @ NE	2	2	0	0-0	0-0	0	0	0
2/3/13 @ SF	5	5	0	0-0	1-6	1	0	0
Totals	15	14	1	0-0	1-6	3	0	0

REGULAR SEASON

Year	Team	GP	GS	TACKLES			SACKS		INTERCEPTIONS					FUMBLES		
				TT	Solo	Asst.	No.	Yards	No.	Yards	LG	TD	PD	FF	FR	Yards
2002	Baltimore	16	16	86	69	17	1.0	3.0	5	167	59	0	13	1	0	0
2003	Baltimore	16	15	92	77	15	1.0	12.0	*7	132	54t	1	*19	1	0	0
2004	Baltimore	16	16	89	80	9	2.0	28.0	**9	**358	106t	1	*17	3	2	44
2005	Baltimore	10	10	40	36	4	0.0	0.0	1	23	23	0	12	0	0	0
2006	Baltimore	16	16	66	61	5	0.0	0.0	5	70	37	1	16	1	1	32
2007	Baltimore	16	16	45	36	9	0.0	0.0	*7	130	32	0	13	0	1	6
2008	Baltimore	16	16	40	32	8	1.0	9.0	*9	*264	^107t	2	15	1	2	27
2009	Baltimore	12	12	54	50	4	0.0	0.0	3	111	52t	1	6	3	1	13
2010	Baltimore	10	10	39	29	10	0.0	0.0	**8	**183	44	0	*16	1	0	0
2011	Baltimore	16	16	52	44	8	1.0	4.0	3	25	16	0	8	1	0	0
2012	Baltimore	16	16	58	49	9	0.0	0.0	*4	78	34t	1	15	0	*3	31
Totals		160	159	661	563	98	6.0	56.0	#61	^1,541	107t	7	150	12	10	153

^NFL RECORD

#FRANCHISE RECORD

**LED NFL

*LED TEAM

SPECIAL TEAMS TACKLES (8): 2002 (8)

CAREER SINGLE-GAME HIGHS (REGULAR SEASON)

Total Tackles: 14 (9/7/03 at Pit.) Sacks: 1 6 times (last: 10/2/11 vs. NYJ) Forced Fumbles: 1 12 times (last: 10/2/11 vs. NYJ) Passes Defensed: 5 (11/28/10 vs. TB)	Solo Tackles: 10 2 times (last: 11/16/03 at Mia.) INTs: 2 12 times (last: 9/11/11 vs. Pit.) Fumble Recoveries: 1 10 times (last: 12/2/12 vs. Pit.)
--	--

Additional Statistics: Returned 29 punts for 204 yards, including 1 return for a 63-yard TD (9/10/07 at Cin.)...Returned a fumble recovery (which he forced) 22 yards for a TD (10/10/04 at Was.)...Posted a safety on 10/1/06 vs. SD...Returned a fumble recovery (which he forced) 22 yards for a TD (12/7/08 vs. Was.)

Punt Blocks: Blocked 4 punts in his career, returning 3 for TDs (tied for NFL record): 9/30/02 vs. Den., first punt block in franchise history; 11/24/02 vs. Ten., returned 11 yards for a TD; 10/12/03 at Ari., returned 22 yards for a TD; 11/23/03 vs. Sea., returned 16 yards for a TD.

POSTSEASON

Year	Team	GP	GS	TACKLES			SACKS		INTERCEPTIONS					FUMBLES		
				TT	Solo	Asst.	No.	Yards	No.	Yards	LG	TD	PD	FF	FR	Yards
2003	Baltimore	1	1	3	3	0	0.0	0.0	1	23	23	0	2	0	0	0
2006	Baltimore	1	1	2	2	0	0.0	0.0	2	0	0	0	3	0	0	0
2008	Baltimore	3	3	7	6	1	0.0	0.0	2	76	64t	1	3	0	0	0
2009	Baltimore	2	2	6	3	3	0.0	0.0	2	63	38	0	3	0	0	0
2010	Baltimore	2	2	7	6	1	0.0	0.0	0	0	0	0	0	0	1	0
2011	Baltimore	2	2	10	9	1	0.0	0.0	1	0	0	0	6	0	0	0
2012	Baltimore	4	4	15	14	1	0.0	0.0	1	6	6	0	3	0	0	0
Totals		15	15	50	43	7	0.0	0.0	9	168	64t	1	20	0	1	0

RAVENS RANTS: ED REED

A DANGEROUS REED



Eight-time Pro Bowl **S Ed Reed** has tallied 61 INTs during his career – the most in Ravens history and the NFL since he entered the league in 2002. Among active players, Reed's career INTs also rank first, while his 1,541 return yards are an NFL record, which he set in the 2012 Week 1 win over Cincy.

NFL CAREER INTERCEPTION LEADERS (Active Players)

Rk.	Player (Team)	G	INT	Yards	Avg.	Lg	TD
1.	Ed Reed (Bal.)	160	61	1,541	25.3	107t	7
2.	Charles Woodson (GB)	206	55	896	16.3	62t	11
3.	Champ Bailey (Den.)	210	52	464	8.9	70t	4

Reed Quick Hits: Of his 61 career INTs...

- 38 have come in the second half (most in the NFL since '02) and 24 in the fourth quarter (most in the NFL since '02).
- When Reed records an INT, the Ravens own a 37-12 record. When he makes 2 INTs in a game, Baltimore is 12-0 (13-0 including playoffs).
- 25 have come on third down, the NFL's most among active players on that particular down.
- Reed's 9 career playoff INTs tie (Ronnie Lott, Bill Simpson and Charlie Waters) for the most in NFL postseason history.

NFL RECORD-HOLDER

In the 2012 Week 1 win vs. Cincinnati, **S Ed Reed** became the NFL's all-time leader in INT return yards, passing Hall of Famer Rod Woodson for the most ever. Reed returned the 58th pick of his career for 34 yards, upping his all-time total to 1,497 yards. Reed had 4 thefts in 2012, equaling 78 return yards, which increased his career total to 61 INTs for 1,541 return yards.

CAREER INTERCEPTION YARDS LEADERS (NFL History)

Rk.	Player	G	INT	Yards	Avg.	Lg	TD
1.	Ed Reed	160	61	1,541	25.3	107t	7
2.	Rod Woodson	238	71	1,483	20.9	98t	12
3.	Darren Sharper	205	63	1,412	22.4	99t	11
4.	Deion Sanders	188	53	1,331	25.1	93t	9
5.	Emlen Tunnell	167	79	1,282	16.2	55t	4

PREMIER PLAYMAKER

S Ed Reed's 61 career INTs rank first among active players since he entered the NFL in 2002. Additionally, his 1,541 return yards stand first in NFL history, while he also owns the best return average ever.

NFL INTERCEPTIONS (Since 2002)

Rk.	Name	INT	Yards
1.	Ed Reed	61	1,541
2.	Asante Samuel	50	727
3.	Charles Woodson	44	663

INT RETURN AVERAGE (NFL History/Min. 30 INT)

Rk.	Name	Avg.	INT	Yards
1.	Ed Reed	25.3	61	1,541
2.	Deion Sanders	25.1	53	1,331
3.	Glen Edwards	24.6	39	961

GOING THE DISTANCE

LONGEST INTERCEPTION RETURNS / NFL HISTORY

Rk.	Player	Yards	Date/Game
1.	Ed Reed	107t	11/23/08 vs. Phi.
2.	Ed Reed	106t	11/7/04 vs. Cle.
3.	Vencie Glenn	103t	11/29/87 vs. Den.
	Louis Oliver	103t	10/4/92 at Buf.

REED'S TDs

S Ed Reed has scored 14 TDs in his career (including playoffs). Amazingly, Reed is the only player in NFL history to score return TDs off a punt return, blocked punt, INT and fumble recovery.

ED REED'S CAREER TOUCHDOWNS

Date/Game	Result	Touchdown
09/10/12 vs. Cin.	W	34-yard INT return
10/11/09 vs. Cin.	L	52-yard INT return
1/4/09 at Mia. (WC)	W	64-yard INT return
12/7/08 vs. Was.	W	22-yard FR return
11/23/08 vs. Phi.	W	107-yard INT return*
9/21/08 vs. Cle.	W	32-yard INT return
9/10/07 at Cin.	L	63-yard punt return
11/5/06 vs. Cin.	W	25-yard INT return
11/7/04 vs. Cle.	W	106-yard INT return
10/10/04 at Was.	W	22-yard FR return
11/23/03 vs. Sea.	W	16-yard punt block return
10/12/03 at Ari.	W	22-yard punt block return
9/14/03 vs. Cle.	W	54-yard INT return
11/24/02 vs. Ten.	W	11-yard punt block return

* NFL Record *Italics indicates postseason*

SCORING THEFTS

S Ed Reed has posted 9 regular season defensive touchdowns during his career. Reed's 9 "D-TDs" are the most in Ravens franchise history, while his 7 INT-TDs also rank first.

REGULAR SEASON DEFENSIVE TOUCHDOWNS (Ravens Career Leaders)

Rk.	Player	INT	FRs	Total
1.	Ed Reed	7	2	9
2.	Chris McAlister	5	1	6
3.	Rod Woodson	5	0	5
	Adalius Thomas	2	3	5

DUAL-INT GAMES

S Ed Reed registered the 12th dual-INT game (13th including playoffs) of his career in 2011's Week 1 win vs. Pittsburgh. Reed owns the most such games among players who began their careers in the Super Bowl Era (since 1966).

MOST GAMES WITH 2+ INTERCEPTIONS (Players Who Began Career in Super Bowl Era)

Player	2+ INT Games
Ed Reed	12
Ronnie Lott	11
Lem Barney	9
Dave Brown	9
Everson Walls	9

ALL-TIME NFL INTs



Rk.	Player	Games	INT	Yards
1.	Paul Krause	226	81	1,185
2.	Emlen Tunnell	167	79	1,282
3.	Rod Woodson	238	71	1,483
4.	Night Train Lane	157	68	1,207
5.	Ken Riley	207	65	596
6.	Ronnie Lott	192	63	730
	Darren Sharper	205	63	1,412
8.	Dave Brown	216	62	698
	Dick LeBeau	185	62	762
10.	Ed Reed	160	61	1,541

76

JAH REID

TACKLE | 6-7 | 340

COLLEGE: CENTRAL FLORIDA

EXP. (NFL/RAVENS): 2/2

HS: HAINES CITY (FL)

GP/GS (PLAYOFFS): 26/8 (2/0)

BORN: 7/21/88, HAINES CITY, FL

2012 POSTSEASON HIGHLIGHTS: (GP/GS: 0/0)

- Was placed on Injured Reserve (toe) on 1/11/13
- Was a game-day inactive (toe) in the 24-9 victory in the **Wild Card game vs. Ind. (1/6/13)**

2012 SEASON HIGHLIGHTS: (GP/GS: 9/7) Saw action in nine games, including seven starts at LG and helped the Ravens score the most points (398) in franchise history and post the second-most total yards (5,640) in team history (5,723 in 1996), including a career-high 3,817 passing yards by QB Joe Flacco and 1,143 yards and 9 TDs rushing by RB Ray Rice

- Started at LG and helped the offense post a season-high 533 yards (224 rushing and 309 passing), the third-highest output in team history, in the 33-14 victory in **game 15 vs. NYG (12/23)**... Also helped two backs rush for 100 yards (Ray Rice - 107 and Bernard Pierce - 123) in the same game for the second time in team history (Le’Ron McClain - 139 and Willis McGahee - 108 on 12/20/08 at Dal.)
- Started at LG and helped the Ravens post 359 total yards, 4 TD drives (3 passing and 1 rushing) and a 50% third-down conversion rate (6-of-12) in **game 13 at Was. (12/9)**
- Started at LG and helped pave the way for 443 total yards by the Ravens, including 355 yards and 1 TD passing by QB Joe Flacco, in the 16-13 overtime victory in **game 11 at SD (11/25)**...The Ravens overcame a 13-3 deficit in the fourth quarter to tie the game with a FG as time expired...Ravens drove 69 yards in 12 plays on their second possession of overtime to kick a 38-yard game-winning FG with 1:07 left in the extra period
- Started his first-career game and helped protect QB Joe Flacco, allowing him to throw for 164 yards in the 13-10 victory in **game 10 at Pit. (11/18)**
- Saw extended action at LG and helped the Ravens post a franchise-record 55 points while racking up 419 total yards, including 341 passing, in the 55-20 victory in **game 9 vs. Oak. (11/11)**
- Saw his first action of the season, playing at RG while Marshal Yanda missed time with a knee injury, and saw action at TE in the Ravens’ “jumbo” set in the 25-15 victory in **game 8 at Cle. (11/4)**
- Was a game-day inactive (calf) in **games 1-7**

CAREER HIGHLIGHTS:

- Saw action in all 16 regular season games and two postseason contests as a rookie in 2011
- Helped pave the way for RB Ray Rice to score a franchise-record 15 total TDs (12 rushing and 3 receiving) and rush for a career-high 1,364 yards, part of 1,996 rushing yards by the Ravens in 2011...Rice led the league with 2,068 yards from scrimmage

27

RAY RICE

RUNNING BACK | 5-8 | 212

COLLEGE: RUTGERS

EXP. (NFL/RAVENS): 5/5

HS: NEW ROCHELLE (NY)

GP/GS (PLAYOFFS): 77/65 (12/10)

BORN: 1/22/87, NEW ROCHELLE, NY

2012 POSTSEASON HIGHLIGHTS: Posted 394 yards from scrimmage (306 rushing and 88 receiving) and 2 rushing TDs, helping the Ravens average 410.3 yards per game during the playoffs

- Led the team with 20 carries for 59 yards and finished tied for second on the team with 4 receptions for 19 yards, part of a 367-yard output from the Ravens' offense, in the 34-31 victory in **Super Bowl XLVII vs. SF (2/3/13)**
- Carried the ball 19 times for 48 yards, also 1 TD (his 6th-career playoff TD, the most in team history) and netting 3 receptions for 22 yards in the 28-13 victory in the **AFC Championship at NE (1/20/13)**
- Led the team with 30 carries for 131 yards (4.1 avg.) and 1 TD, in the 38-35 double-overtime win in the **Divisional game at Den. (1/12/13)**
- Produced 109 total yards, leading the team with 15 rushing attempts for 68 yards (4.5 avg.) and adding a reception for a postseason career-long 47 yards in the 24-9 victory in the **Wild Card game vs. Ind. (1/6/13)**

2012 SEASON HIGHLIGHTS: Named to his second-consecutive Pro Bowl (third overall) after leading the Ravens with 257 rushing attempts for 1,143 yards (his franchise-record fourth-consecutive 1,000-yard rushing season) and team-leading 9 TDs...Also finished tied for second on the team (TE Dennis Pitta) with 61 receptions for 478 yards and 1 TD...Concluded the season starting his 41st-consecutive game, tops among active NFL RBs

- Earned AFC Offensive Player of the Week honors after totaling 158 yards (107 rushing and 51 receiving) as one of two Ravens backs (Bernard Pierce - 123) to rush for 100 yards in the same game for the second time in team history (Le'Ron McClain - 139 and Willis McGahee - 108 on 12/20/08 at Dal.) in the 33-14 victory in **game 15 vs. NYG (12/23)**...Also finished second on the team with 6 receptions for 51 yards and a TD against the Giants...Rice's 107-yard rushing output is his 17th-career 100-yard rushing performance
- Surpassed the 1,000-yard rushing mark for the fourth-consecutive year, becoming the first player in franchise history to accomplish that feat, in **game 14 vs. Den. (12/16)**
- Earned AFC Offensive Player of the Week honors after producing 164 total yards (97 rushing and 67 receiving), including a 29-yard catch and run to convert a fourth-and-29 which led to a game-tying FG six plays later, in the 16-13 overtime victory in **game 11 at SD (11/25)**
- Surpassed the 5,000-yard rushing barrier while carrying the ball 13 times for 35 yards and 1 TD in the 55-20 victory in **game 9 vs. Oak. (11/11)**...Also pulled in 4 receptions for 33 yards against the Raiders
- Carried the ball 25 times for 98 yards and 1 TD (his 30th-career rushing TD) in the 25-15 victory in **game 8 at Cle. (11/4)**
- Produced his 15th-career 100-yard rushing game (17 att. for 102 yards) and pulled in 1 reception for 16 yards in the victory over the Chiefs in **game 5 at KC (10/7)**

CAREER HIGHLIGHTS:

- Is the first player in Ravens' franchise history to rush for 1,000 yards in four-consecutive seasons (2009-12)
- Was one of three players with 1,000 rushing yards and 400 receiving yards in 2012
- Ranks second in Ravens franchise history with 5,517 rushing yards (Jamal Lewis - 7,801) and is second in rushing TDs (33)
- With his 1,364 rushing yards and 704 receiving yards in 2011, Rice joined Pro Football Hall of Famer Marshall Faulk (four times) as the only players in league history to register at least 1,200 rushing yards and 700 receiving yards in multiple seasons (Rice finished the 2009 season with 1,339 rushing yards and 702 receiving yards)
- Led the NFL in yards from scrimmage with 2,068 (1,364 rushing and 704 receiving) in 2011...Rice was the only player to produce 2,000 yards from scrimmage in 2011...His 2,068 yards from scrimmage are second all time in Ravens history (Jamal Lewis, 2,271 in 2003)
- Produced a franchise-record 15 touchdowns (12 rushing and 3 receiving) in 2011
- Rushed for a career-high 204 yards (fourth most in Ravens history) vs. Cle. (12/4/11)
- Was one of two NFL players in 2009 (Tennessee's Chris Johnson) to tally 2,000 yards from scrimmage (2,041), ranking second in the NFL with an average of 127.6 net yards per game
- Led the team with 78 receptions (for 702 yards and a TD) and also led all NFL RBs in receptions and receiving yards in 2009, setting the Ravens' RB single-season records in those categories
- Rice's 204 yards from scrimmage in the first half vs. Detroit in Week 14 of 2009 rank as the fourth most in an opening half in the NFL since 1991...Rice's 12.8 yards per carry against Detroit rank as the highest mark in team history (min. 10 attempts)
- Produced a career-high 233 yards from scrimmage, rushing a career-high 31 times for 153 yards and pulled in a team-high 5 receptions for 80 yards and a TD vs. NO (12/19/10)
- Ran for a Ravens' postseason-franchise-record 159 yards and postseason-franchise-record-tying 2 TDs on 22 carries (7.2 avg.), including a career-long and franchise-postseason-record 83-yard TD rush (second longest in NFL postseason history), in the 33-14 victory in the Wild Card Game at NE (1/10/10)
- Became the second non-QB (WR Mark Clayton) in Ravens history to throw a TD pass, with his 1-yard toss to TE Ed Dickson at Sea. (11/13/11)

CAREER HONORS:

- Three-time Pro Bowler (2009 and 2011-12)
- *Associated Press* Second-team All-Pro (2009 and 2011)
- AFC Offensive Player of the Week (Week 15, 2010, Week 17, 2011, Week 13, 2011, Weeks 12 & 16, 2012)
- FedEx Ground Player of the Week (Week 14, 2009, Week 15, 2010, Week 17 & Week 13, 2011)
- GMC "Never Say Never Moment" (Week 8, 2011 and Week 12, 2012)

27 RAY RICE

2012

GAME-BY-GAME OFFENSE

RAVENS Date/Opp.	RUSHING					RECEIVING				
	No.	Yds.	Avg.	LG	TD	No.	Yds.	Avg.	LG	TD
9/10 vs. Cin.	10	68	6.8	16	2	3	25	8.3	18	0
9/16 @ Phi.	16	99	6.2	43	0	6	53	8.8	37	0
9/23 vs. NE	20	101	5.1	15	1	5	49	9.8	27	0
9/27 vs. Cle.	18	49	2.7	10	0	8	47	5.9	11	0
10/7 @ KC	17	102	6.0	37	0	1	16	16.0	16	0
10/14 vs. Dal.	16	63	3.9	12	2	1	43	43.0	43	0
10/21 @ Hou.	9	42	4.7	17	0	5	12	2.4	7	0
11/4 @ Cle.	25	98	3.9	11	1	2	6	3.0	4	0
11/11 vs. Oak.	13	35	2.7	7t	1	4	33	8.3	17	0
11/18 @ Pit.	20	40	2.0	8	0	5	53	10.6	31	0
11/25 @ SD	22	97	4.4	16	0	8	67	8.4	29	0
12/2 vs. Pit.	12	78	6.5	34t	1	1	5	5.0	5	0
12/9 @ Was.	20	121	6.1	46	1	3	15	5.0	9	0
12/16 vs. Den.	12	38	3.2	11	0	3	3	1.0	5	0
12/23 vs. NYG	24	107	4.5	19	0	6	51	8.5	27t	1
12/30 @ Cin.	3	5	1.7	3	0	0	0	0.0	0	0
Totals	257	1,143	4.4	46	9	61	478	7.8	43	1
Playoffs										
1/6/13 vs. Ind.	15	68	4.5	18	0	1	47	47.0	47	0
1/12/13 @ Den.	30	131	4.4	32	1	0	0	0.0	0	0
1/20/13 @ NE	19	48	2.5	9	1	3	22	7.3	15	0
2/3/13 @ SF	20	59	3.0	12	0	4	19	4.8	7	0
Totals	84	306	3.6	32	2	8	88	11.0	47	0

REGULAR SEASON

Year	Team	GP	GS	RUSHING					RECEIVING				
				No.	Yards	Avg.	LG	TD	No.	Yards	Avg.	LG	TD
2008	Baltimore	13	4	107	454	4.2	60	0	33	273	8.3	40	0
2009	Baltimore	16	15	*254	*1,339	5.3	59t	7	*78	702	9.0	63	1
2010	Baltimore	16	14	*307	*1,220	4.0	50	*5	63	556	8.8	34	1
2011	Baltimore	16	16	*291	*1,364	4.7	70t	*12	*76	704	9.3	52	3
2012	Baltimore	16	16	*257	*1,143	4.4	46	*9	61	478	7.8	43	1
Totals		77	65	1,216	5,520	4.5	70t	33	311	2,713	8.7	63	6

*LED TEAM

CAREER SINGLE-GAME HIGHS (REGULAR SEASON)

RUSHING

Carries:
31 (12/19/10 vs. NO)

Yardage:
204 (12/4/11 at Cle.)

Long Gain:
70t (1/1/12 at Cin.)

Touchdowns:
3 (10/30/11 vs. Ari.)

RECEIVING

Receptions:
10 (10/18/09 at Min.)

Yardage:
117 (10/18/09 at Min.)

Long Gain:
63 (10/18/09 at Min.)

Touchdowns:
1 6 times (last: 12/23/12 vs. NYG)

100-yard Rushing Games: 17 (last: 107 yards, 12/23/12 vs. NYG)

100-yard Receiving Games: 1 (117 yards, 10/18/09 at Min.)

Additional Statistics: Rice returned 7 KO's for 161 yards, for a 23.0 avg., with a long of 30 as a rookie in 2008...Also has 2 passing attempts with 1 completion (a 1-yard TD to TE Ed Dickson - 11/13/11 at Sea.)

POSTSEASON

Year	Team	GP	GS	RUSHING					RECEIVING				
				No.	Yards	Avg.	LG	TD	No.	Yards	Avg.	LG	TD
2008	Baltimore	2	0	1	2	2.0	2	0	3	43	14.3	22	0
2009	Baltimore	2	2	35	226	6.5	83t	2	9	60	6.7	26	0
2010	Baltimore	2	2	29	89	3.1	14t	1	12	74	6.2	11	1
2011	Baltimore	2	2	42	127	3.0	12	0	5	31	6.2	20	0
2012	Baltimore	4	4	84	306	3.6	32	2	8	88	11.0	47	0
Totals		12	10	191	750	3.9	83t	5	37	296	8.0	47	1

RAVENS RANTS: RAY RICE

RICE RANKS No. 1



Earning his third Pro Bowl honor in 2012, **RB Ray Rice** totaled 1,621 yards from scrimmage, the NFL's ninth most. He was one of three players (listed below) to post 1,000 rushing yards and 400 receiving yards. Rice ranked second in the NFL in catches by a RB (61) and fourth in receiving yards (478). It marked his fourth-straight season with at least 1,600 yards from scrimmage and his fourth-straight 1,000-yard rushing campaign.

PLAYERS W/ 1,000 RUSHING YARDS & 400 RECEIVING YARDS (2012 Season)

Player	---Rush---		---Rec.---	
	Att-Yds	TD	Rec-Yds	TD
Doug Martin (TB)	319-1,454	11	49-472	1
C.J. Spiller (Buf.)	207-1,244	6	43-459	2
Ray Rice (Bal.)	257-1,143	9	61-478	1

Dating back to 2009, Rice owns an NFL-high 7,506 total yards from scrimmage (5,066 rushing & 2,440 receiving), including a league-best 39 games where he's gained 100-or-more total yards.

NFL NET YARDS FROM SCRIMMAGE (Since 2009)

Rk. Player	Scrim. Yards	---Rush---		---Rec.---	
		Att-Yds	TD	Rec-Yds	TD
1. Ray Rice	7,506	1,109-5,066	33	278-2,440	6
2. Chris Johnson	7,058	1,212-5,660	35	187-1,398	3
3. Adrian Peterson	6,881	1,153-5,748	54	137-1,133	3

RICE & FAULK: NFL ELITE

In 2011, Pro Bowl **RB Ray Rice** became just the second player in NFL history to post multiple 1,000-yard rushing/700-yard receiving seasons (also in 2009), joining Hall of Famer Marshall Faulk, who did it an impressive four times (1998-2001).

RB RECEIVING RECORDS

RB Ray Rice is the Ravens' all-time receiving leader by a RB (311 for 2,713) and has 6 of the top 10 receiving days by a RB in team history. In 2012, Rice had 61 catches for 478 yards and 1 TD.

RECEIVING YARDS BY A RUNNING BACK (Ravens Single-Game History)

Rk. Player	Game/Date	Yards	Rec.	Avg.
1. Ray Rice	10/18/09 at Min.	117	10	11.7
2. Jamal Lewis	12/08/02 vs. NO	108	4	27.0
3. Priest Holmes	10/11/98 vs. Ten.	98	13	7.5
4. Ray Rice	11/7/10 vs. Mia.	97	7	13.9
5. Earnest Byner	10/27/96 vs. STL	96	6	16.0
6. Ray Rice	11/8/09 at Cin.	87	8	10.9
7. Ray Rice	9/25/11 at STL	83	5	16.6
8. Ray Rice	12/19/10 vs. NO	80	5	16.0
9. Ray Rice	10/11/09 vs. Cin.	74	7	10.6
10. Bam Morris	11/10/96 at Jax.	73	3	24.3

RAVENS ALL-TIME RUSHING

Rk. Player	Att.	Yards	Avg.	LG	TDs
1. Jamal Lewis	1,822	7,801	4.3	82t	45
2. Ray Rice	1,216	5,520	4.5	70t	33
3. Willis McGahee	673	2,802	4.2	77t	31

HUNDREDS ALL AROUND

RB Ray Rice has compiled 41 games with at least 100 total yards from scrimmage during his career, including 39 since he became a full-time starter and earned his first Pro Bowl honors in 2009. Rice's 39 games dating back to the '09 campaign rank as the NFL's most.

GAMES W/ 100+ TOTAL YARDS FROM SCRIMMAGE (Since 2009)

Rk. Player (Team)	100-Yard Games
1. Ray Rice (Bal.)	39
2. Adrian Peterson (Min.)	37
3. Chris Johnson (Ten.)	35
4. Arian Foster (Hou.)	33

RAY RICE'S TOP THREE YARDS FROM SCRIMMAGE (Since Career Began in 2008)

Rk. Date/Opp.	Total Yards	---Rush---	---Pass---
		Att-Yds TD	Rec-Yds TD
1. 12/19/10 vs. NO	233	31-153 1	5-80 1
2. 12/13/09 vs. Det.	219	13-166 1	4-53 0
3. 12/4/11 at Cle.	214	29-204 1	2-10 0

TOP RB TARGET

RB Ray Rice leads the NFL in catches and is second in receiving yards by a RB since he entered the league in 2008, amassing 311 catches for 2,713 yards. Rice also owns an NFL-best (by a RB) 92 catches and 863 yards on third down during this time, earning 41 first downs (also an NFL high by a RB, tied with Darren Sproles).

NFL RECEPTIONS BY A RB (Since 2008)

- 1. Ray Rice (Bal.) 311**
- Darren Sproles (NO) . . 294
- Matt Forte (Chi.) . . . 267

NFL RECEIVING YARDS BY A RB (Since 2008)

- Darren Sproles (NO) . . 2,736
- 2. Ray Rice (Bal.) 2,713**
- Matt Forte (Chi.) . . . 2,325

RICE TRENDS

Since **RB Ray Rice** entered the NFL in 2008, here are Baltimore's records when he hits a certain milestone during a game:

With 100+ rushing yards 14-3	With 100+ scrimmage yards . . . 29-12
With 15+ rushing attempts 37-6	With 150+ scrimmage yards . . . 13-4
With at least 1 rushing TD 21-4	With 175+ scrimmage yards 6-1

1,000/700 CLUB

RB Ray Rice and Marshall Faulk are the only players in NFL history to post multiple 1,000-yard rushing/700-yard receiving seasons.

PLAYERS WITH 1,000 RUSHING & 700 RECEIVING YARDS (Single-Season NFL History)

Player (Year)	Rushing Yards	Receiving Yards
Marcus Allen (1984)	1,168	758
William Andrews (1981)	1,301	735
Roger Craig (1985)	1,050	1,016
Marshall Faulk (2001)	1,382	765
Marshall Faulk (2000)	1,359	830
Marshall Faulk (1999)	1,381	1,048
Marshall Faulk (1998)	1,319	908
Steven Jackson (2006)	1,528	806
Ray Rice (2011)	1,364	704
Ray Rice (2009)	1,339	702
LaDainian Tomlinson (2003)	1,645	725
Brian Westbrook (2007)	1,333	771

22

JIMMY SMITH

CORNERBACK | 6-2 | 205

COLLEGE: COLORADO

EXP. (NFL/RAVENS): 2/2

HS: COLTON (CA)

GP/GS (PLAYOFFS): 23/5 (6/1)

BORN: 7/26/88, FONTANA, CA

2012 POSTSEASON HIGHLIGHTS: Totaled 3 solo tackles and 2 PD for a defense that forced 10 turnovers in four playoff games

- Recorded a solo tackle and tied for the team lead with 2 PD, including one late in the fourth quarter during the Ravens' final goal-line stand, in the 34-31 victory in **Super Bowl XLVII vs. SF (2/3/13)**...The defense held the 49ers to 22% (2-of-9) on third down
- Posted 2 solo tackles for a defense that forced 3 turnovers and held the Patriots scoreless in the second half in the 28-13 victory in the **AFC Championship at NE (1/20/13)**
- Saw action from scrimmage and posted a solo special teams tackle in the 38-35 double-overtime win in the **Divisional game at Den. (1/12/13)**
- Saw action from scrimmage and on special teams in the 24-9 victory in the **Wild Card game vs. Ind. (1/6/13)**

2012 SEASON HIGHLIGHTS: Saw action in 11 games (5 starts) and recorded a career-high 31 tackles and 3 PD from scrimmage and 3 special teams stops

- Recorded 2 solo tackles for a defense that held the Bengals to 189 total yards in **game 16 at Cin. (12/30)**...Also posted a career-high 2 solo special teams tackles against the Bengals
- Saw his first action in five games (abdominal injury) and posted 2 solo tackles in **game 14 vs. Den. (12/16)**
- Started and tied a career high with 7 tackles in the 25-15 victory in **game 8 at Cle. (11/4)**
- Started and posted 4 solo tackles in **game 7 at Hou. (10/21)**
- Tied a career high with 7 tackles (all solo) and posted a PD in the 31-29 victory in **game 6 vs. Dal. (10/14)**
- Recorded a solo tackle from scrimmage and a solo special teams stop in the 23-16 victory in **game 4 vs. Cle. (9/27)**
- Produced 5 tackles (4 solo) and a PD in the 31-30 victory in **game 3 vs. NE (9/23)**

CAREER HIGHLIGHTS:

- Posted a career-high 7 tackles (since tied twice) vs. Cle. (12/24/11)
- Pulled in his first-career INT, which led to a Ravens' TD on the next play vs. Cin. (11/20/11)
- Recorded his first-career tackle from scrimmage (ended the game with 3 solo) vs. Cin. (11/20/11)
- Saw action in his first-career NFL game vs. Pit. (9/11/11)

2012

GAME-BY-GAME DEFENSE

RAVENS

Date/Opp.	TT	Solo	Asst.	Sacks	INT	PD	FF	FR
9/10 vs. Cin.	0	0	0	0-0	0-0	0	0	0
9/16 @ Phi.	3	3	0	0-0	0-0	0	0	0
9/23 vs. NE	5	4	1	0-0	0-0	1	0	0
9/27 vs. Cle.	1	1	0	0-0	0-0	1	0	0
10/7 @ KC	0	0	0	0-0	0-0	0	0	0
10/14 vs. Dal.	7	7	0	0-0	0-0	1	0	0
10/21 @ Hou.	4	4	0	0-0	0-0	0	0	0
11/4 @ Cle.	7	4	3	0-0	0-0	0	0	0
11/11 vs. Oak.	DID NOT PLAY - COACH'S DECISION - ABDOMINAL							
11/18 @ Pit.	INACTIVE - ABDOMINAL							
11/25 @ SD	INACTIVE - ABDOMINAL							
12/2 vs. Pit.	INACTIVE - ABDOMINAL							
12/9 @ Was.	INACTIVE - ABDOMINAL							
12/16 vs. Den.	2	2	0	0-0	0-0	0	0	0
12/23 vs. NYG	0	0	0	0-0	0-0	0	0	0
12/30 @ Cin.	2	2	0	0-0	0-0	0	0	0
Totals	31	27	4	0-0	0-0	3	0	0

Playoffs

1/6/13 vs. Ind.	0	0	0	0-0	0-0	0	0	0
1/12/13 @ Den.	0	0	0	0-0	0-0	0	0	0
1/20/13 @ NE	2	2	0	0-0	0-0	0	0	0
2/3/13 @ SF	1	1	0	0-0	0-0	2	0	0
Totals	3	3	0	0-0	0-0	2	0	0

2012

GAME-BY-GAME SPECIAL TEAMS TACKLES

RAVENS

Date/Opp.	TT	Solo	Asst.	FF	FR	BK
9/10 vs. Cin.	0	0	0	0	0	0
9/16 @ Phi.	0	0	0	0	0	0
9/23 vs. NE	0	0	0	0	0	0
9/27 vs. Cle.	1	1	0	0	0	0
10/7 @ KC	0	0	0	0	0	0
10/14 vs. Dal.	0	0	0	0	0	0
10/21 @ Hou.	0	0	0	0	0	0
11/4 @ Cle.	0	0	0	0	0	0
11/11 vs. Oak.	ACTIVE, BUT DID NOT PLAY - ABDOMINAL					
11/18 @ Pit.	INACTIVE - ABDOMINAL					
11/25 @ SD	INACTIVE - ABDOMINAL					
12/2 vs. Pit.	INACTIVE - ABDOMINAL					
12/9 @ Was.	INACTIVE - ABDOMINAL					
12/16 vs. Den.	0	0	0	0	0	0
12/23 vs. NYG	0	0	0	0	0	0
12/30 @ Cin.	2	2	0	0	0	0
Totals	3	3	0	0	0	0

Playoffs

1/6/13 vs. Ind.	0	0	0	0	0	0
1/12/13 @ Den.	1	1	0	0	0	0
1/20/13 @ NE	0	0	0	0	0	0
2/3/13 @ SF	0	0	0	0	0	0
Totals	1	1	0	0	0	0

RAVENS 22 JIMMY SMITH

REGULAR SEASON

Year	Team	GP	GS	TACKLES			SACKS		INTERCEPTIONS				FUMBLES			
				TT	Solo	Asst.	No.	Yards	No.	Yards	LG	TD	PD	FF	FR	Yards
2011	Baltimore	12	3	18	18	0	0.0	0.0	2	48	32	0	8	0	0	0
2012	Baltimore	11	2	31	27	4	0.0	0.0	0	0	0	0	3	0	0	0
Totals		23	5	49	45	4	0.0	0.0	2	48	32	0	11	0	0	0

SPECIAL TEAMS TACKLES (5): 2011 (2); 2012 (3)

CAREER SINGLE-GAME HIGHS (REGULAR SEASON)

Total Tackles:
7 3 times (last: 11/4/12 at Cle.)

Solo Tackles:
7 2 times (last: 10/14/12 vs. Dal.)

Sacks:
None

INTs:
1 2 times (last: 12/4/11 at Cle.)

Forced Fumbles:
None

Fumble Recoveries:
None

Passes Defensed:
2 (12/11/11 vs. Ind.)

POSTSEASON

Year	Team	GP	GS	TACKLES			SACKS		INTERCEPTIONS				FUMBLES			
				TT	Solo	Asst.	No.	Yards	No.	Yards	LG	TD	PD	FF	FR	Yards
2011	Baltimore	2	1	3	1	2	0.0	0.0	1	39	39	0	1	0	0	0
2012	Baltimore	4	0	3	3	0	0.0	0.0	0	0	0	0	2	0	0	0
Totals		6	1	6	4	2	0.0	0.0	1	39	39	0	3	0	0	0

82

TORREY SMITH

WIDE RECEIVER | 6-0 | 205

COLLEGE: MARYLAND

EXP. (NFL/RAVENS): 2/2

HS: STAFFORD (FALMOUTH, VA)

GP/GS (PLAYOFFS): 32/30 (6/5)

BORN: 1/26/89, COLONIAL BEACH, VA

2012 POSTSEASON HIGHLIGHTS: Finished third on the team with 11 receptions for 233 yards (second on team) and 2 TDs, helping the Ravens average 410.3 yards per game during the playoffs

- Pulled in 2 receptions for 35 yards, part of a 367-yard output from the Ravens' offense, in the 34-31 victory in **Super Bowl XLVII vs. SF (2/3/13)**
- Totaled 4 receptions for a team-high 69 yards (17.3 avg.) in the 28-13 victory in the **AFC Championship at NE (1/20/13)**
- Made 3 receptions for a team-leading 98 receiving yards and Ravens' postseason franchise-record 2 TDs (59 and 32 yards) as part of a postseason franchise-record 479 yards total offense in the 38-35 double-overtime win in the **Divisional game at Den. (1/12/13)**
- Started and pulled in 2 receptions for 31 yards (15.5 avg.) as part of a Ravens' postseason franchise-record 439 yards of total offense in the **Wild Card game vs. Ind. (1/6/13)**

2012 SEASON HIGHLIGHTS: Started all 16 games and pulled in 49 receptions for a career-high 855 yards (second on team) and a team-leading and career-high 8 TDs...Ravens scored the most points (398) in franchise history and posting the second-most total yards (5,640) in team history (5,723 in 1996)

- Pulled in 5 receptions for 88 yards and 1 TD (establishing a single-season career high with 8 TDs), as part of an offense that posted a season-high 533 yards (third-highest output in team history), in the 33-14 victory in **game 15 vs. NYG (12/23)**
- Hauled in a team-leading and career-high 7 receptions for 144 yards, as part of a 443-yard offensive output by the Ravens, in the 16-13 overtime victory in **game 11 at SD (11/25)**
- Netted 2 receptions for 67 yards, both good for TDs, in the 55-20 victory in **game 9 vs. Oak. (11/11)**
- Netted 4 receptions for 46 yards, including a game-sealing 19-yard TD catch and run in **game 8 at Cle. (11/4)**
- Led the team with a career-high-tying 6 receptions for 127 yards and 2 TDs (second-career multi-TD game), while playing with a heavy heart after the death of his 19-year old brother, Tevin Jones the night before the game, in the 31-30 victory in **game 3 vs. NE (9/23)**...With his 127 yards against the Patriots, Smith crossed the 1,000-yard receiving mark for his career

CAREER HIGHLIGHTS:

- In 2011, Smith became the third rookie (Ken Burrow - 2 in 1971 and Randy Moss - 3 in 1998) to have two games with 150-plus receiving yards and at least 1 TD reception in the same season since 1970
- Recorded a career-high 7 receptions (for 144 yards) in the 16-13 overtime victory in at SD (11/25/12)
- Recorded a career-high 165 yards (on a then-career-high 6 catches - and had a TD) in the 31-24 victory vs. Cin. (11/20/11)
- Posted a career-high 3 TDs at STL (9/25/11)
- First three career receptions were all good for TDs (74, 41 and 18 yards) at STL (9/25/11), becoming the first rookie in NFL history (the 12th player since 1991) to record 3 TD receptions in a first quarter
- Owns the most receptions (50), receiving yards (841) and TDs (7) by a rookie in Ravens history
- Started his first-career NFL game at STL (9/25/11)
- Five of Smith's 7 touchdown receptions as a rookie went for at least 25 yards (74, 41, 38, 36, 26, 18 and 8) in 2011, and he posted a 34.4 yards-per-TD catch average
- Led the team with a career-high 8 TDs in 2012, also becoming the Ravens' career leader in yards-per-catch (17.1)

CAREER HONORS:

- AFC Offensive Player of the Week (Week 11, 2011)
- Diet Pepsi Rookie of the Week (Week 11, 2011)
- GMC Never Say Never Moment of the Week (Week 3, 2012)

2012

GAME-BY-GAME OFFENSE

Date/Opp.	RECEIVING					RUSHING				
	No.	Yds.	Avg.	LG	TD	No.	Yds.	Avg.	LG	TD
9/10 vs. Cin.	2	57	28.5	52	0	1	13	13.0	13	0
9/16 @ Phi.	2	51	25.5	40	0	0	0	0.0	0	0
9/23 vs. NE	6	127	21.2	38	2	0	0	0.0	0	0
9/27 vs. Cle.	6	97	16.2	34	1	1	0	0.0	0	0
10/7 @ KC	3	38	12.7	26	0	0	0	0.0	0	0
10/14 vs. Dal.	2	24	12.0	19t	1	0	0	0.0	0	0
10/21 @ Hou.	4	41	10.3	15	0	0	0	0.0	0	0
11/4 @ Cle.	4	46	11.5	26	1	0	0	0.0	0	0
11/11 vs. Oak.	2	67	33.5	47t	2	0	0	0.0	0	0
11/18 @ Pit.	1	7	7.0	7	0	0	0	0.0	0	0
11/25 @ SD	7	144	20.6	54	0	0	0	0.0	0	0
12/2 vs. Pit.	3	33	11.0	13	0	0	0	0.0	0	0
12/9 @ Was.	1	21	21.0	21	0	0	0	0.0	0	0
12/16 vs. Den.	1	14	14.0	14	0	0	0	0.0	0	0
12/23 vs. NYG	5	88	17.6	43	1	0	0	0.0	0	0
12/30 @ Cin.	0	0	0.0	0	0	1	-4	-4.0	-4	0
Totals	49	855	17.4	54	8	3	9	3.0	13	0
Playoffs										
1/6/13 vs. Ind.	2	31	15.5	22	0	0	0	0.0	0	0
1/12/13 @ Den.	3	98	32.7	59t	2	1	0	0.0	0	0
1/20/13 @ NE	4	69	17.3	25	0	0	0	0.0	0	0
2/3/13 @ SF	2	35	17.5	20	0	0	0	0.0	0	0
Totals	11	233	21.2	59t	2	1	0	0.0	0	0

RAVENS 82 TORREY SMITH

REGULAR SEASON

Year	Team	GP	GS	RECEIVING					RUSHING				
				No.	Yards	Avg.	LG	TD	No.	Yards	Avg.	LG	TD
2011	Baltimore	16	14	#50	#841	16.8	74t	*#7	4	39	9.8	16	0
2012	Baltimore	16	16	49	855	17.4	54	*8	3	9	3.0	13	0
Totals		32	30	99	1,696	17.1	74t	15	7	48	6.9	16	0

*LED TEAM

#ROOKIE FRANCHISE RECORD

CAREER SINGLE-GAME HIGHS (REGULAR SEASON)

RECEIVING

Receptions:

7 (11/25/12 at SD)

Yardage:

165 (11/20/11 vs. Cin.)

Long Gain:

74t (9/25/11 at STL)

Touchdowns:

3 (9/25/11 at STL)

RUSHING

Carries:

15 times (last: 9/10/12 vs. Cin.)

Yardage:

162 times (last: 12/11/11 vs. Ind.)

Long Gain:

162 times (last: 12/11/11 vs. Ind.)

Touchdowns:

None

100-yard Receiving Games: 4 (last: 144 yards, 11/25/12 at SD)

Additional Statistics: Has 1 KOR for 24 yards (11/13/11 at Sea.)

POSTSEASON

Year	Team	GP	GS	RECEIVING					RUSHING				
				No.	Yards	Avg.	LG	TD	No.	Yards	Avg.	LG	TD
2011	Baltimore	2	1	4	91	22.8	42	1	0	0	0.0	0	0
2012	Baltimore	4	4	11	233	21.2	59t	2	1	0	0.0	0	0
Totals		6	5	15	324	21.6	59t	3	1	0	0.0	0	0

RAVENS RANTS: TORREY SMITH

DEEP THREAT



Second-year **WR Torrey Smith** ranked fourth in the NFL with a 17.4 yards-per-catch average in 2012, posting a career-high 855 yards on 49 receptions. Smith also had a team-high 8 receiving TDs. In 32 career games, he has scored 15 TDs through the air, tying (Travis Taylor) for seventh in team history.

NFL AVERAGE YARDS PER CATCH LEADERS (2012 Season)

Rk.	Player	Rec.	Yards	Avg.	LG	TD
1.	Vincent Jackson	72	1,384	19.2	95	8
2.	Cecil Shorts	55	979	17.8	80t	7
	Danario Alexander	37	658	17.8	80t	7
4.	Torrey Smith	49	855	17.4	54	8

Smith Quick Hit:

- Smith's 17.1 career yards-per-catch average ranks first in Ravens history.

TORREY'S COURAGEOUS NIGHT

WR Torrey Smith played in the 2012 Week 3 Sunday night victory over New England after his brother, 19-year-old Tevin Jones, passed away in a motorcycle accident that morning. Smith posted 6 catches for 127 yards and 2 TDs in the come-from-behind win, producing the third 100-yard game of his young career. Additionally, he eclipsed the 1,000-yard receiving milestone for his career.

2011 ROOKIE SENSATION

In 2011's Week 11 game vs. Cincinnati, **WR Torrey Smith** set a Ravens' single-season and single-game record for receiving yards by a rookie, totaling a career-high 165 yards on 6 catches (27.5 avg.). In 2011, he had 50 catches for 841 yards and a Ravens' rookie-record 7 TDs. Impressively, the 2011 second-round pick owns two of the Top 5 receiving days in team history.

Smith Quick Hits:

- During the '11 campaign, Smith ranked 13th in the NFL with a stout 16.8 yards-per-catch avg.
- Smith's 26-yard TD catch with 8 seconds remaining in Week 9 at Pit. capped a 92-yard drive and sealed the Ravens' 23-20 win.
- Impressively, 5 of his 7 TD receptions in 2011 covered at least 25 yards (74, 41, 38, 36, 26, 18 and 8 yards), and he averaged a sensational 34.4 yards-per-TD catch.
- Never before has a Ravens' wideout registered dual 150-yard receiving games in a season (165 vs. Cin. and 152 at STL). Smith also posted the Top 2 receiving yards performances by a rookie in the NFL in 2011.
- In 2011's Week 11, Smith joined Ken Burrow (2 in 1971) and Randy Moss (3 in 1998) as the only rookies in NFL history to have multiple games with at least 150 receiving yards and a TD catch.

MOST RECEIVING YARDS (RAVENS SINGLE-GAME HISTORY)

Yds.	Player/Game (Catches)
258	Qadry Ismail @ Pit., 12/12/99 (6 rec.)
198	Derrick Alexander vs. Pit., 12/1/96 (7 rec.)
165	Torrey Smith vs. Cin., 11/20/11 (6 rec.)
164	Mark Clayton @ Cin., 11/30/08 (5 rec.)
152	Torrey Smith at STL, 9/25/11 (5 rec.)

NFL 25+ YARD RECEPTIONS (2012 SEASON)

Rk.	Player	25+ Yard Catches
1.	Calvin Johnson (Det.)	21
2.	Demaryius Thomas (Den.)	18
3.	Vincent Jackson (TB)	17
4.	Dez Bryant (Dal.)	15
5.	Julio Jones (Atl.)	14
6.	Lance Moore (NO)	13
7.	Torrey Smith (Bal.)	12
	A.J. Green (Cin.)	12
	Andre Johnson (Hou.)	12
	Steve Smith (Car.)	12
	Roddy White (Atl.)	12

BIG-PLAY "O"

The Ravens produced 72 plays of 20-or-more yards in 2012, ranking as the NFL's third most. Baltimore also had 62 passing plays of at least 20 yards, ranking fifth in the league.

BIG-PLAY PRODUCTION: PLAYS OF 20+ YARDS (2012 Season)

Rk.	Team	20+ Plays	20+ TDs	20+ Passes	20+ Pass TDs	20+ Runs	20+ Run TDs
1.	New Orleans	77	15	66	12	11	3
2.	Carolina	75	14	58	11	17	3
3.	Baltimore	72	12	62	11	10	1
4.	Denver	71	10	64	10	7	0
	Detroit	71	7	67	6	4	1
	San Francisco	71	13	54	10	17	3

AIRBORNE ASSAULT

The Ravens racked up 62 plays of 20-or-more yards through the air in 2012. Here is the breakdown of those bombs, which were distributed to nine different Ravens players:

RAVENS WITH CATCHES OF 20+ YARDS (2012 Season)

Player	Pos.	20+ Catches	20+ TDs	YPC Avg.
Anquan Boldin	WR	17	3	14.2
Torrey Smith	WR	16	3	17.4
Jacoby Jones	WR	9	1	13.5
Dennis Pitta	TE	8	3	11.0
Ray Rice	RB	6	1	7.8
Ed Dickson	TE	2	0	10.7
Tandon Doss	WR	2	0	17.6
David Reed	WR	1	0	13.2
Deonte Thompson	WR	1	0	10.2

OFFENSE EXPLODES IN 2012

Baltimore produced 72 offensive plays of 20-or-more yards in 2012, setting a franchise record. Additionally, the Ravens threw 41 passes gaining at least 25 yards, a figure that ranks as the most in Ravens single-season history and second in the NFL in 2012.

"BIG PLAY" BREAKDOWN / SEASON HIGHS (Ravens Franchise History)

TOTAL PLAYS GAINING 20+ YARDS

Rk.	Year	Plays
1.	2012	72
2.	1996	62
3.	2009	60
4.	2011	57

COMPLETIONS OF 25+ YARDS

Rk.	Year	Comp.
1.	2012	41
2.	1996	36
3.	1999	31
4.	2011	29

PLAYOFF NUMBERS TO RAVE ABOUT

20.0

Combined yards per reception average for **WR Anquan Boldin** (17.3), **WR Torrey Smith** (21.2) and **WR Jacoby Jones** (29.4) during the 2012 playoffs. The trio combined to post 760 yards and 8 TDs on 38 catches.

124

Points by the Ravens during the 2012 postseason, ranking third most in NFL playoff history (SF had 131 in 1994 and also 126 in 1989).

55

TERRELL SUGGS

OUTSIDE LINEBACKER | 6-3 | 260

COLLEGE: ARIZONA STATE
EXP. (NFL/RAVENS): 10/10

HS: HAMILTON (CHANDLER, AZ)
GP/GS (PLAYOFFS): 149/133 (15/15)

BORN: 10/11/82, MINNEAPOLIS, MN

2012 POSTSEASON HIGHLIGHTS: Totaled 21 tackles (13 solo), 2 sacks, 1 PD and 1 FF for a defense that forced 10 turnovers in four playoff games

- Posted 2 tackles for a defense that held the 49ers to 22% on third down (2-of-9) in the 34-31 victory in **Super Bowl XLVII vs. SF (2/3/13)**
- Totaled 7 tackles and 1 QB hit for a defense that forced 3 turnovers and held the Patriots scoreless in the second half in the 28-13 victory in the **AFC Championship at NE (1/20/13)**
- Finished second on the team with 10 tackles, 2 sacks (-8 yards), 1 PD and 1 FF in the 38-35 double-overtime win in the **Divisional game at Den. (1/12/13)**
- Started and posted 2 tackles and 2 QB hits for a defense that kept the Colts out of the end zone in the 24-9 victory in the **Wild Card game vs. Ind. (1/6/13)**

2012 SEASON HIGHLIGHTS: Produced 22 tackles (17 solo), 2 sacks and 4 PD despite playing in just 8 games due to injury (missed first six games of the season with an Achilles injury, missed one game due to a biceps injury and another game on a coach's decision)

- Posted 4 solo tackles, including a sack (-7 yards) and 1 PD, for a defense that held the Chargers to 20% on third down (3-of-15) in the 16-13 overtime victory in **game 11 at SD (11/25)**
- Started and finished with 3 tackles (2 solo) and 2 PD in the 55-20 victory in **game 9 vs. Oak. (11/11)**
- Started and netted 3 tackles (2 solo) in the 25-15 victory in **game 8 at Cle. (11/4)**
- Started his first game of the season after returning from an Achilles injury and recorded 4 tackles (3 solo), 1 sack (-8 yards) and 1 PD in **game 7 at Hou. (10/21)**
- Activated from the PUP list on 10/20
- Was placed on the Physically Unable to Perform list (Achilles) on 8/27 and missed the first six weeks of the season

CAREER HIGHLIGHTS:

- Ravens all-time leader in sacks (84.5) and sack yardage (625)
- Also owns the Ravens' record for FFs (29) and is second in FRs (11)
- Produced a single-season franchise-record 7 FFs in 2011
- His 682 tackles (461 solo) are third most in Ravens history
- Owns 49 PD and 7 INTs (2 returned for TDs - both in 2008)
- Scored his first-career TD on a 44-yard INT return at Mia. (10/19/08)
- Earned a career-high 102 tackles (65 solo) in 2008
- Tallied a franchise-rookie-record 12 sacks in 2003
- Ravens all-time leader in postseason sacks and yards (12-77)

CAREER HONORS:

- Five-time Pro Bowler (2004, 2006, 2008, 2010 and 2011)
- *Associated Press* Defensive Player of the Year (2011)
- *Pro Football Weekly* Defensive Player of the Year (2011)
- KC 101 Defensive Player of the Year (2011)
- AFC Defensive Player of the Month (Dec., 2011)
- AFC Defensive Player of the Month (Nov., 2010)
- AFC Defensive Player of the Week (Week 14, Week 12 and Week 1, 2011)
- AFC Defensive Player of the Week (Week 7, 2008)
- AFC Defensive Player of the Week (Week 13, 2005)
- *Associated Press* Defensive Rookie of the Year (2003)
- *Associated Press* First-team All-Pro (2011)
- *Associated Press* Second-team All-Pro (2008)
- Butkus Award (best LB) co-winner with Cowboys LB DeMarcus Ware (2011)
- Ed Block Courage Award Winner (2012)
- *Football Digest* Second-team All-Pro (2006)
- *Pro Football Weekly* First-team All-NFL (2011)
- *Sporting News* All-Pro Team (2011)
- Tied an NFL rookie record (Santana Dotson) with a sack in each of his first four NFL games
- Defensive Rookie of the Month (Sept. 2003)

2012

GAME-BY-GAME DEFENSE

RAVENS

Date/Opp.	TT	Solo	Asst.	Sacks	INT	PD	FF	FR
9/10 vs. Cin.				PUP - ACHILLES				
9/16 @ Phi.				PUP - ACHILLES				
9/23 vs. NE				PUP - ACHILLES				
9/27 vs. Cle.				PUP - ACHILLES				
10/7 @ KC				PUP - ACHILLES				
10/14 vs. Dal.				PUP - ACHILLES				
10/21 @ Hou.	4	3	1	1-8	0-0	1	0	0
11/4 @ Cle.	3	2	1	0-0	0-0	0	0	0
11/11 vs. Oak.	3	2	1	0-0	0-0	2	0	0
11/18 @ Pit.	3	1	2	0-0	0-0	0	0	0
11/25 @ SD	4	4	0	1-7	0-0	1	0	0
12/2 vs. Pit.	2	2	0	0-0	0-0	0	0	0
12/9 @ Was.				INACTIVE - BICEPS				
12/16 vs. Den.	1	1	0	0-0	0-0	0	0	0
12/23 vs. NYG	2	2	0	0-0	0-0	0	0	0
12/30 @ Cin.				INACTIVE - COACH'S DECISION				
Totals	22	17	5	2-15	0-0	4	0	0
Playoffs								
1/6/13 vs. Ind.	2	0	2	0-0	0-0	0	0	0
1/12/13 @ Den.	10	10	0	2-8	0-0	1	1	0
1/20/13 @ NE	7	2	5	0-0	0-0	0	0	0
2/3/13 @ SF	2	1	1	0-0	0-0	0	0	0
Totals	21	13	8	2-8	0-0	1	1	0

RAVENS 55 TERRELL SUGGS

REGULAR SEASON

Year	Team	GP	GS	TACKLES			SACKS		INTERCEPTIONS					FUMBLES		
				TT	Solo	Asst.	No.	Yards	No.	Yards	LG	TD	PD	FF	FR	Yards
2003	Baltimore	16	1	33	26	7	*#12.0	*97.0	1	11	11	0	3	*6	4	7
2004	Baltimore	16	16	72	48	24	*10.5	*83.5	0	0	0	0	1	1	2	24
2005	Baltimore	16	16	86	65	21	8.0	64.5	2	38	38	0	3	*6	1	0
2006	Baltimore	16	15	86	63	23	9.5	64.5	0	0	0	0	7	3	2	0
2007	Baltimore	16	16	95	51	44	*5.0	34.0	0	0	0	0	7	1	0	0
2008	Baltimore	16	16	102	62	40	*8.0	*69.5	2	86	44t	2	11	2	1	0
2009	Baltimore	13	13	58	41	17	4.5	33.0	0	0	0	0	5	1	1	0
2010	Baltimore	16	16	58	38	20	*11.0	*73.0	0	0	0	0	2	2	0	0
2011	Baltimore	16	16	70	50	20	*14.0	*91.0	2	9	9	0	6	**^7	0	0
2012	Baltimore	8	8	22	17	5	2.0	15.0	0	0	0	0	4	0	0	0
Totals		149	133	682	461	221	^84.5	^625.0	7	144	44t	2	49	29	11	31

*LED TEAM

**LED NFL

#ROOKIE FRANCHISE RECORD

^FRANCHISE RECORD

CAREER SINGLE-GAME HIGHS (REGULAR SEASON)

Total Tackles:

14 (11/5/07 at Pit.)

Sacks:

3 4 times (last: 12/11/11 vs. Ind.)

Forced Fumbles:

3 (12/11/11 vs. Ind.)

Passes Defensed:

3 (9/16/07 vs. NYJ)

Solo Tackles:

10 (12/10/06 at KC)

INTs:

1 7 times (last: 11/6/11 at Pit.)

Fumble Recoveries:

1 11 times (last: 11/1/09 vs. Den.)

POSTSEASON

Year	Team	GP	GS	TACKLES			SACKS		INTERCEPTIONS					FUMBLES			
				TT	Solo	Asst.	No.	Yards	No.	Yards	LG	TD	PD	FF	FR	Yards	
2003	Baltimore	1	1	2	1	1	0.0	0.0	0	0	0	0	0	0	0	0	0
2006	Baltimore	1	1	10	9	1	0.0	0.0	0	0	0	0	0	1	0	0	
2008	Baltimore	3	3	11	10	1	4.0	35.0	0	0	0	0	0	0	1	0	
2009	Baltimore	2	2	10	7	3	1.0	9.0	0	0	0	0	0	1	1	0	
2010	Baltimore	2	2	10	9	1	5.0	25.0	0	0	0	0	0	1	0	0	
2011	Baltimore	2	2	11	7	4	0.0	0.0	0	0	0	0	1	0	0	0	
2012	Baltimore	4	4	21	13	8	2.0	8.0	0	0	0	0	1	1	0	0	
Totals		15	15	75	56	19	12.0	77.0	0	0	0	0	2	4	2	0	

RAVENS RANTS: TERRELL SUGGS

DEFENSIVE PLAYER OF THE YEAR



OLB Terrell Suggs, the 2011 AP Defensive Player of the Year, returned for his first game of the 2012 season in Week 7 vs. Houston after tearing his Achilles in April. He posted 4 tackles, 1 sack and 1 PD in his season debut, after finishing with a career-high 14 sacks in 2011. Suggs, who also forced an NFL-high 7 fumbles in 2011 – setting a career high and a Ravens' single-season record – ranks third in Ravens single-season sacks history. His 14 sacks in 2011 also ranked first in the AFC and tied San Francisco's Aldon Smith for fifth in the NFL.

RAVENS ALL-TIME SACKS (Career Leaders)

Rk.	Player (Years)	Sacks
1.	Terrell Suggs (2003-present)	84.5
2.	Peter Boulware (1997-2005)	70.0
3.	Michael McCrary (1997-2002)	51.0
4.	Ray Lewis (1996-present)	41.5
5.	Adalius Thomas (2000-06)	38.5

AFC SACKS LEADERS (2011 Season)

- 1. Terrell Suggs (Bal.) . . . 14**
- Tamba Hali (KC) 12
- Connor Barwin (Hou.) . . . 11.5
- Von Miller (Den.) . . . 11.5

RAVENS SACKS LEADERS (Single-Season Records)

- Peter Boulware (2001) . . . 15
- Michael McCrary (1998) . . 14.5
- 3. Terrell Suggs (2011) . . . 14**
- Trevor Pryce (2006) 13

HOT OFF THE EDGE

Since entering the NFL in 2003, **OLB Terrell Suggs'** 84.5 sacks rank seventh among active players, while his 625 yards lost stand sixth. Suggs had a team-, career- and AFC-high 14 sacks in 2011 and posted 2 QB drops in eight games in 2012.

NFL ACTIVE SACKS LEADERS (Since 2003)

Rk.	Player	Sacks	Yards
1.	Jared Allen (Min.)	117	736.5
2.	DeMarcus Ware (Dal.)	111	707
3.	Julius Peppers (Chi.)	99.5	605.5
4.	John Abraham (Atl.)	94.5	636
	Dwight Freeney (Ind.)	94.5	691
6.	Robert Mathis (Ind.)	91.5	657
7.	Terrell Suggs (Bal.)	84.5	625
8.	Osi Umenyiora (NYG)	75	520.5
9.	Trent Cole (Phi.)	71	529

Suggs Quick Hits:

- Suggs missed eight games in 2012, six while recovering from a torn Achilles tendon and two resting a torn biceps.
- The Ravens are 51-18 all time when Suggs records a sack.
- Baltimore is 13-1 when he tallies 2 or more sacks during his career.

RAVENS FORCED FUMBLES (Career Leaders)

- 1. Terrell Suggs 29**
- Ray Lewis 20
- Adalius Thomas 15

RAVENS FUMBLE RECOVERIES (Career Leaders)

- Ray Lewis 20
- 2. Terrell Suggs 11**
- Ed Reed 10

SUGGS' PLAYOFF SIZZLE

OLB Terrell Suggs has posted 12 sacks in 15 career playoff games, including a team-high 5 during the 2010 playoffs. Dating back to 2008, Suggs' 12 QB drops rank first in NFL postseason play, while his 77 yards lost on those sacks also stand No. 1.

NFL POSTSEASON SACKS LEADERS (Since 2008)

Rk.	Player	Sacks	Yards
1.	Terrell Suggs (Bal.)	12.0	77.0
2.	LaMarr Woodley (Pit.)	9.0	48.0
3.	Clay Matthews (GB)	7.5	54.5

Suggs' 12 career playoff sacks tie (Reggie White) for the third most in NFL postseason history (since sacks became an official statistic in 1982). His sack yards (77) rank sixth.

NFL POSTSEASON SACKS LEADERS (NFL History)

Rk.	Player	Sacks	Yards
1.	Willie McGinest	16.0	113.5
2.	Bruce Smith	14.5	109.5
3.	Terrell Suggs	12.0	77.0
	Reggie White	12.0	70.0

Suggs Quick Hits:

- Suggs' 12 career playoff sacks rank first in Ravens franchise history. (Michael McCrary and **OLB Paul Kruger** are second with 6.)
- Suggs registered 2 sacks during the 2012 playoffs, both coming in the Divisional victory at Denver (1/12/13).
- In the 2010 Divisional game at Pittsburgh (1/15/11), Suggs produced a postseason career-high 3 sacks, including 1 FF that was recovered by DE Cory Redding and returned for a touchdown.

NFL'S TOP 100

It can be argued that the 100 best NFL players of 2012, as voted by the players late in 2011, doesn't really represent the best. Maybe coaches or scouts have a different list. Certainly, there are reporters who compiled rankings of their own. Still, it's special for the Ravens to boast seven players overall (tied with Phi. and SF for the NFL's most) – including five standouts in the Top 25.

THE NFL'S TOP 100 PLAYERS OF 2012 (NFL Players' Poll / NFL Network)

NFL Rank	Player	Position Ranking
9	DT Haloti Ngata	No. 1 defensive tackle
11	OLB Terrell Suggs	No. 2 linebacker
16	S Ed Reed	No. 1 safety
20	LB Ray Lewis	No. 3 linebacker
22	RB Ray Rice	No. 4 running back
45	FB Vonta Leach	No. 1 fullback
74	QB Joe Flacco	No. 11 quarterback

2

TYROD TAYLOR

QUARTERBACK | 6-1 | 215

COLLEGE: VIRGINIA TECH

HS: HAMPTON (VA)

BORN: 8/3/89, HAMPTON, VA

EXP. (NFL/RAVENS): 2/2

GP/GS (PLAYOFFS): 10/0 (0/0)

2012 POSTSEASON HIGHLIGHTS: Was active, but did not play in all four playoff contests

2012 SEASON HIGHLIGHTS: Saw action in seven games and established career highs in passing attempts (29), completions (17), passing yards (179), rushing attempts (14), rushing yards (73) and rushing TDs (1)

- Saw the most extensive action of his career and set career highs in every category, going 15-of-25 for 149 yards, and rushing 9 times for 65 yards and his first-career TD in **game 16 at Cin. (12/30)**
- Saw action from scrimmage (lined up at WR) in the victory over the Chiefs in **game 5 at KC (10/7)** and **game 4 vs. Cle. (9/27)**

CAREER HIGHLIGHTS:

- Set single-game career highs in every category, going 15-of-25 for 149 yard, and rushing 9 times for 65 yards and his first-career TD at Cin. (12/30/12)
- Completed his first-career pass attempt (Anquan Boldin) for 18 yards in at SD (12/18/11)
- Saw action in his first-career NFL game at Cle. (12/4/11)
- Posted his first-career carry (for 2 yards) at Cle. (12/4/11)

2012

GAME-BY-GAME

RAVENS

Date/Opp.	PASSING										RUSHING				
	Att.	Comp.	Yards	Comp%	Yds/Att	TD	INT	LG	Sack/Lost	Rating	No.	Yards	Avg.	LG	TD
9/10 vs. Cin.	3	2	30	66.7	10.0	0	0	25	0/0	99.3	1	7	7.0	7	0
9/16 @ Phi.	ACTIVE, BUT DID NOT PLAY														
9/23 vs. NE	ACTIVE, BUT DID NOT PLAY														
9/27 vs. Cle.	0	0	0	0.0	0.0	0	0	0	0/0	0.0	0	0	0.0	0	0
10/7 @ KC	0	0	0	0.0	0.0	0	0	0	0/0	0.0	0	0	0.0	0	0
10/14 vs. Dal.	ACTIVE, BUT DID NOT PLAY														
10/21 @ Hou.	ACTIVE, BUT DID NOT PLAY														
11/4 @ Cle.	0	0	0	0.0	0.0	0	0	0	0/0	0.0	1	4	4.0	0	0
11/11 vs. Oak.	1	0	0	0.0	0.0	0	0	0	0/0	39.6	0	0	0.0	0	0
11/18 @ Pit.	ACTIVE, BUT DID NOT PLAY														
11/25 @ SD	ACTIVE, BUT DID NOT PLAY														
12/2 vs. Pit.	ACTIVE, BUT DID NOT PLAY														
12/9 @ Was.	ACTIVE, BUT DID NOT PLAY														
12/16 vs. Den.	ACTIVE, BUT DID NOT PLAY														
12/23 vs. NYG	0	0	0	0.0	0.0	0	0	0	0/0	0.0	0	0	0.0	0	0
12/30 @ Cin.	25	15	149	60.0	5.96	0	1	23	3/30	60.2	9	65	7.2	28	1
Totals	29	17	179	58.6	6.17	0	1	25	3/30	62.3	14	73	5.2	28	1
Playoffs															
1/6/13 vs. Ind.	ACTIVE, BUT DID NOT PLAY														
1/12/13 @ Den.	ACTIVE, BUT DID NOT PLAY														
1/20/13 @ NE	ACTIVE, BUT DID NOT PLAY														
2/3/13 @ SF	ACTIVE, BUT DID NOT PLAY														
Totals	0	0	0	0.0	0.0	0	0	0	0/0	0.0	0	0	0.0	0	0

REGULAR SEASON

Year	Team	GP	GS	PASSING										RUSHING				
				Att.	Comp.	Yards	Comp%	Yds/Att	TD	INT	LG	Sack/Lost	Rating	No.	Yards	Avg.	LG	TD
2011	Baltimore	3	0	1	1	18	100.0	18.0	0	0	18	2/3	118.8	1	2	2.0	2	0
2012	Baltimore	7	0	29	17	179	58.6	6.17	0	1	25	3/30	62.3	14	73	5.2	28	1
Totals		10	0	30	18	197	60.0	6.57	0	1	25	5/33	65.6	15	75	5.0	28	1

CAREER SINGLE-GAME HIGHS (REGULAR SEASON)

Most Attempts: 25 (12/30/12 at Cin.)
Most Completions: 15 (12/30/12 at Cin.)
Most Yards Passing: 149 (12/30/12 at Cin.)
Longest Gain: 25 (9/10/12 vs. Cin.)
Most Touchdowns: None

POSTSEASON

Year	Team	GP	GS	PASSING										RUSHING				
				Att.	Comp.	Yards	Comp%	Yds/Att	TD	INT	LG	Sack/Lost	Rating	No.	Yards	Avg.	LG	TD
2011	Baltimore	0	0	0	0	0	0.0	0.0	0	0	0	0/0	0.0	0	0	0.0	0	0
2012	Baltimore	0	0	0	0	0	0.0	0.0	0	0	0	0/0	0.0	0	0	0.0	0	0
Totals		0	0	0	0	0	0.0	0.0	0	0	0	0/0	0.0	0	0	0.0	0	0

83

DEONTE THOMPSON

WIDE RECEIVER | 6-0 | 203

COLLEGE: FLORIDA

HS: GLADES CENTRAL (FL)

BORN: 2/14/89, BELLE GLADES, FL

EXP. (NFL/RAVENS): ROOKIE

GP/GS (PLAYOFFS): 6/0 (0/0)

2012 POSTSEASON HIGHLIGHTS: Was a game-day inactive in all four playoff contests

2012 SEASON HIGHLIGHTS: Played in six games after being one only two rookie free agents (K Justin Tucker) to make the Ravens' 53-man opening-day roster...Posted 5 receptions for 51 yards and finished second on the team with 15 KORs for 389 yards (25.9 avg.), including a long of 49

- Saw extensive action from scrimmage and finished second on the team with a career-high 4 receptions for 26 yards in **game 16 at Cin. (12/30)**
- Recorded 2 KORs for 52 yards (26.0 avg.), including a long of 32, in the victory over the Chiefs in **game 5 at KC (10/7)**
- Had 3 KORs for 100 yards (33.3 avg.), including a long of 49 in **game 2 at Phi. (9/16)**
- Saw action in his first-career NFL game and pulled in his first-career reception (good for 25 yards) in the 44-13 victory in **game 1 vs. Cin. (9/10)**...Also posted 4 KORs for 88 yards (22.0 avg.) against the Bengals...Was one only two rookie free agents (Justin Tucker) to make the Ravens' 53-man opening-day roster

COLLEGE HIGHLIGHTS:

- Played in 51 career games with the Gators, starting 34, recording 101 receptions for 1,446 yards (14.3 avg.) and 9 TDs
- Also participated in men's track and field during the spring of 2008

2012

GAME-BY-GAME OFFENSE

Date/Opp.	RECEIVING					RUSHING				
	No.	Yds.	Avg.	LG	TD	No.	Yds.	Avg.	LG	TD
9/10 vs. Cin.	1	25	25.0	25	0	0	0	0.0	0	0
9/16 @ Phi.	0	0	0.0	0	0	0	0	0.0	0	0
9/23 vs. NE	0	0	0.0	0	0	0	0	0.0	0	0
9/27 vs. Cle.	0	0	0.0	0	0	0	0	0.0	0	0
10/7 @ KC	0	0	0.0	0	0	0	0	0.0	0	0
10/14 vs. Dal.	INACTIVE									
10/21 @ Hou.	INACTIVE									
11/4 @ Cle.	INACTIVE									
11/11 vs. Oak.	INACTIVE									
11/18 @ Pit.	INACTIVE									
11/25 @ SD	INACTIVE									
12/2 vs. Pit.	INACTIVE									
12/9 @ Was.	INACTIVE									
12/16 vs. Den.	INACTIVE									
12/23 vs. NYG	INACTIVE									
12/30 @ Cin.	4	26	6.5	11	0	0	0	0.0	0	0
Totals	5	51	10.2	25	0	0	0	0.0	0	0
Playoffs										
1/6/13 vs. Ind.	INACTIVE									
1/12/13 @ Den.	INACTIVE									
1/20/13 @ NE	INACTIVE									
2/3/13 @ SF	INACTIVE									
Totals	0	0	0.0	0	0	0	0	0.0	0	0

2012

GAME-BY-GAME KICKOFF RETURNS

Date/Opp.	No.	Yards	Avg.	LG	TD
9/16 @ Phi.	3	100	33.3	49	0
9/23 vs. NE	3	81	27.0	36	0
9/27 vs. Cle.	3	68	22.7	25	0
10/7 @ KC	2	52	26.0	32	0
10/14 vs. Dal.	INACTIVE				
10/21 @ Hou.	INACTIVE				
11/4 @ Cle.	INACTIVE				
11/11 vs. Oak.	INACTIVE				
11/18 @ Pit.	INACTIVE				
11/25 @ SD	INACTIVE				
12/2 vs. Pit.	INACTIVE				
12/9 @ Was.	INACTIVE				
12/16 vs. Den.	INACTIVE				
12/23 vs. NYG	INACTIVE				
12/30 @ Cin.	0	0	0.0	0	0
Totals	15	389	25.9	49	0
Playoffs					
1/6/13 vs. Ind.	INACTIVE				
1/12/13 @ Den.	INACTIVE				
1/20/13 @ NE	INACTIVE				
2/3/13 @ SF	INACTIVE				
Totals	0	0	0.0	0	0

83 DEONTE THOMPSON

REGULAR SEASON

Year	Team	GP	GS	RECEIVING					RUSHING				
				No.	Yards	Avg.	LG	TD	No.	Yards	Avg.	LG	TD
2012	Baltimore	6	0	5	51	10.2	25	0	0	0	0.0	0	0
Totals		6	0	5	51	10.2	25	0	0	0	0.0	0	0

CAREER SINGLE-GAME HIGHS (REGULAR SEASON)

RECEIVING

Receptions:
4 (12/30/12 at Cin.)
Yardage:
26 (12/30/12 at Cin.)
Long Gain:
25 (9/10/12 vs. Cin.)
Touchdowns:
None

RUSHING

Carries:
None
Yardage:
None
Long Gain:
None
Touchdowns:
None

Year	Team	GP	GS	KICKOFF RETURNS					PUNT RETURNS					
				No.	Yards	Avg.	LG	TD	No.	FC	Yards	Avg.	LG	TD
2012	Baltimore	6	0	15	389	25.9	49	0	0	0	0	0.0	0	0
Totals		6	0	15	389	25.9	49	0	0	0	0	0.0	0	0

POSTSEASON

Year	Team	GP	GS	RECEIVING					RUSHING				
				No.	Yards	Avg.	LG	TD	No.	Yards	Avg.	LG	TD
2012	Baltimore	0	0	0	0	0.0	0	0	0	0	0.0	0	0
Totals		0	0	0	0	0.0	0	0	0	0	0.0	0	0

9

JUSTIN TUCKER

KICKER | 6-0 | 180

COLLEGE: TEXAS

HS: WESTLAKE (AUSTIN, TX)

BORN: 11/21/89, HOUSTON, TX

EXP. (NFL/RAVENS): ROOKIE

GP/GS (PLAYOFFS): 16/0 (4/0)

2012 POSTSEASON HIGHLIGHTS: Posted 28 points (4 FGs and 16 PATs) as a rookie, helping the Ravens score 124 points in four playoff games

- Was true on all 4 PATs, both FGAs (19 and 38 yards) and kicked off 8 times, placing 7 in the end zone, including 4 TBs, in the 34-31 victory in **Super Bowl XLVII vs. SF (2/3/13)**
- Connected on all 4 PATs and kicked off 5 times, placing 3 in the end zone, in the 28-13 victory in the **AFC Championship at NE (1/20/13)**
- Nailed the game-winning 47-yard FG in double-overtime and connected on all 5 PATs in the 38-35 victory in the **Divisional game at Den. (1/12/13)**
- Played in his first-career postseason game and was true on all 3 PATs, his lone FGA (23 yards) and produced touchbacks on all 5 KOs in the 24-9 victory in the **Wild Card game vs. Ind. (1/6/13)**

2012 SEASON HIGHLIGHTS: Named to *USA Today's* All-Joe Team in 2012 after playing in all 16 games as a rookie, finishing fourth in the AFC and ninth in the NFL with 132 points (franchise record by a rookie), connecting on 90.9% of his FGAs (30 of 33), which is the second-best mark in franchise history and second-best by a rookie kicker in NFL history...Hit all 42 of his PATs, establishing a single-season franchise record...Tucker kicked two game-winning FGs (11/25 at SD and 9/23 vs. NE) and became the Ravens' single-season leader of made FGs of 50-or-more yards (4)...Is the first rookie in NFL history to make 2 50-plus-yard FGs in two games (Greg Zuerlein - STL - became the second on 12/12/12)...One only of two rookie free agents (Deonte Thompson) to make the Ravens' 53-man opening-day roster

- Kicked his second-career game-winning FG (first in overtime) on a 38-yarder with 1:07 remaining in the 16-13 overtime victory in **game 11 at SD (11/25)**...Was 3-of-3 on FGAs (including a game-tying 38-yarder as time expired in regulation to tie the game) and was true on his lone PAT against the Chargers
- Posted a career-high 13 points, while connecting on a franchise-record 7 PATs and both his FGAs (48 and 34) as part of a franchise-record 55-point output in the victory in **game 9 vs. Oak. (11/11)**
- Was true on both FGAs (51 and 54 yards) and his lone PAT in **game 7 at Hou. (10/21)**...Became the Ravens' single-season leader in FGs made of 50-or-more yards (4)...Is the first rookie in NFL history to make 2 50-plus-yard FGs in two games
- Tied a career high, connecting on all 3 FGAs (28, 26 and 39) in the 9-6 victory over the Chiefs in **game 5 at KC (10/7)**...Also posted his first-career special teams tackle against the Chiefs
- Kicked his first game-winning FG (a 27-yarder as time expired), in the 31-30 victory in **game 3 vs. NE (9/23)**...Also connected on all 4 PATs against the Patriots
- Was true on on all 3 FGAs, including a career-long 56-yarder, and both PATs in **game 2 at Phi. (9/16)**...The 56-yard FG tied a Ravens' team record (Wade Richey)...Became the first rookie in NFL history to make 3 FGs of 48 yards or more in a single game
- Saw action in his first-career NFL game and connected on all 5 PATs and 3 FGAs (46, 40 and 39) in **game 1 vs. Cin. (9/10)**

CAREER HIGHLIGHTS:

- Connected on his first postseason game-winning FG (a 47-yarder) in double overtime for the 38-35 victory in the Divisional game at Den. (1/12/13)
- Kicked his second-career game-winning FG (first in overtime) on a 38-yarder with 1:07 remaining in extra time in the 16-13 overtime victory at SD (11/25/12)
- Connected on a franchise-record 7 PATs in the 55-20 victory vs. Oak. (11/11/12)
- Kicked his first game-winning FG (a 27-yarder as time expired), in the 31-30 victory vs. NE (9/23/12)
- Became the Ravens' single-season leader in FGs made of 50-or-more yards (4) as a rookie in 2012...Is the first rookie in NFL history to make 2 50-plus-yard FGs in two games (Greg Zuerlein - STL - became the second on 12/12/12)
- Connected on a franchise single-season-record 42 PATs in 2012
- Established a rookie-franchise-record with 132 points in 2012
- His 90.9% FG success rate (30-of-33) in 2012 was the second-best by a rookie kicker in NFL history

CAREER HONORS:

- *USA Today* All-Joe Team (players who are critical to their team, but don't receive Pro Bowl nods) in 2012

RAVENS 9 JUSTIN TUCKER

REGULAR SEASON

Year	Team	GP	FIELD GOALS				POINT AFTER TOUCHDOWNS			Points
			FG Made-Att.	Percent	LG	BLK	PAT Made-Att.	Percent	BLK	
2012	Baltimore	16	30-33	90.9	56	0	42-42	100.0	0	132
Totals		16	30-33	90.9	56	0	42-42	100.0	0	132

SPECIAL TEAMS TACKLES (1): 2012 (1)

CAREER SINGLE-GAME HIGHS (REGULAR SEASON)

SCORING:

Most Points Scored: 13 (11/11/12 vs. Oak.)

FIELD GOALS:

Number Attempted: 4 (12/23/12 vs. NYG)
 Number Made: 4 (12/23/12 vs. NYG)
 Longest Attempted: 56 (9/16/12 at Phi.)
 Longest Made: 56 (9/16/12 at Phi.)

PATs:

Number Attempted: 7 (11/11/12 vs. Oak.)
 Number Made: 7 (11/11/12 vs. Oak.)
 Consecutive PATs Made: 42 (9/10/12-current)

POSTSEASON

Year	Team	GP	FIELD GOALS				POINT AFTER TOUCHDOWNS			Points
			FG Made-Att.	Percent	LG	BLK	PAT Made-Att.	Percent	BLK	
2012	Baltimore	4	4-4	100.0	47	0	16-16	100.0	0	28
Totals		4	4-4	100.0	47	0	16-16	100.0	0	28

REGULAR SEASON

Year	Team	1-19	20-29	30-39	40-49	50+	Total	Percent
2012	Baltimore	0-0	8-8	8-8	10-13	4-4	30-33	90.9
Totals		0-0	8-8	8-8	10-13	4-4	30-33	90.9
Pcts.		0.0	100.0	100.0	76.9	100.0	90.9	

(playoff games in gold)

2012 GAME-BY-GAME (with Baltimore): (46, 40, 39); (56, 51, 48); (27); (45, 47WR); (28, 26, 39); (38); (51, 54); (43); (48, 34); (26, 41WR, 39); (43, 38, 38); (45, 23); 0; (45); (23, 21, 30, 29); (45WL, 49); (23); (47); 0; 19, 38

POSTSEASON

Year	Team	1-19	20-29	30-39	40-49	50+	Total	Percent
2012	Baltimore	1-1	1-1	1-1	1-1	0-0	4-4	100.0
Totals		1-1	1-1	1-1	1-1	0-0	4-4	100.0
Pcts.		100.0	100.0	100.0	100.0	0.0	100.0	

RAVENS RANTS: JUSTIN TUCKER

KICKER TUCK



Rookie free agent **K Justin Tucker** earned the 2012 kicking job after a training camp battle with veteran Billy Cundiff. A versatile performer who kicked in a variety of roles during his four seasons at Texas, Tucker excelled in his first season as a pro. He connected on 30 of his 33 FGAs, hitting 4 50+ FGs, which rank as a Ravens' single-season record. Producing 132 points (third most in team history and eighth in the NFL), his 90.9% success rate stands as the second-best mark in Ravens single-season history and also second by a rookie kicker in NFL history.

JUSTIN TUCKER FIELD GOALS (2012 NFL Season)

Year	1-19	20-29	30-39	40-49	50+	Total	Pct.	LG	PAT	Pts
2012	0-0	8-8	8-8	10-13	4-4	30-33	90.9	56	42-42	132

BEST FIELD GOAL PERCENTAGE (2012 NFL Season)

Rk.	Player (Team)	FGM-FGA	Pct.
1.	Kai Forbath (Was.)	17-18	94.4
2.	Dan Bailey (Dal.)	29-31	93.5
	Phil Dawson (Cle.)	29-31	93.5
4.	Blair Walsh (Min.)	35-38	92.1
5.	S. Janikowski (Oak.)	31-34	91.2
6.	Justin Tucker (Bal.)	30-33	90.9

KICK IT OFF

Rookie **K Justin Tucker**, signed by the Ravens as a free agent in May, was very strong with his kickoffs this season, producing the NFL's fifth-most touchbacks (49). Additionally, his 69.5 yards per kickoff ranks No. 1 in the NFL during the 2012 campaign.

NFL KICKOFF TOUCHBACKS (2012 Season)

Rk.	Player	KO	TB	Pct.	Yds.	Avg.	Ret.
1.	Matt Prater	98	65	66.3	6,305	64.3	33
2.	Michael Koenen	85	58	68.2	5,704	67.1	27
3.	Blair Walsh	86	53	61.6	5,858	68.1	33
4.	Stephen Gostkowski	110	52	47.3	7,200	65.5	59
5.	Justin Tucker	85	49	57.6	5,909	69.5	36

DIVISIONAL: NOTE VS. BRONCOS

TUCKER CLUTCH ... AGAIN

• Rookie **K Justin Tucker** kicked his 3rd game-winning FG of the 2012 season, booting the Ravens to victory with a 47-yarder in 2OT. The kick tied (NYG's Lawrence Tynes, 1/20/08 vs. GB) for the second-longest OT game-winner since 1991.

TUCKER'S NFL NUMBERS

3

Game-winning FGs by **K Justin Tucker**, including Week 3's 27-yarder vs. NE, a 38-yard OT winner in Week 12 at SD and the Divisional playoff win's 47-yarder in 2OT at Denver.

51, 51, 54, 56

FG longs by Tucker in 2012. He had two games where he connected on dual 50+ FGs (Week 2 at Phi. & Week 7 at Hou.), making him one of 10 players in NFL history and the first rookie (Greg Zuerlein became the second on 12/2/12) to accomplish the feat.

132

Points by Tucker in 2012, eighth most in the NFL in 2012.

ROOKIE TUCKER'S SUPERB SEASON

Producing 132 points (third most in team history and eighth in the NFL), rookie **K Justin Tucker** made 30 of 33 FGAs to post a 90.9% success rate. That stands as the second-best mark in Ravens single-season history and also second by a rookie kicker in NFL history.

BEST FIELD GOAL PERCENTAGE (2012 NFL Season)

Rk.	Player (Team)	FGM-FGA	Pct.
1.	Kai Forbath (Was.)	17-18	94.4
2.	Dan Bailey (Dal.)	29-31	93.5
	Phil Dawson (Cle.)	29-31	93.5
4.	Blair Walsh (Min.)	35-38	92.1
5.	S. Janikowski (Oak.)	31-34	91.2
6.	Justin Tucker (Bal.)	30-33	90.9

BEST FIELD GOAL PERCENTAGE / ROOKIES (NFL History)

Rk.	Player (Year)	FGM-FGA	Pct.
1.	Blair Walsh (2012)	35-38	92.1
2.	Justin Tucker (2012)	30-33	90.9
3.	Alex Henery (2011)	24-27	88.9
4.	Dan Bailey (2011)	32-37	86.5
5.	Ryan Succop (2009)	25-29	86.2
	Kris Brown (1999)	25-29	86.2

BEST FIELD GOAL PERCENTAGE (Ravens Single-Season History)

Rk.	Player (Year)	FGM-FGA	Pct.
1.	Matt Stover (2006)	28-30	93.3
2.	Justin Tucker (2012)	30-33	90.9
3.	Matt Stover (2004)	29-32	90.6
4.	Matt Stover (2000)	35-39	89.7
	Billy Cundiff (2010)	26-29	89.7
6.	Matt Stover (2005)	30-34	88.2

RAVENS 91 COURTNEY UPSHAW

REGULAR SEASON

Year	Team	GP	GS	TACKLES			SACKS		INTERCEPTIONS					FUMBLES		
				TT	Solo	Asst.	No.	Yards	No.	Yards	LG	TD	PD	FF	FR	Yards
2012	Baltimore	16	9	55	34	21	1.5	10.0	0	0	0	0	2	0	2	5
Totals		16	9	55	34	21	1.5	10.0	0	0	0	0	2	0	2	5

SPECIAL TEAMS TACKLES (5): 2012 (5)

CAREER SINGLE-GAME HIGHS (REGULAR SEASON)

Total Tackles: 6 2 times (last: 10/14/12 vs. Dal.)
Sacks: 1 (11/25/12 at SD)
Forced Fumbles: None
Passes Defensed: 1 (11/11/12 vs. Oak.)

Solo Tackles: 5 (9/16/12 at Phi.)
INTs: None
Fumble Recoveries: 1 2 times (last: 11/18/12 at Pit.)

Additional Statistics: Recorded a FF on special teams (12/9/12 at Was.)

POSTSEASON

Year	Team	GP	GS	TACKLES			SACKS		INTERCEPTIONS					FUMBLES		
				TT	Solo	Asst.	No.	Yards	No.	Yards	LG	TD	PD	FF	FR	Yards
2012	Baltimore	4	2	9	7	2	0.0	0.0	0	0	0	0	0	1	0	0
Totals		4	2	9	7	2	0.0	0.0	0	0	0	0	0	1	0	0

21

LARDARIUS WEBB

CORNERBACK/RETURN SPECIALIST | 5-10 | 182

COLLEGE: NICHOLLS STATE

HS: BEAUREGARD (OPELIKA, AL)

BORN: 10/12/85, OPELIKA, AL

EXP. (NFL/RAVENS): 4/4

GP/GS (PLAYOFFS): 51/25 (4/2)

2012 SEASON HIGHLIGHTS: Posted 25 tackles (24 solo), 6 PD, 1 FF, 1 FR and 1 INT before being placed on Injured Reserve (knee) on 10/16

- Started and played before injuring his knee in the second quarter in the 31-29 victory in **game 6 vs. Dal. (10/14)**
- Played in his 50th-career game and recorded 3 solo tackles, 1 PD and 1 INT (returned for 8 yards) for a defense that forced 4 turnovers in the victory over the Chiefs in **game 5 at KC (10/7)**
- Netted 6 solo tackles and tied for the team lead with 3 PD in the 23-16 victory in **game 4 vs. Cle. (9/27)**
- Netted 7 tackles (6 solo), 1 PD and 1 FF (recovered by the Ravens) for a defense that forced 4 turnovers in **game 2 at Phi. (9/16)**

CAREER HONORS:

- *USA Today* All-Joe Team (players who are critical to their team, but don't receive Pro Bowl nods) in 2011

CAREER HIGHLIGHTS:

- Led the Ravens with a career-high 20 PD and 5 INTs (tied for third in the AFC and eighth in the NFL) in 2011
- Scored his first-career PR-TD on a career-long 68-yarder at Cle. (12/4/11)
- Scored his first-career INT-TD on a 73-yard INT return 10/2/11 vs. NYJ
- Recorded his first-career INT (which he returned for 32 yards) vs. Mia. (11/7/10)
- Recorded 35 KORs for 918 yards (26.2 avg.), including a 95-yard TD, in 2009
- Tallied a career-high 4 PD vs. Cle. (12/24/11)

2012

GAME-BY-GAME DEFENSE

RAVENS

Date/Opp.	TT	Solo	Asst.	Sacks	INT	PD	FF	FR
9/10 vs. Cin.	7	7	0	0-0	0-0	1	0	1
9/16 @ Phi.	7	6	1	0-0	0-0	0	1	0
9/23 vs. NE	2	2	0	0-0	0-0	1	0	0
9/27 vs. Cle.	6	6	0	0-0	0-0	3	0	0
10/7 @ KC	3	3	0	0-0	1-8	1	0	0
10/14 vs. Dal.	0	0	0	0-0	0-0	0	0	0
10/21 @ Hou.	INJURED RESERVE - KNEE							
11/4 @ Cle.	INJURED RESERVE - KNEE							
11/11 vs. Oak.	INJURED RESERVE - KNEE							
11/18 @ Pit.	INJURED RESERVE - KNEE							
11/25 @ SD	INJURED RESERVE - KNEE							
12/2 vs. Pit.	INJURED RESERVE - KNEE							
12/9 @ Was.	INJURED RESERVE - KNEE							
12/16 vs. Den.	INJURED RESERVE - KNEE							
12/23 vs. NYG	INJURED RESERVE - KNEE							
12/30 @ Cin.	INJURED RESERVE - KNEE							
Totals	25	24	1	0-0	1-8	6	1	1

REGULAR SEASON

Year	Team	GP	GS	TACKLES			SACKS		INTERCEPTIONS					FUMBLES		
				TT	Solo	Asst.	No.	Yards	No.	Yards	LG	TD	PD	FF	FR	Yards
2009	Baltimore	14	4	36	25	11	1.0	4.0	0	0	0	0	6	0	0	0
2010	Baltimore	15	0	60	56	4	0.0	0.0	2	32	32	0	11	0	0	0
2011	Baltimore	16	15	68	55	13	1.0	5.5	*5	*81	73t	1	*20	1	0	0
2012	Baltimore	6	6	25	24	1	0.0	0.0	1	8	8	0	6	1	1	0
Totals		51	25	189	160	29	2.0	9.5	8	121	73t	1	43	2	1	0

*LED TEAM

SPECIAL TEAMS TACKLES (11): 2009 (11)

CAREER SINGLE-GAME HIGHS (REGULAR SEASON)

Total Tackles: 11 (9/11/11 vs. Pit.)
Solo Tackles: 9 3 times (last: 9/18/11 at Ten.)
Sacks: 1 (11/16/09 at Cle.)
INTs: 1 8 times (last: 10/7/12 at KC)
Forced Fumbles: 1 2 times (last: 9/16/12 at Phi.)
Fumble Recoveries: 1 (9/10/12 vs. Cin.)
Passes Defensed: 4 (12/24/11 vs. Cle.)

POSTSEASON

Year	Team	GP	GS	TACKLES			SACKS		INTERCEPTIONS					FUMBLES			
				TT	Solo	Asst.	No.	Yards	No.	Yards	LG	TD	PD	FF	FR	Yards	
2009	Baltimore	--	--	INJURED RESERVE - KNEE			--	--	--	--	--	--	--	--	--	--	--
2010	Baltimore	2	0	5	5	0	0.0	0.0	0	0	0	0	0	0	0	0	0
2011	Baltimore	2	2	10	8	2	0.0	0.0	3	1	1	0	5	0	0	0	
2012	Baltimore	--	--	INJURED RESERVE - KNEE			--	--	--	--	--	--	--	--	--	--	--
Totals		4	2	15	13	2	0.0	0.0	3	1	1	0	5	0	0	0	

63

BOBBIE WILLIAMS

GUARD | 6-4 | 345

COLLEGE: ARKANSAS

EXP. (NFL/RAVENS): 13/1

HS: JEFFERSON (TX)

GP/GS (PLAYOFFS): 164/136 (10/4)

BORN: 9/25/76, JEFFERSON, TX

2012 POSTSEASON HIGHLIGHTS: (GP/GS: 4/0) Saw action on special teams in the 34-31 victory in **Super Bowl XLVII vs. SF (2/3/13)**, the 28-13 victory in the **AFC Championship at NE (1/20/13)**, the 38-35 double-overtime win in the **Divisional game at Den. (1/12/13)** and the 24-9 victory in the **Wild Card game vs. Ind. (1/6/13)**

2012 SEASON HIGHLIGHTS: (GP/GS: 13/6) Saw action in 13 games, including 6 starts, helping post the Ravens score the most points (398) in franchise history and the second-most total yards (5,640) in team history (5,723 in 1996), including a career-high 3,817 passing yards by QB Joe Flacco and 1,143 yards and 9 TDs rushing by RB Ray Rice

- Started at LG , helping the Ravens out-gain the Bengals 352 to 189, including 206 yards and 2 TDs rushing, in **game 16 at Cin. (12/30)**
- Was a game-day inactive in the 33-14 victory in **game 15 vs. NYG (12/23)**
- Started at RG for an injured Marshal Yanda (ankle) in **game 14 vs. Den. (12/16)**
- Saw action from scrimmage (RG) for an injured Marshal Yanda (ankle) in **game 13 at Was. (12/9)**
- Saw action on special teams in **game 12 vs. Pit. (12/2)**
- Was a game-day inactive in the 16-13 overtime victory in **game 11 at SD (11/25)** and the 13-10 victory in **game 10 at Pit. (11/18)**
- Started at LG and helped the Ravens post a franchise-record 55 points while racking up 419 total yards, including 341 passing, in the 55-20 victory in **game 9 vs. Oak. (11/11)**
- Started at LG and helped the Ravens rush for 137 yards and 2 TDs (98 yards and 1 TD by Ray Rice) in the 25-15 victory in **game 8 at Cle. (11/4)**
- Started his first game as a Raven at LG, and helped protect QB Joe Flacco, who posted a 106.9 QB rating, while completing 65% of his passes (17 of 26) for 234 yards, 1 TD and no INTs in the 31-29 victory in **game 6 vs. Dal. (10/14)**...Also paved the way for RB Ray Rice to rush for 2 TDs against the Cowboys
- Saw action on special teams in **games 1-5**

CAREER HIGHLIGHTS:

- Twice helped the Bengals set club records for fewest sacks allowed – 17 in 2007 and 21 in 2005
- Helped pave the way for a Bengals' franchise-record 1,458 rushing yards by RB Cedric Benson in 2005
- Started 118 games with the Bengals, including 68 straight, from 2006-2010

CAREER HONORS:

- Voted by his teammates as the Bengals' Ed Block Courage Award recipient in 2009

29

CARY WILLIAMS

CORNERBACK | 6-1 | 190

COLLEGE: WASHBURN

HS: CHAMINADE-MADONNA (HOLLYWOOD, FL)

BORN: 12/23/84, MIAMI, FL

EXP. (NFL/RAVENS): 5/4

GP/GS (PLAYOFFS): 55/33 (10/6)

2012 POSTSEASON HIGHLIGHTS: Totaled 25 tackles (19 solo), 6 PD and 2 INTs for a defense that forced 10 turnovers in four playoff games

- Recorded 3 solo tackles and tied for the team lead with 2 PD for a defense that held the 49ers to 22% on third down (2-of-9) in the 34-31 victory in **Super Bowl XLVII vs. SF (2/3/13)**
- Posted 6 tackles, 1 PD and a game-sealing INT in the end zone, (with 1:06 remaining) in the 28-13 victory in the **AFC Championship at NE (1/20/13)**
- Recorded 6 tackles and a PD for a defense that forced 3 turnovers and allowed just 3.0 yards per rushing attempt in the 38-35 double-overtime win in the **Divisional game at Den. (1/12/13)**
- Started and finished second on the team with 10 tackles, tied for the team lead with 2 PD, and pulled in his first-career postseason INT (returned for 41 yards) in the 24-9 victory in the **Wild Card game vs. Ind. (1/6/13)**

2012 SEASON HIGHLIGHTS: Was one of two players on defense (S Ed Reed) to start all 16 games, recording a career-high 75 tackles, as well as leading the team with a career-high 17 PD and tied for the team lead (Reed) with 4 INTs, including one he returned 63 yards for his first-career TD...Also posted his first-career sack

- Tied for second on the team with 8 tackles and recorded his first-career sack (-9 yards) in **game 7 at Hou. (10/21)**
- Totaled 5 solo tackles, 2 PD and posted an INT in his third-consecutive game in the 31-29 victory in **game 6 vs. Dal. (10/14)**
- Posted his first-career INT, which he returned 63 yards for his first-career TD, in the 23-16 victory in **game 4 vs. Cle. (9/27)**... Also recorded 3 solo tackles against the Browns
- Tied for the team lead (Ray Lewis) with a career-high 10 tackles (all solo) in the 31-30 victory in **game 3 vs. NE (9/23)**

CAREER HIGHLIGHTS:

- Recorded his first-career sack (-9 yards) at Hou. (10/21/12)
- Posted his first-career INT, which he returned 63 yards for his first-career TD, in the 23-16 victory vs. Cle. (9/27/12)
- Recorded a career-high 4 PD vs. Cin. (11/20/11)
- Posted a career-high 9 total tackles and had a PD from scrimmage at NE (10/18/09) while playing for Tennessee

2012

GAME-BY-GAME DEFENSE

RAVENS

Date/Opp.	TT	Solo	Asst.	Sacks	INT	PD	FF	FR
9/10 vs. Cin.	6	6	0	0-0	0-0	2	0	0
9/16 @ Phi.	2	2	0	0-0	0-0	0	0	0
9/23 vs. NE	10	10	0	0-0	0-0	0	0	0
9/27 vs. Cle.	3	3	0	0-0	*1-63	1	0	0
10/7 @ KC	4	3	1	0-0	1-1	1	0	0
10/14 vs. Dal.	5	5	0	0-0	1-0	2	0	0
10/21 @ Hou.	8	8	0	1-9	0-0	0	0	0
11/4 @ Cle.	6	6	0	0-0	1-26	1	0	0
11/11 vs. Oak.	4	3	1	0-0	0-0	2	0	0
11/18 @ Pit.	1	0	1	0-0	0-0	1	0	0
11/25 @ SD	3	3	0	0-0	0-0	1	0	0
12/2 vs. Pit.	5	5	0	0-0	0-0	1	0	0
12/9 @ Was.	5	2	3	0-0	0-0	1	0	0
12/16 vs. Den.	7	7	0	0-0	0-0	2	0	0
12/23 vs. NYG	5	4	1	0-0	0-0	2	0	0
12/30 @ Cin.	1	0	1	0-0	0-0	0	0	0
Totals	75	67	8	1-9	4-90	17	0	0

Playoffs

1/6/13 vs. Ind.	10	8	2	0-0	1-41	2	0	0
1/12/13 @ Den.	6	5	1	0-0	0-0	1	0	0
1/20/13 @ NE	6	3	3	0-0	1-0	1	0	0
2/3/13 @ SF	3	3	0	0-0	0-0	2	0	0
Totals	25	19	6	0-0	2-41	6	0	0

*Returned his first-career INT 63 yards for his first-career TD

RAVENS 29 CARY WILLIAMS

REGULAR SEASON

Year	Team	GP	GS	TACKLES			SACKS		INTERCEPTIONS					FUMBLES			
				TT	Solo	Asst.	No.	Yards	No.	Yards	LG	TD	PD	FF	FR	Yards	
2008	Tennessee	1	0	0	0	0	0.0	0.0	0	0	0	0	0	0	0	0	0
2009	Ten./Bal.	9	1	13	7	6	0.0	0.0	0	0	0	0	1	0	0	0	
2010	Baltimore	13	0	0	0	0	0.0	0.0	0	0	0	0	0	0	0	0	
2011	Baltimore	16	16	77	61	16	0.0	0.0	0	0	0	0	18	2	0	0	
2012	Baltimore	16	16	75	67	8	1.0	9.0	*4	*90	63t	1	*17	0	0	0	
Totals		55	33	165	135	30	1.0	9.0	4	90	63t	1	36	2	0	0	

*LED TEAM

SPECIAL TEAMS TACKLES (11): 2008 (0); 2009 (5); 2010 (6)

CAREER SINGLE-GAME HIGHS (REGULAR SEASON)

Total Tackles: 10 (9/23/12 vs. NE)
Sacks: 1 (10/21/12 at Hou.)
Forced Fumbles: 1 2 times (last: 12/18/11 at SD)
Passes Defensed: 4 (11/20/11 vs. Cin.)

Solo Tackles: 10 (9/23/12 vs. NE)
INTs: 1 4 times (last: 11/4/12 at Cle.)
Fumble Recoveries: None

Additional Statistics: Has a pass reception for 13 yards, off a fake punt (11/7/10 vs. Mia.)

POSTSEASON

Year	Team	GP	GS	TACKLES			SACKS		INTERCEPTIONS					FUMBLES		
				TT	Solo	Asst.	No.	Yards	No.	Yards	LG	TD	PD	FF	FR	Yards
2009	Baltimore	2	0	0	0	0	0.0	0.0	0	0	0	0	0	0	0	0
2010	Baltimore	2	0	0	0	0	0.0	0.0	0	0	0	0	0	0	0	0
2011	Baltimore	2	2	10	5	5	0.0	0.0	0	0	0	0	0	0	0	0
2012	Baltimore	4	4	25	19	6	0.0	0.0	2	41	41	0	6	0	0	0
Totals		10	6	35	24	11	0.0	0.0	2	41	41	0	6	0	0	0

15

LAQUAN WILLIAMS

WIDE RECEIVER | 6-0 | 195

COLLEGE: MARYLAND

HS: BALTO. POLYTECHNIC INST. (BALTIMORE, MD)

BORN: 6/27/88, BALTIMORE, MD

EXP. (NFL/RAVENS): 2/2

GP/GS (PLAYOFFS): 23/0 (2/0)

2012 SEASON HIGHLIGHTS: Saw action in 11 games, recording a career-high 5 special teams tackles before being placed on Injured Reserve (thigh) on 12/26

- Netted a solo special teams tackle and saw action from scrimmage in the 55-20 victory in **game 9 vs. Oak. (11/11)**
- Posted a solo special teams tackle in the 25-15 victory in **game 8 at Cle. (11/4)**
- Saw action on special teams in **games 6 and 7**
- Played in his first game of the season and posted a solo special teams tackle in the victory over the Chiefs in **game 5 at KC (10/7)**
- Was a game-day inactive in **games 1-4**

CAREER HIGHLIGHTS:

- Established career highs with 2 receptions for 28 yards in the 23-20 win at Pit. (11/6/11)
- Pulled in his first-career reception at STL (9/25/11)
- Saw action in his first-career NFL game vs. Pit. (9/11/11)
- Was one of two rookie free agents (OLB Michael McAdoo) to make the Ravens' 53-man opening-day roster in 2011

2012

GAME-BY-GAME OFFENSE

RAVENS Date/Opp.	RECEIVING				RUSHING					
	No.	Yds.	Avg.	LG	TD	No.	Yds.	Avg.	LG	TD
9/10 vs. Cin.	INACTIVE									
9/16 @ Phi.	INACTIVE									
9/23 vs. NE	INACTIVE									
9/27 vs. Cle.	INACTIVE									
10/7 @ KC	0	0	0.0	0	0	0	0.0	0	0	0
10/14 vs. Dal.	PLAYED ON SPECIAL TEAMS									
10/21 @ Hou.	PLAYED ON SPECIAL TEAMS									
11/4 @ Cle.	PLAYED ON SPECIAL TEAMS									
11/11 vs. Oak.	0	0	0.0	0	0	0	0.0	0	0	0
11/18 @ Pit.	PLAYED ON SPECIAL TEAMS									
11/25 @ SD	PLAYED ON SPECIAL TEAMS									
12/2 vs. Pit.	PLAYED ON SPECIAL TEAMS									
12/9 @ Was.	PLAYED ON SPECIAL TEAMS									
12/16 vs. Den.	PLAYED ON SPECIAL TEAMS									
12/23 vs. NYG	PLAYED ON SPECIAL TEAMS									
12/30 @ Cin.	INJURED RESERVE - THIGH									
Totals	0	0	0.0	0	0	0	0.0	0	0	0
Playoffs										
1/6/13 vs. Ind.	INJURED RESERVE - THIGH									
1/12/13 @ Den.	INJURED RESERVE - THIGH									
1/20/13 @ NE	INJURED RESERVE - THIGH									
2/3/13 @ SF	INJURED RESERVE - THIGH									
Totals	0	0	0.0	0	0	0	0.0	0	0	0

2012

GAME-BY-GAME SPECIAL TEAMS TACKLES

RAVENS Date/Opp.	TT	Solo	Asst.	FF	FR	BK
9/10 vs. Cin.	INACTIVE					
9/16 @ Phi.	INACTIVE					
9/23 vs. NE	INACTIVE					
9/27 vs. Cle.	INACTIVE					
10/7 @ KC	1	1	0	0	0	0
10/14 vs. Dal.	0	0	0	0	0	0
10/21 @ Hou.	0	0	0	0	0	0
11/4 @ Cle.	1	1	0	0	0	0
11/11 vs. Oak.	1	1	0	0	0	0
11/18 @ Pit.	0	0	0	0	0	0
11/25 @ SD	0	0	0	0	0	0
12/2 vs. Pit.	0	0	0	0	0	0
12/9 @ Was.	1	0	1	0	0	0
12/16 vs. Den.	1	1	0	0	0	0
12/23 vs. NYG	0	0	0	0	0	0
12/30 @ Cin.	INJURED RESERVE - THIGH					
Totals	5	4	1	0	0	0
Playoffs						
1/6/13 vs. Ind.	INJURED RESERVE - THIGH					
1/12/13 @ Den.	INJURED RESERVE - THIGH					
1/20/13 @ NE	INJURED RESERVE - THIGH					
2/3/13 @ SF	INJURED RESERVE - THIGH					
Totals	0	0	0	0	0	0

REGULAR SEASON

Year	Team	GP	GS	RECEIVING					RUSHING				
				No.	Yards	Avg.	LG	TD	No.	Yards	Avg.	LG	TD
2011	Baltimore	12	0	4	46	11.5	15	0	0	0	0.0	0	0
2012	Baltimore	11	0	0	0	0.0	0	0	0	0	0.0	0	0
Totals		23	0	4	46	11.5	15	0	0	0	0.0	0	0

SPECIAL TEAMS TACKLES (9): 2011 (4); 2012 (5)

CAREER SINGLE-GAME HIGHS (REGULAR SEASON)

RECEIVING	RUSHING
Receptions:	Carries:
2 (11/6/11 at Pit.)	None
Yardage:	Yardage:
28 (11/6/11 at Pit.)	None
Long Gain:	Long Gain:
15 (11/6/11 at Pit.)	None
Touchdowns:	Touchdowns:
None	None

POSTSEASON

Year	Team	GP	GS	RECEIVING					RUSHING				
				No.	Yards	Avg.	LG	TD	No.	Yards	Avg.	LG	TD
2011	Baltimore	2	0	0	0	0.0	0	0	0	0	0.0	0	0
2012	Baltimore	--	--	INJURED RESERVE - THIGH					--	--	--	--	--
Totals		2	0	0	0	0.0	0	0	0	0	0.0	0	0

73

MARSHAL YANDA

GUARD/TACKLE | 6-3 | 315

COLLEGE: IOWA

HS: ANAMOSA (IA)

BORN: 9/15/84, CEDAR RAPIDS, IA

EXP. (NFL/RAVENS): 6/6

GP/GS (PLAYOFFS): 83/72 (10/10)

2012 POSTSEASON HIGHLIGHTS: (GP/GS: 4/4) Helped the Ravens average 410.3 yards per game in four playoff contests... Also protected QB Joe Flacco, allowing him to become the second player in NFL history (Joe Montana - 1989) to throw 11 TDs and 0 INTs during the playoffs

- Started at RG and helped the Ravens produce 367 yards, including 287 yards passing and 3 TDs by Flacco (who was named MVP), in the 34-31 victory in **Super Bowl XLVII vs. SF (2/3/13)**
- Started at RG and helped the Ravens produce 356 total yards in the 28-13 victory in the **AFC Championship at NE (1/20/13)**... The Ravens scored TDs on all 4 red zone appearances, including going 3-for-3 in goal-to-go situations against the Patriots
- Started at RG and helped the Ravens gain a postseason franchise-record 479 yards of total offense, including helping QB Joe Flacco post playoff franchise-records in yards (331) and passing TDs (3), with no INTs for a 116.2 QB rating in the 38-35 double-overtime win in the **Divisional game at Den. (1/12/13)**
- Started at RG and helped the Ravens gain a franchise-record 439 yards of total offense, including helping QB Joe Flacco earn a postseason franchise-record 125.6 QB rating (12-of-23 for 282 yards and 2 TDs) in the **Wild Card game vs. Ind. (1/6/13)**

2012 SEASON HIGHLIGHTS: (GP/GS: 14/14) Named to his second-consecutive Pro Bowl (starter) after starting 14 games at RG (missed game 14 with an ankle injury and game 16, coaches decision)...Helped the Ravens score the most points (398) in franchise history and post the second-most total yards (5,640) in team history (5,723 in 1996), including a career-high 3,817 passing yards by QB Joe Flacco and 1,143 yards and 9 TDs rushing by RB Ray Rice

- Started at RG after missing the previous game with an ankle injury) and helped the offense post a season-high 533 yards (224 rushing and 309 passing), the third-highest output in team history, in the 33-14 victory in **game 15 vs. NYG (12/23)**... Also helped two backs rush for 100 yards (Ray Rice - 107 and Bernard Pierce - 123) in the same game for the second time in team history (Le'Ron McClain - 139 and Willis McGahee - 108 on 12/20/08 at Dal.)
- Was a game-day inactive (ankle) in **game 14 vs. Den. (12/16)**
- Started at RG and helped pave the way for 443 total yards by the Ravens, including 355 yards and 1 TD passing by Flacco, in the 16-13 overtime victory in **game 11 at SD (11/25)**...The Ravens overcame a 13-3 deficit in the fourth quarter to tie the game with a FG as time expired...Ravens drove 69 yards in 12 plays on their second possession of overtime to kick a 38-yard game-winning FG with 1:07 left in the extra period
- Started at RG and helped the Ravens post a franchise-record 55 points while racking up 419 total yards, including 341 passing, in the 55-20 victory in **game 9 vs. Oak. (11/11)**
- Started at RG and helped the Ravens produce 503 total yards (third-highest total in franchise history), including 382 yards and 3 TDs through the air by Flacco, in **game 3 vs. NE (9/23)**... The Ravens had four scoring drives of 80 yards or more and did not allow a sack against the Patriots

CAREER HIGHLIGHTS:

- Helped the Ravens establish a franchise record for points with 398, as well as gaining 5,640 total yards (second-highest total in franchise history) in 2012
- Helped set a record for most TDs scored (47) in 2009...Ravens also added a team-record 22 rushing TDs
- Helped the Ravens rush for 2,200 yards, including 1,339 yards (third-highest total in franchise history) by RB Ray Rice, who finished second in the NFL in yards from scrimmage (2,041) and became just the second player in franchise history (Jamal Lewis - 2,271 in 2003) to gain 2,000 yards from scrimmage in 2009

CAREER HONORS:

- Two-time Pro Bowler (2011-12)
- *Associated Press* second-team All-Pro (2011-12)
- *PFW/PFWA* first-team All-Pro (2012) *Pro Football Weekly* mid-season All-Pro (2012)
- *Sports Illustrated* (Peter King) All-Pro Team (2010-12)



— RAVENS RECORDS —

(Regular Season & Postseason)

- Service/Scoring
- Passing
- Receiving
- Rushing
- Interceptions
- Tackles/Sacks/Fumbles
- Punt Returns
- Kickoff Returns
- Punting
- Combined/Scrimmage Yards
- Team Records
- Opponent Single-Game Bests

SERVICE/SCORING RECORDS

SERVICE RECORDS

MOST COMPLETE SEASONS

17	Ray Lewis (1996-2012)
13	Matt Stover (1996-2008)
12	Jonathan Ogden (1996-2007)
11	Ed Reed (2002-2012)
	Mike Flynn (1997-2007)

MOST CONSECUTIVE STARTS

80	Joe Flacco (2008-present)
	Jarret Johnson (2007-11)
73	Michael McCrary (1997-2001)
	Jamie Sharper (1997-2001)
64	Matt Birk (2009-present)
	Michael Oher (2009-present)
	Rod Woodson (1998-2001)

MOST GAMES PLAYED

228	Ray Lewis (1996-2012)
207	Matt Stover (1996-2008)
177	Jonathan Ogden (1996-2007)
160	Ed Reed (2002-12)
149	Terrell Suggs (2003-12)
143	Jarret Johnson (2003-11)

MOST CONSECUTIVE GAMES PLAYED

129	Jarret Johnson (2003-11)
112	Sam Koch (2006-present)
111	Peter Boulware (1997-2003)
110	Matt Stover (2002-08)
105	Terrell Suggs (2003-09)
97	Matt Stover (1996-2002)

SCORING RECORDS

MOST POINTS SCORED

CAREER	
1,464	Matt Stover (402 PATs, 354 FGs), 1996-2008
294	Billy Cundiff (96 PATs, 66 FGs), 2009-11
284	Jamal Lewis (47 TDs, 1 2-pt), 2000-06

SEASON

135	Matt Stover (30 PATs, 35 FGs), 2000
134	Matt Stover (35 PATs, 33 FGs), 2003
132	Justin Tucker (42 PATs, 30 FGs), 2012

GAME

24	Marcus Robinson (11/23/03 vs. Sea.), 4 TDs
18	Ray Rice (10/30/11 vs. Ari.), 3 TDs
	Torrey Smith (9/25/11 at STL), 3 TDs
	Anquan Boldin (9/26/10 vs. Cle.), 3 TDs
	Willis McGahee (1/3/10 at Oak.), 3 TDs
	Jamal Lewis (twice, 11/19/06 vs. Atl.; 12/7/03 vs. Cin.), 3 TDs
	Matt Stover (9/21/97 at Ten.), 5 FGs, 3 PATs
	Qadry Ismail (12/12/99 at Pit.), 3 TDs
	Jermaine Lewis (12/7/97 vs. Sea.), 3 TDs
	Michael Jackson (12/22/96 vs. Hou.), 3 TDs

MOST POINTS BY A ROOKIE

SEASON

132	Justin Tucker (2012), 30 FGs, 42 PATs
42	Torrey Smith (2011), 7 TDs
38	Jamal Lewis (2000), 6 TDs, 1 (2-pt.)
26	Clarence Moore (2004), 4 TDs, 1 (2-pt.)

GAME

18	Torrey Smith (9/25/11 at STL), 3 TDs
15	Justin Tucker (12/23/12 vs. NYG), 4 FGs, 3 PATs
14	Justin Tucker (9/10/12 vs. Cin.), 3 FGs, 5 PATs
13	Justin Tucker (11/11/12 vs. Oak), 2 FGs, 7 PATs
12	Clarence Moore (twice, 12/12/04 vs. NYG; 11/14/04 at NYJ), 2 TDs
	Jamal Lewis (11/26/00 vs. Cle.), 2 TDs
	Travis Taylor (9/10/00 vs. Jax.), 2 TDs

MOST CONSECUTIVE GAMES SCORING

92	Matt Stover (9/30/02-12/16/07)
----	--------------------------------

MOST TOUCHDOWNS

CAREER

47	Jamal Lewis (2000-06), 45 rush, 2 rec.
41	Todd Heap (2001-10), 41 rec.
39	Ray Rice (2008-12), 33 rush, 6 rec.
35	Willis McGahee (2007-10), 31 rush, 4 rec.

SEASON

15	Ray Rice (2011), 12 rush, 3 rec.
14	Willis McGahee (2009), 12 rush, 2 rec.
	Jamal Lewis (2003), 14 rush
	Michael Jackson (1996), 14 rec.
11	LeRon McClain (2008), 10 rush, 1 rec.

GAME

4	Marcus Robinson (vs. Sea., 11/23/03), 4 rec.
3	Ray Rice (10/30/11 vs. Ari.), 3 rush
	Torrey Smith (9/25/11 at STL), 3 rec.
	Anquan Boldin (9/26/10 vs. Cle.), 3 rec.
	Willis McGahee (at Oak., 1/3/10), 3 rush
	Jamal Lewis (twice, vs. Atl., 11/19/06; vs. Cin., 12/7/03), 3 rush
	Qadry Ismail (12/12/99 at Pit.), 3 rec.
	Jermaine Lewis (12/7/97 vs. Sea.), 2 PR, 1 rec.
	Michael Jackson (12/22/96 vs. Hou.), 3 rec.

MOST TOUCHDOWNS, ROOKIE SEASON

7	Torrey Smith (2011), 7 rec.
6	Jamal Lewis (2000), 6 rush
4	Clarence Moore (2004), 4 rec.

MOST CONSECUTIVE GAMES SCORING A TD

7	Willis McGahee, 2007 (games 6-12)
5	Ray Rice, 2009 (games 5-9)
	Michael Jackson, 1996 (games 7-11)
4	Willis McGahee, 2009 (games 1-4)
	Jamal Lewis, 2003 (games 1-4)

MOST (KICKING) PAT ATTEMPTED

CAREER

403	Matt Stover (1996-2008)
96	Billy Cundiff (2009-11)

SEASON

42	Justin Tucker (2012)
41	Matt Stover (2008)
39	Billy Cundiff (2010)

GAME

7	Justin Tucker (11/11/12 vs. Oak.)
6	Billy Cundiff (12/13/09 vs. Det.)
	Matt Stover (12/19/05 vs. GB)

MOST (KICKING) PAT MADE

CAREER

402	Matt Stover (1996-2008)
96	Billy Cundiff (2009-11)

SEASON

42	Justin Tucker (2012)
41	Matt Stover (2008)
39	Billy Cundiff (2010)

GAME

7	Justin Tucker (11/11/12 vs. Oak.)
6	Billy Cundiff (12/13/09 vs. Det.)
	Matt Stover (12/19/05 vs. GB)

MOST CONSECUTIVE (KICKING) PAT MADE

389	Matt Stover (10/27/96-12/28/09)
-----	---------------------------------

HIGHEST (KICKING) PAT PERCENTAGE

CAREER (MIN. 40 ATT.)

1.000	Justin Tucker (2012, 42 of 42)
1.000	Billy Cundiff (2009-11, 96 of 96)
.998	Matt Stover (1996-2008, 402 of 403)

MOST 2-POINT CONVERSIONS

CAREER

5	Todd Heap (2001-10)
3	Michael Jackson (1996-98)

SEASON

*4	Todd Heap (2003)
2	Floyd Turner (1998), Michael Jackson (1996)

GAME

**2	Todd Heap (10/19/03 at Cin.)
	Michael Jackson (10/6/96 vs. NE)

MOST FIELD GOALS ATTEMPTED

CAREER

418	Matt Stover (1996-2008)
83	Billy Cundiff (2009-11)

SEASON

39	Matt Stover (2000)
38	Matt Stover (2003)

GAME

6	Billy Cundiff (11/22/09 vs. Ind.)
	Matt Stover (9/21/97 at Ten.)

MOST FIELD GOALS MADE

CAREER

354	Matt Stover (1996-2008)
66	Billy Cundiff (2009-11)

* NFL Record

** Ties NFL Record

SEASON

35	Matt Stover (2000)
33	Matt Stover (2003)
30	Justin Tucker (2012)
	Matt Stover (2005, 2001)

GAME

5	Billy Cundiff (10/16/11 vs. Hou.)
	Billy Cundiff (11/22/09 vs. Ind.)
	Matt Stover (10/14/07 vs. STL)
	Matt Stover (10/8/00 at Jax.)
	Matt Stover (12/26/99 vs. Cin.)
	Matt Stover (9/21/97 at Ten.)

MOST CONSECUTIVE FIELD GOALS MADE

36	Matt Stover (10/31/05-11/19/06)
22	Matt Stover (11/7/99-9/17/00)

MOST FIELD GOALS, 1 QUARTER

3	Matt Stover (11/18/07 vs. Cle. - 4th qrt)
	Matt Stover (9/17/06 vs. Oak. - 1st qrt)
	Matt Stover (10/31/05 at Pit. - 4th qrt)
	Matt Stover (11/7/04 vs. Cle. - 2nd qrt)
	Matt Stover (10/26/03 vs. Den. - 2nd qrt)
	Matt Stover (1/7/02 vs. Min. - 2nd qrt)
	Matt Stover (12/26/99 vs. Cin. - 2nd qrt)
	Matt Stover (11/24/96 vs. Jax. - 2nd qrt)

MOST CONSECUTIVE GAMES SCORING FGS

*38	Matt Stover (10/31/99 - 12/16/01)
-----	-----------------------------------

LONGEST FIELD GOAL MADE

56	Justin Tucker (9/16/12 at Phi.)
	Wade Richey (9/14/03 vs. Cle.)
54	Justin Tucker (10/21/12 at Hou.)
	Steve Hauschka (11/9/08 at Hou.)

LONGEST FIELD GOAL ATTEMPTED

56	Justin Tucker (9/16/12 at Phi.)
	Billy Cundiff (11/29/09 vs. Pit.)
	Wade Richey (9/14/03 vs. Cle.)
55	J.R. Jenkins (9/15/02 vs. TB)

HIGHEST FIELD GOAL PERCENTAGE

CAREER (MIN. 50 ATT.)

84.7	Matt Stover (1996-2008), 354 of 418
79.5	Billy Cundiff (2009-11), 66 of 83

SEASON (MIN. 16 ATT.)

93.3	Matt Stover (2006), 28-30
90.9	Justin Tucker (2012), 30-33
90.6	Matt Stover (2004), 29-32
89.7	Billy Cundiff (2010), 26-29
	Matt Stover (2000), 35-39

MOST SAFETIES

CAREER

2	Jameel McClain (2008-11)
1	Ray Lewis (1996-2011)
	Ed Reed (2002-11)
	Rob Burnett (1996-2001)
	Michael McCrary (1997-2002)
	Adalius Thomas (2000-06)

SEASON

2	Jameel McClain (2008)
1	Ed Reed (2006)
	Ray Lewis (1999)
	Adalius Thomas (2006)
	Michael McCrary (2000)
	Rob Burnett (1998)

GAME

1	7 times, last by Jameel McClain (11/23/08 vs. Phi.)
---	--



ALL-TIME SCORING

RK	NAME (SEASONS)	-----TOUCHDOWNS-----				-----PATS-----		--FIELD GOALS--		2PT	S	PTS
		TOTAL	RUN	REC	RET	MADE	ATT	MADE	ATT			
1	Matt Stover (1996-2008)	0	0	0	0	402	403	354	418	0	0	1,464
2	Billy Cundiff (2009-11)	0	0	0	0	96	96	66	83	0	0	294
3	Jamal Lewis (2000-06)	47	45	2	0	0	0	0	0	1	0	284
4	Todd Heap (2001-10)	41	0	41	0	0	0	0	0	5	0	256
5	Ray Rice (2008-12)	39	33	6	0	0	0	0	0	0	0	234
6	Willis McGahee (2007-10)	35	31	4	0	0	0	0	0	0	0	210
7	Derrick Mason (2005-10)	29	0	29	0	0	0	0	0	1	0	176
8	Jermaine Lewis (1996-2001)	22	0	16	6	0	0	0	0	0	0	132
	Justin Tucker (2012)	0	0	0	0	42	42	30	33	0	0	132
10	Michael Jackson (1996-98)	18	0	18	0	0	0	0	0	3	0	114
11	Derrick Alexander (1996-97)	18	0	18	0	0	0	0	0	1	0	110
	Qadry Ismail (1999-2001)	18	0	18	0	0	0	0	0	1	0	110
13	Torrey Smith (2011-12)	15	0	15	0	0	0	0	0	0	0	90
	Travis Taylor (2000-04)	15	0	15	0	0	0	0	0	0	0	90
15	Anquan Boldin (2010-12)	14	0	14	0	0	0	0	0	1	0	86
16	Mark Clayton (2005-09)	14	2	12	0	0	0	0	0	0	0	84
	Le'Ron McClain (2007-10)	14	12	2	0	0	0	0	0	0	0	84
18	Ed Reed (2002-12)	13	0	0	13	0	0	0	0	0	1	80
19	Priest Holmes (1997-2000)	11	10	1	0	0	0	0	0	0	0	66
20	Dennis Pitta (2010-12)	10	0	10	0	0	0	0	0	0	0	60
21	Steve Hauschka (2008-09)	0	0	0	0	27	28	10	15	0	0	57
22	Bam Morris (1996-97)	9	8	1	0	0	0	0	0	0	0	54
23	Patrick Johnson (1998-2001, 2005)	8	0	7	1	0	0	0	0	0	0	48
	Daniel Wilcox (2004-08)	8	0	8	0	0	0	0	0	0	0	48
25	Floyd Turner (1996, 1998)	7	0	7	0	0	0	0	0	2	0	46
26	Chester Taylor (2002-05)	7	4	3	0	0	0	0	0	1	0	44
27	Joe Flacco (2008-12)	7	7	0	0	0	0	0	0	0	0	42
	Eric Green (1996-98)	7	0	7	0	0	0	0	0	0	0	42
	Chris McAlister (1999-2008)	7	0	7	0	0	0	0	0	0	0	42
	Errict Rhett (1998-99)	7	5	2	0	0	0	0	0	0	0	42
	Shannon Sharpe (2000-01)	7	0	7	0	0	0	0	0	0	0	42
	Brandon Stokley (1999-2002)	7	0	7	0	0	0	0	0	0	0	42
33	Ed Dickson (2010-12)	6	0	6	0	0	0	0	0	0	0	36
	Marcus Robinson (2003-03)	6	0	6	0	0	0	0	0	0	0	36
35	Earnest Byner (1996-97)	5	4	1	0	0	0	0	0	1	0	32
	Clarence Moore (2004-06)	5	0	5	0	0	0	0	0	1	0	32
	Adalius Thomas (2000-06)	5	0	0	5	0	0	0	0	0	1	32
38	Jason Brookins (2001)	5	5	0	0	0	0	0	0	0	0	30
	Terry Jones (2002-05)	5	0	5	0	0	0	0	0	0	0	30
	Rod Woodson (1998-2001)	5	0	0	5	0	0	0	0	0	0	30
41	Justin Armour (1999)	4	0	4	0	0	0	0	0	0	0	24
	Obafemi Ayanbadejo (1999-2001)	4	2	2	0	0	0	0	0	0	0	24
	Randy Hymes (2002-05)	4	0	4	0	0	0	0	0	0	0	24
	Jacoby Jones (2012)	4	0	1	3	0	0	0	0	0	0	24
	Alan Ricard (2001-05)	4	2	0	2	0	0	0	0	0	0	24
	Musa Smith (2003-07)	4	4	0	0	0	0	0	0	0	0	24
	Demetrius Williams (2006-09)	4	0	4	0	0	0	0	0	0	0	24
48	Ray Lewis (1996-2012)	3	0	0	3	0	0	0	0	0	1	20
49	Terry Allen (2001)	3	3	0	0	0	0	0	0	0	0	18
	Stoney Case (1999)	3	3	0	0	0	0	0	0	0	0	18
	Devard Darling (2004-07)	3	0	3	0	0	0	0	0	0	0	18
	Yamon Figurs (2007-08)	3	0	1	2	0	0	0	0	0	0	18
	T.J. Houshmandzadeh (2010)	3	0	3	0	0	0	0	0	0	0	18
	Dawan Landry (2006-10)	3	0	0	3	0	0	0	0	0	0	18
	B.J. Sams (2004-07)	3	1	0	2	0	0	0	0	0	0	18
	Lardarius Webb (2009-12)	3	0	0	3	0	0	0	0	0	0	18
	Chad Williams (2002-05)	3	0	0	3	0	0	0	0	0	0	18
58	Vinny Testaverde (1996-97)	2	2	0	0	0	0	0	0	1	0	14
59	Kyle Boller (2003-07)	2	2	0	0	0	0	0	0	0	0	12
	Sam Gash (2000-02)	2	0	2	0	0	0	0	0	0	0	12
	Jay Graham (1997-99)	2	2	0	0	0	0	0	0	0	0	12
	Corey Harris (1998-2001)	2	0	0	2	0	0	0	0	0	0	12
	Jarret Johnson (2003-11)	2	0	0	2	0	0	0	0	0	0	12
	Ron Johnson (2002-03)	2	0	1	1	0	0	0	0	0	0	12
	Brian Kinchen (1996-98)	2	0	2	0	0	0	0	0	0	0	12
	Ovie Mughelli (2003-06)	2	0	2	0	0	0	0	0	0	0	12
	Jonathan Ogden (1996-07)	2	0	2	0	0	0	0	0	0	0	12
	Roosevelt Potts (1998)	2	0	2	0	0	0	0	0	0	0	12
	Troy Smith (2007-09)	2	2	0	0	0	0	0	0	0	0	12
	Terrell Suggs (2003-12)	2	0	0	2	0	0	0	0	0	0	12
	Kelley Washington (2009)	2	0	2	0	0	0	0	0	0	0	12
	Ricky Williams (2011)	2	2	0	0	0	0	0	0	0	0	12
73	Jameel McClain (2008-12)	1	0	0	1	0	0	0	0	0	2	10
74	Chuck Evans (1999-2000)	1	0	1	0	0	0	0	0	1	0	8
	Shayne Graham (2011)	0	0	0	0	2	2	2	2	0	0	8
	Sam Koch (2006-12)	1	1	0	0	0	0	0	0	1	0	8



ALL-TIME SCORING (CONT'D)

RK	NAME (SEASONS)	-----TOUCHDOWNS-----				-----PATS-----		---FIELD GOALS---		2PT	S	PTS
		TOTAL	RUN	REC	RET	MADE	ATT	MADE	ATT			
77	Anthony Allen (2011-12)	1	1	0	0	0	0	0	0	0	0	6
	Mike Anderson (2006-07)	1	1	0	0	0	0	0	0	0	0	6
	Herman Arvie (1996)	1	0	1	0	0	0	0	0	0	0	6
	Jeff Blake (2002)	1	1	0	0	0	0	0	0	0	0	6
	Lamont Brightful (2002-03)	1	0	0	1	0	0	0	0	0	0	6
	Mike Caldwell (1996)	1	0	0	1	0	0	0	0	0	0	6
	Kenyon Cotton (1997-98)	1	1	0	0	0	0	0	0	0	0	6
	Randall Cunningham (2001)	1	1	0	0	0	0	0	0	0	0	6
	Greg DeLong (1999)	1	0	1	0	0	0	0	0	0	0	6
	Darnell Dinkins (2004-05)	1	0	1	0	0	0	0	0	0	0	6
	Tandon Doss (2011-12)	1	0	1	0	0	0	0	0	0	0	6
	Dwan Edwards (2004-09)	1	0	0	1	0	0	0	0	0	0	6
	Elvis Grbac (2001)	1	1	0	0	0	0	0	0	0	0	6
	Kevin Johnson (2004)	1	0	1	0	0	0	0	0	0	0	6
	James Jones (1996-98)	1	0	1	0	0	0	0	0	0	0	6
	John Jones (2000-03)	1	0	1	0	0	0	0	0	0	0	6
	Antonio Langham (1996-97)	1	0	0	1	0	0	0	0	0	0	6
	Vonta Leach (2011-12)	1	1	0	0	0	0	0	0	0	0	6
	Jim Leonhard (2008)	1	0	0	1	0	0	0	0	0	0	6
	Steve McNair (2006-07)	1	1	0	0	0	0	0	0	0	0	6
	Haloti Ngata (2006-12)	1	0	0	1	0	0	0	0	0	0	6
	Bernard Pierce (2012)	1	1	0	0	0	0	0	0	0	0	6
	Ronnie Prude (2006-07)	1	0	0	1	0	0	0	0	0	0	6
	David Reed (2010-12)	1	0	0	1	0	0	0	0	0	0	6
	James Roe (1996-98)	1	0	1	0	0	0	0	0	0	0	6
	Cory Ross (2006-07)	1	1	0	0	0	0	0	0	0	0	6
	Deion Sanders (2004-05)	1	0	0	1	0	0	0	0	0	0	6
	Jamie Sharper (1997-2001)	1	0	0	1	0	0	0	0	0	0	6
	Duane Starks (1998-2001)	1	0	0	1	0	0	0	0	0	0	6
	Quinn Sypniewski (2006-07)	1	0	1	0	0	0	0	0	0	0	6
	Tyrod Taylor (2011-12)	1	1	0	0	0	0	0	0	0	0	6
	Calvin Williams (1996)	1	0	1	0	0	0	0	0	0	0	6
	Cary Williams (2009-12)	1	0	0	1	0	0	0	0	0	0	6
	Josh Wilson (2010)	1	0	0	1	0	0	0	0	0	0	6
111	Wade Richey (2003-04)	0	0	0	0	0	0	1	2	0	0	3
112	Rob Burnett (1996-2001)	0	0	0	0	0	0	0	0	0	1	2
	Ben Coates (2000)	0	0	0	0	0	0	0	0	1	0	2
	Carwell Gardner (1996)	0	0	0	0	0	0	0	0	1	0	2
	Justin Green (2005-07)	0	0	0	0	0	0	0	0	1	0	2
	Michael McCrary (1997-2002)	0	0	0	0	0	0	0	0	0	1	2

ALL-TIME DEFENSIVE TDs (52 REGULAR SEASON, 5 PLAYOFFS)

1996

- LB Mike Caldwell 45 INT return; 11/24 vs. Jax.

1997

- CB Antonio Langham 40 INT return; 11/30 at Jax.

1998

- S Rod Woodson 60 INT return; 9/13 at NYJ
- S Rod Woodson 18 INT return; 11/8 vs. Oak.

1999

- S Rod Woodson 66 INT return; 11/7 at Cle.
- CB Duane Starks 43 INT return; 11/21 at Cin.
- S Rod Woodson 47 INT return; 12/5 vs. Ten.
- S Corey Harris 24 INT return; 12/19 vs. NO

2000

- CB Chris McAlister 98 INT return; 12/24 vs. NYJ

2000 POSTSEASON

- LB Ray Lewis 50 INT return; 1/7/01 at Ten.
- CB Duane Starks 49 INT return; 1/28/01 vs. NYG

2001

- S Rod Woodson 47 INT return; 12/2 vs. Ind.
- LB Jamie Sharper 8 FR; 1/7/02 vs. Min.

2002

- LB Adalius Thomas 25 INT return; 11/10 vs. Cin.
- S Chad Williams 98 INT return; 12/1 at Cin.

* NFL Record

2003

- S Ed Reed 54 INT return; 9/14 vs. Cle.
- CB Chris McAlister 83 INT return; 10/12 vs. Ari.
- LB Ray Lewis 29 INT return; 11/30 vs. SF
- S Chad Williams 52 INT return; 12/21 at Cle.

2003 POSTSEASON

- S Will Demps 56 INT return; 1/3/04 vs. Ten.

2004 (RAVENS LED NFL IN DEFENSIVE TDs)

- CB Chris McAlister 51 INT return; 9/19 vs. Pit.
- S Ed Reed 22 FR; 10/10 at Was.
- S Deion Sanders 48 INT return; 10/24 vs. Buf.
- S Ed Reed 106 INT return; 11/7 vs. Cle.
- S Chad Williams 44 INT return; 11/21 vs. Dal.
- CB Chris McAlister 64 FR; 12/5 vs. Cin.
- OLB Jarret Johnson 6 INT return; 1/2/05 vs. Mia.

2005

- LB Adalius Thomas 20 INT return; 12/4 vs. Hou.
- LB Adalius Thomas 35 FR; 12/19 vs. GB
- LB Adalius Thomas 9 FR; 1/1/06 at Cle.

2006 (RAVENS LED NFL IN DEFENSIVE TDs)

- CB Chris McAlister 60 INT return; 9/10 at TB
- CB Ronnie Prude 12 INT return; 10/29 at NO
- S Dawan Landry 12 INT return; 10/29 at NO
- S Ed Reed 25 INT (CB Samari Rolle lateral); 11/5 vs. Cin
- LB Adalius Thomas 57 FR; 11/26 vs. Pit.
- CB Chris McAlister 31 INT return; 12/31 vs. Buf.

2007

- LB Ray Lewis 35 INT return; 11/18 vs. Cle.

2008

- S Ed Reed 32 INT return; 9/21 vs. Cle.
- LB Terrell Suggs 44 INT return; 10/19 at Mia.
- LB Terrell Suggs 42 INT return; 11/2 at Cle.
- S Ed Reed 107 INT return; 11/23 vs. Phi.*
- S Jim Leonhard 35 INT return; 11/30 at Cin.
- S Ed Reed 22 FR; 12/7 vs. Was.

2008 POSTSEASON

- S Ed Reed 64 INT return; 1/4/09 at Mia.

2009

- DE Dwan Edwards FR in end zone; 10/4 at NE
- S Ed Reed 52 INT return; 10/11 vs. Cin.
- S Dawan Landry 48 INT return; 11/16 at Cle.

2010

- LB Ray Lewis 24 INT return; 11/21 at Car.
- S Dawan Landry 23 INT (S Ed Reed lateral); 11/21 at Car.
- CB Josh Wilson 12 INT return in OT; 12/13 at Hou.

2010 POSTSEASON

- DE Cory Redding 13 FR; 1/15/11 at Pit.

2011

- DT Haloti Ngata 28 FR; 9/25 at STL
- LB Jameel McClain 6 FR; 10/2 vs. NYJ
- LB Jarret Johnson 26 FR; 10/2 vs. NYJ
- CB Lardarius Webb 73 INT return; 10/2 vs. NYJ

2012

- S Ed Reed 34 INT return; 9/10 vs. Cin.
- CB Cary Williams 63 INT return; 9/27 vs. Cle.



PASSING RECORDS

CAREER PASSING YARDS

RK	NAME (SEASONS)	ATT.	CMP.	PCT.	YDS.	AVG./ ATT.	TD	PCT TD	INT.	PCT INT.	LG	SACKS/ YDS.LOST	RATE
1	Flacco, Joe (2008-12)	2,489	1,507	60.5	17,633	7.08	102	4.1	56	2.2	74t	174/1,218	86.3
2	Boller, Kyle (2003-08)	1,311	746	56.9	7,846	5.98	45	3.4	44	3.4	77t	102/660	71.9
3	Testaverde, Vinny (1996-97)	1,019	596	58.5	7,148	7.01	51	5.0	34	3.3	86t	54/399	82.8
4	McNair, Steve (2006-07)	673	428	63.6	4,163	6.19	18	2.7	16	2.4	87t	25/169	79.9
5	Banks, Tony (1999-2000)	594	319	53.7	3,714	6.25	25	4.2	16	2.7	76t	53/342	75.7
6	Grbac, Elvis (2001)	467	265	56.7	3,033	6.49	15	3.2	18	3.9	77t	28/215	71.1
7	Wright, Anthony (2002-05)	444	258	58.1	2,781	6.26	15	3.4	17	3.8	64	38/272	71.9
8	Zeier, Eric (1996-98)	318	184	57.9	2,367	7.44	12	3.8	5	1.6	92	39/262	87.3
9	Blake, Jeff (2002)	295	165	55.9	2,084	7.06	13	4.4	11	3.7	77t	30/203	77.3
10	Harbaugh, Jim (1998)	293	164	56.0	1,839	6.28	12	4.1	11	3.8	66t	23/145	72.9
11	Dilfer, Trent (2000)	226	134	59.3	1,502	6.65	12	5.3	11	4.9	59t	23/135	76.6
12	Redman, Chris (2000-03)	198	106	53.5	1,111	5.61	7	3.5	5	2.5	36	17/113	71.3
13	Case, Stoney (1999)	170	77	45.3	988	5.81	3	1.8	8	4.7	54t	17/116	50.3
14	Cunningham, Randall (2001)	89	54	60.7	573	6.44	3	3.4	2	2.2	30	12/66	81.3
15	Smith, Troy (2007-09)	89	48	53.9	558	6.27	3	3.4	1	1.1	79t	5/30	79.7
16	Mitchell, Scott (1999)	56	24	42.9	236	4.21	1	1.8	4	7.1	28t	6/30	31.5
17	Taylor, Tyrod (2011-12)	30	18	60.0	197	6.57	0	0.0	1	3.3	25	5/33	65.6
18	Clayton, Mark (2005-09)	5	2	40.0	32	6.40	1	20.0	0	0.0	32t	0/0	101.7
19	Koch, Sam (2006-12)	1	1	100.0	13	13.00	0	0.0	0	0.0	13	0/0	118.8
20	Lewis, Jermaine (1996-2001)	1	1	100.0	3	3.00	0	0.0	0	0.0	3	0/0	79.2
21	Rice, Ray (2008-12)	2	1	50.0	1	0.50	1	50.0	0	0.0	1t	0/0	95.8
	Richardson, Wally (1997-98)	2	1	50.0	1	0.50	0	0.0	0	0.0	1	0/0	56.3
23	Heap, Todd (2001-10)	1	0	0.0	0	0.00	0	0.0	0	0.0	0	0/0	39.6
	Holmes, Priest (1997-2000)	1	0	0.0	0	0.00	0	0.0	1	100.0	0	0/0	0.0
	Hymes, Randy (2002-05)	3	0	0.0	0	0.00	0	0.0	0	0.0	0	0/0	39.6
	Zastudil, Dave (2002-05)	1	0	0.0	0	0.00	0	0.0	0	0.0	0	0/0	39.6

ALL 300-YARD GAMES

429	Vinny Testaverde vs. STL, 10/27/96 (31 of 51)
389	Joe Flacco at STL, 9/25/11 (27 of 48)
385	Joe Flacco at Min., 10/18/09 (28 of 43)
382	Joe Flacco vs. NE, 9/23/12 (28 of 39)
373	Steve McNair at Ten., 11/12/06 (29 of 47)
366	Vinny Testaverde vs. Jax., 11/24/96 (31 of 50)
356	Joe Flacco vs. Cle., 9/27/12 (28 of 46)
355	Joe Flacco at SD, 11/25/12 (30 of 51)
353	Vinny Testaverde vs. NE, 10/6/96 (29 of 45)
349	Eric Zeier at Cin., 12/21/97 (28 of 41)
342	Joe Flacco vs. Cle., 9/27/09 (25 of 35)
341	Joe Flacco vs. Oak., 11/11/12 (21 of 33)
338	Vinny Testaverde at Den., 10/20/96 (27 of 45)
336	Joe Flacco vs. Ari., 10/30/11 (31 of 51)
336	Jeff Blake at Pit., 12/29/02 (19 of 26)
332	Tony Banks vs. Ten., 12/5/99 (18 of 31)
331	Vinny Testaverde vs. Mia., 10/19/97 (32 of 47)
326	Elvis Grbac at Cin., 9/23/01 (33 of 63)
322	Vinny Testaverde vs. Jax., 8/31/97 (24 of 41)
319	Anthony Wright vs. Sea., 11/23/03 (20 of 37)
318	Vinny Testaverde at Ten., 9/21/97 (23 of 37)
316	Jeff Blake vs. NO, 12/8/02 (18 of 39)
309	Joe Flacco vs. NYG, 12/23/12 (25 of 36)
307	Joe Flacco vs. KC, 9/13/09 (26 of 43)
307	Steve McNair at Cle., 9/30/07 (34 of 53)
307	Vinny Testaverde vs. Hou., 12/22/96 (23 of 32)
305	Joe Flacco vs. Hou., 10/16/11 (20 of 33)
302	Kyle Boller at Cin., 10/19/03 (15 of 27)
302	Eric Zeier vs. Sea., 12/7/97 (17 of 28)
301	Joe Flacco at Car., 11/21/10 (24 of 33)
300	Joe Flacco at Pit., 11/6/11 (28 of 47)

Current Ravens in Bold

LONGEST PASS PLAYS

92	Eric Zeier to Derrick Alexander vs. Sea., 12/7/97	61	Joe Flacco to Anquan Boldin vs. Pit., 12/5/10
87t	Steve McNair to Mark Clayton at KC, 12/10/06	59t	Trent Dilfer to Shannon Sharpe vs. Dal., 11/19/00
86t	Vinny Testaverde to Michael Jackson vs. Hou., 12/22/96	59t	Tony Banks to Qadry Ismail at Pit., 12/12/99
83t	Eric Zeier to Derrick Alexander at Cin., 12/21/97	58	Joe Flacco to Ed Dickson vs. Den., 10/10/10
79t	Troy Smith to Derrick Mason at Sea., 12/23/07	58t	Jim Harbaugh to Jermaine Lewis at SD, 11/15/98
77t	Kyle Boller to Demetrius Williams vs. Cle., 12/17/06	57t	Kyle Boller to Randy Hymes vs. KC, 10/4/04
77t	Jeff Blake to Jamal Lewis vs. NO, 12/8/02	57t	Elvis Grbac to Qadry Ismail at Ten., 11/12/01
77t	Elvis Grbac to Qadry Ismail vs. Ten., 10/7/01	56	Joe Flacco to Anquan Boldin vs. Hou., 10/16/11
76t	Tony Banks to Qadry Ismail at Pit., 12/12/99	56t	Joe Flacco to T.J. Houshmandzadeh at Car., 11/21/10
76t	Tony Banks to Patrick Johnson vs. Ten., 12/5/99	56t	Eric Zeier to Jermaine Lewis at Jax., 9/20/98
74t	Joe Flacco to Torrey Smith at STL, 9/25/11	56	Jim Harbaugh to Eric Green at Jax., 9/20/98
73t	Kyle Boller to Travis Taylor at Cin., 10/19/03	54	Joe Flacco to Torrey Smith at SD, 11/25/12
73	Tony Banks to Billy Davis at Cin., 11/21/99	54	Joe Flacco to Mark Clayton vs. Pit., 11/29/09
73t	Eric Zeier to Jermaine Lewis vs. Cin., 9/27/98	54	Joe Flacco to Derrick Mason at Ind., 10/12/08
72t	Joe Flacco to Derrick Mason vs. Cle., 9/27/09	54t	Tony Banks to Qadry Ismail at Pit., 12/12/99
70t	Joe Flacco to Mark Clayton at Cin., 11/30/08	54	Tony Banks to Qadry Ismail vs. Ten., 12/5/99
70t	Joe Flacco to Demetrius Williams vs. Oak., 10/26/08	54t	Stoney Case to Justin Armour at Atl., 10/3/99
67	Joe Flacco to Donte' Stallworth vs. Pit., 12/5/10	54t	Vinny Testaverde to Michael Jackson vs. Jax., 8/31/97
66t	Jim Harbaugh to Floyd Turner at Ten., 12/6/98	53t	Joe Flacco to Mark Clayton vs. Phi., 11/23/08
65t	Joe Flacco to Todd Heap vs. TB, 11/28/10	53	Kyle Boller to Devard Darling vs. NE, 12/3/07
65t	Steve McNair to Mark Clayton at Ten., 11/12/06	53t	Tony Banks to Qadry Ismail at Pit., 9/3/00
65t	V. Testaverde to Michael Jackson at SF, 11/17/96	53	Jim Harbaugh to Jermaine Lewis vs. Ind., 11/29/98
64	Anthony Wright to Travis Taylor vs. Cin., 12/7/03	53	Jim Harbaugh to Michael Jackson at GB, 10/25/98
64	Jeff Blake to Travis Taylor at Atl., 11/3/02	53	Vinny Testaverde to Derrick Alexander vs. Pit., 12/1/96
64	Tony Banks to Patrick Johnson vs. Cin., 12/26/99	52	Joe Flacco to Torrey Smith vs. Cin., 9/10/12
64t	Eric Zeier to Jermaine Lewis vs. Pit., 9/6/98	52	Joe Flacco to Ray Rice vs. NYJ, 10/2/11
64t	V. Testaverde to Derrick Alexander vs. NO, 9/29/96	52	Kyle Boller to Mark Clayton vs. NE, 12/3/07
63	Joe Flacco to Ray Rice at Min., 10/18/09	52	Kyle Boller to Clarence Moore at Phi., 10/31/04
63	Elvis Grbac to Travis Taylor at Den., 9/30/01	52t	Vinny Testaverde to Bam Morris at Jax., 11/10/96
62t	Joe Flacco to Derrick Mason vs. Det., 12/13/09	52t	Stoney Case to Patrick Johnson at Atl., 10/3/99
62t	Kyle Boller to Mark Clayton vs. Car., 10/15/06	51	Joe Flacco to Torrey Smith vs. Hou., 10/16/11
61t	Joe Flacco to Dennis Pitta vs. Den., 12/16/12		



PASSING RECORDS

PASSING RECORDS

HIGHEST QUARTERBACK PASSER RATING

CAREER (MIN. 450 ATT.)

86.3 Joe Flacco (2008-12)
 82.8 Vinny Testaverde (1996-97)
 79.9 Steve McNair (2006-07)

SEASON (MIN. 300 ATT.)

93.6 Joe Flacco (2010)
88.9 Joe Flacco (2009)
 88.7 Vinny Testaverde (1996)

GAME (MIN. 15 ATT.)

136.8 Kyle Boller (12/19/05 vs. GB)
135.6 Joe Flacco (12/20/09 vs. Chi.)
 134.7 Tony Banks (12/5/99 vs. Ten.)

MOST PASS ATTEMPTS

CAREER

2,489 Joe Flacco (2008-12)
 1,311 Kyle Boller (2003-08)
 1,019 Vinny Testaverde (1996-97)

SEASON

549 Vinny Testaverde (1996)
542 Joe Flacco (2011)
531 Joe Flacco (2012)

GAME

63 Elvis Grbac (9/23/01 at Cin.)
 53 Steve McNair (9/30/07 at Cle.)
52 Joe Flacco (11/13/11 at Sea.)

MOST PASS COMPLETIONS

CAREER

1,507 Joe Flacco (2008-12)
 746 Kyle Boller (2003-08)
 596 Vinny Testaverde (1996-97)

SEASON

325 Vinny Testaverde (1996)
317 Joe Flacco (2012)
315 Joe Flacco (2009)

GAME

34 Steve McNair (9/30/07 at Cle.)
 33 Elvis Grbac (9/23/01 at Cin.)
 32 Vinny Testaverde (10/19/97 vs. Mia.)

MOST PASSING YARDAGE

CAREER

17,633 Joe Flacco (2008-12)
 7,846 Kyle Boller (2003-08)
 7,148 Vinny Testaverde (1996-97)

SEASON

4,177 Vinny Testaverde (1996)
3,817 Joe Flacco (2012)
3,622 Joe Flacco (2010)

GAME

429 Vinny Testaverde (10/27/96 vs. STL - OT)
389 Joe Flacco (9/25/11 at STL)
385 Joe Flacco (10/18/09 at Min.)
382 Joe Flacco (9/23/12 vs. NE)

MOST 400-YARD PASSING GAMES

CAREER

1 Vinny Testaverde (1996-97)

SEASON

1 Vinny Testaverde (1996)

MOST 300-YARD PASSING GAMES

CAREER

13 Joe Flacco (2008-12)
 8 Vinny Testaverde (1996-97)
 2 Steve McNair (2006-07)
 Jeff Blake (2002)
 Eric Zeier (1996-97)

SEASON

5 Joe Flacco (2012)
 Vinny Testaverde (1996)

4 Joe Flacco (2011)
3 Joe Flacco (2009)
 2 Jeff Blake (2002)
 Eric Zeier (1997)

LONGEST COMPLETION

92 Eric Zeier to Derrick Alexander
 (12/7/97 vs. Sea.)

87t Steve McNair to Mark Clayton
 (12/10/06 at KC)

86t Vinny Testaverde to Michael Jackson
 (12/22/96 vs. Hou.)

HIGHEST COMPLETION PERCENTAGE

CAREER (MIN. 400 ATT.)

63.6 Steve McNair (2006-07)
60.5 Joe Flacco (2008-12)
 58.5 Vinny Testaverde (1996-97)

SEASON (MIN. 225 ATT.)

63.1 Joe Flacco (2009)
 63.0 Steve McNair (2006)
62.6 Joe Flacco (2010)

GAME (MIN. 20 ATT.)

80.0 Joe Flacco (11/1/09 vs. Den.), 20 of 25
 Elvis Grbac (10/21/01 at Cle.), 16 of 20
 Elvis Grbac (9/9/01 vs. Chi.), 24 of 30
 79.4 Jim Harbaugh (11/1/98 vs. Jax.), 27 of 34

HIGHEST AVERAGE GAIN PER ATTEMPT

CAREER (MIN. 400 ATT.)

7.08 Joe Flacco (2008-12)
 7.01 Vinny Testaverde (1996-97)
 6.49 Elvis Grbac (2001)

SEASON (MIN. 225 ATT.)

7.61 Vinny Testaverde (1996)
7.41 Joe Flacco (2010)
7.27 Joe Flacco (2009)

GAME (MIN. 15 ATT.)

12.92 Jeff Blake (12/29/02 at Pit.), 26-336
12.91 Joe Flacco (12/28/08 vs. Jax.), 23-297
 12.70 Eric Zeier (9/27/98 vs. Cin.), 20-254

MOST TOUCHDOWNS PASSING

CAREER

102 Joe Flacco (2008-12)
 51 Vinny Testaverde (1996-97)
 45 Kyle Boller (2003-08)

SEASON

33 Vinny Testaverde (1996)
25 Joe Flacco (2010)
22 Joe Flacco (2012)

GAME

5 Tony Banks (9/10/00 vs. Jax.)
4 Joe Flacco (12/20/09 vs. Chi.)
 Kyle Boller (12/12/04 vs. NYG)
 Anthony Wright (11/23/03 vs. Sea.)
 Tony Banks (12/5/99 vs. Ten.)
 Vinny Testaverde (10/20/96 at Den.)

MOST GAMES, 4 TD PASSES

CAREER

2 Tony Banks (1999-2000)
1 Joe Flacco (2008-12)
 Kyle Boller (2003-08)
 Anthony Wright (2002-05)
 Vinny Testaverde (1996-97)

SEASON

1 Joe Flacco (2009)
 Kyle Boller (2004)
 Anthony Wright (2003)
 Tony Banks (1999, 2000)
 Vinny Testaverde (1996)

MOST GAMES, 3 OR MORE TD PASSES

CAREER

10 Joe Flacco (2008-12)
 Vinny Testaverde (1996-97)
 5 Kyle Boller (2003-08)

SEASON

7 Vinny Testaverde (1996)
3 Joe Flacco (2012, 2010)
 Kyle Boller (2005)
 Tony Banks (1999)

MOST CONSECUTIVE GAMES, 3 OR MORE TD PASSES

4 Vinny Testaverde (5th-8th, 1996)
 3 Tony Banks (12th-14th, 1999)

MOST CONSECUTIVE GAMES, TD PASSES

13 Vinny Testaverde (13th, 1996-9th, 1997)
10 Joe Flacco (6th-15th, 2010)
8 Joe Flacco (13th, 2011 - 4th, 2012)
Joe Flacco (6th-13th, 2008)

MOST CONSECUTIVE PASSES ATTEMPTED NOT INTERCEPTED

175 Eric Zeier (11/9/97-9/20/98)
 162 Steve McNair (11/12/06-12/24/06)
137 Joe Flacco (10/3/10-11/11/10)
126 Joe Flacco (11/11/12-12/2/12)
124 Joe Flacco (10/12/08-11/16/08)
123 Joe Flacco (11/28/10-12/26/10)

MOST CONSECUTIVE PASSES COMPLETED

14 Joe Flacco (11/1/09 vs. Den.)
12 Joe Flacco (10/5/08 vs. Ten.)
11 Joe Flacco (10/12/08 at Ind.)

MOST PASSES HAD INTERCEPTED

CAREER

56 Joe Flacco (2008-12)
 44 Kyle Boller (2003-08)
 34 Vinny Testaverde (1996-97)

SEASON

19 Vinny Testaverde (1996)
 18 Elvis Grbac (2001)
 15 Vinny Testaverde (1997)

GAME

4 Joe Flacco (9/19/10 at Cin.)
 Elvis Grbac (11/18/01 vs. Cle.)
 Vinny Testaverde (11/3/96 vs. Cin.)

MOST PASS ATTEMPTS, NO INTERCEPTIONS

GAME

51 Joe Flacco (11/25/12 at SD)
 50 Vinny Testaverde (11/24/96 vs. Jax.)
48 Joe Flacco (9/25/11 at STL)
47 Joe Flacco (11/6/11 at Pit.)
 Vinny Testaverde (10/19/97 vs. Mia.)
43 Joe Flacco (10/18/09 at Min.)
 Steve McNair (11/30/06 at Cin.)

LOWEST PCT. PASSES HAD INTERCEPTED

CAREER (MIN. 450 ATT.)

2.2 Joe Flacco (2008-12)
 2.4 Steve McNair (2006-07)
 2.7 Tony Banks (1999-2000)

SEASON (MIN. 225 ATT.)

1.9 Joe Flacco (2012)
2.0 Joe Flacco (2010)
2.2 Joe Flacco (2011)
2.4 Joe Flacco (2009)
 Kyle Boller (2004)

MOST TIMES SACKED

CAREER

174 Joe Flacco (2008-12)
 102 Kyle Boller (2003-08)
 54 Vinny Testaverde (1996-97)

SEASON

40 Joe Flacco (2010)
36 Joe Flacco (2009)
35 Joe Flacco (2012)
 Kyle Boller (2004)

GAME

7 Jeff Blake (11/17/02 at Mia.)
 Tony Banks (11/21/99 at Cin.)
 Eric Zeier (12/21/97 at Cin.)

RECEIVING RECORDS

TOP 10 CAREER RECEIVING YARDS

RANK	NAME (SEASONS)	REC	YDS	AVG	LG	TD
1	Mason, Derrick (2005-10)	471	5,777	12.3	79t	29
2	Heap, Todd (2001-10)	467	5,492	11.8	65t	41
3	Clayton, Mark (2005-09)	234	3,116	13.3	87t	12
4	Ismail, Qadry (1999-2001)	191	2,819	14.8	77t	18
5	Taylor, Travis (2000-04)	204	2,758	13.5	73t	15
6	Rice, Ray (2008-12)	311	2,713	8.7	63	6
7	Boldin, Anquan (2010-12)	186	2,645	14.2	61	14
8	Jackson, Michael (1996-98)	183	2,596	14.2	86t	18
9	Alexander, Derrick (1996-97)	127	2,108	16.6	92	18
10	Lewis, Jermaine (1996-2001)	136	1,984	14.6	73t	16

RECEIVING RECORDS

MOST RECEPTIONS

CAREER

471 Derrick Mason (2005-10)
467 Todd Heap (2001-10)
311 Ray Rice (2008-12)

SEASON

103 Derrick Mason (2007)
86 Derrick Mason (2005)
80 Derrick Mason (2008)
78 Ray Rice (2009) - RB

GAME

13 Priest Holmes (10/11/98 vs. Ten.) - RB
11 Derrick Mason (10/7/07 at SF)
10 Ed Dickson (11/13/11 at Sea.)
Ray Rice (10/18/09 at Min.) - RB
Derrick Mason (9/30/07 at Cle.)
Floyd Turner (12/13/98 vs. Min.)

MOST SEASONS, 50 OR MORE RECEPTIONS

6 Derrick Mason (2005-10)
5 Todd Heap (2009, 2006, 2005, 2003, 2002)
4 Ray Rice (2009-12)
3 Anquan Boldin (2010-12)

MOST CONSECUTIVE GAMES W/ A RECEPTION

74 Todd Heap (2002-07)
71 Ray Rice (2008-12)
46 Derrick Mason (2006-09)

MOST RECEIVING YARDAGE

CAREER

5,777 Derrick Mason (2005-10), 471 rec.
5,492 Todd Heap (2001-10), 467 rec.
3,116 Mark Clayton (2005-09), 234 rec.

SEASON

1,201 Michael Jackson (1996), 76 rec.
1,105 Qadry Ismail (1999), 68 rec.
1,099 Derrick Alexander (1996), 62 rec.
1,087 Derrick Mason (2007), 103 rec.

GAME

258 Qadry Ismail (12/12/99 at Pit.), 6 rec.
198 Derrick Alexander (12/1/96 vs. Pit.), 7 rec.
164 Mark Clayton (11/30/08 at Cin.), 5 rec.

MOST RECEIVING YARDAGE IN A HALF

210 Qadry Ismail (12/12/99 at Pit.), 4 rec.
166 Derrick Alexander (12/1/96 vs. Pit.), 5 rec.
144 Torrey Smith (9/25/11 at STL), 4 rec.

MOST SEASONS, 1,000 OR MORE YARDS, RECEIVING

4 Derrick Mason (2009, 2008, 2007, 2005)
2 Qadry Ismail (2001, 1999)
Derrick Alexander (1997, 1996)

MOST 100-YARD RECEIVING GAMES

CAREER

9 Mark Clayton (2005-09)
7 Derrick Mason (2005-10)
Derrick Alexander (1996-97)
6 Anquan Boldin (2010-12)
5 Qadry Ismail (1999-2001)
Michael Jackson (1996-98)

SEASON

4 Mark Clayton (2006)
Michael Jackson (1996)
3 Anquan Boldin (2010)
Qadry Ismail (1999)
Derrick Alexander (1997, 1996)

MOST CONSECUTIVE GAMES, AT LEAST 100 YARDS, RECEIVING

3 Qadry Ismail (1999)
2 Floyd Turner (1998, 1996)
Michael Jackson (1997, 1996)

LONGEST PASS RECEPTION

92 Derrick Alexander (12/7/97 vs. Sea.)
87t Mark Clayton (12/10/06 at KC)
86t Michael Jackson (12/22/96 vs. Hou.)

AVERAGE GAIN PER RECEPTION

CAREER (MIN. 60 RECEPTIONS)

17.1 Torrey Smith (2011-12), 99-1,696
16.6 Derrick Alexander (1996-97), 127-2,108
16.0 Demetrius Williams (2006-09), 63-1,008

SEASON (MIN. 25 RECEPTIONS)

19.1 Jermaine Lewis (1998), 41-784
18.1 Patrick Johnson (1999), 29-526
17.7 Derrick Alexander (1996), 62-1,099
17.4 Torrey Smith (2012), 49-855

GAME (MIN. 3 RECEPTIONS)

43.0 Qadry Ismail (12/12/99 at Pit.), 6-258
34.5 Travis Taylor (10/19/03 at Cin.), 4-138
32.8 Mark Clayton (11/30/08 at Cin.), 5-164

MOST TD RECEPTIONS

CAREER

41 Todd Heap (2001-10)
29 Derrick Mason (2005-10)
18 Qadry Ismail (1999-2001)
Michael Jackson (1996-98)
Derrick Alexander (1996-97)

SEASON

14 Michael Jackson (1996)
9 Derrick Alexander (1997, 1996)
8 Torrey Smith (2012)
7 Dennis Pitta (2012)
Torrey Smith (2011)
Derrick Mason (2010, 2009)
Anquan Boldin (2010)
Todd Heap (2005)
Qadry Ismail (2001)

GAME

4 Marcus Robinson (11/23/03 vs. Sea.)
3 Torrey Smith (9/25/11 at STL)
Anquan Boldin (9/26/10 vs. Cle.)
Qadry Ismail (12/12/99 at Pit.)
Michael Jackson (12/22/96 vs. Hou.)
2 29 times, **last by Dennis Pitta (12/16/12 vs. Den.)**

MOST CONSECUTIVE GAMES, TD RECEPTIONS

5 Michael Jackson (1996, 7th-11th games)
4 Derrick Alexander (1997, 6th-9th games)
3 Todd Heap (2006, 2nd-4th games)

ALL 100-YARD GAMES

258	Qadry Ismail at Pit., 12/12/99 (6 rec.)
198	Derrick Alexander vs. Pit., 12/1/96 (7 rec.)
165	Torrey Smith vs. Cin., 11/20/11 (6 rec.)
164	Mark Clayton at Cin., 11/30/08 (5 rec.)
152	Torrey Smith at STL, 9/25/11 (5 rec.)
150	Derrick Alexander vs. Sea., 12/7/97 (6 rec.)
150	Michael Jackson vs. Jax., 8/31/97 (8 rec.)
147	Floyd Turner vs. Min., 12/13/98 (10 rec.)
146	Todd Heap at Pit., 12/29/02 (7 rec.)
145	Anquan Boldin vs. Ari., 10/30/11 (7 rec.)
144	Torrey Smith at SD, 11/25/12 (7 rec.)
143	Michael Jackson vs. Jax., 8/31/97 (8 rec.)
142	Anquan Boldin vs. Cle., 9/26/10 (8 rec.)
142	Derrick Mason vs. Ind., 11/22/09 (9 rec.)
138	Travis Taylor at Cin., 10/19/03 (4 rec.)
137	Derrick Mason at Pit., 9/29/08 (8 rec.)
136	Derrick Mason at Cle., 11/2/08 (9 rec.)
132	Anquan Boldin vs. Hou., 10/16/11 (8 rec.)
132	Derrick Mason at Cle., 9/24/06 (7 rec.)
131	Anquan Boldin vs. Cle., 9/27/12 (9 rec.)
131	Marcus Robinson vs. Sea., 11/23/03 (7 rec.)
129	Mark Clayton vs. Pit., 11/29/09 (7 rec.)
129	Todd Heap at Cin., 10/19/03 (7 rec.)
129	Qadry Ismail at Ten., 11/12/01 (8 rec.)
128	Mark Clayton vs. Jax., 12/28/08 (4 rec.)
128	Michael Jackson vs. NE, 10/6/96 (8 rec.)
127	Torrey Smith vs. NE, 9/23/12 (6 rec.)
127	Travis Taylor at Atl., 11/3/02 (4 rec.)
126	Derrick Alexander at Den., 10/20/96 (6 rec.)
125	Dennis Pitta vs. Den., 12/16/12 (7 rec.)
125	Mark Clayton at Ten., 11/12/06 (7 rec.)
124	Jermaine Lewis at Ten., 9/21/97 (8 rec.)
123	Derrick Alexander vs. NE, 10/6/96 (6 rec.)
122	Jermaine Lewis vs. Cin., 9/27/98 (4 rec.)
118	Anquan Boldin vs. Pit., 12/5/10 (5 rec.)
118	Derrick Mason vs. Cle., 9/27/09 (5 rec.)
117	Ray Rice at Min., 10/18/09 (10 rec.)
117	Jermaine Lewis at Jax., 9/20/98 (4 rec.)
117	Michael Jackson vs. Hou., 12/22/96 (5 rec.)
115	Qadry Ismail vs. NO, 12/19/99 (7 rec.)
114	Patrick Johnson at NE, 1/2/00 (9 rec.)
113	Qadry Ismail vs. Ten., 12/5/99 (5 rec.)
113	Michael Jackson vs. STL, 10/27/96 (7 rec.)
112	Mark Clayton at KC, 12/10/06 (5 rec.)
111	Derrick Alexander at Cin., 12/21/97 (5 rec.)
110	Anquan Boldin at NYJ, 9/13/10 (7 rec.)
110	Todd Heap vs. GB, 12/19/05 (9 rec.)
108	Mark Clayton at Pit., 12/24/06 (7 rec.)
108	Jamal Lewis vs. NO, 12/8/02 (4 rec.)
108	Floyd Turner at Ten., 12/6/98 (4 rec.)
108	Floyd Turner vs. STL, 10/27/96 (6 rec.)
107	Mark Clayton vs. Cin., 11/11/07 (8 rec.)
107	Devard Darling vs. Cle., 11/18/07 (4 rec.)
105	Mark Clayton at Den., 12/11/05 (7 rec.)
105	Jermaine Lewis vs. Mia., 10/19/97 (6 rec.)
104	Shannon Sharpe vs. Ten., 10/22/00 (8 rec.)
104	Derrick Alexander vs. Cin., 9/7/97 (8 rec.)
104	Floyd Turner vs. Cin., 11/3/96 (6 rec.)
103	Derrick Mason vs. Min., 12/25/05 (9 rec.)
102	Marcus Robinson vs. Pit., 12/28/03 (6 rec.)
102	Qadry Ismail at Pit., 9/3/00 (7 rec.)
101	Mark Clayton vs. Car., 10/15/06 (5 rec.)
101	Shannon Sharpe vs. Dal., 11/19/00 (5 rec.)
100	Derrick Mason at NE, 10/17/10 (8 rec.)
100	Demetrius Williams vs. Cle., 12/17/06 (2 rec.)

Current Ravens in Bold



RUSHING RECORDS

TOP 10 CAREER RUSHING YARDS

RANK	NAME (SEASONS)	ATT	YDS	AVG	LG	TD
1	Lewis, Jamal (2000-06)	1,822	7,801	4.3	82t	45
2	Rice, Ray (2008-12)	1,216	5,520	4.5	70t	33
3	McGahee, Willis (2007-10)	673	2,802	4.2	77t	31
4	Holmes, Priest (1997-2000)	459	2,102	4.6	72	10
5	Taylor, Chester (2002-05)	373	1,599	4.3	52	4
6	Morris, Byron "Bam" (1996-97)	376	1,511	4.0	25	8
7	McClain, Le'Ron (2007-10)	314	1,185	3.8	82t	12
8	Rhett, Errict (1998-99)	280	1,032	3.7	52t	5
9	Byner, Earnest (1996-97)	243	947	3.9	42	4
10	Allen, Terry (2001)	168	658	3.9	26	3

RUSHING RECORDS

MOST RUSHING ATTEMPTS

CAREER	NAME (SEASONS)	ATTEMPTS
1,822	Jamal Lewis (2000-06)	1,822
1,216	Ray Rice (2008-12)	1,216
673	Willis McGahee (2007-10)	673
SEASON	NAME (SEASON)	ATTEMPTS
387	Jamal Lewis (2003)	387
314	Jamal Lewis (2006)	314
309	Jamal Lewis (2000)	309
GAME	NAME (DATE)	ATTEMPTS
36	Priest Holmes (11/22/98 at Cin.)	36
	Bam Morris (10/26/97 at Was.)	36
35	Jay Graham (11/16/97 vs. Phi. - OT)	35

MOST YARDAGE

CAREER	NAME (SEASONS)	YARDS
7,801	Jamal Lewis (2000-06)	7,801
5,520	Ray Rice (2008-12)	5,520
2,802	Willis McGahee (2007-10)	2,802
SEASON	NAME (SEASON)	YARDS
2,066	Jamal Lewis (2003)	2,066
1,364	Ray Rice (2011)	1,364
	Jamal Lewis (2000)	1,364
1,339	Ray Rice (2009)	1,339
1,327	Jamal Lewis (2002)	1,327
1,220	Ray Rice (2010)	1,220
GAME	NAME (DATE)	YARDS
295	Jamal Lewis (9/14/03 vs. Cle.)	295
227	Priest Holmes (11/22/98 at Cin.)	227
205	Jamal Lewis (12/21/03 at Cle.)	205
204	Ray Rice (12/4/11 at Cle.)	204
191	Ray Rice (1/1/12 at Cin.)	191

MOST 100-YARD RUSHING GAMES

CAREER	NAME (SEASONS)	GAMES
30	Jamal Lewis (2000-06)	30
17	Ray Rice (2008-12)	17
9	Willis McGahee (2007-10)	9
SEASON	NAME (SEASON)	GAMES
12	Jamal Lewis (2003)	12
6	Ray Rice (2011)	6
5	Willis McGahee (2007)	5
	Jamal Lewis (2002)	5
	Jamal Lewis (2000)	5
4	Ray Rice (2012, 2009)	4
	Jamal Lewis (2004)	4
	Errict Rhett (1999)	4
	Priest Holmes (1998)	4

LONGEST RUN FROM SCRIMMAGE

YARDS	NAME (DATE)
82t	Le'Ron McClain (12/20/08 at Dal.)
	Jamal Lewis (9/14/03 vs. Cle.)
78	Bernard Pierce (12/23/12 vs. NYG)
77t	Willis McGahee (1/3/10 at Oak.)
	Willis McGahee (12/20/08 at Dal.)
75t	Jamal Lewis (9/26/04 at Cin.)
	Jamal Lewis (10/6/02 at Cle.)

MOST RUSHING TOUCHDOWNS

CAREER	NAME (SEASONS)	TOUCHDOWNS
45	Jamal Lewis (2000-06)	45
33	Ray Rice (2008-12)	33
31	Willis McGahee (2007-10)	31
SEASON	NAME (SEASON)	TOUCHDOWNS
14	Jamal Lewis (2003)	14
12	Ray Rice (2011)	12
10	Le'Ron McClain (2008)	10
GAME	NAME (DATE)	TOUCHDOWNS
3	Ray Rice (10/30/11 vs. Ari.)	3
	Willis McGahee (1/3/10 at Oak.)	3
	Jamal Lewis (twice, 11/19/06 vs. ATL;	3
	12/7/03 vs. Cin.)	3
2	25 times (last by Ray Rice, 10/14/12 vs. Dal.)	2

MOST CONSECUTIVE GAMES W/ A RUSHING TD

GAMES	NAME (DATE)
7	Willis McGahee (2007)
4	Ray Rice (2009)
	Jamal Lewis (2003)
3	Willis McGahee (twice in 2009, once in 2010)
	Le'Ron McClain (2008)
	Jamal Lewis (2006, 2004, 2000)

HIGHEST RUSHING AVERAGE

CAREER (MIN. 350 CARRIES)	NAME (SEASONS)	AVERAGE
4.6	Priest Holmes (1997-2000)	4.6
4.5	Ray Rice (2008-12)	4.5
4.3	Jamal Lewis (2000-06)	4.3
	Chester Taylor (2002-05)	4.3
SEASON (MIN. 100 CARRIES)	NAME (SEASON)	AVERAGE
5.3	Ray Rice (2009)	5.3
	Jamal Lewis (2003)	5.3
5.0	Willis McGahee (2009)	5.0
4.9	Bernard Pierce (2012)	4.9
GAME (MIN. 10 CARRIES)	NAME (DATE)	AVERAGE
12.8	Ray Rice (12/13/09 vs. Det.)	12.8
10.4	Willis McGahee (1/3/10 at Oak.)	10.4
10.3	Jamal Lewis (9/26/04 at Cin.)	10.3

LONGEST RUNS

82t	Le'Ron McClain at Dal., 12/20/08	59	Ray Rice vs. Cin., 11/20/11
82t	Jamal Lewis vs. Cle., 9/14/03	59t	Ray Rice vs. Det., 12/13/09
78	Bernard Pierce vs. NYG, 12/23/12	56	Priest Holmes at Cin., 11/22/98
77t	Willis McGahee at Oak., 1/3/10	55	Moe Williams vs. Ind., 12/2/01
77t	Willis McGahee at Dal., 12/20/08	53	Ray Rice at STL, 9/25/11
75t	Jamal Lewis at Cin., 9/26/04	52	Ray Rice vs. Det., 12/13/09
75	Jamal Lewis at Cle., 10/6/02	52	Jamal Lewis vs. Cle., 12/17/06
72t	Jamal Lewis at Cle., 12/21/03	52	Jamal Lewis at Ari., 10/12/03
72	Priest Holmes vs. Ten., 12/5/99	52t	Errict Rhett at Cle., 11/7/99
70t	Ray Rice at Cin., 1/1/12	52	Chester Taylor vs. Cle., 10/16/05
67	Ray Rice at Cle., 12/4/11	51t	Ray Rice at Cin., 1/1/12
64t	Priest Holmes at Pit., 12/12/99	50	Ray Rice vs. NO., 12/19/10
63t	Jamal Lewis vs. Cle., 9/14/03	50	Ray Rice at NE, 10/4/09
60	Ray Rice at Cle., 11/2/08		

ALL 100-YARD GAMES

295	Jamal Lewis vs. Cle., 9/14/03 (30 car.)
227	Priest Holmes at Cin., 11/22/98 (36 car.)
205	Jamal Lewis at Cle., 12/21/03 (22 car.)
204	Ray Rice at Cle., 12/4/11 (29 car.)
191	Ray Rice at Cin., 1/1/12 (24 car.)
187	Jamal Lewis at Cle., 10/6/02 (26 car.)
187	Jamal Lewis vs. Dal., 11/19/00 (28 car.)
186	Jamal Lewis at Cin., 9/26/04 (18 car.)
180	Jamal Lewis vs. Cin., 12/7/03 (30 car.)
176	Bam Morris at Was., 10/26/97 (36 car.)
173	Priest Holmes vs. Cin., 9/27/98 (27 car.)
170	Jamal Lewis vs. Cle., 11/26/00 (30 car.)
167	Willis McGahee at Oak., 1/3/10 (16 car.)
167	Jamal Lewis vs. Mia., 1/2/05 (34 car.)
166	Ray Rice vs. Det., 12/13/09 (13 car.)
154	Ray Rice at Cle., 11/2/08 (21 car.)
154	Jay Graham vs. Phi., 11/16/97 (35 car.)
153	Ray Rice vs. NO, 12/19/10 (31 car.)
149	Earnest Byner vs. NO, 9/29/96 (24 car.)
141	Ray Rice at Pit., 12/27/09 (30 car.)
139	Le'Ron McClain at Dal., 12/20/08 (22 car.)
139	Chester Taylor vs. Cin., 12/5/04 (23 car.)
138	Willis McGahee vs. NE, 12/3/07 (30 car.)
136	Errict Rhett at Atl., 10/3/99 (27 car.)
135	Jamal Lewis vs. Cin., 11/10/02 (21 car.)
134	Jamal Lewis vs. Den., 10/26/03 (32 car.)
133	Ray Rice vs. Den., 10/10/10 (27 car.)
133	Terry Allen vs. Min., 1/7/02 (23 car.)
132	Jamal Lewis at SD, 9/21/03 (23 car.)
132	Priest Holmes vs. Det., 12/27/98 (28 car.)
131	Jamal Lewis at Ari., 10/12/03 (21 car.)
130	Jamal Lewis at Ind., 12/19/04 (20 car.)
130	Priest Holmes at Pit., 12/12/99 (18 car.)
130	Bam Morris at NYJ, 11/2/97 (31 car.)
126	Jamal Lewis at Ari., 12/17/00 (29 car.)
125	Jamal Lewis at Oak., 12/14/03 (24 car.)
123	Bernard Pierce vs. NYG, 12/23/12 (14 car.)
121	Ray Rice at Was., 12/9/12 (20 car.)
121	Jamal Lewis at Cin., 12/1/02 (22 car.)
119	Jamal Lewis vs. Jax., 10/20/02 (28 car.)
119	Priest Holmes at Pit., 9/3/00 (27 car.)
117	Jamal Lewis vs. Sea., 11/23/03 (26 car.)
117	Errict Rhett at Cle., 11/7/99 (17 car.)
117	Bam Morris at Cin., 12/8/96 (21 car.)
116	Jamal Lewis at Was., 10/10/04 (28 car.)
116	Jamal Lewis vs. Cin., 9/24/00 (25 car.)
115	Jamal Lewis vs. KC, 9/28/03 (26 car.)
114	Willis McGahee at Buf., 10/21/07 (19 car.)
114	Jamal Lewis vs. Pit., 12/28/03 (27 car.)
113	Jamal Lewis at Cin., 11/27/05 (23 car.)
113	Errict Rhett vs. Cle., 9/26/99 (22 car.)
112	Willis McGahee at Hou., 11/9/08 (25 car.)
111	Jamal Lewis at STL, 11/9/03 (27 car.)
111	Moe Williams vs. Ind., 12/2/01 (24 car.)
109	Jamal Lewis vs. Cle., 12/17/06 (22 car.)
109	Jamal Lewis vs. NO, 10/29/06 (31 car.)
109	Jamal Lewis at Cin., 11/5/00 (22 car.)
109	Bam Morris at Jax., 11/10/96 (26 car.)
108	Ray Rice vs. KC, 9/13/09 (19 car.)
108	Willis McGahee at Dal., 12/20/08 (8 car.)
108	Terry Allen vs. Ten., 10/7/01 (22 car.)
107	Ray Rice vs. NYG, 12/23/12 (24 car.)
107	Ray Rice vs. Pit., 9/11/11 (19 car.)
105	Willis McGahee at Mia., 10/19/08 (19 car.)
105	Jamal Lewis vs. GB, 12/19/05 (22 car.)
104	Ray Rice vs. Cin., 11/20/11 (20 car.)
104	Willis McGahee at Mia., 12/16/07 (29 car.)
104	Willis McGahee at Cle., 9/30/07 (14 car.)
104	Chester Taylor vs. NYG, 12/12/04 (25 car.)
103	Ray Rice vs. Ind., 12/11/11 (26 car.)
103	Ray Rice at NE, 10/4/09 (11 car.)
103	Priest Holmes vs. Ind., 11/29/98 (22 car.)
102	Ray Rice at KC, 10/7/12 (17 car.)
102	Willis McGahee vs. Cle., 11/18/07 (21 car.)
101	Ray Rice vs. NE, 9/23/12 (20 carries)
101	Ray Rice vs. Hou., 10/16/11 (23 carries)
101	Jamal Lewis at Cin., 10/19/03 (19 car.)
101	Errict Rhett vs. Pit., 9/19/99 (22 car.)
100	Jamal Lewis vs. Cle., 12/22/02 (21 car.)
100	Priest Holmes vs. Ten., 12/5/99 (9 car.)
100	Bam Morris vs. Pit., 12/1/96 (28 car.)

Current Ravens in Bold



INTERCEPTION RECORDS

TOP CAREER INTERCEPTIONS

RANK	NAME (SEASONS)	NO	YDS	AVG	LG	TD
1	Reed, Ed (2002-12)	61	1,541*	25.3	107t*	7
2	Lewis, Ray (1996-2012)	31	503	16.2	64	3
3	McAlister, Chris (1999-2008)	26	486	18.7	98t	5
4	Starks, Duane (1998-2001)	20	196	9.8	64	1
	Woodson, Rod (1998-2001)	20	380	19.0	66t	5
6	Landry, Dawan (2006-10)	9	213	23.7	48t	3
7	Langham, Antonio (1996-97)	8	99	12.4	40t	1
	Rolle, Samari (2005-09)	8	76	9.5	44	0
	Webb, Lardarius (2009-12)	8	121	15.1	73t	1
	Williams, Chad (2002-05)	8	320	40.0	98t	3
11	Suggs, Terrell (2003-12)	7	144	20.6	44t	2
12	Thomas, Adalius (2000-06)	6	120	20.0	32	2
13	Baxter, Gary (2001-04)	5	74	14.8	34	0
	Harris, Corey (1998-2001)	5	69	13.8	42	1
	Moore, Stevon (1996-99)	5	66	13.2	38	0
	Sanders, Deion (2004-05)	5	144	28.8	48t	1
	Staten, Ralph (1997-98)	5	37	7.4	14	0
	Turner, Eric (1996)	5	1	0.2	1	0

* NFL Record

50-YARD INT RETURNS

107t*	Ed Reed vs. Phi., 11/23/08
106t	Ed Reed vs. Cle., 11/7/04
98t	Chad Williams at Cin., 12/1/02
98t	Chris McAlister vs. NYJ, 12/24/00
94	Chad Williams vs. Buf., 10/24/04
83t	Chris McAlister at Ari., 10/12/03
78	Ed Reed at NYJ, 11/14/04
73t	Lardarius Webb vs. NYJ, 10/2/11
66t	Rod Woodson at Cle., 11/7/99
64	Ray Lewis vs. Cin., 12/23/01
64	Duane Starks vs. NYJ, 12/24/00
63t	Cary Williams vs. Cle., 9/27/12
60t	Chris McAlister at TB, 9/10/06
60	Haloti Ngata at TB, 9/10/06
60t	Rod Woodson at NYJ, 9/13/98
60	Ray Lewis at STL, 9/12/99

* NFL Record

Current Ravens in Bold

INTERCEPTIONS RECORDS

MOST INTERCEPTIONS

CAREER

61	Ed Reed (2002-12)
31	Ray Lewis (1996-2012)
26	Chris McAlister (1999-2008)
20	Duane Starks (1998-2001)
	Rod Woodson (1998-2001)

SEASON

9	Ed Reed (2008, 2004)
8	Ed Reed (2010)
7	Ed Reed (2007, 2003)
	Rod Woodson (1999)
6	Ray Lewis (2003)
	Chris McAlister (2006)
	Duane Starks (2000)
	Rod Woodson (1998)

GAME

2	26 times by 13 players, last by Ed Reed (9/11/11 vs. Pit.)
---	---

MOST CONSECUTIVE GAMES WITH AN INTERCEPTION

5	Eric Turner (10/27/96-11/24/96)
3	7 times by 4 players, last by Cary Williams (9/27/12-10/14/12)

MOST YARDS GAINED AFTER INTERCEPTIONS

CAREER

*1,541	Ed Reed (2002-12)
503	Ray Lewis (1996-2012)
486	Chris McAlister (1999-2008)
380	Rod Woodson (1998-2001)

SEASON

358	Ed Reed (2004)
264	Ed Reed (2008)
195	Rod Woodson (1999)
183	Ed Reed (2010)

GAME

150	Ed Reed (11/23/08 vs. Phi.)
106	Ed Reed (11/07/04 vs. Cle.)
98	Chris McAlister (12/24/00 vs. NYJ)
	Chad Williams (12/1/02 at Cin.)

LONGEST INTERCEPTION RETURN

*107t	Ed Reed (11/23/08 vs. Phi.)
106t	Ed Reed (11/7/04 vs. Cle.)
98t	Chris McAlister (12/24/00 vs. NYJ)
	Chad Williams (12/1/02 at Cin.)

HIGHEST AVERAGE ON INTERCEPTION RETURNS

CAREER (MIN. 8 INTs)

40.0	Chad Williams (2002-05, 8-320)
25.3	Ed Reed (2002-12, 61-1,541)
23.7	Dawan Landry (2006-10, 9-213)

MOST TDs ON INTERCEPTION RETURNS

CAREER

7	Ed Reed# (2002-12)
5	Chris McAlister (1999-2008)
	Rod Woodson (1998-2001)
3	Three players

SEASON

2	Ed Reed (2008)
	Terrell Suggs (2008)
	Chris McAlister (2006)
	Rod Woodson (1999, 1998)

GAME

1	41 times by 19 players, last by Cary Williams, 9/27/12 vs. Cle.
---	--

* NFL Record

1 Received Lateral for INT-TD Return, 11/5/06



TACKLES/SACKS/FUMBLES

TACKLES RECORDS

MOST TACKLES

CAREER
2,643 Ray Lewis (1996-2012)
721 Kelly Gregg (2001-10)
682 Terrell Suggs (2003-12)
661 Ed Reed (2002-12)
523 Jarret Johnson (2003-11)
522 Jamie Sharper (1997-2001)
508 Bart Scott (2002-08)
502 Peter Boulware (1997-2005)
490 Chris McAlister (1999-2008)
472 Ed Hartwell (2001-04)
457 Michael McCrary (1997-2002)
444 Haloti Ngata (2006-12)
436 Adalius Thomas (2000-06)
387 Dawan Landry (2006-10)
386 Rob Burnett (1996-2001)
340 Rod Woodson (1998-2001)

SEASON

225 Ray Lewis (2003)
210 Ray Lewis (1997)
200 Ray Lewis (2004)
198 Ray Lewis (1999)
196 Ray Lewis (2001)

GAME

25 Ray Lewis (9/14/97 at NYG)
23 Ray Lewis (11/18/07 vs. Cle.)
22 Ray Lewis (10/1/06 vs. SD)
Ray Lewis (12/14/97 vs. Ten.)
20 Ray Lewis (9/30/02 vs. Den.)
Ray Lewis (10/15/00 at Was.)
19 Ray Lewis (9/30/07 at Cle.)
Bart Scott (10/1/06 vs. SD)
Ray Lewis (11/30/03 vs. SF)
Ray Lewis (9/28/03 vs. KC)
Ray Lewis (9/15/02 vs. TB)
Ray Lewis (10/10/99 at Ten.)

LONGEST FUMBLE RETURNS

59	Kelly Gregg vs. Oak., 9/17/06
57t	Adalius Thomas vs. Pit., 11/26/06
36	Anthony Pleasant at SF, 11/17/96
35t	Adalius Thomas vs. GB, 12/19/05
32	Ed Reed at Pit., 12/24/06
28t	Haloti Ngata at STL, 9/25/11
27	Robert Bailey at Jax., 10/8/00
26	Jarret Johnson vs. NYJ, 10/2/11
24	Terrell Suggs vs. Pit., 9/19/04
22t	Ed Reed vs. Was., 12/7/08
22	Jarret Johnson vs. Phi., 11/23/08
22	Will Demps at Ten., 9/18/05
22	Ed Reed vs. Cin., 12/5/04
22t	Ed Reed at Was., 10/10/04
18	Ed Reed at Pit., 11/18/12
13	Ed Reed at KC, 10/7/12
13	Ed Reed at Cin., 11/8/09
13	Jerrol Williams at Pit., 9/8/96

Current Ravens in Bold

SACKS RECORDS

MOST SACKS

CAREER
84.5 Terrell Suggs (2003-12)
70.0 Peter Boulware (1997-2005)
51.0 Michael McCrary (1997-2002)
41.5 Ray Lewis (1996-2012)
38.5 Adalius Thomas (2000-06)

SEASON

15.0 Peter Boulware (2001)
14.5 Michael McCrary (1998)
14.0 Terrell Suggs (2011)
13.0 Trevor Pryce (2006)
12.0 Terrell Suggs (2003, rookie)
11.5 Peter Boulware (1997, rookie)
Michael McCrary (1999)

GAME

4.0	Peter Boulware (1/7/02 vs. Min.)
	Michael McCrary (11/8/98 vs. Oak.)
3.5	Jamie Sharper (11/12/01 at Ten.)
	Michael McCrary (12/5/99 vs. Ten.)
3.0	Terrell Suggs (12/11/11 vs. Ind.)
	Terrell Suggs (11/24/11 vs. SF)
	Terrell Suggs (9/11/11 vs. Pit.)
	Terrell Suggs (12/4/05 vs. Hou.)
	Michael McCrary (12/26/99 vs. Cin.)
	Michael McCrary (11/16/97 vs. Phi.)
	Bennie Thompson (11/10/96 at Jax.)

MOST SACK YARDAGE

CAREER
625 Terrell Suggs (2003-12)
428 Peter Boulware (1997-2005)
350 Michael McCrary (1997-2002)
266 Ray Lewis (1996-2012)

SEASON

120.5	Michael McCrary (1998)
113.5	Trevor Pryce (2006)
97	Terrell Suggs (2003, rookie)
91	Terrell Suggs (2011)
86.5	Peter Boulware (2001)
83.5	Terrell Suggs (2004)

GAME

35	Michael McCrary (11/8/98 vs. Oak.)
29.5	Adalius Thomas (12/2/01 vs. Ind.)
27	Michael McCrary (11/16/97 vs. Phi.)
25	Terrell Suggs (9/11/11 vs. Pit.)
	Ray Lewis (11/26/00 vs. Cle.)
24	Terrell Suggs (12/4/05 vs. Hou.)
	Michael McCrary (12/26/99 vs. Cin.)

FUMBLES RECORDS

FUMBLES

CAREER
48 Joe Flacco (2008-12)
36 Kyle Boller (2003-08)
34 Jamal Lewis (2000-06)

SEASON

11	Joe Flacco (2011), (2008)
	Kyle Boller (2004)
	Tony Banks (1999)
	Vinny Testaverde (1997)

GAME

3	8 times, last by Steve McNair (9/10/07 at Cin.)
---	---

FUMBLES LOST

CAREER
22 Jamal Lewis (2000-06)
19 Kyle Boller (2003-08)
18 Joe Flacco (2008-12)
10 Vinny Testaverde (1996-97)

SEASON

7	Steve McNair (2007)
	Kyle Boller (2004)
	Jamal Lewis (2003)
	Vinny Testaverde (1997)

GAME

3	Steve McNair (9/10/07 at Cin.)
	Vinny Testaverde (11/10/96 at Jax.)

MOST OPPONENT FUMBLES FORCED

CAREER
29 Terrell Suggs (2003-12)
20 Ray Lewis (1996-2012)
17 Adalius Thomas (2000-06)

SEASON

7	Terrell Suggs (2011)
6	Terrell Suggs (2005, 2003)
5	Jamie Sharper (2000)

GAME

3	Terrell Suggs (12/11/11 vs. Ind.)
---	-----------------------------------

MOST OPPONENT FUMBLES RECOVERED

CAREER
20 Ray Lewis (1996-2012)
11 Terrell Suggs (2003-12)
10 Ed Reed (2002-12)

SEASON

5	Rob Burnett (2000)
4	Terrell Suggs (2003)
	Adalius Thomas (2005)
	Corey Harris (2001)
	Rod Woodson (2000)

GAME

2	Haloti Ngata (9/11/11 vs. Pit.)
	Ray Lewis (12/28/08 vs. Jax.)
	Kelly Gregg (9/17/06 vs. Oak.)
	Fernando Smith (10/3/99 at Atl.)

LONGEST FUMBLE RETURN (OPP. FUMBLE)

CAREER
59 Kelly Gregg (2001-10)
57t Adalius Thomas (2000-2006)
36 Anthony Pleasant (1996)

SEASON

59	Kelly Gregg (2006)
57t	Adalius Thomas (2006)
36	Anthony Pleasant (1996)

GAME

59	Kelly Gregg (9/17/06 vs. Oak.)
57t	Adalius Thomas (11/26/06 vs. Pit.)
36	Anthony Pleasant (11/17/96 at SF)

MOST TDs ON OPP. FUMBLE RECOVERY RETURNS

CAREER	
3	Adalius Thomas (2000-06)
2	Ed Reed (2002-12)
1	Dwan Edwards (2004-09)
	Jarrett Johnson (2003-11)
	Jameel McClain (2008-12)
	Haloti Ngata (2006-12)
	Jamie Sharper (1997-2001)

SEASON

2	Adalius Thomas (2005)
1	Jarret Johnson (2011)
	Jameel McClain (2011)
	Haloti Ngata (2011)
	Ed Reed (2008, 2004)
	Dwan Edwards (2009)
	Adalius Thomas (2006)
	Jamie Sharper (2001)

GAME

1	10 times, last by Jarret Johnson (26 yards) and Jameel McClain (6 yards) on 10/2/11 vs. NYJ
---	---



PUNT RETURN RECORDS

TOP 10 CAREER PUNT RETURN YARDS

RANK	NAME (SEASONS)	NO	FC	YDS	AVG	LG	TD
1	Lewis, Jermaine (1996-2001)	231	72	2,730	11.8	89t	6
2	Sams, B.J. (2004-07)	121	26	1,320	10.9	78t	2
3	Brightful, Lamont (2002-03)	60	30	592	9.9	95t	1
4	Webb, Lardarius (2009-12)	52	37	508	9.8	68t	1
5	Jones, Jacoby (2012)	37	16	341	9.2	63t	1
6	Figurs, Yamon (2007-08)	39	20	309	7.9	75t	1
7	Carr, Chris (2009-11)	37	19	285	7.7	34	0
8	Leonhard, Jim (2008)	20	9	232	11.6	46	0
9	Reed, Ed (2002-12)	30	19	205	6.8	63t	1
10	McAlister, Chris (1999-2008)	22	5	166	7.5	28	0

PUNT RETURN RECORDS

MOST PUNT RETURNS

CAREER

231	Jermaine Lewis (1996-2001)
121	B.J. Sams (2004-07)
60	Lamont Brightful (2002-03)

SEASON

57	Jermaine Lewis (1999)
55	B.J. Sams (2004)
45	Lamont Brightful (2003)

GAME

7	6 times, last by Jacoby Jones (12/23/12 vs. NYG)
---	---

MOST FAIR CATCHES

CAREER

72	Jermaine Lewis (1996-2001)
37	Lardarius Webb (2009-12)
30	Lamont Brightful (2002-03)

SEASON

20	Lardarius Webb (2011)
	Lamont Brightful (2003)
18	Jermaine Lewis (1999)

GAME

5	Yamon Figurs (11/30/08 at Cin.)
4	6 times, last by Jacoby Jones (11/18/12 at Pit.)

MOST YARDS GAINED ON PUNT RETURNS

CAREER

2,730	Jermaine Lewis (1996-2001)
1,320	B.J. Sams (2004-07)
592	Lamont Brightful (2002-03)

SEASON

578	Jermaine Lewis (2000)
575	B.J. Sams (2004)
519	Jermaine Lewis (2001)

GAME

184	Jermaine Lewis (12/7/97 vs. Sea.)
173	Jermaine Lewis (12/24/00 vs. NYJ)
121	B.J. Sams (11/19/06 vs. Atl.)

LONGEST PUNT RETURN

95t	Lamont Brightful (11/10/02 vs. Cin.)
89t	Jermaine Lewis (12/24/00 vs. NYJ)
	Jermaine Lewis (12/7/97 vs. Sea.)

HIGHEST AVERAGE

CAREER (MIN. 60 RETURNS)

11.8	Jermaine Lewis (1996-2001)
10.9	B.J. Sams (2004-07)
9.9	Lamont Brightful (2002-03)

SEASON (MIN. 15 RETURNS)

16.1	Lamont Brightful (2002)
	Jermaine Lewis (2000)
15.6	Jermaine Lewis (1997)

GAME (MIN. 3 RETURNS)

43.3	Jermaine Lewis (12/24/00 vs. NYJ)
40.3	B.J. Sams (11/19/06 vs. Atl.)
36.8	Jermaine Lewis (12/7/97 vs. Sea.)

MOST TOUCHDOWNS

CAREER

6	Jermaine Lewis (1996-2001)
2	B.J. Sams (2004-07)

SEASON

2	B.J. Sams (2004)
	Jermaine Lewis (2000, 1998, 1997)

GAME

2	Jermaine Lewis (12/24/00 vs. NYJ)
	Jermaine Lewis (12/7/97 vs. Sea.)

50-YARD PUNT RETURNS

95t	Lamont Brightful vs. Cin., 11/10/02
89t	Jermaine Lewis vs. NYJ, 12/24/00
89t	Jermaine Lewis vs. Sea., 12/7/97
87t	Jermaine Lewis vs. Cin., 9/27/98
78t	B.J. Sams at Was., 10/10/04
75t	Yamon Figurs vs. Ari., 9/23/07
69t	Jermaine Lewis at NYJ, 9/13/98
68t	Lardarius Webb at Cle., 12/4/11
66t	Jermaine Lewis vs. Sea., 12/7/97
65	B.J. Sams vs. Atl., 11/19/06
63t	Jacoby Jones at Pit., 11/18/12
63t	Ed Reed at Cin., 9/10/07
63	B.J. Sams at Cin., 9/26/04
62	Jermaine Lewis vs. Pit., 12/16/01
59	B.J. Sams vs. Atl., 11/19/06
58t	B.J. Sams vs. KC, 10/4/04
54t	Jermaine Lewis vs. NYJ, 12/24/00
51	B.J. Sams vs. Cle., 10/16/05

Current Ravens in Bold



KICK RETURN RECORDS

TOP 10 CAREER KICK RETURN YARDS

RANK	NAME (SEASONS)	NO	YDS	AVG	LG	TD
1	Sams, B.J. (2004-07)	138	3,161	22.9	87	0
2	Lewis, Jermaine (1996-2001)	139	3,153	22.7	76	0
3	Harris, Corey (1998-2001)	123	2,950	24.0	95t	1
4	Figurs, Yamon (2007-08)	75	1,746	23.3	94t	1
5	Brightful, Lamont (2002-03)	63	1,417	22.5	75	0
6	Jones, Jacoby (2012)	38	1,167	30.7	108t*	2
7	Reed, David (2010-12)	39	1,150	29.5	103t	1
8	Webb, Lardarius (2009-12)	37	977	26.4	95t	1
9	Taylor, Chester (2002-05)	45	937	20.8	54	0
10	Parmele, Jalen (2008-10)	33	845	25.6	53	0

KICKOFF RETURN RECORDS

MOST KICKOFF RETURNS

CAREER

139 Jermaine Lewis (1996-2001)
138 B.J. Sams (2004-07)
123 Corey Harris (1998-2001)

SEASON

59 B.J. Sams (2004)
46 Yamon Figurs (2007)
44 B.J. Sams (2005)

GAME

8 Corey Harris (12/13/98 vs. Min.)
B.J. Sams (11/27/05 at Cin.)
7 4 times, last by **Lardarius Webb (10/18/09 at Min.)**

MOST YARDS GAINED ON KICKOFF RETURNS

CAREER

3,161 B.J. Sams (2004-07)
3,153 Jermaine Lewis (1996-2001)
2,950 Corey Harris (1998-2001)

SEASON

1,251 B.J. Sams (2004)
1,167 Jacoby Jones (2012)
1,138 Yamon Figurs (2007)

GAME

243 Corey Harris (12/13/98 vs. Min.)
233 David Reed (12/13/10 at Hou.)
196 Jacoby Jones (10/21/12 at Hou.)
Yamon Figurs (12/9/07 vs. Ind.)

LONGEST KICKOFF RETURN

***108t Jacoby Jones (10/14/12 vs. Dal.)**
105t Jacoby Jones (11/11/12 vs. Oak.)
103t David Reed (12/13/10 at Hou.)
97t Patrick Johnson (12/13/98 vs. Min.)
95t Lardarius Webb (11/1/09 vs. Den.)
Corey Harris (12/13/98 vs. Min.)

* TIES NFL RECORD

COMBINED KICK RETURN RECORDS

MOST COMBINED KICK RETURNS

CAREER

370 Jermaine Lewis (1996-2001)
259 B.J. Sams (2004-07)

SEASON

114 B.J. Sams (2004)
84 Jermaine Lewis (2001)

GAME

11 B.J. Sams (11/14/04 at NYJ)
Lamont Brightful (11/9/03 at STL)

MOST COMBINED KICK RETURN YARDAGE

CAREER

5,883 Jermaine Lewis (1996-2001)
4,481 B.J. Sams (2004-07)
2,950 Corey Harris (1998-2001)

SEASON

1,826 B.J. Sams (2004)
1,558 Jermaine Lewis (2001)
1,508 Jacoby Jones (2012)

HIGHEST AVERAGE

CAREER (MIN. 40 RETURNS)

24.0 Corey Harris (1998-2001), 123-2,950
23.3 Yamon Figurs (2007-08), 75-1,746
22.9 B.J. Sams (2004-07), 138-3,161

SEASON (MIN. 20)

30.7 Jacoby Jones (2012), 38-1,167
29.3 David Reed (2010), 21-616
27.6 Corey Harris (1998), 35-965
26.2 Lardarius Webb (2009), 35-918

GAME (MIN. 3 RETURNS)

53.0 Jacoby Jones (10/14/12 vs. Dal.), 3-159
46.7 B.J. Sams (12/11/05 at Den.), 3-140
45.0 David Reed (11/21/10 at Car.), 3-135

MOST TOUCHDOWNS

CAREER

2 Jacoby Jones (2012)
1 David Reed (2010-12)
Lardarius Webb (2009-12)
Yamon Figurs (2007-08)
Corey Harris (1998-2001)
Patrick Johnson (1998-2001, 2005)

SEASON

2 Jacoby Jones (2012)
1 David Reed (2010)
Lardarius Webb (2009)
Yamon Figurs (2007)
Corey Harris (1998)
Patrick Johnson (1998)

GAME

1 Jacoby Jones (11/11/12 vs. Oak., 105 yards)
Jacoby Jones (10/14/12 vs. Dal., *108 yards)
David Reed (12/13/10 at Hou., 103 yards)
Lardarius Webb (11/1/09 vs. Den., 95 yards)
Yamon Figurs (12/9/07 vs. Ind., 94 yards)
Patrick Johnson (12/13/98 vs. Min., 97 yards)
Corey Harris (12/13/98 vs. Min., 95 yards)

GAME

275 Jermaine Lewis (12/7/97 vs. Sea.)
250 B.J. Sams (10/4/04 vs. KC)
243 Corey Harris (12/13/98 vs. Min.)

MOST COMBINED KICK RETURN TOUCHDOWNS

CAREER

6 Jermaine Lewis, 6 PR (1996-2001)
3 Jacoby Jones, 2 KOR & 1 PR (2012)
2 Lardarius Webb, 1 PR & 1 KOR (2009-12)
Yamon Figurs, 1 PR & 1 KOR (2007)
B.J. Sams, 2 PR (2004-07)

SEASON

3 Jacoby Jones, 2 KOR & 1 PR (2012)
2 Yamon Figurs, 1 PR & 1 KOR (2007)
B.J. Sams, 2 PR (2004)
Jermaine Lewis, 2 PR (2000, 1998, 1997)

GAME

2 Jermaine Lewis, 2 PR (12/24/00 vs. NYJ)
Jermaine Lewis, 2 PR (12/7/97 vs. Sea.)

LONGEST KICKOFF RETURNS

***108t Jacoby Jones vs. Dal., 10/14/12**
105t Jacoby Jones vs. Oak., 11/11/12
103t David Reed at Hou., 12/13/10
97t Patrick Johnson vs. Min., 12/13/98
95t Lardarius Webb vs. Den., 11/1/09
95t Corey Harris vs. Min., 12/13/98
94t Yamon Figurs vs. Ind., 12/9/07
87 B.J. Sams at Den., 12/11/05
84 David Reed at Car., 11/21/10
77 David Reed at Ten., 9/18/11
76 Jermaine Lewis at Ten., 11/12/01
75 Lamont Brightful vs. SF, 11/30/03
73 Lamont Brightful at Mia., 11/16/03
72 B.J. Sams vs. Oak., 9/17/06
68 Lardarius Webb at GB, 12/7/09
66 Corey Harris vs. Jax., 11/28/99
64 B.J. Sams at Ind., 12/19/04
64 Robert Tate vs. Den., 9/30/02
64 Jermaine Lewis vs. Ind., 12/2/01
63 Javin Hunter at Ind., 10/13/02
63 Corey Harris vs. Pit., 9/19/99
61 Yamon Figurs vs. NYJ, 9/16/07
59 B.J. Sams vs. Atl., 11/19/06
58 Lamont Brightful vs. Jax., 11/2/03
57 Yamon Figurs at SD, 11/25/07

* TIES NFL RECORD

LONGEST MISSED FG RETURN

107t Chris McAlister vs. Den., 9/30/02

Current Ravens in Bold



* TIES NFL RECORD

Randall Cobb - GB (9/8/11 vs. NO)
Ellis Hobbs - NE (9/9/07 at NYJ)

PUNTING/KICKING RECORDS

CAREER GROSS PUNTING

RANK	NAME (SEASONS)	NO	YDS	AVG	TB	IN 20	LG	BK
1	Koch, Sam (2006-12)	558	24,891	44.6	46	198	74	2
2	Richardson, Kyle (1998-2001)	364	15,069	41.4	35	128	67	5
3	Zastudil, Dave (2002-05)	327	13,618	41.6	32	89	67	3
4	Montgomery, Greg (1996-97)	151	6,520	43.2	7	47	67	1
5	Murphy, Nick (2004)	18	777	43.2	2	6	54	0
6	Stewart, Kordell (2004-05)	5	177	35.4	0	2	42	0
7	Stover, Matt (1996-2008)	3	100	33.3	2	1	34	0
8	Elling, Aaron (2005)	1	32	32.0	0	1	32	0
9	Boller, Kyle (2003-08)	1	29	29.0	0	0	29	0

PUNTING RECORDS

MOST PUNTS

CAREER

558 **Sam Koch (2006-12)**
 364 Kyle Richardson (1998-2001)
 327 Dave Zastudil (2002-05)

SEASON

103 Kyle Richardson (1999)
 90 Kyle Richardson (1998)
 89 Dave Zastudil (2003)

GAME

10 **Sam Koch (11/05/07 at Pit.)**
 Nick Murphy (11/28/04 at NE)
 Kyle Richardson (12/24/00 vs. NYJ)
 Kyle Richardson (9/20/98 at Jax.)

LONGEST PUNT

74 **Sam Koch (11/9/08 at Hou.)**
 67 **Sam Koch (10/19/08 at Mia.)**
 Dave Zastudil (9/28/03 vs. KC)
 Kyle Richardson (12/27/98 vs. Det.)
 Greg Montgomery (9/29/96 vs. NO)

HIGHEST GROSS PUNTING AVERAGE

CAREER (MIN. 100)

44.6 **Sam Koch (2006-12)**
 43.2 Greg Montgomery (1996-97)
 41.6 Dave Zastudil (2002-05)

SEASON (MIN. 40 PUNTS)

47.1 **Sam Koch (2012)**
 46.5 **Sam Koch (2011)**
 45.0 **Sam Koch (2008)**
 43.9 Kyle Richardson (1998)
 43.8 Greg Montgomery (1999)

GAME (MIN. 4 PUNTS)

52.5 **Sam Koch (11/11/12 vs. Oak.), 4-210**
 Dave Zastudil (9/30/02 vs. Den.), 6-315
 52.2 **Sam Koch (10/24/11 at Jax.), 9-470**
Sam Koch (12/20/08 at Dal.), 5-261
 50.8 **Sam Koch (10/21/07 at Buf.), 6-305**
Sam Koch (10/14/07 vs. STL), 5-254

HIGHEST NET PUNTING AVERAGE

CAREER (MIN. 100)

38.7 **Sam Koch (2006-12)**
 37.2 Greg Montgomery (1996-97)
 35.4 Kyle Richardson (1998-2001)

SEASON (MIN. 40 PUNTS)

40.8 **Sam Koch (2012)**
 39.9 **Sam Koch (2008)**
 39.2 **Sam Koch (2010)**
 38.6 **Sam Koch (2011)**

GAME (MIN. 4 PUNTS)

52.5 **Sam Koch (11/11/12 vs. Oak.), 4-210**
 48.8 **Sam Koch (12/2/12 vs. Pit.), 5-253**
Sam Koch (10/21/12 at Hou.), 5-253
 46.6 **Sam Koch (12/20/08 at Dal.), 5-233**
 46.0 **Sam Koch (9/7/08 vs. Cin.), 5-230**
 45.9 **Sam Koch (11/20/11 vs. Cin.), 8-391**
Sam Koch (10/24/11 at Jax.), 9-413

MOST PUNTS INSIDE THE 20

CAREER

198 **Sam Koch (2006-12)**
 128 Kyle Richardson (1998-2001)
 89 Dave Zastudil (2002-05)

SEASON

39 **Sam Koch (2010)**
 Kyle Richardson (1999)
 35 Kyle Richardson (2000)
 34 **Sam Koch (2008)**

GAME

5 **Sam Koch (12/13/10 at Hou.)**
Sam Koch (10/17/10 at NE)
 Dave Zastudil (11/17/02 at Mia.)
 Kyle Richardson (12/23/01 vs. Cin.)

MOST CONSECUTIVE PUNTS, NONE BLOCKED

304 **Sam Koch (9/20/09-present)**
 177 Dave Zastudil (12/15/02-9/18/05)

MOST PUNTS HAD BLOCKED

CAREER

5 Kyle Richardson (1998-2001)
 3 Dave Zastudil (2002-05)
 2 **Sam Koch (2006-12)**

SEASON

2 Dave Zastudil (2002)
 Kyle Richardson (2001, 1998)

GAME

2 Dave Zastudil (12/8/02 vs. NO)
 1 9 times, last by **Sam Koch (9/13/09 vs. KC)**

LONGEST PUNTS

74 **Sam Koch at Hou., 11/9/08**
 67 **Sam Koch at Mia., 10/19/08**
 67 Dave Zastudil vs. KC, 9/28/03
 67 Kyle Richardson vs. Det., 12/27/98
 67 Greg Montgomery vs. NO, 9/29/96
 65 Kyle Richardson at Den., 9/30/01
 65 Kyle Richardson at Ten., 12/6/98
 64 **Sam Koch vs. STL, 10/14/07**
 64 Greg Montgomery at Pit., 9/8/96
 64 Kyle Richardson at NYJ, 9/13/98
 64 Kyle Richardson vs. Ten., 10/11/98
 63 **Sam Koch at Cin., 1/1/12**
 63 Kyle Richardson at NE, 1/2/00
 63 Kyle Richardson at STL, 9/12/99
 63 Kyle Richardson vs. Oak., 11/8/98

LONGEST FIELD GOALS

56 **Justin Tucker at Phi., 9/16/12**
 56 Wade Richey vs. Cle., 9/14/03
 54 **Justin Tucker at Hou., 10/21/12**
 54 Steve Hauschka at Hou., 11/9/08
 52 Matt Stover at Cle., 9/24/06 (game-winner)
 51 **Justin Tucker at Hou., 10/21/12**
 51 **Justin Tucker at Phi., 9/16/12**
 51 Billy Cundiff at Pit., 11/6/11
 51 Matt Stover at Was., 10/15/00
 51 Matt Stover vs. Pit., 10/29/00
 51 Matt Stover at Ind., 10/13/02
 50 Matt Stover vs. Dal., 11/21/04
 50 Matt Stover vs. KC, 10/4/04
 50 Matt Stover vs. STL, 10/27/96
 50 Matt Stover at Ten., 10/10/99
 50 Matt Stover at Cin., 11/21/99 (game-winner)

Current Ravens in Bold



COMBINED/SCRIMMAGE YARDS

TOP 10 CAREER COMBINED YARDS

RANK	NAME (SEASONS)	NO	YDS	AVG	TD
1	Lewis, Jamal (2000-06)	1,982	9,166	4.6	47
2	Rice, Ray (2008-12)	1,534	8,394	5.5	39
3	Lewis, Jermaine (1996-2001)	532	8,001	15.0	22
4	Mason, Derrick (2005-10)	474	5,778	12.2	29
5	Heap, Todd (2001-10)	475	5,553	11.7	41
6	Sams, B.J. (2004-07)	264	4,502	17.1	3
7	Taylor, Chester (2002-05)	523	3,273	6.3	7
8	Clayton, Mark (2005-09)	266	3,270	12.3	14
9	Taylor, Travis (2000-04)	233	2,982	12.8	15
10	Harris, Corey (1998-2001)	123	2,950	24.0	2

COMBINED YARDS RECORDS

MOST ATTEMPTS

CAREER	SEASON	GAME
1,982 Jamal Lewis (2000-06)		
1,534 Ray Rice (2008-12)		
551 Priest Holmes (1997-2000)		
413 Jamal Lewis (2003)		
370 Ray Rice (2010)		
367 Ray Rice (2011)		
355 Jamal Lewis (2002)		
40 Jay Graham (11/16/97 vs. Phi.)		
38 Bam Morris (10/26/97 at Was.)		
36 Ray Rice (12/19/10 vs. NO)		
Ray Rice (10/17/10 at NE)		
Priest Holmes (11/22/98 at Cin.)		

MOST YARDAGE GAINED

CAREER	SEASON	GAME
9,166 Jamal Lewis (2000-06)		
8,001 Jermaine Lewis (1996-2001)		
8,394 Ray Rice (2008-12)		
2,271 Jamal Lewis (2003)		
2,068 Ray Rice (2011)		
2,041 Ray Rice (2009)		
2,025 Jermaine Lewis (1997)		
308 Jermaine Lewis (12/7/97 vs. Sea.)		
295 Jamal Lewis (9/14/03 vs. Cle.)		
258 Qadry Ismail (12/12/99 at Pit.)		

TOP 10 CAREER SCRIMMAGE YARDS

RANK	NAME (SEASONS)	RUSH	RUSH YDS	REC	REC YDS	TOTAL ATT	SCRIM YDS
1	Lewis, Jamal (2000-06)	1,822	7,801	160	1,365	1,982	9,166
2	Rice, Ray (2008-12)	1,216	5,520	311	2,713	1,527	8,233
3	Mason, Derrick (2005-10)	3	1	471	5,777	474	5,778
4	Heap, Todd (2001-10)	8	61	467	5,492	475	5,553
5	McGahee, Willis (2007-10)	673	2,802	96	544	769	3,346
6	Clayton, Mark (2005-09)	25	112	234	3,116	259	3,228
7	Taylor, Travis (2000-04)	29	224	204	2,758	233	2,982
8	Ismail, Qadry (1999-2001)	1	4	191	2,819	192	2,823
9	Holmes, Priest (1997-2000)	459	2,102	88	585	547	2,687
10	Boldin, Anquan (2010-12)	3	5	186	2,645	189	2,650

SCRIMMAGE YARDS RECORDS

MOST ATTEMPTS

CAREER	SEASON	GAME
1,982 Jamal Lewis (2000-06)		
1,527 Ray Rice (2008-12)		
769 Willis McGahee (2007-10)		
413 Jamal Lewis (2003)		
370 Ray Rice (2010)		
367 Ray Rice (2011)		
355 Jamal Lewis (2002)		
40 Jay Graham (11/16/97 vs. Phi.)		
38 Bam Morris (10/26/97 at Was.)		
36 Ray Rice (12/19/10 vs. NO)		
Ray Rice (10/17/10 at NE)		
Priest Holmes (11/22/98 at Cin.)		

MOST YARDAGE GAINED

CAREER	SEASON	GAME
9,166 Jamal Lewis (2000-06)		
8,233 Ray Rice (2008-12)		
5,778 Derrick Mason (2005-10)		
2,271 Jamal Lewis (2003)		
2,068 Ray Rice (2011)		
2,041 Ray Rice (2009)		
1,776 Ray Rice (2010)		
295 Jamal Lewis (9/14/03 vs. Cle.)		
258 Qadry Ismail (12/12/99 at Pit.)		
233 Ray Rice (12/19/10 vs. NO)		

YARDS FROM SCRIMMAGE (ALL 150-YARD GAMES)

295	Jamal Lewis vs. Cle., 9/14/03
258	Qadry Ismail at Pit., 12/12/99
233	Ray Rice vs. NO, 12/19/10
232	Jamal Lewis at Cin., 9/26/04
227	Priest Holmes at Cin., 11/22/98
226	Jamal Lewis at Cle., 12/21/03
219	Ray Rice vs. Det., 12/13/09
214	Ray Rice at Cle., 12/4/11
213	Jamal Lewis at Cle., 10/6/02
207	Jamal Lewis vs. Dal., 11/19/00
199	Ray Rice at Cin., 1/1/12
198	Derrick Alexander vs. Pit., 12/1/96
194	Ray Rice at Min., 10/18/09
184	Bam Morris at Was., 10/26/97
182	Bam Morris at Jax., 11/10/96
180	Jamal Lewis at Cin., 12/7/03
180	Ray Rice vs. Mia., 11/7/10
179	Jamal Lewis at Cin., 11/5/00
178	Priest Holmes vs. Cin., 9/27/98
176	Ray Rice at Cle., 11/2/08
170	Jamal Lewis vs. Cle., 11/26/00
169	Jay Graham vs. Phi., 11/16/97
167	Jamal Lewis vs. Mia., 1/2/05
167	Willis McGahee at Oak., 1/3/10
166	Travis Taylor at Atl., 11/3/02
165	Torrey Smith vs. Cin., 11/20/11
164	Ray Rice at SD, 11/25/12
164	Mark Clayton at Cin., 11/30/08
164	Ray Rice at STL, 9/25/11
164	Chester Taylor vs. Cin., 12/5/04
162	Torrey Smith at STL, 9/25/11
162	Jamal Lewis vs. Den., 10/26/03
161	Ray Rice vs. Hou., 10/16/11
160	Jamal Lewis vs. Sea., 11/23/03
159	Ray Rice vs. Den., 10/10/10
159	Willis McGahee vs. NE, 12/3/07
159	Jamal Lewis vs. KC, 9/28/03
158	Ray Rice vs. NYG, 12/23/12
156	Jamal Lewis vs. NO, 12/8/02
155	Ray Rice at Pit., 12/27/09
155	Ray Rice vs. Pit., 11/29/09
152	Willis McGahee at Mia., 10/19/08
152	Ray Rice at Phi., 9/16/12
152	Ray Rice at NE, 10/4/09
151	Priest Holmes at Pit., 9/3/00
150	Derrick Alexander vs. Sea., 12/7/97
150	Michael Jackson vs. Jax., 11/24/96
150	Ray Rice vs. NE, 9/23/12

Current Ravens in Bold



TEAM RECORDS

VICTORIES

MOST GAMES WON, SEASON

13 2006
12 2011, 2010, 2000
11 2008
10 2012, 2003, 2001

MOST CONSECUTIVE GAMES WON

8 2000-01 (final 7 through 1st)
7 2000
5 2010-11 (final 4 through 1st)
2006

MOST HOME GAMES WON

8 2011
7 2010, 2006, 2003
6 2012, 2009, 2008, 2005, 2004, 2001, 2000

MOST CONSECUTIVE HOME GAMES WON

15 2010-12 (last 2 through 1st 5)
8 2006-07 (last 5 through 1st 3)
7 2009-10 (last 2 through 1st 5)
2000-01 (last 4 through 1st 3)

MOST AWAY GAMES WON

6 2006, 2000
5 2010, 2008
4 2012, 2011, 1999

MOST CONSECUTIVE AWAY GAMES WON

3 2012, 2010, 2008, 2001, 2000

DEFEATS

MOST GAMES LOST, SEASON

12 1996
11 2007

MOST CONSECUTIVE GAMES LOST

9 2007

MOST HOME GAMES LOST, SEASON

4 2007, 2002, 1999, 1998, 1997, 1996

MOST CONSECUTIVE HOME GAMES LOST

4 2007
3 1999

MOST AWAY GAMES LOST, SEASON

8 2005, 1996
7 2007

MOST CONSECUTIVE AWAY GAMES LOST

11 2004-05 (final 3 through all 8)
8 2005, 1996
7 2007-08 (final 5 through 1st 2)

SCORING

MOST POINTS SCORED

SEASON
398 2012
391 2009, 2003
385 2008

GAME

55 11/11/12 vs. Oak.
48 12/13/09 vs. Det.
12/19/05 vs. GB
44 9/10/12 vs. Cin.
11/30/03 vs. SF
11/23/03 vs. Sea. - OT
11/26/00 vs. Cle.

MOST POINTS SCORED BY OPPONENTS

SEASON
441 1996
384 2007
354 2002

GAME

46 10/6/96 vs. NE
45 11/1/98 vs. Jax.
10/20/96 at Den.
44 12/9/07 vs. Ind.

MOST POINTS SCORED, BOTH TEAMS

SEASON
812 1996
742 2012
672 2003

GAME

85 11/23/03, Bal. (44) vs. Sea. (41) - OT
84 10/6/96, Bal. (38) vs. NE (46)
79 10/20/96, Bal. (34) at Den. (45)

FEWEST POINTS SCORED

SEASON
265 2005
269 1998
275 2007

GAME

0 11/9/97 at Pit.; 9/15/02 vs. TB
3 9 times, last 10/12/08 at Ind.

FEWEST POINTS SCORED BY OPPONENT

SEASON
*165 2000
201 2006
244 2008

GAME

0 10 times, last 11/16/09 at Cle.
3 9 times, last 12/13/09 vs. Det.

FEWEST POINTS SCORED, BOTH TEAMS

SEASON
498 2000
554 2006
564 2005

GAME

9 11/14/99, Bal. (3) at Jax. (6)
13 10/15/00, Bal. (3) at Was. (10)
15 10/7/12, Bal. (9) at KC (6)
10/29/00, Bal. (6) vs. Pit. (9)
11/16/03, Bal. (6) at Mia. (9)

MOST POINTS OVERCOME TO WIN GAME

21 10/30/11 vs. Ari.
(trailed 24-3, won 30-27)
19 11/12/06 at Ten.
(trailed 26-7, won 27-26)
17 11/23/03 vs. Sea.
(trailed 41-24, won 44-41 in OT)

LARGEST BLOWN LEAD TO LOSE GAME

21 10/5/97 vs. Pit. (led 21-0, lost 42-34)
18 11/3/96 vs. Cin. (led 21-3, lost 24-21)
17 12/5/04 vs. Cin. (led 20-3, lost 27-26)

MOST POINTS, EACH HALF

1ST
31 vs. Cle. (11/26/00)
vs. Den. (9/30/02)
28 at NO (10/29/06)

2ND

38 vs. Sea. (11/23/03) (plus 3 in OT)
32 vs. Jax. (9/10/00)
30 vs. Dal. (11/21/04)

MOST POINTS, BOTH TEAMS, HALF

1ST
55 11/1/98, Bal. (13) vs. Jax. (42)
45 9/8/96, Bal. (17) at Pit. (28)
44 10/2/11, Bal. (27) vs. NYJ (17)
10/24/10, Bal. (20) vs. Buf. (24)
12/9/07, Bal. (7) vs. Ind. (37)

2ND

62 11/23/03, Bal. (38, 3 in OT) vs. Sea (24)
54 11/27/05, Bal. (29) at Cin. (25)
50 10/6/96, Bal. (24) vs. NE (26)

MOST POINTS SCORED, EACH QUARTER

1ST
21 9/25/11 at STL
17 10/2/11 vs. NYJ
14 10 times, last 12/23/12 vs. NYG

2ND
31 9/30/02 vs. Den.
24 11/26/00 vs. Cle.
21 3 times, last 12/28/08 vs. Jax.

3RD

21 6 times, last 11/11/12 vs. Oak.

4TH

24 11/23/08 vs. Phi.
22 11/9/08 at Hou.
21 3 times, last 10/18/09 at Min.

OT

6 12/13/10 at Hou.
10/3/99 at Atl.
10/27/96 vs. STL

MOST POINTS ALLOWED, EACH QUARTER

1ST

23 12/9/07 vs. Ind.
17 3 times, last 10/12/08 at Ind.

2ND

28 11/1/98 vs. Jax.
22 11/25/07 at SD
21 4 times, last 10/30/11 vs. Ari.

3RD

17 11/27/05 at Cin.
11/23/03 vs. Sea.
12/2/01 vs. Ind.

4TH

24 12/5/04 vs. Cin.
23 11/28/99 vs. Jax.
21 3 times, last 10/6/02 at Cle.

OT

6 12/16/07 at Mia.
3 6 times, last 12/9/12 at Was.

MOST POINTS, BOTH TEAMS, EACH QUARTER

1ST

26 12/13/98, Bal. (14) vs. Min. (12)

2ND

34 11/1/98, Bal. (6) vs. Jax. (28)

3RD

38 11/23/03, Bal. (21) vs. Sea. (17)

4TH

35 10/6/96, Bal. (24) vs. NE (11)

MOST CONSECUTIVE GAMES SCORING

174 2002 (final 14) - present
71 1997 (final 6) - 2002 (1st game)
25 1996 (all 16) - 1997 (1st 9)

MOST TOUCHDOWNS

SEASON
47 2009
45 1996
44 2012

GAME

7 11/11/12 vs. Oak.
6 12/13/09 vs. Det.
12/19/05 vs. GB
5 15 times, last 9/10/12 vs. Cin.

FEWEST TOUCHDOWNS

SEASON
25 2005
28 2007
29 1998

GAME

0 26 times, last 10/7/12 at KC

MOST TOUCHDOWNS BY OPPONENTS

SEASON
50 1996
39 2007, 1997
38 2002

GAME

6 4 times, last 12/9/07 vs. Ind.

FEWEST TOUCHDOWNS BY OPPONENTS

SEASON
18 2000
21 2006
26 2011, 2008

GAME

0 36 times, last 11/4/12 at Cle.

*16-Game NFL Record



TEAM RECORDS

MOST CONSECUTIVE GAMES SCORING TDs

42 2009 (11) - 2012 (4)

MOST (1-POINT) PAT MADE

SEASON

46 2009

42 2012

41 2008

GAME

7 11/11/12 vs. Oak.

6 12/13/09 vs. Det.

12/19/05 vs. GB

5 10 times, last 9/10/12 vs. Cin.

MOST (1-POINT) PAT MADE BY OPPONENTS

SEASON

41 1996

35 2007, 1998

33 1997

GAME

6 4 times, last 12/9/07 vs. Ind.

FEWEST (1-POINT) PAT MADE

SEASON

23 2005

24 1998

25 2001

FEWEST (1-POINT) PAT MADE BY OPPONENTS

SEASON

15 2000

20 2006

24 2004

MOST (2-POINT) PAT

SEASON

5 1996

4 2003

2 4 times, last 2002

GAME

3 10/6/96 vs. NE

2 10/19/03 at Cin.

1 19 times, last 11/4/12 at Cle.

MOST (2-POINT) PAT BY OPPONENT

SEASON

7 1996

4 1999

2 2002, 1997

GAME

2 11/28/99 vs. Jax.

10/6/96 vs. NE

1 18 times, last 12/9/12 at Was.

MOST FIELD GOALS ATTEMPTED

SEASON

40 2003

39 2011, 2000

35 2008, 2005, 2001

GAME

6 11/22/09 vs. Ind.

9/21/97 at Ten.

5 14 times, last 10/16/11 vs. Hou.

MOST FIELD GOALS MADE

SEASON

35 2000

34 2003

30 2012, 2011, 2005, 2001

GAME

5 6 times, last 10/16/11 vs. Hou.

FEWEST FIELD GOALS ATTEMPTED

SEASON

25 1996

26 2002

28 1998

FEWEST FIELD GOALS MADE

SEASON

19 1996

21 2009, 2002, 1998

26 2010, 1997

MOST FIELD GOALS ATTEMPTED BY OPPONENT

SEASON

43 2007

39 2012

34 1997

GAME

7 11/11/07 vs. Cin.

6 12/13/98 vs. Min.

5 11 times, last 11/4/12 at Cle.

MOST FIELD GOALS MADE BY OPPONENT

SEASON

37 2012, 2007

29 2005, 2002

28 2011, 2003, 1996

GAME

7 11/11/07 vs. Cin

6 12/13/98 vs. Min.

5 7 times, last 11/4/12 at Cle.

FEWEST FIELD GOALS ATTEMPTED BY OPPONENT

SEASON

19 2000

22 2008

23 2006

FEWEST FIELD GOALS MADE BY OPPONENT

SEASON

14 2000

17 2006

19 2001, 1999

MOST CONSECUTIVE GAMES SCORING FIELD GOALS

38 1999 (final 6) - 2001

MOST CONSECUTIVE GAMES SCORING FIELD GOALS, BY OPPONENT

15 2002 (final game) - 2003 (1st 14 games)

1996 (2nd-16th game)

MOST SAFETIES

SEASON

3 2008

GAME

1 10 times, last 11/23/08 vs. Phi.

MOST SAFETIES BY OPPONENT

SEASON

2 2002

1 2012, 2007, 2006, 2005, 2004, 1997, 1996

GAME

1 9 times, last 10/21/12 at Hou.

FIRST DOWNS

MOST FIRST DOWNS

SEASON

338 1996

320 2009

314 2012

GAME

32 9/13/09 vs. KC

30 10/30/11 vs. Ari.

29 11/24/96 vs. Jax.

28 4 times, last 9/23/12 vs. NE

FEWEST FIRST DOWNS

SEASON

243 1998

259 2003, 1999

260 2004

GAME

5 11/5/07 at Pit.

12/24/00 vs. NYJ

MOST FIRST DOWNS BY OPPONENT

SEASON

351 1996

326 2012

316 2002

GAME

33 9/23/12 vs. NE

11/3/96 vs. Cin.

30 10/14/12 vs. Dal.

9/30/02 vs. Den.

FEWEST FIRST DOWNS BY OPPONENT

SEASON

216 2000

228 2008

236 2006

GAME

5 11/26/00 vs. Cle.

6 3 times, last 9/13/10 at NYJ

MOST FIRST DOWNS RUSHING

SEASON

132 2008

116 2000

115 2009, 2003

GAME

17 10/10/10 vs. Den.

16 12/4/11 at Cle.

15 11/19/00 vs. Dal.

14 3 times, last on 12/13/09 vs. Det.

FEWEST FIRST DOWNS RUSHING

SEASON

86 2006, 1998

87 1999

90 2002

GAME

0 9/18/05 at Ten.

1 7 times, last 10/24/11 at Jax.

MOST FIRST DOWNS RUSHING BY OPPONENT

SEASON

115 1996

105 2012

101 1997

GAME

15 11/3/96 vs. Cin.

14 9/8/96 at Pit.

12 7 times, last 12/16/12 vs. Den.

FEWEST FIRST DOWNS RUSHING BY OPPONENT

SEASON

58 2008

59 2006, 2000

69 2007

GAME

0 10/29/06 at NO

12/28/03 vs. Pit.

12/19/99 vs. NO

MOST FIRST DOWNS PASSING

SEASON

208 1996

187 2009

182 2012

GAME

20 9/13/09 vs. KC

19 4 times, last on 11/25/12 at SD

FEWEST FIRST DOWNS PASSING

SEASON

121 2003

135 2004

140 1998

GAME

3 11/9/97 at Pit.

4 8 times, last 11/5/07 at Pit.

MOST FIRST DOWNS PASSING BY OPPONENT

SEASON

213 1996

190 2002

187 2012, 2010

GAME

21 12/13/10 at Hou.

10/24/10 vs. Buf.

20 11/28/99 vs. Jax.

12/13/98 vs. Min.



TEAM RECORDS

FEWEST FIRST DOWNS PASSING BY OPPONENT

SEASON
 135 2000
 144 2003
 151 2006

GAME
 2 9/13/10 at NYJ
 11/26/00 vs. Cle.
 3 4 times, last 11/21/10 at Car.

MOST FIRST DOWNS BY PENALTY

SEASON
34 2012
 33 2011
 31 2010

GAME
 6 9/13/10 at NYJ
 5 8 times, last 9/23/12 vs. NE

FEWEST FIRST DOWNS BY PENALTY

SEASON
 16 2000
 17 2006, 1998, 1997
 18 2009

MOST FIRST DOWNS BY PENALTY BY OPPONENT

SEASON
 37 2005
34 2012, 2009
 32 1999

GAME
8 9/23/12 vs. NE
 10/9/05 at Det.
 7 11/15/98 at SD
 6 12/7/09 at GB
 9/14/97 at NYG

FEWEST FIRST DOWNS BY PENALTY BY OPP.

SEASON
 18 2010, 2008
 20 2001
 22 2000

NET YARDS

MOST NET YARDS (RUSHING AND PASSING)

SEASON
 5,723 1996
5,640 2012
 5,619 2009

GAME
 553 9/25/11 at STL
 548 12/13/09 vs. Det.
533 12/23/12 vs. NYG
503 9/23/12 vs. NE
 501 9/13/09 vs. KC
 479 9/27/09 vs. Cle.
 11/19/00 vs. Dal.

FEWEST NET YARDS (RUSHING AND PASSING)

SEASON
 4,375 2004
 4,498 1998
 4,639 2002

GAME
 104 11/5/07 at Pit.
 124 11/28/04 at NE
 142 12/24/00 vs. NYJ

MOST NET YARDS BY OPP. (RUSHING AND PASSING)

SEASON
 5,889 1996
5,615 2012
 5,363 1997
 5,353 2002

GAME
 548 10/20/96 at Den.
 540 11/29/98 vs. Ind.
 524 12/24/00 vs. NYJ

FEWEST NET YARDS BY OPP. (RUSHING AND PASSING)

SEASON
 3,967 2000
 4,177 2008
 4,222 1999

GAME
 94 9/24/00 vs. Cin.
 107 10/10/04 at Was.
 112 11/26/00 vs. Cle.

MOST TOTAL NET YARDS, BOTH TEAMS

GAME
 964 10/27/96, Bal. (478) vs. STL (486) - OT
 940 10/20/96, Bal. (392) at Den. (548)
899 9/23/12, Bal. (503) vs. NE (396)

FEWEST TOTAL NET YARDS, BOTH TEAMS

GAME
 339 10/10/04, Bal. (232) at Was. (107)
 351 10/24/11, Bal. (146) at Jax. (205)
 364 11/15/98, Bal. (161) at SD (203)

RUSHING

MOST RUSHING ATTEMPTS

SEASON
 592 2008
 552 2003
 511 2000

GAME
 55 12/4/11 at Cle.
 51 11/26/00 vs. Cle.
 47 10/10/10 vs. Den.
46 12/30/12 at Cin.
 10/26/08 vs. Oak.
 9/7/08 vs. Cin.

FEWEST RUSHING ATTEMPTS

SEASON
 408 1998
 416 1996
 420 1997

GAME
 12 3 times, last 10/21/12 at Hou.
 13 9/18/05 at Ten.
 12/16/01 vs. Pit.
 14 3 times, last 12/18/11 at SD

MOST RUSHING ATTEMPTS BY OPPONENT

SEASON
 508 1996
492 2012
 472 1998

GAME
50 10/7/12 at KC
 47 10/27/96 vs. STL - OT
 46 10/4/04 vs. KC
45 12/16/12 vs. Den.

FEWEST RUSHING ATTEMPTS BY OPPONENT

SEASON
 361 2000
 366 2008
 367 2006

GAME
 11 11/26/06 vs. Pit.
 13 10/10/10 vs. Den.
 9/10/06 at TB
 10/1/00 at Cle.

MOST YARDS GAINED RUSHING

SEASON
 2,674 2003
 2,376 2008
 2,200 2009

GAME
 343 9/14/03 vs. Cle.
 308 12/13/09 vs. Det.
 290 12/4/11 at Cle.
 276 12/21/03 at Cle.

FEWEST YARDS GAINED RUSHING

SEASON
 1,589 1997
 1,605 2005
 1,629 1998

GAME
 14 9/18/05 at Ten.
 24 12/20/98 at Chi.
 34 10/24/11 at Jax.

MOST YARDS GAINED RUSHING BY OPPONENT

SEASON
1,965 2012
 1,920 1996
 1,762 2002

GAME
227 10/14/12 vs. Dal.
 222 10/20/96 at Den.
214 10/7/12 at KC
 10/5/97 vs. Pit.
 207 11/16/08 at NYG

FEWEST YARDS GAINED RUSHING BY OPPONENT

SEASON
 970 2000
 1,214 2006
 1,231 1999

GAME
 4 9/24/00 vs. Cin.
 11 12/19/99 vs. NO
 21 11/26/06 vs. Pit.

HIGHEST AVERAGE GAIN, RUSHING

SEASON
 4.8 2003
 4.7 2009
4.3 2012, 2011, 2000

LOWEST AVERAGE GAIN, RUSHING

SEASON
 3.4 2006
 3.6 2005
 3.7 2001

HIGHEST AVERAGE GAIN, RUSHING BY OPPONENT

SEASON
4.0 2012
 3.9 2010
 3.8 1996
 3.7 2005, 2002

LOWEST AVERAGE GAIN, RUSHING BY OPPONENT

SEASON
 2.7 2000
 2.8 2007
 3.1 1999

MOST TOUCHDOWNS RUSHING

SEASON
 22 2009
 20 2008
 18 2003

GAME
 5 12/13/09 vs. Det.
 4 10/10/10 vs. Den.
 3 11 times, last 11/11/12 vs. Oak.

FEWEST TOUCHDOWNS RUSHING

SEASON
 5 2005
 7 1998, 1997
 9 2002, 2000, 1999

MOST TOUCHDOWNS RUSHING BY OPPONENT

SEASON
 18 1996
 17 2002, 1997
15 2012
 12 1998

GAME
 4 10/9/05 at Det.
 3 8 times, last 12/18/11 at SD



TEAM RECORDS

FEWEST TOUCHDOWNS RUSHING BY OPPONENT

SEASON	RECORD
4	2008
5	2010, 2006, 2000
6	2003, 1999

PASSING

MOST PASSING ATTEMPTS

SEASON	RECORD
586	1997
570	1996
562	2005

GAME	RECORD
64	9/23/01 at Cin.
54	9/11/05 vs. Ind.
53	2 times, last 11/13/11 at Sea.

FEWEST PASSING ATTEMPTS

SEASON	RECORD
415	2003
433	2008
465	2004

GAME	RECORD
17	10/4/04 vs. KC 11/8/98 vs. Oak.
18	6 times, last 10/10/04 at Was.

MOST PASSING ATTEMPTS BY OPPONENT

SEASON	RECORD
599	1999
596	2010
573	2002

GAME	RECORD
69	12/24/00 vs. NYJ
62	12/13/10 at Hou.
56	12/13/98 vs. Min.

FEWEST PASSING ATTEMPTS BY OPPONENT

SEASON	RECORD
490	2007
501	2004
509	2006

GAME	RECORD
15	10/13/96 at Ind.
16	9/17/00 vs. Mia. 10/21/99 vs. KC

MOST PASS COMPLETIONS

SEASON	RECORD
341	2007
338	1997
335	2005, 1996

GAME	RECORD
34	9/30/07 at Cle. 9/11/05 vs. Ind. 9/23/01 at Cin.

FEWEST PASS COMPLETIONS

SEASON	RECORD
217	2003
258	2004
261	2008

GAME	RECORD
7	9/14/03 vs. Cle.
8	12/7/03 vs. Cin. 12/12/99 at Pit.

MOST PASS COMPLETIONS BY OPPONENT

SEASON	RECORD
360	2002
350	1996
349	2010

GAME	RECORD
36	12/24/00 vs. NYJ
35	9/30/02 vs. Den.
32	11/11/10 at Atl. 12/13/98 vs. Min.

FEWEST PASS COMPLETIONS BY OPPONENT

SEASON	RECORD
276	2008, 2004
279	2006
288	2011

GAME	RECORD
9	6 times, last 10/24/11 at Jax.

MOST NET YARDS GAINED, PASSING

SEASON	RECORD
3,978	1996
3,739	2012
3,702	1997

GAME	RECORD
404	10/27/96 vs. STL - OT
385	9/25/11 at STL
382	9/23/12 vs. NE

FEWEST NET YARDS GAINED, PASSING

SEASON	RECORD
2,255	2003
2,312	2004
2,808	2008

GAME	RECORD
37	12/17/00 at Ari.
40	11/5/07 at Pit.
47	11/28/04 at NE

MOST NET YARDS GAINED, PASSING BY OPPONENT

SEASON	RECORD
3,969	1996
3,673	1997
3,650	2012

GAME	RECORD
473	12/24/00 vs. NYJ
421	9/20/09 at SD
378	12/13/10 at Hou.

FEWEST NET YARDS GAINED, PASSING BY OPPONENT

SEASON	RECORD
2,805	2003
2,875	2008
2,958	2005

GAME	RECORD
55	10/10/04 at Was.
60	9/13/10 at NYJ
64	12/10/00 vs. SD

MOST TIMES SACKED

SEASON	RECORD
56	1999
43	2000
42	2005, 2003

GAME	RECORD
7	8 times, last 12/18/11 at SD

FEWEST TIMES SACKED

SEASON	RECORD
17	2006
33	2011, 2008
35	2004

MOST TIMES OPPONENTS SACKED

SEASON	RECORD
60	2006
49	1999
48	2011

GAME	RECORD
9	11/24/11 vs. SF 11/26/06 vs. Pit. 11/16/97 vs. Phi. - OT
7	9/24/06 at Cle. 12/26/99 vs. Cin.

FEWEST TIMES OPPONENTS SACKED

SEASON	RECORD
27	2010
30	1996
32	2009, 2007

MOST CONSECUTIVE GAMES OPPONENTS SACKED

22	(9th game in 2000 - 14th in 2001)
21	(5th game in 2008 - 9th game in 2009) (15th game in 2005 - 3rd in 2007) (8th game in 1997 - 12th in 1998)

HIGHEST COMPLETION PERCENTAGE

SEASON	RECORD
62.9	2009 (321-510)
62.7	2010 (308-491)
62.6	2006 (328-524)

GAME	RECORD
80.0	11/1/09 vs. Den. (20-25) 9/9/01 vs. Chi. (24-30)
79.4	11/1/98 vs. Jax. (27-34)
78.9	1/1/12 at Cin. (15-19)
77.8	12/10/06 at KC (21-27) 11/26/06 vs. Pit. (21-27)

LOWEST COMPLETION PERCENTAGE

SEASON	RECORD
49.5	1999 (270-546)
52.3	2003 (217-415)
54.7	2002 (262-479)

GAME	RECORD
30.8	12/12/99 at Pit. (8-26)
32.3	10/2/11 vs. NYJ (10-31)
35.3	11/15/98 at SD (12-34)

HIGHEST COMPLETION PERCENTAGE BY OPPONENT

SEASON	RECORD
65.2	1996 (350-537)
62.8	2002 (360-573)
60.1	2012 (335-557)

GAME	RECORD
83.9	11/17/96 at SF (26-31)
80.6	12/5/04 vs. Cin. (29-36)
79.4	10/14/01 at GB (27-34)

LOWEST COMPLETION PERCENTAGE BY OPPONENT

SEASON	RECORD
52.3	2008 (276-528)
53.8	2011 (288-535)
54.8	2006 (279-509), 1999 (328-599)

GAME	RECORD
31.4	10/2/11 vs. NYJ (11-35)
35.7	11/15/98 at SD (15-42)
36.4	11/30/08 at Cin. (12-33)

MOST TOUCHDOWNS PASSING

SEASON	RECORD
34	1996
25	2010, 1997
22	2012
21	2011, 2009, 2006, 1999

GAME	RECORD
5	9/10/00 vs. Jax.
4	5 times, last 12/20/09 vs. Chi.

FEWEST TOUCHDOWNS PASSING

SEASON	RECORD
13	2007, 2004
16	2008, 2003, 1998
17	2005

MOST TOUCHDOWNS PASSING BY OPPONENT

SEASON	RECORD
27	2007, 1996
22	2010
20	1999, 1998, 1997

GAME	RECORD
5	11/5/07 at Pit. 11/23/03 vs. Sea.

FEWEST TOUCHDOWNS PASSING BY OPPONENT

SEASON	RECORD
11	2011, 2000
14	2004
15	2012
16	2006, 2002, 2001



TEAM RECORDS

MOST PASSES HAD INTERCEPTED

SEASON
 21 2005
 20 2001, 1999, 1996
 19 2003, 2000

GAME
 4 6 times, last 9/19/10 at Cin.

FEWEST PASSES HAD INTERCEPTED

SEASON
 10 2010
 11 2012, 2004
 12 2011, 2008

PUNTING

MOST PUNTS

SEASON
 104 1999
 97 2004
 92 1998

GAME
 10 5 times, last 11/5/07 at Pit.

FEWEST PUNTS

SEASON
 69 1996
 73 2011
 74 2009

GAME
 0 11/7/10 vs. Mia.
 9/30/07 at Cle.
 1 10/31/05 at Pit.
 9/24/00 vs. Cin.

MOST PUNTS BY OPPONENT

SEASON
 115 1999
 105 2003
 98 2001

GAME
 11 11/30/08 at Cin.
 12/19/99 vs. NO
 10 4 times, last 10/7/01 vs. Ten.

FEWEST PUNTS BY OPPONENT

SEASON
 68 1996
 76 2007
 78 2002

GAME
 0 2 times, last 12/18/11 at SD
 1 10/14/12 vs. Dal.
 2 13 times, last 10/24/10 vs. Buf.

HIGHEST GROSS PUNTING AVERAGE

SEASON
 47.1 2012
 46.5 2011
 45.0 2008

LOWEST GROSS PUNTING AVERAGE

SEASON
 38.0 2001
 40.2 2000
 40.5 2002

HIGHEST GROSS PUNTING AVERAGE BY OPPONENT

SEASON
 46.2 2012
 44.9 2006
 44.5 2000

LOWEST GROSS PUNTING AVERAGE BY OPPONENT

SEASON
 40.1 2004, 2003
 40.5 2005
 40.8 2002

HIGHEST NET PUNTING AVERAGE

SEASON
 40.8 2012
 39.9 2008
 39.2 2010

LOWEST NET PUNTING AVERAGE

SEASON
 32.9 2002, 2001
 33.9 2000
 34.6 2004

HIGHEST NET PUNTING AVERAGE BY OPPONENT

SEASON
 41.2 2012
 39.1 2010
 38.4 2011

LOWEST NET PUNTING AVERAGE BY OPPONENT

SEASON
 32.8 2002
 33.0 2005
 33.1 2004, 2000

PUNT RETURNS

MOST PUNT RETURNS

SEASON
 60 2004
 59 1999
 53 2003

GAME
 9 11/26/00 vs. Cle.
 8 11/25/12 at SD
 7 6 times, last 12/23/12 vs. NYG

FEWEST PUNT RETURNS

SEASON
 34 2002
 35 2007
 36 2011

MOST PUNT RETURNS BY OPPONENT

SEASON
 55 2005
 53 1997
 49 2012

GAME
 7 2 times, last 12/4/05 at Hou.
 6 15 times, last 12/16/12 vs. Den.

FEWEST PUNT RETURNS BY OPPONENT

SEASON
 27 1996
 33 2011, 2001
 34 2010

MOST FAIR CATCHES

SEASON
 27 2011
 26 2012, 2010
 23 2003

GAME
 5 11/30/08 at Cin.
 4 7 times, last 11/18/12 at Pit.

MOST FAIR CATCHES BY OPPONENT

SEASON
 28 1999
 24 1998
 23 2000

GAME
 6 12/19/99 vs. NO
 4 4 times, last 10/24/10 vs. Buf.

MOST YARDS, PUNT RETURNS

SEASON
 713 2000
 616 2004
 564 1997

GAME
 184 12/7/97 vs. Sea.
 173 12/24/00 vs. NYJ
 126 11/26/00 vs. Cle.

FEWEST YARDS, PUNT RETURNS

SEASON
 290 2009
 319 2010
 338 2007

MOST YARDS, PUNT RETURNS BY OPPONENT

SEASON
 481 2005
 471 2002
 468 1999

GAME
 117 11/2/97 at NYJ (OT)
 112 10/30/11 vs. Ari.
 110 11/23/97 vs. Ari.

FEWEST YARDS, PUNT RETURNS BY OPPONENT

SEASON
 183 2001
 245 2008
 273 1996

HIGHEST AVERAGE, PUNT RETURNS

SEASON
 15.8 2000 (45-713)
 13.4 1997 (42-564)
 12.6 1998 (43-541)

LOWEST AVERAGE, PUNT RETURNS

SEASON
 7.4 2010 (43-319), 2009 (39-290)
 7.7 2003 (53-410), 1999 (59-452)
 7.8 2006 (45-351)

HIGHEST AVERAGE, PUNT RETURNS BY OPPONENT

SEASON
 11.9 2011 (33-392)
 11.8 2002 (40-471)
 10.9 1999 (43-468)

LOWEST AVERAGE, PUNT RETURNS BY OPPONENT

SEASON
 5.5 2001 (33-183)
 6.4 2008 (38-245)
 7.1 1998 (40-284)

MOST TOUCHDOWNS ON PUNT RETURNS

SEASON
 2 2007, 2004, 2000, 1998, 1997
 1 2012, 2011, 2002

GAME
 2 12/24/00 vs. NYJ
 12/7/97 vs. Sea.
 1 9 times, last 11/18/12 at Pit.

MOST TDs ON PUNT RETURNS BY OPPONENT

SEASON
 2 2011, 2002
 1 2009, 2005, 1999, 1998

GAME
 1 8 times, last 12/24/11 vs. Cle.

KICKOFF RETURNS

MOST KICKOFF RETURNS

SEASON
 86 1996
 71 1997
 69 1998

GAME
 10 12/13/98 vs. Min.
 9 9/10/00 vs. Jax.
 8 6 times, last 10/18/09 at Min.

FEWEST KICKOFF RETURNS

SEASON
 42 2011
 45 2006, 2000
 50 2008
 54 1999



TEAM RECORDS

MOST KICKOFF RETURNS BY OPPONENT

SEASON
77 2009
76 2008
75 2006
GAME
9 12/13/09 vs. Det.
12/19/05 vs. GB
12/2/01 vs. Ind.

FEWEST KICKOFF RETURNS BY OPPONENT

SEASON
36 2011
37 2012
38 2010

MOST YARDS, KICKOFF RETURNS

SEASON
1,734 1996
1,700 1998
1,636 2012
GAME
367 12/13/98 vs. Min.
233 12/13/10 at Hou.
201 10/21/12 at Hou.

FEWEST YARDS, KICKOFF RETURNS

SEASON
1,005 2000
1,007 2008
1,046 2006
GAME
0 4 times, last 12/30/07 vs. Pit.

MOST YARDS, KICKOFF RETURNS BY OPPONENT

SEASON
1,720 2008
1,636 2006
1,565 2009
GAME
245 11/18/07 vs. Cle.
244 11/10/02 vs. Cin.
237 11/2/08 at Cle.
1/2/05 vs. Mia.

FEWEST YARDS, KICKOFF RETURNS BY OPP.

SEASON
859 2012
987 2010
1,050 2011
GAME
0 12/18/11 at SD
11/20/11 vs. Cin.
9/18/11 at Ten.
12/5/10 vs. Pit.
11/16/03 at Mia.
9/8/02 at Car.

HIGHEST AVERAGE, KICKOFF RETURNS

SEASON
27.3 2012 (60-1,636)
26.2 2009 (59-1,547)
24.9 2011 (42-1,047)

LOWEST AVERAGE, KICKOFF RETURNS

SEASON
20.1 2008 (50-1,007)
20.2 1997 (71-1,435), 1996 (86-1,735)
20.3 1999 (54-1,098)

HIGHEST AVERAGE, KICKOFF RETURNS BY OPPONENT

SEASON
29.2 2011 (36-1,050)
26.0 2010 (38-987)
23.7 2007 (61-1,444)

LOWEST AVERAGE, KICKOFF RETURNS BY OPPONENT

SEASON
20.0 1996 (70-1,402)
20.3 2009 (77-1,565)
20.5 1998 (57-1,168)

MOST TOUCHDOWNS ON KICKOFF RETURNS

SEASON
2 2012, 1998
GAME
*2 12/13/98 vs. Min.

MOST TDs ON KICKOFF RETURNS BY OPPONENT

SEASON
2 2008, 2004, 1998
1 2011, 2003, 2002, 1997
GAME
1 10 times, last 10/2/11 vs. NYJ

FUMBLES

MOST FUMBLES

SEASON
37 2003, 1997
35 2007
34 2002
GAME
7 10/13/02 at Ind.
10/22/00 vs. Ten.
5 10 times, last 12/20/08 at Dal.

FEWEST FUMBLES

SEASON
14 2012
19 2009
21 2006

MOST FUMBLES BY OPPONENT

SEASON
45 2000
29 2003
28 2005
GAME
8 10/8/00 at Jax.
5 6 times, last 10/2/11 vs. NYJ

FEWEST FUMBLES BY OPPONENT

SEASON
12 2007
17 1998
20 2009

MOST FUMBLES LOST

SEASON
26 2007
19 2003
18 2002
GAME
5 12/13/98 vs. Min.
4 4 times, last 11/11/07 vs. Cin.

FEWEST FUMBLES LOST

SEASON
5 2012
7 2000
9 2009, 2008, 2006

MOST FUMBLES LOST BY OPPONENT

SEASON
26 2000
17 2003
15 2005
GAME
4 4 times, last 9/11/11 vs. Pit.

FEWEST FUMBLES LOST BY OPPONENT

SEASON
6 2007, 2002, 1998
7 1996
8 2010, 2008

MOST OWN FUMBLES RECOVERED

SEASON
20 1997
19 2008, 2000
18 2003

* Ties NFL Record

FEWEST OWN FUMBLES RECOVERED

SEASON
9 2012, 2007
10 2009, 1996
12 2011, 2010, 2006

MOST OPPONENTS FUMBLES RECOVERED

SEASON
26 2000
17 2003
15 2005
GAME
4 4 times, last 9/11/11 vs. Pit.

FEWEST OPPONENTS FUMBLES RECOVERED

SEASON
5 1998
6 2007, 2002
7 1996

MOST TDs, FUMBLES RECOVERED, OWN & OPPONENT

SEASON
3 2011
2 2005, 2004
1 2009, 2008, 2006, 2003, 2002, 2001
GAME
2 10/2/11 vs. NYJ
1 11 times, last 9/25/11 at STL

MOST TDs, OWN FUMBLES RECOVERED

SEASON
1 2004, 2003, 2002
GAME
1 12/5/04 vs. Cin.
9/21/03 at SD
12/29/02 at Pit.

MOST TDs, OPPONENTS FUMBLES RECOVERED

SEASON
3 2011
2 2005
1 2009, 2008, 2006, 2004, 2001
GAME
2 10/2/11 vs. NYJ
1 8 times, last 9/25/11 at STL

INTERCEPTIONS

MOST INTERCEPTIONS

SEASON
28 2006
26 2008
25 2002
GAME
5 10/14/07 vs. STL
4 10 times, last 12/20/09 vs. Chi.

FEWEST INTERCEPTIONS

SEASON
11 2005
13 2012
15 2011, 1996

MOST INTERCEPTIONS BY OPPONENT

SEASON
21 2005
20 2001, 1999, 1996
GAME
4 5 times, last 11/18/01 vs. Cle.

FEWEST INTERCEPTIONS BY OPPONENT

SEASON
10 2010
11 2012, 2004
12 2011, 2008

MOST CONSECUTIVE GAMES W/ INTERCEPTIONS

10 2005-06 (game 16 in '05 through 1st 9 in '06)
9 2010-11 (game 12 in '10 through 1st 4 in '11)
2006 (games 1-9)



TEAM RECORDS

MOST CONSECUTIVE GAMES W/ INTs BY OPPONENT

9	2001 (games 5-13)
7	1998 (games 5-11) 1996-97 (last 4 through 1st 3)

MOST INTERCEPTION YARDS

SEASON	
700	2004
544	2006
511	2003

GAME	
183	12/24/00 vs. NYJ
162	11/23/08 vs. Phi.
156	10/24/04 vs. Buf.

FEWEST INTERCEPTION YARDS

SEASON	
147	1996
161	1998
175	2011

MOST INTERCEPTION YARDS BY OPPONENT

SEASON	
349	1996
331	2001
293	2007

GAME	
108	10/21/99 vs. KC
103	12/19/04 at Ind.
100	11/18/07 vs. Cle.

FEWEST INTERCEPTION YARDS BY OPPONENT

SEASON	
104	2008
118	1997
142	2006

MOST TDs ON INTERCEPTIONS

SEASON	
5	2008, 2006, 2004
4	2003, 1999
3	2010

GAME	
2	11/21/10 at Car. 10/29/06 at NO
1	37 times, last 9/27/12 vs. Cle.

MOST TDs ON INTERCEPTIONS BY OPPONENT

SEASON	
3	2012, 2005, 2001, 1999, 1996
2	2000
1	2011, 2008, 2007, 2002

GAME	
2	10/21/99 vs. KC
1	19 times, last 12/30/12 at Cin.

PENALTIES

FEWEST PENALTIES

SEASON	
89	2001
90	2010
92	2011
GAME	
1	5 times, last 12/26/10 at Cle.

MOST PENALTIES

SEASON	
139	2005
126	2003
125	1999
GAME	
21	10/9/05 at Det.
14	9/23/12 vs. NE 11/23/03 vs. Sea. 11/15/98 at SD

FEWEST PENALTIES BY OPPONENT

SEASON	
79	2006
84	2007, 2000
88	2009

GAME	
0	12/23/07 at Sea.
1	11/11/10 at Atl. 12/20/09 vs. Chi. 12/8/96 at Cin.

MOST PENALTIES BY OPPONENT

SEASON	
122	1999, 1998
117	2010
114	2008

GAME	
16	11/15/98 at SD
15	10/10/99 at Ten. 11/21/99 at Cin.
14	9/13/10 at NYJ 11/8/98 vs. Oak. 10/27/96 vs. STL

FEWEST PENALTIES, BOTH TEAMS

GAME	
3	12/26/10, Bal. (1) at Cle. (2)
4	9/8/96, Bal. (1) at Pit. (3)
5	12/20/09, Bal. (4) vs. Chi. (1) 12/16/07, Bal. (1) at Mia. (4) 12/8/96, Bal. (4) at Cin. (1)

MOST PENALTIES, BOTH TEAMS

GAME	
30	11/15/98, Bal. (14) at SD (16)
28	10/9/05, Bal. (21) at Det. (7)
24	9/23/12, Bal. (14) vs. NE (10) 10/10/99, Bal. (9) at Ten. (15)

FEWEST YARDS PENALIZED

SEASON	
673	2010
728	2001
730	2000

GAME	
5	12/16/07 at Mia. 11/10/02 vs. Cin.
10	11/29/98 vs. Ind. 9/8/96 at Pit.

MOST YARDS PENALIZED

SEASON	
1,127	2012
1,094	2009
1,067	2005
GAME	
147	10/9/05 at Det.
146	10/6/96 vs. NE
135	9/23/12 vs. NE & 12/7/09 at GB

FEWEST YARDS OPPONENT PENALIZED

SEASON	
535	2000
580	2006
728	2007

GAME	
0	12/23/07 at Sea.
5	11/11/10 at Atl. 12/8/96 at Cin.
9	12/20/09 vs. Chi.

MOST YARDS OPPONENT PENALIZED

SEASON	
1,118	1999
1,032	2011
1,013	1998
GAME	
212	10/10/99 at Ten.
175	12/7/09 at GB
146	11/15/98 at SD

FEWEST YARDS PENALIZED, BOTH TEAMS

GAME	
25	12/26/10, Bal. (5) at Cle. (20)
30	12/16/07, Bal. (5) at Mia. (25) 9/8/96, Bal. (10) at Pit. (20)
35	12/20/09, Bal. (26) vs. Chi. (9) 12/10/00, Bal. (15) vs. SD (20) 11/16/97, Bal. (15) vs. Phi. (20)

MOST YARDS PENALIZED, BOTH TEAMS

GAME	
310	12/7/09, Bal. (135) at GB (175)
293	10/10/99, Bal. (81) at Ten. (212)
252	11/15/98, Bal. (106) at SD (146)

TURNOVERS

MOST TURNOVERS

SEASON	
40	2007
38	2003
36	2005, 2001
GAME	
7	11/9/03 at STL 11/9/97 at Pit.
6	4 times, last 11/11/07 vs. Cin.

FEWEST TURNOVERS

SEASON	
16	2012
20	2010
21	2008

MOST TURNOVERS BY OPPONENT

SEASON	
49	2000
41	2003
40	2006

GAME	
7	9/11/11 vs. Pit.
6	6 times, last 12/20/09 vs. Chi.

FEWEST TURNOVERS BY OPPONENT

SEASON	
22	1996
23	2007, 1998
25	2012

MOST TURNOVERS, BOTH TEAMS

SEASON	
79	2003
75	2000
64	2001

GAME	
11	11/9/03, Bal. (7) at STL (4)

MOST TDs BY RAVENS OFF TURNOVERS

SEASON	
7	2004 (5 INTs, 2 FRs)
6	2008 (5 INTs, 1 FR) 2006 (5 INTs, 1 FR)
4	2011 (3 FRs, 1 INT), 2003 (4 INTs), 1999 (4 INTs)

GAME	
3	10/2/11 vs. NYJ (2 FRs, 1 INT)
2	11/21/10 at Car. (2 INTs) 10/29/06 at NO (2 INTs)
1	39 times, last 9/27/12 vs. Cle. (1 INT)

MOST TDs BY OPPONENT OFF TURNOVERS

SEASON	
4	1999 (3 INTs, 1 FR), 1996 (3 INTs, 1 FR)
3	2012, (3 INTs), 2008, (2 FRs, 1 INT), 2007 (2 FRs, 1 INT), 2005 (3 INTs), 2001 (3 INTs)

GAME	
2	10/21/99 vs. KC (2 INTs)
1	32 times, last 12/30/12 at Cin.



OPPONENT SINGLE-GAME BESTS

SCORING

MOST POINTS

- 21 Shayne Graham 11/11/07 vs. Cin. (7 FGs)
- 20 Gary Anderson 12/13/98 vs. Min. (6 FGs, 2 PATs)
- 18 8 times, last by Lee Evans 10/24/10 vs. Buf. (3 receiving)

MOST TOUCHDOWNS

- 3 Lee Evans 10/24/10 vs. Buf. (3 receiving)
- Joseph Addai 12/9/07 vs. Ind. (2 rush, 1 receiving)
- Deuce McAllister 12/8/02 vs. NO (3 rushing)
- Jimmy Smith 9/10/00 vs. Jax. (3 receiving)
- Karim Abdul-Jabbar 10/19/97 vs. Mia. (3 rushing)
- Tony Martin 9/28/97 at SD (3 receiving)
- Ed McCaffrey 10/20/96 at Den. (3 receiving)

MOST PATs ATTEMPTED

- 6 Adam Vinatieri 12/9/07 vs. Ind.
- Mike Hollis 11/1/98 vs. Jax.
- Norm Johnson 10/5/97 vs. Pit.
- Jason Elam 10/20/96 at Den.

MOST PATs MADE

- 6 Adam Vinatieri 12/9/07 vs. Ind.
- Mike Hollis 11/1/98 vs. Jax.
- Norm Johnson 10/5/97 vs. Pit.
- Jason Elam 10/20/96 at Den.

MOST FGs ATTEMPTED

- 7 Shayne Graham 11/11/07 vs. Cin.
- 6 Gary Anderson 12/13/98 vs. Min.
- 5 11 times, last by Phil Dawson 11/4/12 at Cle.

MOST FGs MADE

- 7 Shayne Graham 11/11/07 vs. Cin.
- 6 Gary Anderson 12/13/98 vs. Min.
- 5 7 times by 6 different players, last by Phil Dawson 11/4/12 at Cle.

LONGEST FG ATTEMPTED

- 60 John Hall 9/13/98 at NYJ
- 57 Mike Vanderjagt 10/13/02 at Ind.
- 54 Josh Scobee (2) 10/24/11 at Jax.
- Phil Dawson 11/2/08 at Cle.
- Nate Kaeding 10/1/06 vs. SD

LONGEST FG MADE

- 54 Josh Scobee (2) 10/24/11 at Jax.
- Phil Dawson 11/2/08 at Cle.
- Nate Kaeding 10/1/06 vs. SD
- 53 Ryan Succop 9/13/09 vs. KC
- Mike Vanderjagt 11/29/98 vs. Ind.

RUSHING

MOST RUSHING ATTEMPTS

- 36 Ricky Williams 11/16/03 at Mia.
- 34 Cedric Benson 11/8/09 at Cin.
- 33 Priest Holmes 10/4/04 vs. KC
- 32 Marshawn Lynch 11/13/11 at Sea.
- Deuce McAllister 12/8/02 vs. NO

MOST YARDS RUSHING

- 194 Terrell Davis 10/20/96 at Den.
- 192 Marshall Faulk 11/29/98 vs. Ind.
- 163 James Allen 12/20/98 at Chi.
- 155 Domanick Davis (Williams) 12/4/05 vs. Hou.
- 151 Fred Taylor 10/20/02 vs. Jax.

HIGHEST RUSHING AVERAGE (MIN. 10 CARRIES)

- 11.3 Marshall Faulk 11/29/98 vs. Ind.
- 7.4 Sammy Morris 1/2/05 vs. Mia.
- 7.1 James Allen 12/20/98 at Chi.
- 6.9 Terrell Davis 10/20/96 at Den.
- 6.6 DeMarco Murray 10/14/12 vs. Dal.
- Brandon Jacobs 11/16/08 at NYG

LONGEST RUSH FROM SCRIMMAGE

- 77 Ahmad Bradshaw 11/16/08 at NYG
- 77 Shawn Bryson 10/9/05 at Det.
- 74t Kordell Stewart 10/5/97 vs. Pit
- 71t Terrell Davis 10/20/96 at Den.
- 68t Marshall Faulk 11/29/98 vs. Ind.

MOST RUSHING TDs

- 3 Deuce McAllister 12/8/02 vs. NO
- Karim Abdul-Jabbar 10/19/97 vs. Mia.
- 2 18 times by 17 players, last by Arian Foster 10/21/12 at Hou.

PASSING

MOST PASSING ATTEMPTS

- 69 Vinny Testaverde 12/24/00 vs. NYJ
- 62 Matt Schaub 12/13/10 at Hou.
- 55 Randall Cunningham 12/13/98 vs. Min.
- 53 Brian Griese 9/30/02 vs. Den.
- 52 Brandon Weeden 9/27/12 vs. Cle.
- Carson Palmer 9/26/04 at Cin.

MOST PASS COMPLETIONS

- 36 Vinny Testaverde 12/24/00 vs. NYJ
- 35 Brian Griese 9/30/02 vs. Den.
- 32 Carson Palmer 1/2/11 vs. Cin.
- Matt Ryan 11/11/10 at Atl.
- Randall Cunningham 12/13/98 vs. Min.

MOST YARDS PASSING

- 481 Vinny Testaverde 12/24/00 vs. NYJ
- 436 Philip Rivers 9/20/09 at SD
- 393 Matt Schaub 12/13/10 at Hou.
- 386 Mark Brunell 9/10/00 vs. Jax.
- 383 Drew Brees 10/29/06 at NO

HIGHEST COMPLETION PERCENTAGE

- 83.9 Elvis Grbac 11/17/96 at SF (26-31)
- 83.3 Rob Johnson 8/31/97 vs. Jax. (20-24)
- 80.6 Carson Palmer 12/5/04 vs. Cin. (29-36)
- 79.4 Brett Favre 10/14/01 at GB (27-34)
- 79.2 Steve McNair 12/22/96 vs. Hou. (19-24)

LONGEST COMPLETION

- 90t Kordell Stewart to Bobby Shaw 12/16/01 vs. Pit.
- 88t Brian St. Pierre to David Gettis 11/21/10 at Car.
- 82t Jon Kitna to Chad Johnson 10/19/03 at Cin.
- 81t Philip Rivers to Darren Sproles 9/20/09 at SD
- 81t Josh Miller to Chris Hope 12/28/03 vs. Pit.

MOST TD PASSES

- 5 Ben Roethlisberger 11/5/07 at Pit.
- Matt Hasselbeck 11/23/03 vs. Sea.
- 4 Ryan Fitzpatrick 10/24/10 vs. Buf.
- Peyton Manning 12/9/07 vs. Ind.
- Drew Bledsoe 10/6/96 vs. NE

MOST INTERCEPTIONS THROWN

- 5 Gus Frerotte 10/14/07 vs. STL
- 4 Sage Rosenfels 11/9/08 at Hou.
- Drew Bledsoe 10/24/04 vs. Buf.
- Jeff Garcia 11/30/03 vs. SF

RECEIVING

MOST RECEPTIONS

- 15 Jimmy Smith 9/10/00 vs. Jax.
- 14 Anquan Boldin 9/23/07 vs. Ari.
- 13 Dez Bryant 10/14/12 vs. Dal.

HIGHEST AVG. GAIN PER RECEPTION (MIN. 3)

- 38.8 Tony Martin 9/28/97 at SD (4-155)
- 36.5 Chris Chambers 1/2/05 vs. Mia. (4-146)
- 36.3 Greg Camarillo 12/16/07 at Mia. (3-109)
- 32.7 Larry Fitzgerald 10/30/11 vs. Ari. (3-98)
- 32.3 Braylon Edwards 9/30/07 at Cle. (3-97)
- Plaxico Burress 12/26/04 at Pit. (3-97)

MOST RECEIVING YARDS

- 291 Jimmy Smith 9/10/00 vs. Jax.
- 229 Isaac Bruce 10/27/96 vs. STL - OT
- 189 Steve Smith 10/15/06 vs. Car.
- 181 Anquan Boldin 9/23/07 vs. Ari.
- 176 Sidney Rice 10/18/09 at Min.

MOST TOUCHDOWN RECEPTIONS

- 3 Lee Evans 10/24/10 vs. Buf.
- Jimmy Smith 9/10/00 vs. Jax.
- Tony Martin 9/28/97 at SD
- Ed McCaffrey 10/20/96 at Den.

INTERCEPTIONS

MOST INTERCEPTIONS

- 3 Anthony Henry 11/18/01 vs. Cle.
- 2 18 times, last by Aaron Ross 11/16/08 at NYG

MOST INTERCEPTION RETURN YARDAGE

- 100 Brodney Pool 11/18/07 vs. Cle. (1 TD ret.)
- 98 Chris Harris 12/16/12 vs. Den. (1 TD ret.)
- 97 Derrick Brooks 9/15/02 vs. TB (1 TD ret.)
- 87 Perry Phenix 11/12/00 at Ten. (1 TD ret.)

HIGHEST AVG. ON INT. RETURN YARDAGE (MIN. 2)

- 37.0 Gary Brackett 12/9/07 vs. Ind. (2-74)
- 30.0 Aaron Ross 11/16/08 at NYG (2-60)
- 29.5 Jerometrius Butler 11/9/03 at STL (2-59)
- James Hasty 10/21/99 vs. KC (2-59)

LONGEST INTERCEPTION RETURN

- 100t Brodney Pool 11/18/07 vs. Cle.
- 98t Chris Harris 12/16/12 vs. Den.
- 97t Derrick Brooks 9/15/02 vs. TB

INTERCEPTION RETURN TOUCHDOWNS

- 1 21 times, last by Carlos Dunlap 12/30/12 at Cin.

SACKS

MOST SACKS

- 4 Antwan Barnes 12/18/11 at SD
- 3.5 James Harrison 11/5/07 at Pit.
- Gerald Dixon 12/21/97 at Cin.
- 3 11 times, last by James Harrison 11/6/11 at Pit.

MOST SACK YARDAGE

- 30.0 James Harrison 9/29/08 at Pit. (2.5 sacks)
- 25.5 James Harrison 11/5/07 at Pit. (3.5 sacks)
- 25.0 Robert Mathis 10/12/08 at Ind. (3 sacks)
- Kenard Lang 9/12/04 at Cle. (3 sacks)

PUNTING

MOST PUNTS

- 11 Kyle Larson 11/30/08 at Cin.
- Tommy Barnhardt 12/19/99 vs. NO
- 10 4 times, last by Craig Hentrich 10/7/01 vs. Ten.

HIGHEST GROSS PUNTING AVERAGE (4 PUNTS)

- 57.6 Andy Lee 11/24/11 vs. SF (5 punts)
- 54.8 Shane Lechler 11/11/12 vs. Oak. (4 punts)
- 53.8 Mike Scifres 10/1/06 vs. SD (5 punts)
- 53.5 Kevin Huber 1/1/12 at Cin. (4 punts)
- Shane Lechler 9/17/06 vs. Oak. (4 punts)

LONGEST PUNT

- 74 Andy Lee 10/7/07 at SF
- 71 Mike Scifres 10/1/06 vs. SD
- 70 Mike Scifres 11/25/07 at SD

MOST PUNTS INSIDE 20

- 8 Bryan Barker 11/14/99 at Jax.
- 5 Matt Turk 11/16/03 at Mia.

PUNT RETURNS

MOST PUNT RETURNS

- 7 Alvin Pearman 11/13/05 at Jax.
- 6 13 times, last by Trindon Holliday 12/16/12 vs. Den.

MOST PUNT RETURN YARDAGE

- 117 Leon Johnson 11/2/97 at NYJ - OT
- 112 Patrick Peterson 10/30/11 vs. Ari.
- 110 Kevin Williams 11/23/97 vs. Ari.

HIGHEST PUNT RETURN AVERAGE (3 RETURNS)

- 33.3 Richard Crawford 12/9/12 at Was. (3 returns)
- 30.7 Avion Black 12/15/02 at Hou. (3 returns)
- 28.0 Patrick Peterson 10/30/11 vs. Ari. (4 returns)

LONGEST PUNT RETURN

- 86t Craig Yeast 11/21/99 at Cin.
- 84t Joshua Cribbs 12/24/11 vs. Cle.
- 82t Patrick Peterson 10/30/11 vs. Ari.
- 76t Avion Black 12/15/02 at Hou.

TDs

- 1 8 times, last by Joshua Cribbs 12/24/11 vs. Cle. (84)

KICKOFF RETURNS

MOST KICKOFF RETURNS

- 8 Terrence Wilkins 12/2/01 vs. Ind.
- 7 7 times, last by Joshua Cribbs 11/2/08 at Cle.

MOST KICKOFF RETURN YARDAGE

- 245 Joshua Cribbs 11/18/07 vs. Cle. (7 ret.)
- 237 Joshua Cribbs 11/2/08 at Cle. (7 ret.)
- 228 Brandon Bennett 11/10/02 vs. Cin. (6 ret.)

HIGHEST KICKOFF RETURN AVERAGE (3 RETURNS)

- 44.3 Quintin Demps 11/23/08 vs. Phi. (4-177)
- 43.0 Will Blackwell 10/5/97 vs. Pit. (3-129)
- 40.3 Dante Hall 9/28/03 vs. KC (3-121)

LONGEST KICKOFF RETURN

- 107t Joe McKnight 10/2/11 vs. NYJ
- 100t Quintin Demps 11/23/08 vs. Phi.
- 97t 3 times, last by Dante Hall 9/28/03 vs. KC

TDs

- 1 10 times, last by Joe McKnight 10/2/11 vs. NYJ (107)



POSTSEASON RECORDS

SERVICE/SCORING RECORDS

ABBREVIATIONS

WC - WILD CARD
D - DIVISIONAL PLAYOFF
A - AFC CHAMPIONSHIP
SB - SUPER BOWL

SERVICE

MOST GAMES PLAYED

21 Ray Lewis, 2008-12, 2006, 2003, 2000-01
15 Ed Reed, 2008-12, 2006, 2003
Terrell Suggs, 2008-12, 2006, 2003
14 Sam Koch, 2008-12, 2006
Haloti Ngata, 2008-12, 2006
13 Joe Flacco, 2008-12
12 Ray Rice, 2008-12
11 Brendon Ayanbadejo, 2008-12
Todd Heap, 2008-10, 2006, 2003, 2001
Jarret Johnson, 2008-11, 2006, 2003
Matt Stover, 2008, 2006, 2003, 2000-01

MOST GAMES, HEAD COACH

13 John Harbaugh, 2008-12
8 Brian Billick, 2006, 2003, 2000-01

MOST GAMES WON, HEAD COACH

9 John Harbaugh, 2008-12
5 Brian Billick, 2006, 2003, 2000-01

MOST GAMES LOST, HEAD COACH

4 John Harbaugh, 2008-12
3 Brian Billick, 2006, 2003, 2000-01

SCORING

MOST POINTS SCORED

Career
70 Matt Stover (22-22 PATs, 16-19 FGs),
2008, 2006, 2003, 2000-01
46 Billy Cundiff (13-13 PATs, 11-12 FGs),
2009-11
36 Anquan Boldin (6 TDs), 2010-12
Ray Rice (6 TDs), 2008-12
Game
12 Anquan Boldin (1/20/13 at NE) - A
Billy Cundiff (1/9/11 at KC) - WC
Jacoby Jones (2/3/13 at SF) - SB
Jamal Lewis (12/31/00 vs. Den.) - WC
Willis McGahee (1/18/09 at Pit.) - A
Ray Rice (1/10/10 at NE) - WC
Torrey Smith (1/12/13 at Den.) - D

MOST POINTS BY A ROOKIE

Season
28 Justin Tucker (16-16 PATs, 4-4 FGs), 2012
Game
12 Jamal Lewis (12/31/00 vs. Den.) - WC

MOST CONSECUTIVE GAMES SCORING

11 Matt Stover, 2008, 2006, 2003, 2000-01

MOST TOUCHDOWNS

Career
6 Anquan Boldin, 2010-12
Ray Rice, 2008-12
4 Jamal Lewis, 2006, 2003, 2000
Willis McGahee, 2008-10
Dennis Pitta, 2011-12
Game
2 Anquan Boldin (1/20/13 at NE) - A
Jacoby Jones (2/3/13 at SF) - SB
Jamal Lewis (12/31/00 vs. Den.) - WC
Willis McGahee (1/18/09 at Pit.) - A
Ray Rice (1/10/10 at NE) - WC
Torrey Smith (1/12/13 at Den.) - D

MOST TOUCHDOWNS BY A ROOKIE

Season
4 Jamal Lewis, 2000
Game
2 Jamal Lewis (12/31/00 vs. Den.) - WC

MOST CONSECUTIVE GAMES SCORING A TD

2 Seven times, last by
Anquan Boldin (1/20/13 at NE) - A
through (2/3/13 at SF) - SB
Dennis Pitta (1/20/13 at NE) - A
through (2/3/13 at SF) - SB

MOST (KICKING) PAT ATTEMPTED

Career
22 Matt Stover, 2008, 2006, 2003, 2000-01
16 Justin Tucker, 2012
13 Billy Cundiff, 2009-11
Game
5 Justin Tucker (1/12/13 at Den.) - D
4 Justin Tucker (2/3/13 at SF) - SB
Justin Tucker (1/20/13 at NE) - A
Matt Stover (1/28/01 at NYG) - SB

MOST (KICKING) PAT MADE

Career
22 Matt Stover, 2008, 2006, 2003, 2000-01
16 Justin Tucker, 2012
13 Billy Cundiff, 2009-11
Game
5 Justin Tucker (1/12/13 at Den.) - D
4 Justin Tucker (2/3/13 at SF) - SB
Justin Tucker (1/20/13 at NE) - A
Matt Stover (1/28/01 at NYG) - SB

MOST CONSECUTIVE (KICKING) PAT

22 Matt Stover, 2008, 2006, 2003, 2000-01
16 Justin Tucker, 2012
13 Billy Cundiff, 2009-11

HIGHEST (KICKING) PAT PERCENTAGE

Career
1.000 Justin Tucker (16-16), 2012
Billy Cundiff (13-13), 2009-11
Matt Stover (22-22), 2008, 2006, 2003, 2000-01

MOST 2-POINT CONVERSIONS

Career
None
Game
None

MOST FIELD GOALS ATTEMPTED

Career
19 Matt Stover 2008, 2006, 2003, 2000-01
12 Billy Cundiff, 2009-11
Game
4 Matt Stover (1/14/01 at Oak.) - A
3 Billy Cundiff (1/22/12 at NE) - A
Billy Cundiff (1/9/11 at KC) - WC
Matt Stover (1/13/02 at Mia.) - D
Matt Stover (1/28/01 at NYG) - SB

MOST FIELD GOALS MADE

Career
16 Matt Stover 2008, 2006, 2003, 2000-01
11 Billy Cundiff, 2009-11
Game
3 Billy Cundiff (1/9/11 at KC) - WC
Matt Stover (1/14/01 at Oak.) - A

LONGEST FIELD GOAL

51 Matt Stover (1/13/07 vs. Ind.) - D
48 Billy Cundiff (1/15/12 vs. Hou.) - D
47 Justin Tucker (1/12/13 at Den.) - D (2OT)
47 Matt Stover (1/28/01 at NYG) - SB

LONGEST FIELD GOAL ATTEMPTED

51 Matt Stover (1/13/07 vs. Ind.) - D
48 Billy Cundiff (1/15/12 vs. Hou.) - D
47 Justin Tucker (1/12/13 at Den.) - D (2OT)
47 Matt Stover (1/28/01 at NYG) - SB

HIGHEST FIELD GOAL PERCENTAGE

Career (min. 5 attempts)
.917 Billy Cundiff (11-12), 2009-11
.842 Matt Stover (16-19), 2008, 2006, 2003,
2000-01

MOST SAFETIES

Career
None
Game
None



POSTSEASON PASSING RECORDS

TOP 5 CAREER PASSING YARDS

RK	NAME (SEASONS)	ATT.	CMP.	PCT.	YDS.	AVG./		PCT		SACKS/		RATE	
						ATT.	TD	TD	INT.	INT.	LG		YDS.LOST
1	Flacco, Joe (2008-12)	373	207	55.5	2,672	7.16	19	5.1	8	2.1	70t	27/171	86.2
2	Dilfer, Trent (2000)	73	35	47.9	590	8.08	3	4.1	1	1.4	96t	10/82	83.7
3	Grbac, Elvis (2001)	55	30	54.5	286	5.20	1	1.8	3	5.5	45	4/37	52.5
4	Wright, Anthony (2003)	37	20	54.1	214	5.78	1	2.7	2	5.4	35t	2/13	57.7
5	McNair, Steve (2006)	29	18	62.1	173	5.97	0	0.0	2	6.9	23	2/12	49.9

LONGEST PASS PLAYS

96t	Trent Dilfer to Shannon Sharpe at Oak., 1/14/01 - A	48t	Joe Flacco to Derrick Mason at Ten., 1/10/09 - D
70t	Joe Flacco to Jacoby Jones at Den., 1/12/13 - D	47	Joe Flacco to Ray Rice vs. Ind., 1/6/13 - WC
59t	Joe Flacco to Torrey Smith at Den., 1/12/13 - D	46	Joe Flacco to Anquan Boldin vs. Ind., 1/6/13 - WC
58t	Trent Dilfer to Shannon Sharpe vs. Den., 12/31/00 - WC	45	Elvis Grbac to Travis Taylor at Mia., 1/13/02 - WC
56t	Joe Flacco to Jacoby Jones at SF, 2/3/13 - SB	44	Trent Diler to Qadry Ismail at NYG, 1/28/01 - SB
56	Trent Dilfer to Shannon Sharpe at Ten., 1/7/01 - D	42	Joe Flacco to Torrey Smith at NE, 1/22/12 - A
50	Joe Flacco to Anquan Boldin vs. Ind., 1/6/13 - WC		

PASSING RECORDS

HIGHEST QUARTERBACK PASSER RATING

Career (min. 60 attempts)
86.2 Joe Flacco, 2008-12
 83.7 Trent Dilfer, 2000

Game (min. 20 attempts)
125.6 Joe Flacco (1/6/13 vs. Ind.) - WC
124.2 Joe Flacco (2/3/13 at SF) - SB

MOST PASS ATTEMPTS

Career
373 Joe Flacco, 2008-12
 73 Trent Dilfer, 2000

Game
 37 Elvis Grbac (1/20/02 at Pit.) - D
 Anthony Wright (1/3/04 vs. Ten.) - WC
36 Joe Flacco (1/20/13 at NE) - A
 Joe Flacco (1/22/12 at NE) - A

MOST PASS COMPLETIONS

Career
207 Joe Flacco, 2008-12
 35 Trent Dilfer, 2000

Game
25 Joe Flacco (1/9/11 at KC) - WC
22 Joe Flacco (2/3/13 at SF) - SB
 Joe Flacco (1/22/12 at NE) - A

MOST PASSING YARDAGE

Career
2,672 Joe Flacco, 2008-12
 590 Trent Dilfer, 2000

Game
331 Joe Flacco (1/12/13 at Den.) - D
306 Joe Flacco (1/22/12 at NE) - A
287 Joe Flacco (2/3/13 at SF) - SB

MOST 300-YARD PASSING GAMES

Career
2 Joe Flacco, 2008-12

LONGEST COMPLETION

96t Trent Dilfer (1/14/01 at Oak.) - A
70t Joe Flacco (1/12/13 at Den.) - D

HIGHEST COMPLETION PERCENTAGE

Career
 62.1 Steve McNair, 2006
55.5 Joe Flacco, 2008-12

Game (min. 20 attempts)
73.5 Joe Flacco (1/9/11 at KC) - WC
66.7 Joe Flacco (2/3/13 at SF) - SB

HIGHEST AVERAGE GAIN PER ATTEMPT

Career
 8.08 Trent Dilfer, 2000
7.16 Joe Flacco, 2008-12

Game (min. 20 attempts)
12.26 Joe Flacco (1/6/13 vs. Ind.) - WC
9.74 Joe Flacco (1/12/13 at Den.) - D

MOST PASSING TOUCHDOWNS

Career
19 Joe Flacco, 2008-12
 3 Trent Dilfer, 2000

Game
3 Joe Flacco (2/3/13 at SF) - SB
 Joe Flacco (1/20/13 at NE) - A
 Joe Flacco (1/12/13 at Den.) - D
2 Joe Flacco (1/6/13 vs. Ind.) - WC
 Joe Flacco (1/22/12 at NE) - A
 Joe Flacco (1/15/12 vs. Hou.) - D
 Joe Flacco (1/9/11 at KC) - WC

MOST GAMES, 4 TD PASSES

Career
 None

MOST GAMES, 3 OR MORE TD PASSES

Career
3 Joe Flacco, 2008-12

MOST CONSECUTIVE GAMES, TD PASSES
8 Joe Flacco (1/9/11 at KC) - WC
 through (2/3/13 at SF) - SB
2 Trent Dilfer (1/14/01 at Oak.) - A
 through (1/28/01 at NYG) - SB

MOST CONSECUTIVE PASSES ATTEMPTED, NONE INTERCEPTED

137 Joe Flacco (1/22/12 at NE) - A
 through (2/3/13 at SF) - SB
60 Joe Flacco (1/15/11 at Pit.) - D
 through (1/22/12 at NE) - A

MOST PASSES HAD INTERCEPTED

Career
8 Joe Flacco, 2008-12
 3 Elvis Grbac, 2001

Game
3 Joe Flacco (1/18/09 at Pit.) - A
 Elvis Grbac (1/20/02 at Pit.) - D

MOST PASS ATTEMPTS, NO INTERCEPTIONS

Game
36 Joe Flacco (1/20/13 at NE) - A
34 Joe Flacco (1/12/13 at Den.) - D
 Joe Flacco (1/9/11 at KC) - WC

LOWEST PERCENTAGE, PASSES HAD INTERCEPTED

Career
 1.4 Trent Dilfer (1 in 73), 2000
2.1 Joe Flacco (8 in 373), 2008-12

MOST TIMES SACKED


Career
27 Joe Flacco, 2008-12
 10 Trent Dilfer, 2000

Game
5 Joe Flacco (1/15/12 vs. Hou.) - D
 Joe Flacco (1/15/11 at Pit.) - D

ALL 200-YARD GAMES

331	Joe Flacco at Den, 1/12/13 (18 of 34) - D
306	Joe Flacco at NE, 1/22/12 (22 of 36) - A
287	Joe Flacco at SF, 2/3/13 (22 of 33) - SB
282	Joe Flacco vs. Ind., 1/6/13 (12 of 23) - WC
265	Joe Flacco at KC, 1/9/11 (25 of 34) - WC
240	Joe Flacco at NE, 1/22/13 (21 of 36) - A
214	Anthony Wright vs. Ten., 1/3/04 (20 of 37) - WC

Current Ravens in Bold



POSTSEASON RECEIVING RECORDS

TOP 10 CAREER RECEIVING YARDS

RANK	NAME (SEASONS)	REC	YDS	AVG	LG	TD
1	Boldin, Anquan (2010-12)	38	616	16.2	50	6
2	Heap, Todd (2001, 2003, 2006, 2008-10)	32	385	12.0	35t	2
3	Smith, Torrey (2011-12)	15	324	21.6	59t	3
4	Sharpe, Shannon (2000-01)	15	309	20.6	96t	2
5	Rice, Ray (2008-12)	37	296	8.0	47	1
6	Mason, Derrick (2006, 2008-10)	20	289	14.5	48t	1
7	Pitta, Dennis (2010-12)	21	233	11.1	24	4
8	Ismail, Qadry (2000-01)	11	174	15.8	44	0
9	Clayton, Mark (2006, 2008-09)	13	169	13.0	37	0
10	Taylor, Travis (2001, 2003)	13	158	12.2	45	1

ALL 100-YARD GAMES

145	Anquan Boldin vs. Ind., 1/6/13 - WC
108	Todd Heap at KC, 1/9/11 - WC
104	Anquan Boldin at SF, 2/3/13 - SB
101	Anquan Boldin at NE, 1/22/12 - A

Current Ravens in Bold

LONGEST RECEPTIONS

96t	Trent Diler to Shannon Sharpe at Oak., 1/14/01 - A	48t	Joe Flacco to Derrick Mason at Ten., 1/10/09 - D
70t	Joe Flacco to Jacoby Jones at Den., 1/12/13 - D	47	Joe Flacco to Ray Rice vs. Ind., 1/6/13 - WC
59t	Joe Flacco to Torrey Smith at Den., 1/12/13 - D	46	Joe Flacco to Anquan Boldin vs. Ind., 1/6/13 - WC
58t	Trent Diler to Shannon Sharpe vs. Den., 12/31/00 - WC	45	Elvis Grbac to Travis Taylor at Mia., 1/13/02 - WC
56t	Joe Flacco to Jacoby Jones at SF, 2/3/13 - SB	44	Trent Diler to Qadry Ismail at NYG, 1/28/01 - SB
56	Trent Diler to Shannon Sharpe at Ten., 1/7/01 - D	42	Joe Flacco to Torrey Smith at NE, 1/22/12 - A
50	Joe Flacco to Anquan Boldin vs. Ind., 1/6/13 - WC		

RECEIVING RECORDS

MOST RECEPTIONS

Career	
38	Anquan Boldin, 2010-12
37	Ray Rice, 2008-12
32	Todd Heap, 2008-10, 2006, 2003, 2001
Game	
10	Todd Heap (1/9/11 at KC) - WC
9	Ray Rice (1/16/10 at Ind.) - D
7	Ray Rice (1/15/11 at Pit.) - D
	Travis Taylor (1/3/04 vs. Ten.) - WC

MOST RECEIVING YARDAGE

Career	
616	Anquan Boldin, 2010-12
385	Todd Heap, 2008-10, 2006, 2003, 2001
324	Torrey Smith, 2011-12
Game	
145	Anquan Boldin (1/6/13 vs. Ind.) - WC
108	Todd Heap (1/9/11 at KC) - WC
104	Anquan Boldin (2/3/13 at SF) - SB

MOST GAMES, 100 OR MORE YARDS, RECEIVING

Career	
3	Anquan Boldin, last 2/3/13 at SF - SB
1	Todd Heap (108 yards, 1/9/11 at KC) - WC

LONGEST PASS RECEPTION


96t	Shannon Sharpe (1/14/01 at Oak.) - A
70t	Jacoby Jones (1/12/13 at Den.) - D
59t	Torrey Smith (1/12/13 at Den.) - D

AVERAGE GAIN PER RECEPTION

Career (Min. 10 rec.)	
21.6	Torrey Smith (15-324), 2011-12
20.6	Shannon Sharpe (6-309), 2000-01
16.2	Anquan Boldin (38-616), 2010-12
Game (min. 3 rec.)	
32.7	Torrey Smith (3-98, 1/12/13 at Den.) - D
29.0	Anquan Boldin (5-145, 1/6/13 vs. Ind.) - WC
27.3	Torrey Smith (3-82, 1/22/12 at NE) - A
24.3	Shannon Sharpe (3-73, 12/31/00 vs. Den.) - WC

MOST TD RECEPTIONS

Career	
6	Anquan Boldin, 2010-12
4	Dennis Pitta, 2010-12
3	Torrey Smith, 2011-12
2	Todd Heap, 2008-10, 2006, 2003, 2001
	Jacoby Jones, 2012
	Shannon Sharpe, 2000-01
Game	
2	Anquan Boldin (1/20/13 at NE) - A
	Torrey Smith (1/12/13 at Den.) - D



POSTSEASON RUSHING RECORDS

TOP 10 CAREER RUSHING YARDS

RANK	NAME (SEASONS)	ATT	YDS	AVG	LG	TD
1	Rice, Ray (2008-12)	191	750	3.9	83t	5
2	Lewis, Jamal (2000, 2001, 2003, 2006)	130	426	3.3	27t	4
3	McGahee, Willis (2008-10)	75	271	3.6	48	4
4	Pierce, Bernard (2012)	39	202	5.2	43	0
5	Allen, Terry (2001)	29	120	4.1	13	1
6	McClain, Le'Ron (2008-10)	39	102	2.6	11	2
7	Flacco, Joe (2008-12)	42	79	1.9	14	1
8	Brookins, Jason (2001)	14	71	5.1	18	0
9	Williams, Ricky (2011)	12	49	4.1	9	0
10	Holmes, Priest (2000)	18	45	2.5	11	0

ALL 100-YARD GAMES

159	Ray Rice at NE, 1/10/10 (22 car.) - WC
131	Ray Rice at Den., 1/12/13 (30 car.) - D
110	Jamal Lewis vs. Den., 12/31/00 (30 car.) - WC
109	Terry Allen at Mia., 1/13/02 (25 car.) - WC
103	Bernard Pierce vs. Ind., 1/6/13 (13 car.) - WC
102	Jamal Lewis at NYG, 1/28/01 (27 car.) - SB

Current Ravens in Bold

LONGEST RUNS

83t	Ray Rice at NE, 1/10/10 - WC	27t	Jamal Lewis vs. Den., 12/31/00 - WC
48	Willis McGahee at Mia., 1/4/09 - WC	25t	Willis McGahee vs. KC, 1/9/11 - WC
43	Bernard Pierce vs. Ind., 1/6/13 - WC	20	Ray Rice at Den., 1/12/13 - D
32	Ray Rice at Den., 1/12/13 - D	20	Ray Rice at Ind., 1/16/10 - D

RUSHING RECORDS

MOST RUSHING ATTEMPTS

Career	191 Ray Rice, 2008-12
	130 Jamal Lewis, 2006, 2003, 2000
Game	30 Ray Rice (1/12/13 at Den.) - D
	Jamal Lewis (12/31/00 vs. Den.) - WC

MOST YARDAGE

Career	750 Ray Rice, 2008-12
	426 Jamal Lewis, 2006, 2003, 2000
Game	159 Ray Rice (1/10/10 at NE) - WC
	131 Ray Rice (1/12/13 at Den.) - D

MOST 100-YARD RUSHING GAMES

Career	2 Ray Rice, 2008-12
	2 Jamal Lewis, 2003, 2000
	1 Terry Allen, 2001
	Bernard Pierce, 2012

LONGEST RUN FROM SCRIMMAGE

83t	Ray Rice (1/10/10 at NE) - WC
48	Willis McGahee (1/4/09 at Mia.) - WC

MOST RUSHING TOUCHDOWNS

Career	5 Ray Rice (2008-12)
	4 Jamal Lewis, 2006, 2003, 2000
	Willis McGahee, 2008-10
Game	2 Jamal Lewis (12/31/00 vs. Den.) - WC
	Willis McGahee (1/18/09 at Pit.) - A
	Ray Rice (1/10/10 at NE) - WC

MOST CONSECUTIVE GAMES WITH A RUSHING TOUCHDOWN

2	Ray Rice (1/12/13 at Den.) - D
	through (1/20/13 at NE) - A
	Jamal Lewis (12/31/00 vs. Den.) - WC
	through (1/07/01 at Ten.) - D
	Willis McGahee (1/18/09 at Pit.) - A
	through (1/10/10 at NE) - WC

HIGHEST RUSHING AVERAGE

Career (min. 30 carries)	5.2 Bernard Pierce, 2012
	3.9 Ray Rice, 2008-12
	3.6 Willis McGahee, 2008-10
Game (min. 10 carries)	7.9 Bernard Pierce (1/6/13 vs. Ind.) - WC
	7.2 Ray Rice (1/10/10 at NE) - WC



POSTSEASON DEFENSIVE RECORDS

TOP 5 CAREER INTERCEPTIONS

RANK	NAME (SEASONS)	NO	YDS	AVG	LG	TD
1	Reed, Ed (2003, 2006, 2008-12)	*9	168	18.7	64t	1
2	Starks, Duane (2000-01)	4	119	29.8	49t	1
3t	McAlister, Chris (2000, 2001, 2003, 2006)	3	22	7.3	18	0
	Webb, Lardarius (2009-12)	3	1	0.3	1	0
5t	Graham, Corey (2012)	2	39	19.5	39t	1
	Landry, Dawan (2006, 2008-10)	2	76	38.0	42	0
	Lewis, Ray (2000, 2001, 2003, 2006, 2008-12)	2	54	27.0	50t	1
	Sharper, Jamie (2000-01)	2	19	9.5	15	0
	Williams, Cary (2009-12)	2	41	20.5	41	0

50-YARD INT RETURNS

64t	Ed Reed at Mia., 1/4/09 - WC
56t	Will Demps vs. Ten., 1/3/04 - WC
50t	Ray Lewis at Ten., 1/7/01 - D

Current Ravens in Bold

*Ties NFL Postseason Record
(Ronnie Lott, Bill Simpson & Charlie Waters)

INTERCEPTIONS RECORDS

MOST INTERCEPTIONS

Career

*9	Ed Reed, 2008-12, 2006, 2003
4	Duane Starks, 2000-01
3	Chris McAlister, 2006, 2003, 2000-01 Lardarius Webb, 2010-12

Game

2	Corey Graham (1/12/13 at Den.) - D Ed Reed (1/4/09 at Mia.) - WC Ed Reed (1/13/07 vs. Ind.) - D Duane Starks (1/14/01 at Oak.) - A Lardarius Webb (1/15/12 vs. Hou.) - D
1	30 times, last by Ed Reed (2/3/13 at SF) - SB

MOST YARDS GAINED AFTER INTERCEPTIONS

Career

168	Ed Reed, 2008-12, 2006, 2003
119	Duane Starks, 2000-01
76	Dawan Landry, 2009-10, 2006

*Ties NFL Postseason Record
(Ronnie Lott, Bill Simpson & Charlie Waters)

Game

76	Ed Reed, 2 INTs, incl. a 64-yard TD (1/4/09 at Mia.) - WC
67	Dawan Landry, 42-yard INT & 25-yard lateral from Ed Reed (1/10/10 at NE) - WC
56t	Will Demps (1/3/04 vs. Ten.) - WC

LONGEST INTERCEPTION RETURN

64t	Ed Reed (1/4/09 at Mia.) - WC
56t	Will Demps (1/3/04 vs. Ten.) - WC
50t	Ray Lewis (1/7/01 at Ten.) - D

HIGHEST AVG. ON INTERCEPTION RETURNS

Career (min. 3)

29.8	Duane Starks (4-119), 2000-01
18.7	Ed Reed (9-168), 2008-12, 2006, 2003

MOST TDs ON INTERCEPTION RETURNS

Career

1	Will Demps (1/3/04 vs. Ten.) - WC Corey Graham (1/12/13 at Den.) - D Ray Lewis (1/7/01 at Ten.) - D Ed Reed (1/4/09 at Mia.) - WC Duane Starks (1/28/01 at NYG) - SB
---	---

TACKLES RECORDS

MOST TACKLES

Career

236	Ray Lewis, 2008-12, 2006, 2003, 2000-01
75	Terrell Suggs, 2008-12, 2006, 2003
61	Dannell Ellerbe, 2009-12
50	Ed Reed, 2008-12, 2006, 2003
49	Haloti Ngata, 2008-12, 2006
40	Jamie Sharper, 2000-01

Game

23	Ray Lewis (1/13/07 vs. Ind.) - D
18	Ray Lewis (1/3/04 vs. Ten.) - WC
17	Ray Lewis (1/12/13 at Den.) - D

FUMBLES RECORDS

MOST FUMBLES

Career

6	Ray Rice, 2008-12
5	Joe Flacco, 2008-12

Game

2	Ray Rice (1/6/13 vs. Ind.) - WC Jim Leonhard (1/18/09 at Pit.) - A
---	--

MOST FUMBLES LOST

Career

5	Ray Rice, 2008-12
3	Joe Flacco, 2008-12

Game

2	Ray Rice (1/6/13 vs. Ind.) - WC
---	--

MOST OPPONENTS FUMBLES RECOVERED

Career

2	Arthur Jones, 2010-12 Jim Leonhard, 2008 Terrell Suggs, 2008-12, 2006, 2003
---	---

Game

1	16 times, last by Arthur Jones (2/3/13 at SF) - SB
---	---

MOST OPPONENTS FUMBLES FORCED

Career

6	Ray Lewis, 2008-12, 2006, 2003, 2000-01
4	Terrell Suggs, 2008-12, 2006, 2003

Game

2	Ray Lewis (1/20/02 at Pit.) - D
1	23 times, last by Courtney Upshaw (2/3/13 at SF) - SB

LONGEST FUMBLE RETURN

Career

13t	Cory Redding, 2010
-----	--------------------

Game

13t	Cory Redding (1/15/11 at Pit.) - D
-----	------------------------------------

MOST TDs ON FUMBLE RETURNS (OPPONENT FUMBLE)

Career

1	Cory Redding, 2010
---	--------------------

Game

1	Cory Redding (1/15/11 at Pit.) - D
---	------------------------------------



SACKS RECORDS

MOST SACKS

Career

12	Terrell Suggs, 2008-12, 2006, 2003
6	Paul Kruger, 2009-12
6	Michael McCrary, 2000

Game

3	Michael McCrary (12/31/00 vs. Den.) - WC Terrell Suggs (1/15/11 at Pit.) - D
2.5	Paul Kruger (1/6/13 vs. Ind.) - WC
2	6 times, last by Paul Kruger (2/3/13 at SF) - SB

MOST SACK YARDAGE

Career

77	Terrell Suggs, 2008-12, 2006, 2003
44	Michael McCrary, 2000-01
37.5	Paul Kruger, 2009-12

Game

23	Michael McCrary (12/31/00 vs. Den.) - WC
18	Paul Kruger (1/6/13 vs. Ind.) - WC Terrell Suggs (1/15/11 at Pit.) - D
17	Terrell Suggs (1/18/09 at Pit.) - A



POSTSEASON PUNT RETURN RECORDS

TOP 5 PUNT RETURN YARDS

RANK	NAME (SEASONS)	NO	FC	YDS	AVG	LG	TD
1	Lewis, Jermaine (2000-01)	16	11	224	14.0	88t	1
2	Leonhard, Jim (2008)	9	2	115	12.8	45	0
3	Jones, Jacoby (2012)	8	2	110	13.8	34	0
4	Webb, Lardarius (2009-12)	3	5	41	13.7	36	0
5	Carr, Chris (2009-11)	3	3	34	11.3	34	0

LONGEST PUNT RETURNS

88t	Jermaine Lewis at Pit., 1/20/02 - D
45	Jim Leonhard at Pit., 1/18/09 - A
38	Jermaine Lewis at Oak., 1/14/01 - A
36	Lardarius Webb at Pit., 1/15/11 - D
34	Jacoby Jones vs. Ind., 1/6/13 - WC
34	Chris Carr at NE, 1/10/10 - WC
34	Jermaine Lewis at NYG, 1/28/01 - SB

Current Ravens in Bold

PUNT RETURN RECORDS

MOST PUNT RETURNS

Career	16 Jermaine Lewis, 2000-01
	9 Jim Leonhard, 2008
Game	6 Jim Leonhard (1/18/09 at Pit.) - A
	4 Jacoby Jones (1/6/13 vs. Ind.) - WC
	Jermaine Lewis (12/31/00 vs. Den.) - WC

MOST FAIR CATCHES

Career	11 Jermaine Lewis, 2000-01
	5 Lardarius Webb, 2009-12
Game	4 Jermaine Lewis (1/28/01 at NYG) - SB
	Lardarius Webb (1/15/12 vs. Hou.) - D
	3 Chris Carr (1/16/10 at Ind.) - D
	Jermaine Lewis (1/7/01 at Ten.) - D

MOST YARDS GAINED ON PUNT RETURNS

Career	224 Jermaine Lewis, 2000-01
	115 Jim Leonhard, 2008
Game	99 Jermaine Lewis (1/20/02 at Pit.) - D
	65 Jim Leonhard (1/18/09 at Pit.) - A

LONGEST PUNT RETURN

88t	Jermaine Lewis (1/20/02 at Pit.) - D
45	Jim Leonhard (1/18/09 at Pit.) - A

HIGHEST AVERAGE

Career (min. 8 returns)	14.0 Jermaine Lewis, 2000-01
	13.8 Jacoby Jones, 2012
Game (min. 3 returns)	33.0 Jermaine Lewis (3-99, 1/20/02 at Pit.) - D
	19.3 Jermaine Lewis (3-58, 1/14/01 at Oak.) - A

MOST TOUCHDOWNS

Career	1 Jermaine Lewis, 2000-01
Game	1 Jermaine Lewis (1/20/02 at Pit.) - D



POSTSEASON KICKOFF RETURN RECORDS

TOP 5 CAREER KICKOFF RETURN YARDS

RANK	NAME (SEASONS)	NO	YDS	AVG	LG	TD
1	Jones, Jacoby (2012)	14	362	25.9	*108t	1
2	Lewis, Jermaine (2000-01)	11	293	26.6	84t	1
3	Parmele, Jalen (2009-10)	8	162	20.3	29	0
4	Ross, Cory (2006)	6	124	20.7	27	0
5	Zbikowski, Tom (2008-11)	5	118	23.6	31	0

KICKOFF RETURN RECORDS

MOST KICKOFF RETURNS

Career

14	Jacoby Jones, 2012
11	Jermaine Lewis, 2000-01

Game

6	Cory Ross (1/13/07 vs. Ind.) - D
5	Jacoby Jones (2/3/13 at SF) - SB
4	Jacoby Jones (1/12/13 at Den.) - D
	Jermaine Lewis (1/20/02 at Pit.) - D

MOST YARDS GAINED ON KICKOFF RETURNS

Career

362	Jacoby Jones, 2012
293	Jermaine Lewis, 2000-01

Game

206	Jacoby Jones (2/3/13 at SF) - SB
124	Cory Ross (1/13/07 vs. Ind.) - D

* NFL Postseason Record

LONGEST KICKOFF RETURN

*108t	Jacoby Jones (2/3/13 at SF) - SB
84t	Jermaine Lewis (1/28/01 at NYG) - SB

HIGHEST AVERAGE

Career (min. 5 returns)

26.6	Jermaine Lewis, 2000-01
25.9	Jacoby Jones, 2012

Game (min. 2 returns)

55.5	Jermaine Lewis (1/28/01 at NYG) - SB
41.2	Jacoby Jones (2/3/13 at SF) - SB
30.0	Jacoby Jones (1/6/13 vs. Ind.) - WC

MOST TOUCHDOWNS

Career

1	Jacoby Jones, 2012
	Jermaine Lewis, 2000-01

Game

1	Jacoby Jones (2/3/13 at SF) - SB
	Jermaine Lewis (1/28/01 at NYG) - SB

LONGEST KICKOFF RETURNS

*108t	Jacoby Jones at SF, 2/3/13 - SB
84t	Jermaine Lewis at NYG, 1/28/01 - SB
38	Lardarius Webb at Pit., 1/15/11 - D
37	Jacoby Jones vs. Ind., 1/6/13 - WC
31	Tom Zbikowski at Mia., 1/4/09 - WC
30	Jacoby Jones at SF, 2/3/13 - SB
30	Tom Zbikowski at NE, 1/10/10 - WC

Current Ravens in Bold

* NFL Postseason Record

COMBINED KICK RETURN RECORDS

MOST COMBINED KICK RETURNS

CAREER

27	Jermaine Lewis, 2000-01
22	Jacoby Jones, 2012

SEASON

22	Jacoby Jones, 2012
16	Jermaine Lewis, 2000
11	Jermaine Lewis, 2001

GAME

8	Cory Ross (1/13/07 vs. Ind.) - D
7	Jacoby Jones (2/3/13 at SF) - SB
	Jermaine Lewis (1/20/02 at Pit.) - D

MOST COMBINED KICK RETURN YARDAGE

CAREER

517	Jermaine Lewis, 2000-01
472	Jacoby Jones, 2012
162	Jalen Parmele, 2009-10

SEASON

472	Jacoby Jones, 2012
311	Jermaine Lewis, 2000
206	Jermaine Lewis, 2001

GAME

234	Jacoby Jones (2/3/13 at SF) - SB
181	Jermaine Lewis (1/20/02 at Pit.) - D
154	Cory Lewis (1/13/07 vs. Ind.) - D
145	Jermaine Lewis (1/28/01 at NYG) - SB

MOST COMBINED KICK RETURN TOUCHDOWNS

CAREER

2	Jermaine Lewis, 1 PR & 1 KOR, 2000-01
---	---------------------------------------

SEASON

1	Jacoby Jones, 1 KOR, 2012
	Jermaine Lewis, 1 PR, 2001
	Jermaine Lewis, 1 KOR, 2000

GAME

1	Jacoby Jones, 1 KOR (2/3/13 at SF) - SB
	Jermaine Lewis, 1 PR (1/20/02 at Pit.) - D
	Jermaine Lewis, 1 KOR (1/28/01 at NYG) - SB



POSTSEASON PUNTING RECORDS

TOP 3 CAREER GROSS PUNTING

RANK	NAME (SEASONS)	NO	YDS	AVG	TB	IN 20	LG	BK
1	Koch, Sam (2006, 2008-12)	75	3,318	44.2	10	25	64	0
2	Richardson, Kyle (2000-01)	45	1,799	40.0	4	15	66	2
3	Zastudil, Dave (2003)	8	390	48.8	0	0	56	0

PUNTING RECORDS

MOST PUNTS

Career

75	Sam Koch, 2008-12, 2006
45	Kyle Richardson, 2000-01

Game

10	Kyle Richardson (1/28/01 at NYG) - SB Kyle Richardson (12/31/00 vs. Den.) - WC
----	---

LONGEST PUNT

66	Kyle Richardson (12/31/00 vs. Den.) - WC
64	Sam Koch (1/15/12 vs. Hou.) - D

HIGHEST GROSS PUNTING AVERAGE

Career (min. 8 punts)

48.8	Dave Zastudil, 2003
44.2	Sam Koch, 2008-12, 2006

Game (min. 4 punts)

53.8	Sam Koch (1/15/11 at Pit.) - D
49.3	Sam Koch (1/15/12 vs. Hou.) - D

HIGHEST NET PUNTING AVERAGE

Career (min. 8 punts)

40.0	Dave Zastudil, 2003
37.0	Sam Koch, 2008-12, 2006

Game (min. 4 punts)

44.4	Sam Koch (1/15/12 vs. Hou.) - D
43.3	Sam Koch (1/15/11 at Pit.) - D

MOST PUNTS INSIDE THE 20

Career

25	Sam Koch, 2008-12, 2006
15	Kyle Richardson, 2000-01

Game

6	Sam Koch (1/12/13 at Den.) - D
4	Kyle Richardson (1/28/01 at NYG) - SB Kyle Richardson (1/14/01 at Oak.) - A Kyle Richardson (12/31/00 vs. Den.) - WC

MOST PUNTS HAD BLOCKED

Career

2	Kyle Richardson, 2000-01
---	--------------------------

Game

2	Kyle Richardson (1/7/01 at Ten.) - D
---	--------------------------------------

LONGEST PUNTS

66	Kyle Richardson vs. Den., 12/31/00 - WC
64	Sam Koch vs. Hou., 1/15/12 - D
61	Sam Koch at Pit., 1/15/11 - D
60	Sam Koch vs. Ind., 1/6/13 - WC
59	Sam Koch at NE, 1/20/13 - A
59	Sam Koch at Ind., 1/16/10 - D
58	Sam Koch at Den., 1/12/13 - D
56	Sam Koch at SF, 2/3/13 - SB
56	Dave Zastudil vs. Ten., 1/3/04 - WC

LONGEST FIELD GOALS

51	Matt Stover vs. Ind., 1/13/07 - D
48	Billy Cundiff vs. Hou., 1/15/12 - D
47	Justin Tucker at Den., 1/12/13 - D (20T)
47	Matt Stover at NYG, 1/28/01 - SB
43	Matt Stover vs. Ten., 1/3/04 - WC
43	Matt Stover at Ten., 1/10/09 - D
40	Matt Stover at Mia., 1/13/02 - WC

Current Ravens in Bold



POSTSEASON YARDS RECORDS

TOP 5 CAREER COMBINED YARDS

RANK	NAME (SEASONS)	NO	YDS	AVG	TD
1	Rice, Ray (2008-12)	230	1,079	4.7	6
2	Jones, Jacoby (2012)	27	619	22.9	3
3	Boldin, Anquan (2010-12)	38	616	16.2	6
4	Lewis, Jermaine (2000-01)	33	534	16.2	2
5	Lewis, Jamal (2000-01, 2003, 2006)	140	494	3.5	4

COMBINED YARDS RECORDS

MOST ATTEMPTS

CAREER	SEASON	GAME
230 Ray Rice, 2008-12	140 Jamal Lewis, 2000-06	85 Willis McGahee, 2008-10
108 Jamal Lewis, 2000	92 Ray Rice, 2012	47 Ray Rice, 2011
32 Jamal Lewis (1/14/01 at Oak.) - A	31 Jamal Lewis (12/31/00 vs. Den.) - WC	30 Ray Rice (1/12/13 at Den.) - D

MOST YARDAGE GAINED

CAREER	SEASON	GAME
1,079 Ray Rice, 2008-12	619 Jacoby Jones, 2012	*290 Jacoby Jones (2/3/13 at SF) - SB
619 Jacoby Jones, 2012	394 Ray Rice, 2012	181 Jermaine Lewis (1/20/02 at Pit.) - WC
616 Anquan Boldin, 2010-12	380 Anquan Boldin, 2012	159 Ray Rice (1/10/10 at NE) - WC

YARDS FROM SCRIMMAGE ALL 100-YARD GAMES

159	Ray Rice at NE, 1/10/10 - WC
145	Anquan Boldin vs. Ind., 1/6/13 - WC
131	Ray Rice at Den., 1/12/13 - D
127	Ray Rice at Ind., 1/16/10 - D
125	Jamal Lewis vs. Den., 12/31/00 - WC
117	Ray Rice vs. Ind., 1/6/13 - WC
109	Terry Allen at Mia., 1/13/02 - WC
108	Todd Heap at KC, 1/9/11 - WC
106	Jamal Lewis at NYG, 1/28/01 - SB
104	Anquan Boldin at SF, 2/3/13 - SB
103	Bernard Pierce vs. Ind., 1/6/13 - WC
101	Anquan Boldin at NE, 1/22/12 - A
100	Jamal Lewis at Oak., 1/14/01 - A

Current Ravens in Bold

* Super Bowl Record

TOP 5 CAREER SCRIMMAGE YARDS

RANK	NAME (SEASONS)	RUSH	RUSH YDS	REC	REC YDS	TOTAL ATT	SCRM YDS
1	Rice, Ray (2008-12)	191	750	37	296	228	1,046
2	Boldin, Anquan (2010-12)	0	0	38	616	38	616
3	Lewis, Jamal (2000-01, 2003, 2006)	130	426	10	68	140	494
4	Heap, Todd (2001, 2003, 2006, 2008-10)	0	0	32	385	32	385
5	McGahee, Willis (2008-10)	75	271	10	70	85	341

SCRIMMAGE YARDS RECORDS

MOST ATTEMPTS

CAREER	SEASON	GAME
228 Ray Rice, 2008-12	140 Jamal Lewis, 2000-06	85 Willis McGahee, 2008-10
108 Jamal Lewis, 2000	92 Ray Rice, 2012	47 Ray Rice, 2011
32 Jamal Lewis (1/14/01 at Oak.) - A	31 Jamal Lewis (12/31/00 vs. Den.) - WC	30 Ray Rice (1/12/13 at Den.) - D

MOST YARDAGE GAINED

CAREER	SEASON	GAME
1,046 Ray Rice, 2008-12	616 Anquan Boldin, 2010-12	159 Ray Rice (1/10/10 at NE) - WC
616 Anquan Boldin, 2010-12	494 Jamal Lewis, 2000-06	145 Anquan Boldin (1/6/13 vs. Ind.) - WC
394 Ray Rice, 2012	380 Anquan Boldin, 2012	131 Ray Rice (1/12/13 at Den.) - D
380 Anquan Boldin, 2012	378 Jamal Lewis, 2000	



POSTSEASON TEAM RECORDS

WINS/LOSSES

ALL-TIME POSTSEASON RECORD

14-7

ALL-TIME POSTSEASON HOME RECORD

3-2

ALL-TIME POSTSEASON ROAD RECORD

9-5

ALL-TIME POSTSEASON NEUTRAL SITE RECORD

2-0 (Super Bowl XXXV & Super Bowl XLVII)

MOST CONSECUTIVE GAMES WON

5 2000-01

SCORING

MOST POINTS SCORED

38 1/12/13 at Den. - D (2OT)

34 2/3/13 at SF - SB
1/28/01 at NYG - SB

MOST POINTS ALLOWED

35 1/12/13 at Den. - D (2OT)

31 2/3/13 at SF - SB
1/15/11 at Pit. - D

MOST POINTS SCORED, BOTH TEAMS

73 1/12/13 at Den. - D (2OT) (Bal. 38, Den. 35)

65 2/3/13 at SF - SB (Bal. 34, SF 31)

55 1/15/11 at Pit. - D (Pit. 31, Bal. 24)

FEWEST POINTS SCORED

3 1/16/10 at Ind. - D

6 1/13/07 vs. Ind. - D

10 1/20/02 at Pit. - D

FEWEST POINTS ALLOWED

3 1/13/02 at Mia. - WC

1/14/01 at Oak. - A

12/31/00 vs. Den. - WC

FEWEST POINTS SCORED, BOTH TEAMS

19 1/14/01 at Oak. - A (Bal. 16, Oak. 3)

21 1/13/07 vs. Ind. - D (Ind. 15, Bal. 6)

23 1/16/10 at Ind. - D (Ind. 20, Bal. 3)

1/10/09 at Ten. - D (Bal. 13, Ten. 10)

1/13/02 at Mia. - WC (Bal. 20, Mia. 3)

MOST POINTS OVERCOME TO WIN GAME

7 1/12/13 at Den. - D (trailed by 7, three times)

1/7/01 at Ten. - D (trailed 0-7, won 24-10)

LARGEST BLOWN LEAD TO LOSE GAME

14 1/15/11 at Pit. - D (led 21-7, lost 24-31)

MOST POINTS SCORED, EACH HALF

1ST

24 1/10/10 at NE - D

2ND

24 1/28/01 at NYG - SB

MOST POINTS SCORED, EACH QUARTER

1ST

24 1/10/10 at NE - WC

2ND

14 2/3/13 at SF - SB; 12/31/00 vs. Den. - WC

3RD

14 1/28/01 at NYG - SB

4TH

14 1/20/13 at NE - A; 1/7/01 at Ten. - D

OT

3 1/12/13 at Den. - D (2OT)

MOST POINTS ALLOWED, EACH QUARTER

1ST

14 1/12/13 at Den. - D (2OT)

2ND

14 1/16/10 at Ind. - D

3RD

17 2/3/13 at SF - SB

4TH

10 1/15/11 at Pit. - D

OT

None

MOST CONSECUTIVE GAMES SCORING

21 2008-12, 2006, 2003, 2000-01

MOST TDs

5 1/12/13 at Den. - D (2OT)

FEWEST TDs

0 1/16/10 at Ind. - D

1/13/07 vs. Ind. - D

MOST TDs BY OPPONENT

5 1/12/13 at Den. - D (2OT)

FEWEST TDs BY OPPONENT

0 5 times, last 1/6/13 vs. Ind. - WC

MOST CONSECUTIVE GAMES SCORING TDs

8 2011-present; 2000-01, 2003

MOST (1-POINT) PATs

5 1/12/13 at Den. - D (2OT)

MOST (1-POINT) PATs BY OPPONENTS

5 1/12/13 at Den. - D (2OT)

MOST (2-POINT) PATs

None

MOST (2-POINT) PATs BY OPPONENT

None

MOST FIELD GOALS ATTEMPTED

4 1/14/01 at Oak. - A

MOST FIELD GOALS MADE

3 1/9/11 at KC - WC

1/14/01 at Oak. - A

MOST FIELD GOALS ATTEMPTED BY OPPONENT

5 1/13/07 vs. Ind. - D

MOST FIELD GOALS MADE BY OPPONENT

5 1/13/07 vs. Ind. - D

MOST SAFETIES

None

MOST SAFETIES BY OPPONENT

1 2/3/13 at SF - SB

FIRST DOWNS

MOST FIRST DOWNS

26 1/9/11 at KC - WC

25 1/20/13 at NE - A

21 2/3/13 at SF - SB; 1/12/13 at Den. - D (2OT)

FEWEST FIRST DOWNS

6 1/7/01 at Ten. - D

7 1/20/02 at Pit. - D

9 1/10/09 at Ten. - D

MOST FIRST DOWNS BY OPPONENT

30 1/12/13 at Den. - D (2OT)

28 1/20/13 at NE - A

25 1/6/13 vs. Ind. - WC

1/22/12 at NE - A

FEWEST FIRST DOWNS BY OPPONENT

8 1/9/11 at KC - WC

9 1/13/02 at Mia. - WC

12/31/00 vs. Den. - WC

MOST FIRST DOWNS RUSHING

13 1/10/10 at NE - WC

12 1/13/02 at Mia. - WC

9 1/20/13 at NE - A

FEWEST FIRST DOWNS RUSHING

0 1/20/02 at Pit. - D

1 1/3/04 vs. Ten. - WC

2 1/15/12 vs. Hou. - D

1/15/11 at Pit. - D

1/16/10 at Ind. - D

1/7/01 at Ten. - D

MOST FIRST DOWNS RUSHING BY OPPONENT

11 1/20/02 at Pit. - D

1/7/01 at Ten. - D

10 1/3/04 at Ten. - D

FEWEST FIRST DOWNS RUSHING BY OPPONENT

1 1/18/09 at Pit. - A

1/13/02 at Mia. - WC

12/31/00 vs. Den. - WC

MOST FIRST DOWNS PASSING

19 1/9/11 at KC - WC

15 1/20/13 at NE - A

14 1/12/13 at Den. - D (2OT)

FEWEST FIRST DOWNS PASSING

3 1/10/10 at NE - WC

4 1/7/01 at Ten. - D

5 1/10/09 at Ten. - D

1/14/01 at Oak. - A

MOST FIRST DOWNS PASSING BY OPPONENT

19 1/20/13 at NE - A

16 1/6/13 vs. Ind. - WC

1/16/10 at Ind. - D

1/10/09 at Ten. - D

15 1/12/13 at Den. - D (2OT)

1/22/12 at NE - A

FEWEST FIRST DOWNS PASSING BY OPPONENT

2 1/9/11 at KC - WC

6 1/3/04 vs. Ten. - WC

1/13/02 at Mia. - WC

1/28/01 at NYG - SB

MOST FIRST DOWNS BY PENALTY

3 1/12/13 at Den. - D (2OT)

1/9/11 at KC - WC

2 2/3/13 at SF - SB

1/15/11 at Pit. - D

1/18/09 at Pit. - A

1/13/07 vs. Ind. - D

FEWEST FIRST DOWNS BY PENALTY

0 6 times, last 1/22/12 at NE - A

MOST FIRST DOWNS BY PENALTY BY OPPONENT

6 1/12/13 at Den. - D (2OT)

3 1/20/13 at NE - A

1/6/13 vs. Ind. - WC

1/15/11 at Pit. - D

1/16/10 at Ind. - D

1/28/01 at NYG - SB

FEWEST FIRST DOWNS BY PENALTY BY OPPONENT

0 5 times, last 1/15/12 vs. Hou. - D

NET YARDS

MOST TOTAL NET YARDS (RUSHING AND PASSING)

479 1/12/13 at Den. - D (2OT)

439 1/6/13 vs. Ind. - WC

398 1/22/12 at NE - A

FEWEST TOTAL NET YARDS (RUSHING AND PASSING)

126 1/15/11 at Pit. - D

134 1/7/01 at Ten. - D

150 1/20/02 at Pit. - D

MOST TOTAL NET YARDS BY OPP. (RUSHING AND PASSING)

468 2/3/13 at SF - SB

428 1/20/13 at NE - A

419 1/6/13 vs. Ind. - WC

FEWEST TOTAL NET YARDS BY OPP. (RUSHING AND PASSING)

151 1/13/02 at Mia. - WC

152 1/28/01 at NYG - SB

161 1/9/11 at KC - WC

RUSHING

MOST RUSHING ATTEMPTS

52 1/10/10 at NE - WC

50 1/13/02 at Mia. - WC

46 1/14/01 at Oak. - A



POSTSEASON TEAM RECORDS

FEWEST RUSHING ATTEMPTS

11 1/20/02 at Pit. - D
16 1/3/04 vs. Ten. - WC
18 1/15/11 at Pit. - D

MOST RUSHING ATTEMPTS BY OPPONENT

49 1/20/02 at Pit. - D
41 **1/12/13 at Den. - D (2OT)**
40 1/3/04 vs. Ten. - WC

FEWEST RUSHING ATTEMPTS BY OPPONENT

15 1/13/02 at Mia. - WC
16 1/28/01 at NYG - SB
17 1/14/01 at Oak. - A

MOST YARDS GAINED RUSHING

234 1/10/10 at NE - WC
226 1/13/02 at Mia. - WC
170 **1/6/13 vs. Ind. - WC**

FEWEST YARDS GAINED RUSHING

22 1/20/02 at Pit. - D
35 1/15/11 at Pit. - D
49 1/7/01 at Ten. - D

MOST YARDS GAINED RUSHING BY OPPONENT

182 **2/3/13 at SF - SB**
165 1/3/04 vs. Ten. - WC
154 1/20/02 at Pit. - D

FEWEST YARDS GAINED RUSHING BY OPPONENT

24 1/14/01 at Oak. - A
42 1/16/10 at Ind. - D
12/31/00 vs. Den. - WC

HIGHEST AVERAGE GAIN, RUSHING

5.4 **1/6/13 vs. Ind. - WC, 32 for 172 yards**
4.6 1/16/10 at Ind. - D, 19 for 87 yards
1/4/09 at Mia. - WC, 33 for 151 yards

LOWEST AVERAGE GAIN, RUSHING

1.7 1/10/09 at Ten. - D, 30 for 50 yards
1.9 1/15/11 at Pit. - D, 18 for 35 yards
2.0 1/20/02 at Pit. - D, 11 for 22 yards

HIGHEST AVERAGE GAIN, RUSHING BY OPPONENT

6.3 **2/3/13 at SF - SB, 29 for 182 yards**
5.7 1/9/11 at KC - WC, 19 for 108 yards
5.1 **1/6/13 vs. Ind. - WC, 30 for 152 yards**

LOWEST AVERAGE GAIN, RUSHING BY OPPONENT

1.4 1/14/01 at Oak. - A, 17 for 24 yards
1.7 1/16/10 at Ind. - D, 25 for 42 yards
1.9 1/18/09 at Pit. - A, 28 for 52 yards

MOST TDs RUSHING

4 1/10/10 at NE - WC
2 1/18/09 at Pit. - A
1/4/09 at Mia. - WC
12/31/00 vs. Den. - WC

FEWEST TDs RUSHING

0 9 times, last **2/3/13 at SF - SB**

MOST TDs RUSHING BY OPPONENT

2 **2/3/13 at SF - SB**
1/22/12 at NE - A
1/15/11 at Pit. - D
1/20/02 at Pit. - D
1 5 times, last 1/15/12 vs. Hou. - D

FEWEST TDs RUSHING BY OPPONENT

0 12 times, last **1/20/13 at NE - A**

PASSING

MOST PASSING ATTEMPTS

37 1/3/04 vs. Ten. - WC
1/20/02 at Pit. - D
36 **1/20/13 at NE - A; 1/22/12 at NE - A**

FEWEST PASSING ATTEMPTS

10 1/10/10 at NE - WC
15 12/31/00 vs. Den. - WC
17 1/7/01 at Ten. - D

MOST PASSING ATTEMPTS BY OPPONENT

54 **1/20/13 at NE - A; 1/6/13 vs. Ind. - WC**
47 1/7/01 at Ten. - D
44 1/16/10 at Ind. - D

FEWEST PASSING ATTEMPTS BY OPPONENT

18 1/9/11 at KC - WC
22 1/20/02 at Pit. - D
23 1/3/04 vs. Ten. - W

MOST PASS COMPLETIONS

25 1/9/11 at KC - WC
22 **2/3/13 at SF - SB**
1/22/12 at NE - A

FEWEST PASS COMPLETIONS

4 1/10/10 at NE - WC
5 1/7/01 at Ten. - D
9 3 times, last 1/4/09 at Mia. - WC

MOST PASS COMPLETIONS BY OPPONENT

30 1/16/10 at Ind. - D
29 **1/20/13 at NE - A**
28 **1/12/13 at Den. - D (2OT); 1/6/13 vs. Ind. - WC**

FEWEST PASS COMPLETIONS BY OPPONENT

9 1/9/11 at KC - WC
12 1/20/02 at Pit. - D
14 1/3/04 vs. Ten. - WC

MOST NET YARDS GAINED, PASSING

324 **1/12/13 at Den. - D (2OT)**
282 1/22/12 at NE - A
274 **2/3/13 at SF - SB**

FEWEST NET YARDS GAINED, PASSING

34 1/10/10 at NE - WC
85 1/7/01 at Ten. - D
91 1/15/11 at Pit. - D

MOST NET YARDS GAINED, PASSING BY OPPONENT

320 **1/20/13 at NE - A**
286 **2/3/13 at SF - SB**
275 1/10/09 at Ten. - D

FEWEST NET YARDS GAINED, PASSING BY OPPONENT

53 1/9/11 at KC - WC
86 1/28/01 at NYG - SB
105 1/13/02 at Mia. - WC

MOST TIMES SACKED

5 1/15/12 vs. Hou. - D; 1/15/11 at Pit. - D
4 1/9/11 at KC - WC
3 5 times, last 1/22/12 at NE - A

FEWEST TIMES SACKED

0 1/10/10 at NE - WC
1/10/09 at Ten. - D
1/4/09 at Mia. - WC

MOST TIMES OPPONENTS SACKED

6 1/15/11 at Pit. - D
5 12/31/00 vs. Den. - WC
4 3 times, last 1/18/09 at Pit. - A

FEWEST TIMES OPPONENTS SACKED

0 3 times, last **1/20/13 at NE - A**
1 4 times, last 1/22/12 at NE - A

HIGHEST COMPLETION PERCENTAGE

73.5 1/9/11 at KC - WC, 25 of 34
66.7 **2/3/13 at SF - SB, 22 of 33**
1/13/02 vs. Mia. - WC, 12 of 18

HIGHEST COMPLETION PERCENTAGE BY OPPONENT

68.2 1/16/10 at Ind. - D, 30 of 44
65.8 1/4/09 at Mia. - WC, 25 of 38
65.1 **1/12/13 at Den. - D, 28 of 43 (2OT)**

MOST TDs PASSING

3 **2/3/13 at SF - SB**
1/20/13 at NE - A
1/12/13 at Den. - D

MOST TDs PASSING BY OPPONENT

3 **1/12/13 at Den. - D (2OT)**
2 1/15/11 at Pit. - D
1/16/10 at Ind. - D
1/10/10 at NE - WC

MOST PASSES HAD INTERCEPTED

3 1/18/09 at Pit. - A
1/20/02 at Pit. - D
2 1/16/10 at Ind. - D
1/13/07 vs. Ind. - D
1/3/04 vs. Ten. - WC

MOST OPPONENT PASSES INTERCEPTED

4 1/4/09 at Mia. - WC
1/28/01 at NYG - SB
1/14/01 at Oak. - A

PUNTING

MOST PUNTS

10 1/28/01 at NYG - SB
12/31/00 vs. Den. - WC
9 1/15/12 vs. Hou. - D

FEWEST PUNTS

2 1/9/11 at KC - WC
3 **2/3/13 at SF - SB**
4 5 times, last **1/6/13 vs. Ind. - WC**

MOST PUNTS BY OPPONENT

11 1/28/01 at NYG - SB
9 12/31/00 vs. Den. - WC
7 1/18/09 at Pit. - A; 1/14/01 at Oak. - A

FEWEST PUNTS BY OPPONENT

2 1/22/12 at NE - A
3 3 times, last **2/3/13 at SF - SB**
4 4 times, last **1/6/13 vs. Ind. - WC**

HIGHEST PUNTING AVERAGE

53.8 1/15/11 at Pit. - D
49.3 1/15/12 vs. Hou. - D
48.8 1/3/04 vs. Ten. - WC

LOWEST PUNTING AVERAGE

27.6 1/7/01 at Ten. - D
31.0 1/9/11 at KC - WC
34.0 1/10/10 at NE - WC

HIGHEST PUNTING AVERAGE BY OPPONENT

53.3 1/10/09 at Ten. - D
53.0 **2/3/13 at SF - SB**
51.0 1/9/11 at KC - WC
48.8 **1/12/13 at Den. - D (2OT)**

LOWEST PUNTING AVERAGE BY OPPONENT

35.8 **1/20/13 at NE - A**
37.7 1/18/09 at Pit. - A
37.8 1/7/01 at Ten. - D

PUNT RETURNS

MOST PUNT RETURNS

6 1/18/09 at Pit. - A
4 **1/6/13 vs. Ind. - WC**
12/31/00 vs. Den. - WC
3 4 times, last **1/12/13 at Den. - D (2OT)**

FEWEST PUNT RETURNS

0 1/15/12 vs. Hou. - D; 1/9/11 at KC - WC
1 **1/20/13 at NE - A**
1/22/12 at NE - A
1/10/09 at Ten. - D
1/7/01 at Ten. - D

MOST PUNT RETURNS BY OPPONENT

6 1/15/12 vs. Hou. - D; 1/3/04 vs. Ten. - WC
5 3 times, last 1/18/09 at Pit. - A

FEWEST PUNT RETURNS BY OPPONENT

0 **1/6/13 vs. Ind. - WC, 1/9/11 at KC - WC**
1 **2/3/13 at SF - SB; 1/10/10 at NE - WC**
2 4 times, last 1/4/09 at Mia. - WC



POSTSEASON TEAM RECORDS

MOST FAIR CATCHES

- 4 3 times, last 1/20/13 at NE - A
- 3 1/16/10 at Ind. - D
1/7/01 at Ten. - D

MOST FAIR CATCHES BY OPPONENT

- 3 1/10/09 at Ten. - D
1/28/01 at NYG - SB
- 2 1/12/13 at Den. - D (2OT); 1/10/10 at NE - WC

MOST YARDS, PUNT RETURNS

- 99 1/20/02 at Pit. - D
- 65 1/18/09 at Pit. - A
- 58 1/14/01 at Oak. - A

MOST YARDS, PUNT RETURNS BY OPPONENT

- 90 1/12/13 at Den. - D (2OT)
- 70 1/3/04 vs. Ten. - WC
- 67 1/20/02 at Pit. - D

HIGHEST AVERAGE, PUNT RETURNS

- 33.0 1/20/02 at Pit. - D
- 29.0 1/10/09 at Ten. - D
- 19.3 1/14/01 at Oak. - A

LOWEST AVERAGE, PUNT RETURNS

- 0.0 1/15/12 vs. Hou. - D
1/9/11 at KC - WC
1/16/10 at Ind. - D

HIGHEST AVERAGE, PUNT RETURNS BY OPPONENT

- 32.0 2/3/13 at SF - SB
- 30.0 1/12/13 at Den. - D (2OT)
- 28.0 1/10/10 at NE - WC

LOWEST AVERAGE, PUNT RETURNS BY OPPONENT

- 0.0 1/6/13 vs. Ind. - WC; 1/9/11 at KC - WC
- 0.7 1/15/12 vs. Hou. - D
- 2.3 1/22/12 at NE - A

MOST TDs ON PUNT RETURNS

- 1 1/20/02 at Pit. - D

MOST TDs ON PUNT RETURNS BY OPPONENT

- 1 1/12/13 at Den. - D (2OT)

KICKOFF RETURNS

MOST KICKOFF RETURNS

- 6 4 times, last 1/15/11 at Pit. - D

FEWEST KICKOFF RETURNS

- 1 4 times, last 1/22/12 at NE - A
- 2 6 times, last 1/6/13 vs. Ind. - WC

MOST KICKOFF RETURNS BY OPPONENT

- 7 1/28/01 at NYG - SB
- 6 1/10/10 at NE - WC
- 5 1/15/11 at Pit. - D
1/13/02 at Mia. - D

FEWEST KICKOFF RETURNS BY OPPONENT

- 0 1/6/13 vs. Ind. - WC
- 1 1/16/10 at Ind. - D
- 3 6 times, last 1/22/12 at NE - A

MOST YARDS, KICKOFF RETURNS

- 206 2/3/13 at SF - SB
- 124 1/13/07 vs. Ind. - D
- 117 1/15/11 at Pit. - D

FEWEST YARDS, KICKOFF RETURNS

- 15 1/10/09 at Ten. - D
- 20 1/22/12 at NE - A
- 22 1/13/02 at Mia. - WC

MOST YARDS, KICKOFF RETURNS BY OPPONENT

- 171 1/12/13 at Den. - D (2OT); 1/28/01 at NYG - SB
- 133 1/15/12 vs. Hou. - D
- 118 1/10/10 at NE - WC

FEWEST YARDS, KICKOFF RETURNS BY OPPONENT

- 0 1/6/13 vs. Ind. - WC
- 14 1/16/10 at Ind. - D
- 43 12/31/00 vs. Den. - WC

HIGHEST AVERAGE, KICKOFF RETURNS

- 55.5 1/28/01 at NYG - SB
- 41.2 2/3/13 at SF - SB
- 30.0 1/6/13 vs. Ind. - WC

LOWEST AVERAGE, KICKOFF RETURNS

- 10.7 1/20/13 at NE - A
- 11.0 1/13/02 at Mia. - WC
- 11.5 12/31/00 vs. Den. - WC

HIGHEST AVERAGE, KICKOFF RETURNS BY OPPONENT

- 42.8 1/12/13 at Den. - D (2OT)
- 33.7 1/22/12 at NE - A
- 33.3 1/15/12 vs. Hou. - D

LOWEST AVERAGE, KICKOFF RETURNS BY OPPONENT

- 0.0 1/6/13 vs. Ind. - WC
- 13.8 1/7/01 at Ten. - D
- 14.0 1/16/10 at Ind. - D

MOST TDs ON KICKOFF RETURNS

- 1 2/3/13 at SF - SB; 1/28/01 at NYG - SB

MOST TDs ON KICKOFF RETURNS BY OPPONENT

- 1 1/12/13 at Den. - D (2OT); 1/28/01 at NYG - SB

MOST TDs ON KICKOFF RETURNS, BOTH TEAMS

- *2 1/28/01 at NYG - SB, Bal. (1), NYG (1)

* Super Bowl Record

FUMBLES

MOST FUMBLES

- 3 1/15/12 vs. Hou. - D
1/9/11 at KC - WC
1/16/10 at Ind. - D
1/18/09 at Pit. - A

FEWEST FUMBLES

- 0 1/10/09 at Ten. - D
1/7/01 at Ten. - D

MOST FUMBLES BY OPPONENT

- 5 1/10/09 at Ten. - D
- 3 4 times, last 1/15/12 vs. Hou. - D

FEWEST FUMBLES BY OPPONENT

- 0 4 times, last 1/16/10 at Ind. - D

MOST FUMBLES LOST

- 2 5 times, last 1/6/13 vs. Ind. - WC

FEWEST FUMBLES LOST

- 0 8 times, last 1/20/13 at NE - A

MOST FUMBLES LOST BY OPPONENT

- 2 4 times, last 1/15/11 at Pit. - D

FEWEST FUMBLES LOST BY OPPONENT

- 0 6 times, last 1/16/10 at Ind. - D

MOST FUMBLES RECOVERED, OWN

- 3 1/15/12 vs. Hou. - D
- 2 1/18/09 at Pit. - A
1/28/01 at NYG - SB
- 1 6 times, last 2/3/13 at SF - SB

MOST FUMBLES RECOVERED, OPPONENTS

- 2 1/10/09 at Ten. - D
1/13/02 at Mia. - WC
- 1 11 times, last 2/3/13 at SF - SB

MOST TDs, OWN FUMBLES RECOVERED

None

MOST TDs, OPPONENTS FUMBLES RECOVERED

- 1 1/15/11 at Pit. - D
Cory Redding 13-yard FR-TD

TURNOVERS

MOST TURNOVERS

- 4 4 times, last 1/16/10 at Ind. - D

FEWEST TURNOVERS

- 0 6 times, last 1/20/13 at NE - A

MOST TURNOVERS BY OPPONENT

- 5 4 times, last 1/9/11 at KC - WC

FEWEST TURNOVERS BY OPPONENT

- 1 5 times, last 1/16/10 at Ind. - D

MOST TURNOVERS, BOTH TEAMS

- 7 1/9/11 at KC - WC, Bal. (2), KC (5)
1/14/01 at Oak. - A, Bal. (2), Oak. (5)
- 6 1/10/10 at NE - WC, Bal. (2), NE (4)
1/4/09 at Mia. - WC, Bal. (1), Mia. (5)
1/13/07 vs. Ind. - D, Bal. (4), Ind. (2)

MOST TDs BY RAVENS OFF TURNOVERS

- 1 6 times, last 1/12/13 at Den. - D (2OT)
Corey Graham 39-yard INT-TD

MOST TDs BY OPPONENT OFF TURNOVERS

- 1 1/18/09 at Pit. - A
Troy Polamalu 40-yard INT-TD

PENALTIES

FEWEST PENALTIES

- 0 1/15/12 vs. Hou. - D
- 2 2/3/13 at SF - SB; 1/9/11 at KC - WC
- 3 1/10/10 at NE - WC
- 4 12/31/00 vs. Den. - WC

MOST PENALTIES

- 10 1/14/01 at Oak. - A
- 9 1/6/13 vs. Ind. - WC
1/20/02 at Pit. - D
1/28/01 at NYG - SB

FEWEST PENALTIES BY OPPONENT

- 1 1/22/12 at NE - A
- 3 1/15/12 vs. Hou. - D
1/13/07 vs. Ind. - D
- 4 1/20/13 at NE - A
1/16/10 at Ind. - D
1/4/09 at Mia. - WC

MOST PENALTIES BY OPPONENT

- 12 1/10/09 at Ten. - D
- 10 1/12/13 at Den. - D (2OT)
- 9 1/15/11 at Pit. - D
- 6 7 times, last 1/18/09 at Pit. - A

FEWEST PENALTIES, BOTH TEAMS

- 3 1/15/12, Bal. (0) vs. Hou. (3) - D
- 7 2/3/13, Bal. (2) at SF (5) - SB
1/22/12, Bal. (6) at NE (1) - A
1/9/11, Bal. (2) at KC (5) - WC

MOST PENALTIES, BOTH TEAMS

- 20 1/10/09, Bal. (8) at Ten. (12) - D
- 18 1/12/13, Bal. (8) at Den. (10) - D (2OT)
- 15 1/15/11, Bal. (6) at Pit. (9) - D
1/28/01, Bal. (9) at NYG (6) - SB
1/14/01, Bal. (10) at Oak. (5) - A

FEWEST YARDS PENALIZED

- 0 1/15/12 vs. Hou. - D
- 15 1/10/10 at NE - WC
- 20 2/3/13 at SF - SB; 1/9/11 at KC - WC

MOST YARDS PENALIZED

- 95 1/14/01 at Oak. - A
- 74 1/15/11 at Pit. - D
- 70 3 times, last 1/6/13 vs. Ind. - WC

FEWEST YARDS OPPONENT PENALIZED

- 5 1/22/12 at NE - A
- 19 1/13/07 vs. Ind. - D
- 20 1/15/12 vs. Hou. - D



POSTSEASON TEAM RECORDS

MOST YARDS OPPONENT PENALIZED

- 93 1/15/11 at Pit. - D
- 89 1/10/09 at Ten. - D
- 87 1/12/13 at Den. - D (2OT)

FEWEST YARDS PENALIZED, BOTH TEAMS

- 20 1/15/12, Bal. (0) vs. Hou. (20) - D
- 38 1/22/12, Bal. (33) at NE (5) - A
- 53 2/3/13, Bal. (20) at SF (33) - SB

MOST YARDS PENALIZED, BOTH TEAMS

- 167 1/15/11, Bal. (74) at Pit. (93) - D
- 143 1/12/13, Bal. (56) at Den. (87) - D (2OT)
- 131 1/14/01, Bal. (95) at Oak. (36) - A

INTERCEPTIONS

MOST INTERCEPTIONS

- 4 1/4/09 at Mia. - WC
- 1/28/01 at NYG - SB
- 1/14/01 at Oak. - A

FEWEST INTERCEPTIONS

- 0 1/15/11 at Pit. - D
- 1/18/09 at Pit. - A
- 1 8 times, last 2/3/13 at SF - SB

MOST INTERCEPTIONS BY OPPONENT

- 3 1/18/09 at Pit. - A
- 1/20/02 at Pit. - D
- 2 1/16/10 at Ind. - D
- 1/13/07 vs. Ind. - D
- 1/3/04 vs. Ten. - WC

FEWEST INTERCEPTIONS BY OPPONENT

- 0 12 times, last 2/3/13 at SF - SB

MOST CONSECUTIVE GAMES WITH INTERCEPTIONS

- 10 12/31/00 vs. Den. - WC
- through 1/10/09 at Ten. - D

MOST CONSECUTIVE GAMES WITH INT'S BY OPPONENT

- 3 1/10/09 at Ten. - D
- through 1/16/10 at Ind. - D
- 1/20/02 at Pit. - D
- through 1/13/07 vs. Ind. - D

MOST INTERCEPTION YARDS

- 108 1/4/09 at Mia. - WC (4 INTs)
- 95 1/10/10 at NE - WC (3 INTs)
- 79 1/3/04 vs. Ten. - WC (3 INTs)

MOST INTERCEPTION YARDS BY OPPONENT

- 51 1/20/02 at Pit. - D (3 INTs)
- 47 1/18/09 at Pit. - A (3 INTs)
- 19 1/22/12 at NE - A (1 INT)

MOST TDs ON INTERCEPTIONS

- 1 1/12/13 at Den. - D (2OT) (Corey Graham)
- 1/4/09 at Mia. - WC (Ed Reed)
- 1/3/04 vs. Ten. - WC (Will Demps)
- 1/28/01 at NYG - SB (Duane Starks)
- 1/7/01 at Ten. - D (Ray Lewis)

MOST TDs ON INTERCEPTIONS BY OPPONENT

- 1 1/18/09 at Pit. - A (Troy Polamalu)



On Feb. 3, 2013, Baltimore defeated San Francisco, 34-31, in Super Bowl XLVII at the Mercedes-Benz Superdome in New Orleans. The victory clinched the Ravens' second Lombardi Trophy in 17 seasons. LB Ray Lewis (above right) closed out his storied NFL career alongside longtime teammate and fellow defensive starter, S Ed Reed (above left).



On Jan. 12, 2013, the Ravens traveled to Denver for a Divisional Round matchup in which they knocked off the AFC's top seed in a 38-35 double-overtime thriller. CB Corey Graham (above) picked off two QB Peyton Manning passes, one of which he returned 39 yards for a touchdown.



In the Wild Card round at New England (1/10/10), RB Ray Rice ran 83 yards for a touchdown on the opening play from scrimmage, the second-longest rush in NFL postseason history. Rice finished the day with a Ravens' postseason-franchise record 159 yards, adding 2 TDs, en route to a 33-14 victory.





– NFL STATISTICS –

- NFL Standings
- NFL Team Schedules
- NFL Statistics



2012 NFL Standings

American Football Conference

East Division											
Team	W	L	T	Pct	PF	PA	Home	Away	Conf	Div	Streak
y-New England Patriots	12	4	0	.750	557	331	6-2-0	6-2-0	11-1-0	6-0-0	Won 2
Miami Dolphins	7	9	0	.438	288	317	5-3-0	2-6-0	5-7-0	2-4-0	Lost 1
New York Jets	6	10	0	.375	281	375	3-5-0	3-5-0	4-8-0	2-4-0	Lost 3
Buffalo Bills	6	10	0	.375	344	435	4-4-0	2-6-0	5-7-0	2-4-0	Won 1
North Division											
Team	W	L	T	Pct	PF	PA	Home	Away	Conf	Div	Streak
y-Baltimore Ravens	10	6	0	.625	398	344	6-2-0	4-4-0	8-4-0	4-2-0	Lost 1
x-Cincinnati Bengals	10	6	0	.625	391	320	4-4-0	6-2-0	7-5-0	3-3-0	Won 3
Pittsburgh Steelers	8	8	0	.500	336	314	5-3-0	3-5-0	5-7-0	3-3-0	Won 1
Cleveland Browns	5	11	0	.313	302	368	4-4-0	1-7-0	5-7-0	2-4-0	Lost 3
South Division											
Team	W	L	T	Pct	PF	PA	Home	Away	Conf	Div	Streak
y-Houston Texans	12	4	0	.750	416	331	6-2-0	6-2-0	10-2-0	5-1-0	Lost 2
x-Indianapolis Colts	11	5	0	.688	357	387	7-1-0	4-4-0	8-4-0	4-2-0	Won 2
Tennessee Titans	6	10	0	.375	330	471	4-4-0	2-6-0	5-7-0	1-5-0	Won 1
Jacksonville Jaguars	2	14	0	.125	255	444	1-7-0	1-7-0	2-10-0	2-4-0	Lost 5
West Division											
Team	W	L	T	Pct	PF	PA	Home	Away	Conf	Div	Streak
z-Denver Broncos	13	3	0	.813	481	289	7-1-0	6-2-0	10-2-0	6-0-0	Won 11
San Diego Chargers	7	9	0	.438	350	350	3-5-0	4-4-0	7-5-0	4-2-0	Won 2
Oakland Raiders	4	12	0	.250	290	443	3-5-0	1-7-0	4-8-0	2-4-0	Lost 2
Kansas City Chiefs	2	14	0	.125	211	425	1-7-0	1-7-0	0-12-0	0-6-0	Lost 4

National Football Conference

East Division											
Team	W	L	T	Pct	PF	PA	Home	Away	Conf	Div	Streak
y-Washington Redskins	10	6	0	.625	436	388	5-3-0	5-3-0	8-4-0	5-1-0	Won 7
New York Giants	9	7	0	.563	429	344	6-2-0	3-5-0	8-4-0	3-3-0	Won 1
Dallas Cowboys	8	8	0	.500	376	400	4-4-0	4-4-0	5-7-0	3-3-0	Lost 2
Philadelphia Eagles	4	12	0	.250	280	444	2-6-0	2-6-0	2-10-0	1-5-0	Lost 3
North Division											
Team	W	L	T	Pct	PF	PA	Home	Away	Conf	Div	Streak
y-Green Bay Packers	11	5	0	.688	433	336	7-1-0	4-4-0	8-4-0	5-1-0	Lost 1
x-Minnesota Vikings	10	6	0	.625	379	348	7-1-0	3-5-0	7-5-0	4-2-0	Won 4
Chicago Bears	10	6	0	.625	375	277	5-3-0	5-3-0	7-5-0	3-3-0	Won 2
Detroit Lions	4	12	0	.250	372	437	2-6-0	2-6-0	3-9-0	0-6-0	Lost 8
South Division											
Team	W	L	T	Pct	PF	PA	Home	Away	Conf	Div	Streak
z-Atlanta Falcons	13	3	0	.813	419	299	7-1-0	6-2-0	9-3-0	3-3-0	Lost 1
Carolina Panthers	7	9	0	.438	357	363	3-5-0	4-4-0	5-7-0	3-3-0	Won 4
New Orleans Saints	7	9	0	.438	461	454	4-4-0	3-5-0	5-7-0	3-3-0	Lost 1
Tampa Bay Buccaneers	7	9	0	.438	389	394	3-5-0	4-4-0	4-8-0	3-3-0	Won 1
West Division											
Team	W	L	T	Pct	PF	PA	Home	Away	Conf	Div	Streak
y-San Francisco 49ers	11	4	1	.719	397	273	6-1-1	5-3-0	7-4-1	3-2-1	Won 1
x-Seattle Seahawks	11	5	0	.688	412	245	8-0-0	3-5-0	8-4-0	3-3-0	Won 5
St. Louis Rams	7	8	1	.469	299	348	4-4-0	3-4-1	6-5-1	4-1-1	Lost 1
Arizona Cardinals	5	11	0	.313	250	357	4-4-0	1-7-0	3-9-0	1-5-0	Lost 2

x - Clinched Playoff Spot; y - Clinched Division; z - Clinched Home Field



AFC SCHEDULES

NORTH

BALTIMORE RAVENS (10-6)

Sept. 10 vs. Cincinnati W 44-13
 Sept. 16 @ Philadelphia L 24-23
 Sept. 23 vs. New England W 31-30
 Sept. 27 vs. Cleveland W 23-16
 Oct. 7 @ Kansas City W 9-6
 Oct. 14 vs. Dallas W 31-29
 Oct. 21 @ Houston L 43-13
 Nov. 4 @ Cleveland W 25-15
 Nov. 11 vs. Oakland W 55-20
 Nov. 18 @ Pittsburgh W 13-10
 Nov. 25 @ San Diego OT W 16-13
 Dec. 2 vs. Pittsburgh L 23-20
 Dec. 9 @ Washington OT L 31-28
 Dec. 16 vs. Denver L 34-17
 Dec. 23 vs. New York Giants W 33-14
 Dec. 30 @ Cincinnati L 23-17

CINCINNATI BENGALS (10-6)

Sept. 10 @ Baltimore L 44-13
 Sept. 16 vs. Cleveland W 34-27
 Sept. 23 @ Washington W 38-31
 Sept. 30 @ Jacksonville W 27-10
 Oct. 7 vs. Miami L 17-13
 Oct. 14 @ Cleveland L 34-24
 Oct. 21 vs. Pittsburgh L 24-17
 Nov. 4 vs. Denver L 31-23
 Nov. 11 vs. New York Giants W 31-13
 Nov. 18 @ Kansas City W 28-6
 Nov. 25 vs. Oakland W 34-10
 Dec. 2 @ San Diego W 20-13
 Dec. 9 vs. Dallas L 20-19
 Dec. 13 @ Philadelphia W 34-13
 Dec. 23 @ Pittsburgh W 13-10
 Dec. 30 vs. Baltimore W 23-17

CLEVELAND BROWNS (5-11)

Sept. 9 vs. Philadelphia L 17-16
 Sept. 16 @ Cincinnati L 34-27
 Sept. 23 vs. Buffalo L 24-14
 Sept. 27 @ Baltimore L 23-16
 Oct. 7 @ New York Giants L 41-27
 Oct. 14 vs. Cincinnati W 34-24
 Oct. 21 @ Indianapolis L 17-13
 Oct. 28 vs. San Diego W 7-6
 Nov. 4 vs. Baltimore L 25-15
 Nov. 18 @ Dallas OT L 23-20
 Nov. 25 vs. Pittsburgh W 20-14
 Dec. 2 @ Oakland W 20-17
 Dec. 9 vs. Kansas City W 30-7
 Dec. 16 vs. Washington L 38-21
 Dec. 23 @ Denver L 34-12
 Dec. 30 @ Pittsburgh L 24-10

PITTSBURGH STEELERS (8-8)

Sept. 9 @ Denver L 31-19
 Sept. 16 vs. New York Jets W 27-10
 Sept. 23 @ Oakland L 34-31
 Oct. 7 vs. Philadelphia W 16-14
 Oct. 11 @ Tennessee L 26-23
 Oct. 21 @ Cincinnati W 24-17
 Oct. 28 vs. Washington W 27-12
 Nov. 4 @ New York Giants W 24-20
 Nov. 12 vs. Kansas City OT W 16-13
 Nov. 18 vs. Baltimore L 13-10
 Nov. 25 @ Cleveland L 20-14
 Dec. 2 @ Baltimore W 23-20
 Dec. 9 vs. San Diego L 34-24
 Dec. 16 @ Dallas OT L 27-24
 Dec. 23 vs. Cincinnati L 13-10
 Dec. 30 vs. Cleveland W 24-10

EAST

BUFFALO BILLS (6-10)

Sept. 9 @ New York Jets L 48-28
 Sept. 16 vs. Kansas City W 35-17
 Sept. 23 @ Cleveland W 24-14
 Sept. 30 vs. New England L 52-28
 Oct. 7 @ San Francisco L 45-3
 Oct. 14 @ Arizona OT W 19-16
 Oct. 21 vs. Tennessee L 35-34
 Nov. 4 @ Houston L 21-9
 Nov. 11 @ New England L 37-31
 Nov. 15 vs. Miami W 19-14
 Nov. 25 @ Indianapolis L 20-13
 Dec. 2 vs. Jacksonville W 34-18
 Dec. 9 vs. St. Louis L 15-12
 Dec. 16 vs. Seattle L 50-17
 Dec. 23 @ Miami L 24-10
 Dec. 30 vs. New York Jets W 28-9

MIAMI DOLPHINS (7-9)

Sept. 9 @ Houston L 30-10
 Sept. 16 vs. Oakland W 35-13
 Sept. 23 vs. NY Jets OT L 23-20
 Sept. 30 @ Arizona OT L 24-21
 Oct. 7 @ Cincinnati W 17-13
 Oct. 14 vs. St. Louis W 17-14
 Oct. 28 @ New York Jets W 30-9
 Nov. 4 @ Indianapolis L 23-20
 Nov. 11 vs. Tennessee L 37-3
 Nov. 15 @ Buffalo L 19-14
 Nov. 25 vs. Seattle W 24-21
 Dec. 2 vs. New England L 23-16
 Dec. 9 @ San Francisco L 27-13
 Dec. 16 vs. Jacksonville W 24-3
 Dec. 23 vs. Buffalo W 24-10
 Dec. 30 @ New England L 28-0

NEW ENGLAND PATRIOTS (12-4)

Sept. 9 @ Tennessee W 34-13
 Sept. 16 vs. Arizona L 20-18
 Sept. 23 @ Baltimore L 31-30
 Sept. 30 @ Buffalo W 52-28
 Oct. 7 vs. Denver W 31-21
 Oct. 14 @ Seattle L 24-23
 Oct. 21 vs. New York Jets OT W 29-26
 Oct. 28 @ St. Louis W 45-7
 Nov. 11 vs. Buffalo W 37-31
 Nov. 18 vs. Indianapolis W 59-24
 Nov. 22 @ New York Jets W 49-14
 Dec. 2 @ Miami W 23-16
 Dec. 10 vs. Houston W 42-14
 Dec. 16 vs. San Francisco L 41-34
 Dec. 23 @ Jacksonville W 23-16
 Dec. 30 vs. Miami W 28-0

NEW YORK JETS (6-10)

Sept. 9 vs. Buffalo W 48-28
 Sept. 16 @ Pittsburgh L 27-10
 Sept. 23 @ Miami OT W 23-20
 Sept. 30 vs. San Francisco L 34-0
 Oct. 8 vs. Houston L 23-17
 Oct. 14 vs. Indianapolis W 35-9
 Oct. 21 @ New England OT L 29-26
 Oct. 28 vs. Miami L 30-9
 Nov. 11 @ Seattle L 28-7
 Nov. 18 @ St. Louis W 27-13
 Nov. 22 vs. New England L 49-19
 Dec. 2 vs. Arizona W 7-6
 Dec. 9 @ Jacksonville W 17-10
 Dec. 17 @ Tennessee L 14-10
 Dec. 23 vs. San Diego L 27-17
 Dec. 30 @ Buffalo L 28-9

SOUTH

HOUSTON TEXANS (12-4)

Sept. 9 vs. Miami W 30-10
 Sept. 16 @ Jacksonville W 27-7
 Sept. 23 @ Denver W 31-25
 Sept. 30 vs. Tennessee W 38-14
 Oct. 8 @ New York Jets W 23-17
 Oct. 14 vs. Green Bay L 42-24
 Oct. 21 vs. Baltimore W 43-13
 Nov. 4 vs. Buffalo W 21-9
 Nov. 11 @ Chicago W 13-6
 Nov. 18 vs. Jacksonville OT W 43-37
 Nov. 22 @ Detroit OT W 34-31
 Dec. 2 @ Tennessee W 24-10
 Dec. 10 @ New England L 42-14
 Dec. 16 vs. Indianapolis W 29-17
 Dec. 23 vs. Minnesota L 23-6
 Dec. 30 @ Indianapolis L 28-16

INDIANAPOLIS COLTS (11-5)

Sept. 9 @ Chicago L 41-21
 Sept. 16 vs. Minnesota W 23-20
 Sept. 23 vs. Jacksonville L 22-17
 Oct. 7 vs. Green Bay W 30-27
 Oct. 14 @ New York Jets L 35-9
 Oct. 21 vs. Cleveland W 17-13
 Oct. 28 @ Tennessee OT W 19-13
 Nov. 4 vs. Miami W 23-20
 Nov. 8 @ Jacksonville W 27-10
 Nov. 18 @ New England L 59-24
 Nov. 25 vs. Buffalo W 20-13
 Dec. 2 @ Detroit W 35-33
 Dec. 9 vs. Tennessee W 27-23
 Dec. 16 @ Houston L 29-17
 Dec. 23 @ Kansas City W 20-13
 Dec. 30 vs. Houston W 28-16

JACKSONVILLE JAGUARS (2-14)

Sept. 9 @ Minnesota OT L 26-23
 Sept. 16 vs. Houston L 27-7
 Sept. 23 @ Indianapolis W 22-17
 Sept. 30 vs. Cincinnati L 27-10
 Oct. 7 vs. Chicago L 41-3
 Oct. 21 @ Oakland OT L 26-23
 Oct. 28 @ Green Bay L 24-15
 Nov. 4 vs. Detroit L 31-14
 Nov. 8 vs. Indianapolis L 27-10
 Nov. 18 @ Houston OT L 43-37
 Nov. 25 vs. Tennessee W 24-19
 Dec. 2 @ Buffalo L 34-18
 Dec. 9 vs. New York Jets L 17-10
 Dec. 16 @ Miami L 24-3
 Dec. 23 vs. New England L 23-16
 Dec. 30 @ Tennessee L 38-20

TENNESSEE TITANS (6-10)

Sept. 9 vs. New England L 34-13
 Sept. 16 @ San Diego L 38-10
 Sept. 23 vs. Detroit OT W 44-41
 Sept. 30 @ Houston L 38-14
 Oct. 7 @ Minnesota L 30-7
 Oct. 11 vs. Pittsburgh W 26-23
 Oct. 21 @ Buffalo W 35-34
 Oct. 28 vs. Indianapolis OT L 19-13
 Nov. 4 vs. Chicago L 51-20
 Nov. 11 @ Miami W 37-3
 Nov. 25 @ Jacksonville L 24-19
 Dec. 2 vs. Houston L 24-10
 Dec. 9 @ Indianapolis L 27-23
 Dec. 17 vs. New York Jets W 14-10
 Dec. 23 @ Green Bay L 55-7
 Dec. 30 vs. Jacksonville W 38-20

WEST

DENVER BRONCOS (13-3)

Sept. 9 vs. Pittsburgh W 31-19
 Sept. 17 @ Atlanta L 27-21
 Sept. 23 vs. Houston L 31-25
 Sept. 30 vs. Oakland W 37-6
 Oct. 7 @ New England L 31-21
 Oct. 15 @ San Diego W 35-24
 Oct. 28 vs. New Orleans W 34-14
 Nov. 4 @ Cincinnati W 31-23
 Nov. 11 @ Carolina W 36-14
 Nov. 18 vs. San Diego W 30-23
 Nov. 25 @ Kansas City W 17-9
 Dec. 2 vs. Tampa Bay W 31-23
 Dec. 6 @ Oakland W 26-13
 Dec. 16 @ Baltimore W 34-17
 Dec. 23 vs. Cleveland W 34-12
 Dec. 30 vs. Kansas City W 38-3

KANSAS CITY CHIEFS (2-14)

Sept. 9 vs. Atlanta L 40-24
 Sept. 16 @ Buffalo L 35-17
 Sept. 23 @ New Orleans OT W 27-24
 Sept. 30 vs. San Diego L 37-20
 Oct. 7 vs. Baltimore L 9-6
 Oct. 14 @ Tampa Bay L 38-10
 Oct. 28 vs. Oakland L 26-16
 Nov. 1 @ San Diego L 31-13
 Nov. 12 @ Pittsburgh OT L 16-13
 Nov. 18 vs. Cincinnati L 28-6
 Nov. 25 vs. Denver L 17-9
 Dec. 2 vs. Carolina W 27-21
 Dec. 9 @ Cleveland L 30-7
 Dec. 16 @ Oakland L 15-0
 Dec. 23 vs. Indianapolis L 20-13
 Dec. 30 @ Denver L 38-3

OAKLAND RAIDERS (4-12)

Sept. 10 vs. San Diego L 22-14
 Sept. 16 @ Miami L 35-13
 Sept. 23 vs. Pittsburgh W 34-31
 Sept. 30 @ Denver L 37-6
 Oct. 14 @ Atlanta L 23-20
 Oct. 21 vs. Jacksonville OT W 26-23
 Oct. 28 @ Kansas City W 26-16
 Nov. 4 vs. Tampa Bay L 42-32
 Nov. 11 @ Baltimore L 55-20
 Nov. 18 vs. New Orleans L 38-17
 Nov. 25 @ Cincinnati L 34-10
 Dec. 2 vs. Cleveland L 20-17
 Dec. 6 vs. Denver L 26-13
 Dec. 16 vs. Kansas City W 15-0
 Dec. 23 @ Carolina L 17-6
 Dec. 30 @ San Diego L 24-21

SAN DIEGO CHARGERS (7-9)

Sept. 10 @ Oakland W 22-14
 Sept. 16 vs. Tennessee W 38-10
 Sept. 23 vs. Atlanta L 27-3
 Sept. 30 @ Kansas City W 37-20
 Oct. 7 @ New Orleans L 31-24
 Oct. 15 vs. Denver L 35-24
 Oct. 28 @ Cleveland L 7-6
 Nov. 1 vs. Kansas City W 31-13
 Nov. 11 @ Tampa Bay L 34-24
 Nov. 18 @ Denver L 30-23
 Nov. 25 vs. Baltimore OT L 16-13
 Dec. 2 vs. Cincinnati L 20-13
 Dec. 9 @ Pittsburgh W 34-24
 Dec. 16 vs. Carolina L 31-7
 Dec. 23 @ New York Jets W 27-17
 Dec. 30 vs. Oakland W 24-21



NFC SCHEDULES

NORTH

CHICAGO BEARS (10-6)

Sept. 9	vs. Indianapolis	W 41-21
Sept. 13	@ Green Bay	L 23-10
Sept. 23	vs. St. Louis	W 23-6
Oct. 1	@ Dallas	W 34-18
Oct. 7	@ Jacksonville	W 41-3
Oct. 22	vs. Detroit	W 13-7
Oct. 28	vs. Carolina	W 23-22
Nov. 4	@ Tennessee	W 51-20
Nov. 11	vs. Houston	L 16-6
Nov. 19	@ San Francisco	L 32-7
Nov. 25	vs. Minnesota	W 28-10
Dec. 2	vs. Seattle OT	L 23-17
Dec. 9	@ Minnesota	L 21-14
Dec. 16	vs. Green Bay	L 21-13
Dec. 23	@ Arizona	W 28-13
Dec. 30	@ Detroit	W 26-24

DETROIT LIONS (4-12)

Sept. 9	vs. St. Louis	W 27-23
Sept. 16	@ San Francisco	L 27-19
Sept. 23	@ Tennessee OT	L 44-41
Sept. 30	vs. Minnesota	L 20-13
Oct. 14	@ Philadelphia OT	W 26-23
Oct. 22	@ Chicago	L 13-7
Oct. 28	vs. Seattle	W 28-24
Nov. 4	@ Jacksonville	W 31-14
Nov. 11	@ Minnesota	L 34-24
Nov. 18	vs. Green Bay	L 24-20
Nov. 22	vs. Houston OT	L 34-31
Dec. 2	vs. Indianapolis	L 35-33
Dec. 9	@ Green Bay	L 27-20
Dec. 16	@ Arizona	L 38-10
Dec. 22	vs. Atlanta	L 31-18
Dec. 30	vs. Chicago	L 26-24

GREEN BAY PACKERS (11-5)

Sept. 9	vs. San Francisco	L 30-22
Sept. 13	vs. Chicago	W 23-10
Sept. 24	@ Seattle	L 14-12
Sept. 30	vs. New Orleans	W 28-27
Oct. 7	@ Indianapolis	L 30-27
Oct. 14	@ Houston	W 42-24
Oct. 21	@ St. Louis	W 30-20
Oct. 28	vs. Jacksonville	W 24-15
Nov. 4	vs. Arizona	W 31-17
Nov. 18	@ Detroit	W 24-20
Nov. 25	@ New York Giants	L 38-10
Dec. 2	vs. Minnesota	W 23-14
Dec. 9	vs. Detroit	W 27-20
Dec. 16	@ Chicago	W 21-13
Dec. 23	vs. Tennessee	W 55-7
Dec. 30	@ Minnesota	L 37-34

MINNESOTA VIKINGS (10-6)

Sept. 9	vs. Jacksonville OT	W 26-23
Sept. 16	@ Indianapolis	L 23-20
Sept. 23	vs. San Francisco	W 24-13
Sept. 30	@ Detroit	W 20-13
Oct. 7	vs. Tennessee	W 30-7
Oct. 14	@ Washington	L 38-26
Oct. 21	vs. Arizona	W 21-14
Oct. 25	vs. Tampa Bay	L 36-17
Nov. 4	@ Seattle	L 30-20
Nov. 11	vs. Detroit	W 34-24
Nov. 25	@ Chicago	L 28-10
Dec. 2	@ Green Bay	L 23-14
Dec. 9	vs. Chicago	W 21-14
Dec. 16	@ St. Louis	W 36-22
Dec. 23	@ Houston	W 23-6
Dec. 30	vs. Green Bay	W 37-34

EAST

DALLAS COWBOYS (8-8)

Sept. 5	@ New York Giants	W 24-17
Sept. 16	@ Seattle	L 27-7
Sept. 23	vs. Tampa Bay	W 16-10
Oct. 1	vs. Chicago	L 34-18
Oct. 14	@ Baltimore	L 31-29
Oct. 21	@ Carolina	W 19-14
Oct. 28	vs. New York Giants	L 29-24
Nov. 4	@ Atlanta	L 19-13
Nov. 11	@ Philadelphia	W 38-23
Nov. 18	vs. Cleveland OT	W 23-20
Nov. 22	vs. Washington	L 38-31
Dec. 2	vs. Philadelphia	W 38-33
Dec. 9	@ Cincinnati	W 20-19
Dec. 16	vs. Pittsburgh OT	W 27-24
Dec. 23	vs. New Orleans OT	L 34-31
Dec. 30	@ Washington	L 28-18

NEW YORK GIANTS (9-7)

Sept. 5	vs. Dallas	L 24-17
Sept. 16	vs. Tampa Bay	W 41-34
Sept. 20	@ Carolina	W 36-7
Sept. 30	@ Philadelphia	L 19-17
Oct. 7	vs. Cleveland	W 41-27
Oct. 14	@ San Francisco	W 26-3
Oct. 21	vs. Washington	W 27-23
Oct. 28	@ Dallas	W 29-24
Nov. 4	vs. Pittsburgh	L 24-20
Nov. 11	@ Cincinnati	L 31-13
Nov. 25	vs. Green Bay	W 38-10
Dec. 3	@ Washington	L 17-16
Dec. 9	vs. New Orleans	W 52-27
Dec. 16	@ Atlanta	L 34-0
Dec. 23	@ Baltimore	L 33-14
Dec. 30	vs. Philadelphia	W 42-7

PHILADELPHIA EAGLES (4-12)

Sept. 9	@ Cleveland	W 17-16
Sept. 16	vs. Baltimore	W 24-23
Sept. 23	@ Arizona	L 27-6
Sept. 30	vs. NY Giants	W 19-17
Oct. 7	@ Pittsburgh	L 16-14
Oct. 14	vs. Detroit OT	L 26-23
Oct. 28	vs. Atlanta	L 30-17
Nov. 5	@ New Orleans	L 28-13
Nov. 11	vs. Dallas	L 38-23
Nov. 18	@ Washington	L 31-6
Nov. 26	vs. Carolina	L 30-22
Dec. 2	@ Dallas	L 38-33
Dec. 9	@ Tampa Bay	W 23-21
Dec. 13	vs. Cincinnati	L 34-13
Dec. 23	vs. Washington	L 27-20
Dec. 30	@ New York Giants	L 42-7

WASHINGTON REDSKINS (10-6)

Sept. 9	@ New Orleans	W 40-32
Sept. 16	@ St. Louis	L 31-28
Sept. 23	vs. Cincinnati	L 38-31
Sept. 30	@ Tampa Bay	W 24-22
Oct. 7	vs. Atlanta	L 24-17
Oct. 14	vs. Minnesota	W 38-26
Oct. 21	@ New York Giants	L 27-23
Oct. 28	@ Pittsburgh	L 27-12
Nov. 4	vs. Carolina	L 21-13
Nov. 18	vs. Philadelphia	W 31-6
Nov. 22	@ Dallas	W 38-31
Dec. 3	vs. New York Giants	W 17-16
Dec. 9	vs. Baltimore OT	W 31-28
Dec. 16	@ Cleveland	W 38-21
Dec. 23	@ Philadelphia	W 27-20
Dec. 30	vs. Dallas	W 28-18

SOUTH

ATLANTA FALCONS (13-3)

Sept. 9	@ Kansas City	W 40-24
Sept. 17	vs. Denver	W 27-21
Sept. 23	@ San Diego	W 27-3
Sept. 30	vs. Carolina	W 30-28
Oct. 7	@ Washington	W 24-17
Oct. 14	vs. Oakland	W 23-20
Oct. 28	@ Philadelphia	W 30-17
Nov. 4	vs. Dallas	W 19-13
Nov. 11	@ New Orleans	L 31-27
Nov. 18	vs. Arizona	W 23-19
Nov. 25	@ Tampa Bay	W 24-23
Nov. 29	vs. New Orleans	W 23-13
Dec. 9	@ Carolina	L 30-20
Dec. 16	vs. New York Giants	W 34-0
Dec. 22	@ Detroit	W 31-18
Dec. 30	vs. Tampa Bay	L 22-17

CAROLINA PANTHERS (7-9)

Sept. 9	@ Tampa Bay	L 16-10
Sept. 16	vs. New Orleans	W 35-27
Sept. 20	vs. New York Giants	L 36-7
Sept. 30	@ Atlanta	L 30-28
Oct. 7	vs. Seattle	L 16-12
Oct. 21	vs. Dallas	L 19-14
Oct. 28	@ Chicago	L 23-22
Nov. 4	@ Washington	W 21-13
Nov. 11	vs. Denver	L 36-14
Nov. 18	vs. Tampa Bay OT	L 27-21
Nov. 26	@ Philadelphia	W 30-22
Dec. 2	@ Kansas City	L 27-21
Dec. 9	vs. Atlanta	W 30-20
Dec. 16	@ San Diego	W 31-7
Dec. 23	vs. Oakland	W 17-6
Dec. 30	@ New Orleans	W 44-38

NEW ORLEANS SAINTS (7-9)

Sept. 9	vs. Washington	L 40-32
Sept. 16	@ Carolina	L 35-27
Sept. 23	vs. Kansas City OT	L 27-24
Sept. 30	@ Green Bay	L 28-27
Oct. 7	vs. San Diego	W 31-24
Oct. 21	@ Tampa Bay	W 35-28
Oct. 28	@ Denver	L 34-14
Nov. 5	vs. Philadelphia	W 28-13
Nov. 11	vs. Atlanta	W 31-27
Nov. 18	@ Oakland	W 38-17
Nov. 25	vs. San Francisco	L 31-21
Nov. 29	@ Atlanta	L 23-13
Dec. 9	@ New York Giants	L 52-27
Dec. 16	vs. Tampa Bay	W 41-0
Dec. 23	@ Dallas OT	W 34-31
Dec. 30	vs. Carolina	L 44-38

TAMPA BAY BUCCANEERS (7-9)

Sept. 9	vs. Carolina	W 16-10
Sept. 16	@ New York Giants	L 41-34
Sept. 23	@ Dallas	L 16-10
Sept. 30	vs. Washington	L 24-22
Oct. 14	vs. Kansas City	W 38-10
Oct. 21	vs. New Orleans	L 35-28
Oct. 25	@ Minnesota	W 36-17
Nov. 4	@ Oakland	W 42-3
Nov. 11	vs. San Diego	W 34-24
Nov. 18	@ Carolina	W 27-21
Nov. 25	vs. Atlanta	L 24-23
Dec. 2	@ Denver	L 31-23
Dec. 9	vs. Philadelphia	L 23-21
Dec. 16	@ New Orleans	L 41-0
Dec. 23	vs. St. Louis	L 28-13
Dec. 30	@ Atlanta	W 22-17

WEST

ARIZONA CARDINALS (5-11)

Sept. 9	vs. Seattle	W 20-16
Sept. 16	@ New England	W 20-18
Sept. 23	vs. Philadelphia	W 27-6
Sept. 30	vs. Miami OT	W 24-21
Oct. 4	@ St. Louis Rams	L 17-3
Oct. 14	vs. Buffalo OT	L 19-16
Oct. 21	@ Minnesota	L 21-14
Oct. 29	vs. San Francisco	L 24-3
Nov. 4	@ Green Bay	L 31-17
Nov. 18	@ Atlanta	L 23-19
Nov. 25	vs. St. Louis	L 31-17
Dec. 2	vs. New York Jets	L 7-6
Dec. 9	@ Seattle	L 58-0
Dec. 16	vs. Detroit	W 38-10
Dec. 23	vs. Chicago	L 28-13
Dec. 30	@ San Francisco	L 27-13

SAN FRANCISCO 49ERS (11-4-1)

Sept. 9	@ Green Bay	W 30-22
Sept. 16	vs. Detroit	W 27-19
Sept. 23	@ Minnesota	L 24-13
Sept. 30	@ New York Jets	W 34-0
Oct. 7	vs. Buffalo	W 45-3
Oct. 14	vs. New York Giants	L 26-3
Oct. 18	vs. Seattle	W 13-6
Oct. 29	@ Arizona	W 24-3
Nov. 11	vs. St. Louis OT	T 24-24
Nov. 19	vs. Chicago	W 32-7
Nov. 25	@ New Orleans	W 31-21
Dec. 2	@ St. Louis OT	L 16-13
Dec. 9	vs. Miami	W 27-13
Dec. 16	@ New England	W 41-34
Dec. 23	@ Seattle	L 42-13
Dec. 30	vs. Arizona	W 27-13

SEATTLE SEAHAWKS (11-5)

Sept. 9	@ Arizona	L 20-16
Sept. 16	vs. Dallas	W 27-7
Sept. 24	vs. Green Bay	W 14-12
Sept. 30	@ St. Louis	L 19-13
Oct. 7	@ Carolina	W 16-12
Oct. 14	vs. New England	W 24-23
Oct. 18	@ San Francisco	L 13-6
Oct. 28	@ Detroit	L 28-24
Nov. 4	vs. Minnesota	W 30-20
Nov. 11	vs. New York Jets	W 28-7
Nov. 25	@ Miami	L 24-21
Dec. 2	@ Chicago	W 23-17
Dec. 9	vs. Arizona	W 58-0
Dec. 16	@ Buffalo	W 50-17
Dec. 23	vs. San 49ers	W 42-13
Dec. 30	vs. St. Louis	W 20-13

ST. LOUIS RAMS (7-8-1)

Sept. 9	@ Detroit	L 27-23
Sept. 16	vs. Washington	W 31-28
Sept. 23	@ Chicago	L 23-6
Sept. 30	vs. Seattle	W 19-13
Oct. 4	vs. Arizona	W 17-3
Oct. 14	@ Miami	L 17-14
Oct. 21	vs. Green Bay	L 30-20
Oct. 28	vs. New England	L 45-7
Nov. 11	@ San Francisco OT	T 24-24
Nov. 18	vs. New York Jets	L 27-13
Nov. 25	@ Arizona	W 31-17
Dec. 2	vs. San Francisco OT	W 16-13
Dec. 9	@ Buffalo	W 15-12
Dec. 16	vs. Minnesota	L 36-22
Dec. 23	@ Tampa Bay	W 28-13
Dec. 30	@ Seattle	L 20-13



WEEK 17 / THROUGH SUNDAY, DECEMBER 30, 2012

OFFENSE	Cin.	Hou.	Ind.	Balt.	Minn.	G.B.	Sea.	Wash.
GAMES (Won-Lost)	10-6	12-4	11-5	10-6	10-6	11-5	11-5	10-6
FIRST DOWNS	292	341	360	314	306	341	311	341
Rushing	95	114	110	98	113	85	129	144
Passing	173	205	208	182	163	213	153	171
Penalty	24	22	42	34	30	43	29	26
YDS GAINED (tot)	5323	5953	5799	5640	5385	5751	5610	6131
Avg per Game	332.7	372.1	362.4	352.5	336.6	359.4	350.6	383.2
RUSHING (net)	1745	2123	1671	1901	2634	1702	2579	2709
Avg per Game	109.1	132.7	104.4	118.8	164.6	106.4	161.2	169.3
Rushes	430	508	440	444	486	433	536	519
Yards per Rush	4.1	4.2	3.8	4.3	5.4	3.9	4.8	5.2
PASSING (net)	3578	3830	4128	3739	2751	4049	3031	3422
Avg per Game	223.6	239.4	258.0	233.7	171.9	253.1	189.4	213.9
Passes Att.	540	554	628	560	483	558	405	442
Completed	335	354	339	334	300	374	259	291
Pct Completed	62.0	63.9	54.0	59.6	62.1	67.0	64.0	65.8
Yards Gained	3807	4046	4374	3996	2935	4342	3234	3666
Sacked	46	28	41	38	32	51	33	33
Yards Lost	229	216	246	257	184	293	203	244
Had intercepted	16	13	18	11	12	8	10	8
Yards Opp Ret	187	136	406	231	72	47	115	142
Opp TDs on Int	4	0	3	3	1	0	1	0
PUNTS	76	88	74	83	72	71	65	70
Avg Yards	46.6	47.2	47.3	47.1	45.0	42.9	45.6	42.6
PUNT RETURNS	47	38	28	43	32	36	42	36
Avg Return	10.4	10.9	11.1	9.4	9.0	11.0	8.5	9.3
Returned for TD	1	0	1	1	1	1	0	0
KICKOFF RETURNS	41	44	43	60	44	43	29	38
Avg Return	22.6	21.7	22.3	27.3	26.6	25.0	27.1	23.5
Returned for TD	0	0	1	2	1	0	1	0
PENALTIES	99	108	94	121	90	103	110	116
Yards Penalized	857	873	801	1127	830	923	890	985
FUMBLES BY	19	12	21	14	21	16	16	26
Fumbles Lost	10	4	9	5	11	8	8	6
Opp Fumbles	26	23	11	23	23	18	27	17
Opp Fum Lost	16	14	3	12	12	5	13	10
POSS. TIME (avg)	30:26	32:53	30:36	28:09	28:36	30:26	31:36	31:05
TOUCHDOWNS	43	46	40	44	39	53	49	52
Rushing	11	19	11	17	16	9	16	22
Passing	28	22	23	22	18	40	27	24
Returns	4	5	6	5	5	4	6	6
EXTRA-PT KICKS	43/43	45/45	37/37	42/42	36/36	50/50	46/48	50/51
2-PT CONVERSIONS	0/0	0/0	1/2	1/2	2/3	1/3	0/0	1/1
FIELD GOALS/FGA	30/35	31/38	26/33	30/33	35/38	21/33	24/27	24/30
POINTS SCORED	391	416	357	398	379	433	412	436



DEFENSE	Cin.	Hou.	Ind.	Balt.	Minn.	G.B.	Sea.	Wash.
POINTS ALLOWED	320	331	387	344	348	336	245	388
OPP FIRST DOWNS	307	292	325	326	345	308	295	340
Rushing	99	94	102	105	82	83	80	89
Passing	183	167	190	187	229	191	186	223
Penalty	25	31	33	34	34	34	29	28
OPP YARDS GAINED	5115	5172	5988	5615	5600	5388	4899	6043
Avg per Game	319.7	323.3	374.3	350.9	350.0	336.8	306.2	377.7
OPP RUSHING(net)	1715	1560	2200	1965	1692	1896	1649	1532
Avg per Game	107.2	97.5	137.5	122.8	105.8	118.5	103.1	95.8
Rushes	423	390	428	492	427	418	368	363
Yards per Rush	4.1	4.0	5.1	4.0	4.0	4.5	4.5	4.2
OPP PASSING(net)	3400	3612	3788	3650	3908	3492	3250	4511
Avg per Game	212.5	225.8	236.8	228.1	244.3	218.3	203.1	281.9
Passes Att.	560	581	535	557	612	568	564	636
Completed	346	308	334	335	391	313	327	393
Pct Completed	61.8	53.0	62.4	60.1	63.9	55.1	58.0	61.8
Sacked	51	44	32	37	44	47	36	32
Yards Lost	361	269	189	250	284	309	247	209
INTERCEPTED BY	14	15	12	13	10	18	18	21
Yards Returned	164	333	155	196	224	246	255	257
Returned for TD	2	3	4	2	3	1	2	3
OPP PUNT RETURNS	27	48	32	49	41	24	29	39
Avg return	7.8	10.1	11.7	7.8	8.3	7.5	8.7	8.2
OPP KICKOFF RET	60	62	34	37	33	51	50	55
Avg return	24.5	25.7	24.7	23.2	24.1	23.4	22.9	23.0
OPP TOUCHDOWNS	34	38	42	33	39	37	25	43
Rushing	13	5	14	15	10	12	8	11
Passing	16	29	23	15	28	24	15	31
Returns	5	4	5	3	1	1	2	1



OFFENSE	Den v.	N.E.	Atl.	S.F.	Buff.	Clev.	Den v.	Jax
GAMES (Won-Lost)	13-3	12-4	13-3	11-4-1	6-10	5-11	13-3	2-14
FIRST DOWNS	380	444	343	322	301	279	380	269
Rushing	112	151	70	128	103	71	112	76
Passing	232	256	247	172	176	185	232	157
Penalty	36	37	26	22	22	23	36	36
YDS GAINED (tot)	6366	6846	5906	5789	5486	5028	6366	4788
Avg per Game	397.9	427.9	369.1	361.8	342.9	314.3	397.9	299.3
RUSHING (net)	1832	2184	1397	2491	2217	1593	1832	1369
Avg per Game	114.5	136.5	87.3	155.7	138.6	99.6	114.5	85.6
Rushes	481	523	378	492	442	396	481	358
Yards per Rush	3.8	4.2	3.7	5.1	5.0	4.0	3.8	3.8
PASSING (net)	4534	4662	4509	3298	3269	3435	4534	3419
Avg per Game	283.4	291.4	281.8	206.1	204.3	214.7	283.4	213.7
Passes Att.	588	641	615	436	511	566	588	586
Completed	402	402	422	289	309	328	402	328
Pct Completed	68.4	62.7	68.6	66.3	60.5	58.0	68.4	56.0
Yards Gained	4671	4844	4719	3551	3430	3668	4671	3746
Sacked	21	27	28	41	30	36	21	50
Yards Lost	137	182	210	253	161	233	137	327
Had intercepted	11	9	14	8	17	18	11	17
Yards Opp Ret	218	112	158	70	256	296	218	400
Opp TDs on Int	2	0	1	0	2	2	2	5
PUNTS	67	61	62	67	80	90	67	92
Avg Yards	46.3	42.4	45.9	48.1	44.3	41.8	46.3	47.3
PUNT RETURNS	48	42	26	36	26	41	48	34
Avg Return	9.3	12.0	7.9	10.5	17.1	14.8	9.3	7.3
Returned for TD	1	1	0	0	2	1	1	0
KICKOFF RETURNS	28	38	27	49	42	50	28	53
Avg Return	23.1	21.2	23.7	24.8	27.0	25.4	23.1	21.0
Returned for TD	1	1	0	0	1	0	1	0
PENALTIES	100	97	55	109	104	113	100	101
Yards Penalized	805	840	415	960	871	1005	805	955
FUMBLES BY	22	14	9	26	23	22	22	20
Fumbles Lost	14	7	4	8	17	8	14	9
Opp Fumbles	23	42	16	21	26	25	23	17
Opp Fum Lost	8	21	11	11	9	12	8	11
POSS. TIME (avg)	31:16	30:41	30:52	30:49	30:04	27:59	31:16	27:29
TOUCHDOWNS	57	67	46	44	40	31	57	26
Rushing	12	25	12	17	12	12	12	5
Passing	37	34	32	23	24	16	37	20
Returns	8	8	2	4	4	3	8	1
EXTRA-PT KICKS	55/55	66/66	44/44	44/44	39/39	29/29	55/55	18/19
2-PT CONVERSIONS	1/2	0/1	0/2	0/0	0/1	0/2	1/2	3/7
FIELD GOALS/FGA	26/32	29/35	33/38	29/42	21/24	29/31	26/32	25/28
POINTS SCORED	481	557	419	397	344	302	481	255



DEFENSE	Denv.	N.E.	Atl.	S.F.	Buff.	Clev.	Denv.	Jax
POINTS ALLOWED	289	331	299	273	435	368	289	444
OPP FIRST DOWNS	287	340	298	284	349	345	287	364
Rushing	73	100	99	72	136	104	73	133
Passing	183	207	189	178	182	203	183	194
Penalty	31	33	10	34	31	38	31	37
OPP YARDS GAINED	4652	5972	5849	4710	5806	5821	4652	6088
Avg per Game	290.8	373.3	365.6	294.4	362.9	363.8	290.8	380.5
OPP RUSHING(net)	1458	1630	1971	1507	2333	1898	1458	2256
Avg per Game	91.1	101.9	123.2	94.2	145.8	118.6	91.1	141.0
Rushes	404	415	411	407	470	457	404	545
Yards per Rush	3.6	3.9	4.8	3.7	5.0	4.2	3.6	4.1
OPP PASSING(net)	3194	4342	3878	3203	3473	3923	3194	3832
Avg per Game	199.6	271.4	242.4	200.2	217.1	245.2	199.6	239.5
Passes Att.	559	594	551	567	536	600	559	535
Completed	321	369	337	337	306	378	321	341
Pct Completed	57.4	62.1	61.2	59.4	57.1	63.0	57.4	63.7
Sacked	52	37	29	38	36	38	52	20
Yards Lost	364	213	182	270	196	233	364	128
INTERCEPTED BY	16	20	20	14	12	17	16	12
Yards Returned	347	371	246	216	178	230	347	122
Returned for TD	5	2	1	2	1	2	5	0
OPP PUNT RETURNS	33	23	26	36	35	34	33	40
Avg return	6.0	6.7	9.3	6.9	14.8	10.1	6.0	12.4
OPP KICKOFF RET	34	60	48	48	51	43	34	39
Avg return	22.1	20.5	22.2	26.9	22.4	19.8	22.1	25.9
OPP TOUCHDOWNS	32	38	31	29	53	44	32	48
Rushing	5	10	16	7	23	14	5	19
Passing	25	27	14	19	25	27	25	21
Returns	2	1	1	3	5	3	2	8



OFFENSE	K.C.	Miami	N.E.	NY-J	Oak.	Pitt.	S.D.	Tenn.
GAMES (Won-Lost)	2-14	7-9	12-4	6-10	4-12	8-8	7-9	6-10
FIRST DOWNS	286	288	444	299	300	307	293	260
Rushing	118	93	151	102	72	80	81	70
Passing	144	158	256	162	200	202	184	166
Penalty	24	37	37	35	28	25	28	24
YDS GAINED (tot)	5108	4984	6846	4787	5504	5324	4756	5010
Avg per Game	319.3	311.5	427.9	299.2	344.0	332.8	297.3	313.1
RUSHING (net)	2395	1802	2184	1896	1420	1537	1461	1687
Avg per Game	149.7	112.6	136.5	118.5	88.8	96.1	91.3	105.4
Rushes	500	440	523	494	376	412	411	378
Yards per Rush	4.8	4.1	4.2	3.8	3.8	3.7	3.6	4.5
PASSING (net)	2713	3182	4662	2891	4084	3787	3295	3323
Avg per Game	169.6	198.9	291.4	180.7	255.3	236.7	205.9	207.7
Passes Att.	475	504	641	493	629	574	528	540
Completed	273	293	402	272	376	354	338	318
Pct Completed	57.5	58.1	62.7	55.2	59.8	61.7	64.0	58.9
Yards Gained	2937	3425	4844	3178	4292	4012	3606	3577
Sacked	40	37	27	47	27	37	49	39
Yards Lost	224	243	182	287	208	225	311	254
Had intercepted	20	13	9	19	16	14	15	16
Yards Opp Ret	368	198	112	264	296	168	220	260
Opp TDs on Int	4	2	0	1	2	2	2	4
PUNTS	83	76	61	86	82	79	84	83
Avg Yards	46.8	49.7	42.4	44.7	46.7	43.0	46.6	46.4
PUNT RETURNS	43	31	42	23	34	41	33	31
Avg Return	8.7	11.2	12.0	10.3	5.1	7.3	9.7	15.3
Returned for TD	0	1	1	1	0	0	1	3
KICKOFF RETURNS	49	40	38	50	42	43	40	63
Avg Return	21.6	27.1	21.2	26.2	22.3	25.3	23.9	23.6
Returned for TD	0	1	1	1	0	0	1	1
PENALTIES	92	82	97	83	108	92	103	106
Yards Penalized	733	724	840	708	939	938	796	847
FUMBLES BY	26	25	14	32	22	33	24	21
Fumbles Lost	17	13	7	18	10	16	11	12
Opp Fumbles	19	23	42	16	14	19	29	15
Opp Fum Lost	6	6	21	12	8	10	14	5
POSS. TIME (avg)	30:02	28:32	30:41	29:55	29:27	32:07	31:10	27:18
TOUCHDOWNS	18	31	67	31	28	36	39	36
Rushing	9	15	25	12	4	8	4	10
Passing	8	13	34	14	24	27	26	17
Returns	1	3	8	5	0	1	9	9
EXTRA-PT KICKS	17/17	29/29	66/66	30/30	25/25	34/34	39/39	35/35
2-PT CONVERSIONS	0/1	2/2	0/1	0/1	2/3	1/2	0/0	1/1
FIELD GOALS/FGA	28/34	23/30	29/35	21/27	31/34	28/31	25/27	25/31
POINTS SCORED	211	288	557	281	290	336	350	330



DEFENSE	K.C.	Miami	N.E.	NY-J	Oak.	Pitt.	S.D.	Tenn.
POINTS ALLOWED	425	317	331	375	443	314	350	471
OPP FIRST DOWNS	301	320	340	293	304	273	316	358
Rushing	106	79	100	96	95	78	85	122
Passing	176	215	207	161	180	169	201	210
Penalty	19	26	33	36	29	26	30	26
OPP YARDS GAINED	5704	5708	5972	5174	5672	4413	5223	5999
Avg per Game	356.5	356.8	373.3	323.4	354.5	275.8	326.4	374.9
OPP RUSHING(net)	2171	1734	1630	2138	1897	1450	1542	2035
Avg per Game	135.7	108.4	101.9	133.6	118.6	90.6	96.4	127.2
Rushes	482	431	415	495	444	391	406	483
Yards per Rush	4.5	4.0	3.9	4.3	4.3	3.7	3.8	4.2
OPP PASSING(net)	3533	3974	4342	3036	3775	2963	3681	3964
Avg per Game	220.8	248.4	271.4	189.8	235.9	185.2	230.1	247.8
Passes Att.	464	600	594	494	526	523	568	564
Completed	279	353	369	266	347	299	347	374
Pct Completed	60.1	58.8	62.1	53.8	66.0	57.2	61.1	66.3
Sacked	27	42	37	30	25	37	38	39
Yards Lost	161	242	213	170	185	196	244	241
INTERCEPTED BY	7	10	20	11	11	10	14	19
Yards Returned	119	99	371	117	91	127	336	358
Returned for TD	0	0	2	2	0	1	5	4
OPP PUNT RETURNS	27	43	23	31	45	30	40	39
Avg return	13.4	11.3	6.7	12.1	10.0	10.2	9.1	10.4
OPP KICKOFF RET	27	35	60	54	30	46	45	33
Avg return	25.6	24.8	20.5	21.9	28.9	24.0	22.6	26.1
OPP TOUCHDOWNS	47	32	38	44	50	33	42	55
Rushing	11	10	10	17	18	9	10	16
Passing	29	18	27	20	28	19	28	31
Returns	7	4	1	7	4	5	4	8



OFFENSE	Ariz.	Atl.	Car.	Chi.	Dal.	Det.	N.O.	NY-G
GAMES (Won-Lost)	5-11	13-3	7-9	10-6	8-8	4-12	7-9	9-7
FIRST DOWNS	246	343	328	292	338	382	352	327
Rushing	58	70	123	99	76	84	64	103
Passing	168	247	171	163	237	272	267	187
Penalty	20	26	34	30	25	26	21	37
YDS GAINED (tot)	4209	5906	5771	4969	5994	6540	6574	5687
Avg per Game	263.1	369.1	360.7	310.6	374.6	408.8	410.9	355.4
RUSHING (net)	1204	1397	2088	1970	1265	1613	1577	1862
Avg per Game	75.3	87.3	130.5	123.1	79.1	100.8	98.6	116.4
Rushes	352	378	462	470	355	391	370	409
Yards per Rush	3.4	3.7	4.5	4.2	3.6	4.1	4.3	4.6
PASSING (net)	3005	4509	3683	2999	4729	4927	4997	3825
Avg per Game	187.8	281.8	230.2	187.4	295.6	307.9	312.3	239.1
Passes Att.	608	615	490	485	658	740	671	539
Completed	337	422	284	287	434	445	423	323
Pct Completed	55.4	68.6	58.0	59.2	66.0	60.1	63.0	59.9
Yards Gained	3383	4719	3927	3298	4992	5139	5187	3967
Sacked	58	28	36	44	36	29	26	20
Yards Lost	378	210	244	299	263	212	190	142
Had intercepted	21	14	12	16	19	17	19	15
Yards Opp Ret	379	158	200	241	340	475	356	288
Opp TDs on Int	5	1	3	2	3	4	3	2
PUNTS	112	62	77	81	69	76	74	58
Avg Yards	46.5	45.9	42.4	42.0	44.0	41.4	50.1	47.5
PUNT RETURNS	54	26	27	44	34	35	25	20
Avg Return	8.2	7.9	10.2	7.6	12.4	8.6	7.6	7.2
Returned for TD	0	0	0	0	1	0	0	0
KICKOFF RETURNS	40	27	39	47	36	34	51	63
Avg Return	23.3	23.7	22.2	19.8	20.6	20.0	24.8	26.2
Returned for TD	0	0	0	0	0	0	0	1
PENALTIES	102	55	98	102	117	103	104	72
Yards Penalized	857	415	835	811	853	944	911	578
FUMBLES BY	25	9	22	20	20	24	13	13
Fumbles Lost	13	4	10	8	10	16	5	6
Opp Fumbles	17	16	18	35	18	19	19	25
Opp Fum Lost	11	11	12	20	9	6	11	14
POSS. TIME (avg)	29:01	30:52	29:43	31:33	30:33	31:16	28:36	29:10
TOUCHDOWNS	25	46	44	42	41	39	58	47
Rushing	10	12	21	11	8	17	10	18
Passing	11	32	19	21	29	22	43	26
Returns	4	2	4	10	4	0	5	3
EXTRA-PT KICKS	25/25	44/44	43/44	40/40	37/37	38/38	57/57	46/46
2-PT CONVERSIONS	0/0	0/2	0/0	1/2	3/4	1/1	1/1	1/1
FIELD GOALS/FGA	25/28	33/38	16/21	27/33	29/31	32/36	18/22	33/39
POINTS SCORED	250	419	357	375	376	372	461	429



DEFENSE	Ariz.	Atl.	Car.	Chi.	Dal.	Det.	N.O.	NY-G
POINTS ALLOWED	357	299	363	277	400	437	454	344
OPP FIRST DOWNS	288	298	326	286	317	305	380	317
Rushing	107	99	98	75	92	107	116	104
Passing	160	189	196	186	195	167	236	196
Penalty	21	10	32	25	30	31	28	17
OPP YARDS GAINED	5405	5849	5329	5050	5687	5458	7042	6134
Avg per Game	337.8	365.6	333.1	315.6	355.4	341.1	440.1	383.4
OPP RUSHING(net)	2192	1971	1761	1627	2003	1889	2361	2066
Avg per Game	137.0	123.2	110.1	101.7	125.2	118.1	147.6	129.1
Rushes	506	411	416	388	441	420	457	449
Yards per Rush	4.3	4.8	4.2	4.2	4.5	4.5	5.2	4.6
OPP PASSING(net)	3213	3878	3568	3423	3684	3569	4681	4068
Avg per Game	200.8	242.4	223.0	213.9	230.3	223.1	292.6	254.3
Passes Att.	497	551	555	592	511	544	602	534
Completed	270	337	371	350	320	346	370	341
Pct Completed	54.3	61.2	66.8	59.1	62.6	63.6	61.5	63.9
Sacked	38	29	39	41	34	34	30	33
Yards Lost	228	182	284	289	211	237	194	231
INTERCEPTED BY	22	20	11	24	7	11	15	21
Yards Returned	306	246	181	488	147	135	369	496
Returned for TD	2	1	3	8	1	0	4	1
OPP PUNT RETURNS	48	26	37	25	29	33	31	38
Avg return	8.6	9.3	8.6	3.4	9.6	9.9	12.6	9.3
OPP KICKOFF RET	32	48	39	37	50	52	42	70
Avg return	26.4	22.2	18.9	20.7	22.0	23.3	25.0	23.7
OPP TOUCHDOWNS	40	31	37	29	45	49	53	38
Rushing	12	16	11	6	17	13	18	9
Passing	20	14	22	19	22	26	31	26
Returns	8	1	4	4	6	10	4	3



OFFENSE	Phil.	St.L.	S.F.	T.B.	NFL/Avg
GAMES (Won-Lost)	4-12	7-8-1	11-4-1	7-9	---
FIRST DOWNS	332	287	322	301	317.6
Rushing	111	79	128	89	96.9
Passing	190	189	172	188	191.9
Penalty	31	19	22	24	28.8
YDS GAINED (tot)	5665	5264	5789	5820	5555.2
Avg per Game	354.1	329.0	361.8	363.8	347.2
RUSHING (net)	1874	1714	2491	1837	1854.7
Avg per Game	117.1	107.1	155.7	114.8	115.9
Rushes	413	410	492	416	435.2
Yards per Rush	4.5	4.2	5.1	4.4	4.3
PASSING (net)	3791	3550	3298	3983	3700.6
Avg per Game	236.9	221.9	206.1	248.9	231.3
Passes Att.	618	557	436	566	555.9
Completed	367	332	289	311	338.5
Pct Completed	59.4	59.6	66.3	54.9	60.9
Yards Gained	4075	3783	3551	4144	3936.0
Sacked	48	35	41	26	36.5
Yards Lost	284	233	253	161	235.4
Had intercepted	15	14	8	17	14.6
Yards Opp Ret	391	182	70	269	241.9
Opp TDs on Int	3	2	0	3	2.2
PUNTS	72	82	67	77	77.2
Avg Yards	46.3	45.8	48.1	44.7	45.5
PUNT RETURNS	30	37	36	36	35.4
Avg Return	10.3	6.6	10.5	9.0	9.7
Returned for TD	1	0	0	0	0.6
KICKOFF RETURNS	60	38	49	31	43.6
Avg Return	21.0	21.0	24.8	20.3	23.6
Returned for TD	0	0	0	0	0.4
PENALTIES	98	130	109	101	100.4
Yards Penalized	813	978	960	819	850.7
FUMBLES BY	37	24	26	16	21.2
Fumbles Lost	22	8	8	6	10.3
Opp Fumbles	21	17	21	16	21.2
Opp Fum Lost	5	4	11	8	10.3
POSS. TIME (avg)	29:36	28:54	30:49	30:11	30:00
TOUCHDOWNS	29	32	44	44	40.5
Rushing	10	5	17	13	12.5
Passing	18	22	23	27	23.7
Returns	1	5	4	4	4.3
EXTRA-PT KICKS	25/26	26/26	44/44	39/39	100%
2-PT CONVERSIONS	0/3	5/6	0/0	1/4	50%
FIELD GOALS/FGA	27/31	23/31	29/42	28/33	27/32
POINTS SCORED	280	299	397	389	364.1



DEFENSE	Phil.	St.L.	S.F.	T.B.	NFL/Avg
POINTS ALLOWED	444	348	273	394	364.1
OPP FIRST DOWNS	317	327	284	329	317.6
Rushing	108	107	72	75	96.9
Passing	178	197	178	226	191.9
Penalty	31	23	34	28	28.8
OPP YARDS GAINED	5491	5482	4710	6078	5555.2
Avg per Game	343.2	342.6	294.4	379.9	347.2
OPP RUSHING(net)	2021	1880	1507	1320	1854.7
Avg per Game	126.3	117.5	94.2	82.5	115.9
Rushes	479	442	407	377	435.2
Yards per Rush	4.2	4.3	3.7	3.5	4.3
OPP PASSING(net)	3470	3602	3203	4758	3700.6
Avg per Game	216.9	225.1	200.2	297.4	231.3
Passes Att.	485	547	567	627	555.9
Completed	292	362	337	410	338.5
Pct Completed	60.2	66.2	59.4	65.4	60.9
Sacked	30	52	38	27	36.5
Yards Lost	198	325	270	193	235.4
INTERCEPTED BY	8	17	14	18	14.6
Yards Returned	31	382	216	419	241.9
Returned for TD	0	4	2	3	2.2
OPP PUNT RETURNS	40	41	36	40	35.4
Avg return	13.6	9.8	6.9	11.0	9.7
OPP KICKOFF RET	41	30	48	27	43.6
Avg return	24.7	24.3	26.9	25.2	23.6
OPP TOUCHDOWNS	52	37	29	48	40.5
Rushing	11	18	7	13	12.5
Passing	33	16	19	30	23.7
Returns	8	3	3	5	4.3



National Football League

Offense Defense

	Total	Rush	Pass	Total	Rush	Pass
Ariz.	32	32	28	12	28	5
Atl.	8	29	6	24	21	23
Balt.	16	11	15	17	20	17
Buff.	19	6	25	22	31	10
Car.	12	9	16	10	14	13
Chi.	28	10	29	5	8	8
Cin.	22	18	17	6	12	7
Cleve.	25	24	19	23	19	25
Dallas	6	31	3	19	22	19
Denver	4	16	5	2	3	3
Det.	3	23	2	13	16	14
G.B.	13	20	9	11	17	11
Hou.	7	8	11	7	7	16
Ind.	10	22	7	26	29	21
Jax	29	30	21	30	30	22
K.C.	24	5	32	20	27	12
Miami	27	17	26	21	13	27
Minn.	20	2	31	16	11	24
N.E.	*1	7	4	25	9	29
N.O.	2	25	*1	32	32	31
Giants	14	14	12	31	25	28
Jets	30	12	30	8	26	2
Oak.	18	28	8	18	18	20
Phil.	15	13	13	15	23	9
Pitt.	21	26	14	*1	2	*1
St. L.	23	19	18	14	15	15
S.D.	31	27	24	9	6	18
S.F.	11	4	23	3	4	4
Sea.	17	3	27	4	10	6
T.B.	9	15	10	29	*1	32
Tenn.	26	21	22	27	24	26
Wash.	5	*1	20	28	5	30

T = Tied for position

* = League Leader



NFL / TEAM/OFFENSE RANK

Tm	(A)	(B)	(C)	(D)	(E)	(F)	(G)	(H)	(I)	(J)	(K)	(L)	(M)	(N)	(O)	(P)	(Q)
BAL	16	16	11	12	15	15	6	17	15	20t	22	16	1	8	7	10	6
BUF	19	13	6	4	25	20	29	11	19t	13	8	1	4	23	29	21	12
CIN	22	21	18	20	17	19	24t	25	24t	27	4	11	19	12	4	12	15
CLE	25	26	24	21	19	25	27	13	29	30	21	3	8	31	28	24	1t
DEN	4	6	16	25	5	1	5	1	3	3	10	18	18	16	3	2	23
HOU	7	15	8	16	11	13	9	9	7t	17	12t	9	23	7	13	8	22
IND	10	23	22	26	7	18	21	15	4	7	1	7	21	6	15	18t	26
JAC	29	29	30	24	21	28	23	26	30	31	30	29	27	5	6	30	8t
KC	24	27	5	6	32	31	32	24	28	28	19	21	24	9	9	32	19
MIA	27	25	17	19	26	22	17	19	26	16	27t	6	3	2	11	27	28
NE	1	10	7	17	4	6	1	5	1	1	5t	5	25	29	24	1	18
NYJ	30	31	12	23	30	29	31	31	22	20t	17t	12	6	21	23	28	27
OAK	18	18	28	27	8	16	6	21	26	31t	32	20	10	21	26	5	5
PIT	21	24	26	28	14	17	11	14	17	10	20	28	9	25	25	22	7
SD	31	30	27	31	24	24	20	29	23	15	14	15	13	11	12	20	3
TEN	26	22	21	10	22	23	24t	18	31	14	27t	2	15	14	14	23	24
ARI	32	32	32	32	28	32	30	32	32	32	23	24	17	13	5	31	8t
ATL	8	7	29	29	6	4	7	7	6	2	31t	25	14	17	10	7	14
CAR	12	5	9	9	16	5	12	20	12	6	27t	14	22	28	32	18t	29
CHI	28	28	10	14	29	27	28	27	24t	22	26	27	32	30	18	16	20t
DAL	6	11	31	30	3	10	22	10	10	5	2	4	29	24	20	15	1t
DET	3	12	23	18	2	14	8	4	2	8	25	22	31	32	31	17	10t
GB	13	14	20	22	9	12	2	28	7t	9	16	8	10	26	22	5	32
MIN	20	17	2	1	31	30	14	16	18	19	7	20	5	20	17	14	4
NO	2	2	25	13	1	3	19	3	5	4	12t	26	11	1	2	3	20t
NYG	14	4	14	7	12	9	18	2	13	11	17t	30	7	4	19	6	17
PHI	15	20	13	8	13	26	10	22	11	18	11	13	28	15	30	29	13
STL	23	19	19	15	18	21	15	12	27	29	15	31	26	18	16	25	30
SF	11	3	4	3	23	8	4	30	14	25	5t	10	12	3	1	11	31
SEA	17	9	3	5	27	7	13	23	16	12	9	23	2	19	8	9	10t
TB	9	8	15	11	10	11	26	8	19t	23	24	19	30	22	26	13	16
WAS	5	1	1	2	20	2	3	21	7t	24	3	17	16	27	27	4	25

Team/Offense Rank

- (A) Total Yards per Game
- (B) Yards per Play
- (C) Rushing Yards per Game
- (D) Rushing Yards per Attempt
- (E) Passing Net Yards per Game
- (F) Passing Net Yards per Play
- (G) Passing, Percent Had Intercepted
- (H) Sacks per Pass Play
- (I) First Downs per Game
- (J) Third Down Efficiency
- (K) Fourth Down Efficiency
- (L) Punt Return Average
- (M) Kickoff Return Average
- (N) Gross Punting Average
- (O) Net Punting Average
- (P) Points per Game
- (Q) Field Goal Percentage

NFL / OPPONENT/DEFENSE RANK

Tm	(A)	(B)	(C)	(D)	(E)	(F)	(G)	(H)	(I)	(J)	(K)	(L)	(M)	(N)	(O)	(P)	(Q)	(R)	(S)
BAL	17	10	20	8	17	16	19	17	21t	7	17t	7	13	26	27	12t	32	11	15
BUF	22	22	31	30	10	14	22	13	29	31	17t	32	9	9	2	26	4	25	22
CIN	6	5	12	11	7	6	15	3	13	8	9	6	20	8	3	8	17t	10	11
CLE	23	16	19	13	25	17	13	19	27t	16	27	21	2	23	4	19	11t	24	29
DEN	2	1	3	2	3	1	12	2	4	1	5	2	7	31	30	4	25	2	1
HOU	7	8	7	9	16	8	14	6	6	3t	3	20	27	15	20	9t	23	8t	6
IND	26	30	29	31	21	21	20t	25	20	14	10t	26	22	29	28	21	7	21	18
JAC	30	21	30	12	22	28	20t	32	31	28	13t	28	28	25	24	29t	13	31	32
KC	20	27	27	25	12	30	31	26	10	19	30	30	26	28	13	25	16	32	27
MIA	21	17	13	10	27	19	28	10	19	11	28	25	23	7	11	7	6	20	28
NE	25	24	9	6	29	27	6	21	25t	22	6t	3	3	32	29	9t	15	1	5
NYJ	8	7	26	21	2	9	23	24	7	12	31	27	5	6	15	20	2	26	23
OAK	18	23	18	20	20	26	24	30	11	20	24t	19	32	24	32	28	14	29	17
PIT	1	2	2	4	1	2	27	8	1	5	29	22	17	16	18	6	19	14	4
SD	9	9	6	5	18	15	18	15	15	29	8	13	10	18	22	16	26	16	25
TEN	27	19	24	15	26	20	5	12	30	21	10t	23	29	4	1	32	30	28	30
ARI	12	12	28	22	5	11	1	5	5	2	13t	11	30	11	10	17	3	27	31
ATL	24	29	21	29	23	22	4	27	9	25	15	14	8	30	31	5	17t	5	14



CAR	10	15	14	18	13	12	26	9	21t	9	19t	10	1	21	23	18	31	18	8
CHI	5	4	8	14	8	4	2	11	3	6	26	1	4	1	7	3	20	6	16
DAL	19	25	22	27	19	25	32	16	16t	23	21	16	6	17	5	24	24	19	10
DET	13	18	16	24	14	18	25	20	12	10	32	18	14	22	26	27	5	23	2
GB	11	13	17	26	11	7	9	4	14	15	6t	5	15	10	8	11	21t	7	9
MIN	16	11	11	7	24	10	30	7	27t	27	22	9	18	3	16	14t	11t	13	19
NO	32	32	32	32	31	32	16	29	32	18	19t	29	24	19	21	31	10	15	26
NYG	31	31	25	28	28	29	3	23	16t	30	16	15	16	12	25	12t	21t	8t	24
PHI	15	20	23	16	9	23	29	22	16t	26	1	31	21	2	6	29t	28	30	12
STL	14	14	15	19	15	13	10	1	23	13	4	17	19	5	14	14t	8	22	20
SF	3	3	4	3	4	3	17	14	2	3t	23	4	31	20	9	2	9	4	3
SEA	4	6	10	23	6	5	8	18	8	17	2	12	11	13	19	1	27	3	7
TB	29	28	1	1	32	31	11	31	24	24	10t	24	25	14	17	23	1	17	21
WAS	28	26	5	17	30	24	7	28	25t	32	24t	8	12	27	12	22	29	12	13

Opponent/Defense Rank

- (A) Total Yards per Game
 - (B) Yards per Play
 - (C) Rushing Yards per Game
 - (D) Rushing Yards per Attempt
 - (E) Passing Net Yards per Game
 - (F) Passing Net Yards per Play
 - (G) Passing, Percent Had Intercepted
 - (H) Sacks per Pass Play
 - (I) First Downs per Game
 - (J) Third Down Efficiency
 - (K) Fourth Down Efficiency
 - (L) Punt Return Average
 - (M) Kickoff Return Average
 - (N) Gross Punting Average
 - (O) Net Punting Average
 - (P) Points per Game
 - (Q) Field Goal Percentage
- Combined Offense/Defense Rank
- (R) Points per Game Differential
 - (S) Net Yards per Game Differential

NFL / TOTAL OFFENSE

Rank	Team	Total	Rushing	Passing	Total	Rushing	Passing
1)	New England	6846	2184	4662	427.9	136.5	291.4
2)	New Orleans	6574	1577	4997	410.9	98.6	312.3
3)	Detroit	6540	1613	4927	408.8	100.8	307.9
4)	Denver	6366	1832	4534	397.9	114.5	283.4
5)	Washington	6131	2709	3422	383.2	169.3	213.9
6)	Dallas	5994	1265	4729	374.6	79.1	295.6
7)	Houston	5953	2123	3830	372.1	132.7	239.4
8)	Atlanta	5906	1397	4509	369.1	87.3	281.8
9)	Tampa Bay	5820	1837	3983	363.8	114.8	248.9
10)	Indianapolis	5799	1671	4128	362.4	104.4	258.0
11)	San Francisco	5789	2491	3298	361.8	155.7	206.1
12)	Carolina	5771	2088	3683	360.7	130.5	230.2
13)	Green Bay	5751	1702	4049	359.4	106.4	253.1
14)	New York Giants	5687	1862	3825	355.4	116.4	239.1
15)	Philadelphia	5665	1874	3791	354.1	117.1	236.9
16)	Baltimore	5640	1901	3739	352.5	118.8	233.7
17)	Seattle	5610	2579	3031	350.6	161.2	189.4
18)	Oakland	5504	1420	4084	344.0	88.8	255.3
19)	Buffalo	5486	2217	3269	342.9	138.6	204.3
20)	Minnesota	5385	2634	2751	336.6	164.6	171.9
21)	Pittsburgh	5324	1537	3787	332.8	96.1	236.7
22)	Cincinnati	5323	1745	3578	332.7	109.1	223.6
23)	St. Louis	5264	1714	3550	329.0	107.1	221.9
24)	Kansas City	5108	2395	2713	319.3	149.7	169.6
25)	Cleveland	5028	1593	3435	314.3	99.6	214.7
26)	Tennessee	5010	1687	3323	313.1	105.4	207.7
27)	Miami	4984	1802	3182	311.5	112.6	198.9
28)	Chicago	4969	1970	2999	310.6	123.1	187.4
29)	Jacksonville	4788	1369	3419	299.3	85.6	213.7
30)	New York Jets	4787	1896	2891	299.2	118.5	180.7
31)	San Diego	4756	1461	3295	297.3	91.3	205.9
32)	Arizona	4209	1204	3005	263.1	75.3	187.8

**NFL / TOTAL DEFENSE**

Rank	Team	Total	Rushing	Passing	Total	Rushing	Passing
1)	Pittsburgh	4413	1450	2963	275.8	90.6	185.2
2)	Denver	4652	1458	3194	290.8	91.1	199.6
3)	San Francisco	4710	1507	3203	294.4	94.2	200.2
4)	Seattle	4899	1649	3250	306.2	103.1	203.1
5)	Chicago	5050	1627	3423	315.6	101.7	213.9
6)	Cincinnati	5115	1715	3400	319.7	107.2	212.5
7)	Houston	5172	1560	3612	323.3	97.5	225.8
8)	New York Jets	5174	2138	3036	323.4	133.6	189.8
9)	San Diego	5223	1542	3681	326.4	96.4	230.1
10)	Carolina	5329	1761	3568	333.1	110.1	223.0
11)	Green Bay	5388	1896	3492	336.8	118.5	218.3
12)	Arizona	5405	2192	3213	337.8	137.0	200.8
13)	Detroit	5458	1889	3569	341.1	118.1	223.1
14)	St. Louis	5482	1880	3602	342.6	117.5	225.1
15)	Philadelphia	5491	2021	3470	343.2	126.3	216.9
16)	Minnesota	5600	1692	3908	350.0	105.8	244.3
17)	Baltimore	5615	1965	3650	350.9	122.8	228.1
18)	Oakland	5672	1897	3775	354.5	118.6	235.9
19)	Dallas	5687	2003	3684	355.4	125.2	230.3
20)	Kansas City	5704	2171	3533	356.5	135.7	220.8
21)	Miami	5708	1734	3974	356.8	108.4	248.4
22)	Buffalo	5806	2333	3473	362.9	145.8	217.1
23)	Cleveland	5821	1898	3923	363.8	118.6	245.2
24)	Atlanta	5849	1971	3878	365.6	123.2	242.4
25)	New England	5972	1630	4342	373.3	101.9	271.4
26)	Indianapolis	5988	2200	3788	374.3	137.5	236.8
27)	Tennessee	5999	2035	3964	374.9	127.2	247.8
28)	Washington	6043	1532	4511	377.7	95.8	281.9
29)	Tampa Bay	6078	1320	4758	379.9	82.5	297.4
30)	Jacksonville	6088	2256	3832	380.5	141.0	239.5
31)	New York Giants	6134	2066	4068	383.4	129.1	254.3
32)	New Orleans	7042	2361	4681	440.1	147.6	292.6

NFL / TAKE-AWAYS, GIVE-AWAYS

Rank	Team	TAKE-AWAYS			GIVE-AWAYS			Net Diff
		Int	Fum	Total	Int	Fum	Total	
1)	New England	20	21	41	9	7	16	= +25
2)	Chicago	24	20	44	16	8	24	= +20
3)	Washington	21	10	31	8	6	14	= +17
4)	New York Giants	21	14	35	15	6	21	= +14
5t)	Atlanta	20	11	31	14	4	18	= +13
5t)	Seattle	18	13	31	10	8	18	= +13
7)	Houston	15	14	29	13	4	17	= +12
8t)	Baltimore	13	12	25	11	5	16	= +9
8t)	San Francisco	14	11	25	8	8	16	= +9
10)	Green Bay	18	5	23	8	8	16	= +7
11)	Cincinnati	14	16	30	16	10	26	= +4
12t)	Cleveland	17	12	29	18	8	26	= +3
12t)	Tampa Bay	18	8	26	17	6	23	= +3
14t)	San Diego	14	14	28	15	11	26	= +2
14t)	New Orleans	15	11	26	19	5	24	= +2
16)	Carolina	11	12	23	12	10	22	= +1
17t)	Denver	16	8	24	11	14	25	= -1
17t)	Arizona	22	11	33	21	13	34	= -1
17t)	Minnesota	10	12	22	12	11	23	= -1
17t)	St. Louis	17	4	21	14	8	22	= -1
21)	Jacksonville	12	11	23	17	9	26	= -3
22)	Tennessee	19	5	24	16	12	28	= -4
23)	Oakland	11	8	19	16	10	26	= -7
24t)	Miami	10	6	16	13	13	26	= -10
24t)	Pittsburgh	10	10	20	14	16	30	= -10
26)	Indianapolis	12	3	15	18	9	27	= -12
27t)	Buffalo	12	9	21	17	17	34	= -13
27t)	Dallas	7	9	16	19	10	29	= -13
29)	New York Jets	11	12	23	19	18	37	= -14
30)	Detroit	11	6	17	17	16	33	= -16
31t)	Kansas City	7	6	13	20	17	37	= -24
31t)	Philadelphia	8	5	13	15	22	37	= -24
	Totals	468	329	797	468	329	797	= 0



NFL / TEAM/OFFENSE INSIDE THE 20

Rank	Team	Poss	Pts	TD	TD%	FG	Score	Score%
1)	New England	70	393	49	70.0	17	66	94.3
2)	New Orleans	57	312	39	68.4	13	52	91.2
3)	Green Bay	47	249	32	68.1	9	41	87.2
4)	Washington	53	257	32	60.4	11	43	81.1
5)	Detroit	55	271	33	60.0	13	46	83.6
6)	Tampa Bay	47	220	28	59.6	9	37	78.7
7)	Denver	66	331	39	59.1	19	58	87.9
8)	Atlanta	63	317	37	58.7	20	57	90.5
9)	Carolina	46	221	27	58.7	11	38	82.6
10)	Seattle	54	274	31	57.4	20	51	94.4
11)	Baltimore	49	241	28	57.1	15	43	87.8
12)	Houston	57	290	32	56.1	22	54	94.7
13)	Miami	38	181	21	55.3	11	32	84.2
14)	Pittsburgh	49	243	27	55.1	18	45	91.8
15)	New York Giants	62	304	34	54.8	22	56	90.3
16)	Cincinnati	57	274	31	54.4	19	50	87.7
17)	Indianapolis	48	223	26	54.2	14	40	83.3
18)	Minnesota	52	250	28	53.8	18	46	88.5
19)	St. Louis	37	163	19	51.4	9	28	75.7
20)	Dallas	49	234	25	51.0	19	44	89.8
21)	San Francisco	55	256	28	50.9	20	48	87.3
22t)	Buffalo	48	212	24	50.0	15	39	81.3
22t)	Chicago	46	216	23	50.0	18	41	89.1
22t)	Tennessee	36	168	18	50.0	14	32	88.9
25)	New York Jets	47	199	23	48.9	13	36	76.6
26)	San Diego	47	208	22	46.8	18	40	85.1
27)	Jacksonville	36	153	16	44.4	14	30	83.3
28)	Philadelphia	50	206	22	44.0	18	40	80.0
29)	Cleveland	39	168	17	43.6	17	34	87.2
30)	Oakland	42	188	18	42.9	20	38	90.5
31)	Arizona	40	154	16	40.0	14	30	75.0
32)	Kansas City	37	118	10	27.0	16	26	70.3

NFL / OPPONENTS/DEFENSE INSIDE THE 20

Rank	Team	Poss	Pts	TD	TD%	FG	Score	Score%
1)	Miami	54	224	23	42.6	21	44	81.5
2)	Baltimore	53	236	23	43.4	25	48	90.6
3)	Arizona	45	181	20	44.4	14	34	75.6
4)	Seattle	38	157	17	44.7	13	30	78.9
5)	Atlanta	42	178	19	45.2	15	34	81.0
6)	New York Giants	50	218	23	46.0	19	42	84.0
7)	Houston	40	176	20	50.0	12	32	80.0
8t)	Indianapolis	53	256	27	50.9	23	50	94.3
8t)	St. Louis	53	233	27	50.9	15	42	79.2
10t)	Chicago	41	180	21	51.2	11	32	78.0
10t)	Cincinnati	41	190	21	51.2	14	35	85.4
12)	Detroit	39	194	20	51.3	18	38	97.4
13)	New England	46	204	24	52.2	12	36	78.3
14)	Pittsburgh	42	193	22	52.4	13	35	83.3
15)	Jacksonville	66	309	35	53.0	21	56	84.8
16)	Kansas City	64	307	34	53.1	23	57	89.1
17)	Carolina	50	241	27	54.0	18	45	90.0
18t)	Dallas	55	266	30	54.5	19	49	89.1
18t)	Philadelphia	55	263	30	54.5	18	48	87.3
20t)	Oakland	54	261	30	55.6	17	47	87.0
20t)	Tampa Bay	54	261	30	55.6	17	47	87.0
22)	New Orleans	70	324	39	55.7	17	56	80.0
23)	Cleveland	53	240	30	56.6	10	40	75.5
24)	Washington	52	260	30	57.7	16	46	88.5
25t)	Denver	41	208	24	58.5	14	38	92.7
25t)	New York Jets	41	200	24	58.5	11	35	85.4
27)	Minnesota	51	258	31	60.8	14	45	88.2
28)	San Francisco	36	190	22	61.1	12	34	94.4
29)	Green Bay	47	244	29	61.7	14	43	91.5
30)	Tennessee	58	307	37	63.8	16	53	91.4
31)	Buffalo	55	309	38	69.1	14	52	94.5
32)	San Diego	40	226	28	70.0	10	38	95.0



NFL / OFFENSE/TEAMS: FIRST DOWNS, THIRD DOWNS, FOURTH DOWNS

Rank	Team	FIRST DOWNS				THIRD DOWNS			FOURTH DOWNS		
		Total	Rush	Pass	Pen	Made	Att	Pct	Made	Att	Pct
1)	New England	444	151	256	37	110	226	48.7	8	12	66.7
2)	Detroit	382	84	272	26	97	228	42.5	6	15	40.0
3)	Denver	380	112	232	36	96	213	45.1	3	5	60.0
4)	Indianapolis	360	110	208	42	98	229	42.8	7	8	87.5
5)	New Orleans	352	64	267	21	91	207	44.0	8	14	57.1
6)	Atlanta	343	70	247	26	92	204	45.1	2	8	25.0
7t)	Houston	341	114	205	22	83	221	37.6	4	7	57.1
7t)	Green Bay	341	85	213	43	90	213	42.3	7	13	53.8
7t)	Washington	341	144	171	26	68	190	35.8	12	17	70.6
10)	Dallas	338	76	237	25	93	212	43.9	8	11	72.7
11)	Philadelphia	332	111	190	31	83	222	37.4	14	24	58.3
12)	Carolina	328	123	171	34	88	204	43.1	3	9	33.3
13)	New York Giants	327	103	187	37	78	192	40.6	5	10	50.0
14)	San Francisco	322	128	172	22	68	194	35.1	8	12	66.7
15)	Baltimore	314	98	182	34	80	217	36.9	6	14	42.9
16)	Seattle	311	129	153	29	80	199	40.2	11	18	61.1
17)	Pittsburgh	307	80	202	25	94	224	42.0	6	13	46.2
18)	Minnesota	306	113	163	30	78	210	37.1	7	11	63.6
19t)	Buffalo	301	103	176	22	77	198	38.9	5	8	62.5
19t)	Tampa Bay	301	89	188	24	76	212	35.8	7	17	41.2
21)	Oakland	300	72	200	28	77	220	35.0	4	16	25.0
22)	New York Jets	299	102	162	35	80	217	36.9	7	14	50.0
23)	San Diego	293	81	184	28	82	217	37.8	6	11	54.5
24t)	Cincinnati	292	95	173	24	74	217	34.1	11	16	68.8
24t)	Chicago	292	99	163	30	80	219	36.5	5	13	38.5
26)	Miami	288	93	158	37	78	207	37.7	5	15	33.3
27)	St. Louis	287	79	189	19	67	209	32.1	13	24	54.2
28)	Kansas City	286	118	144	24	70	212	33.0	7	15	46.7
29)	Cleveland	279	71	185	23	67	218	30.7	7	16	43.8
30)	Jacksonville	269	76	157	36	64	216	29.6	8	26	30.8
31)	Tennessee	260	70	166	24	83	217	38.2	5	15	33.3
32)	Arizona	246	58	168	20	58	230	25.2	10	24	41.7
	Totals	10162	3101	6141	920	2600	6814	38.2	225	451	49.9

NFL / DEFENSE/OPPONENTS: FIRST DOWNS, THIRD DOWNS, FOURTH DOWNS

Rank	Team	FIRST DOWNS				THIRD DOWNS			FOURTH DOWNS		
		Total	Rush	Pass	Pen	Made	Att	Pct	Made	Att	Pct
1)	Pittsburgh	273	78	169	26	73	206	35.4	8	11	72.7
2)	San Francisco	284	72	178	34	71	215	33.0	14	25	56.0
3)	Chicago	286	75	186	25	78	220	35.5	10	16	62.5
4)	Denver	287	73	183	31	66	216	30.6	7	18	38.9
5)	Arizona	288	107	160	21	73	222	32.9	4	9	44.4
6)	Houston	292	94	167	31	71	215	33.0	5	16	31.3
7)	New York Jets	293	96	161	36	84	226	37.2	12	15	80.0
8)	Seattle	295	80	186	29	76	198	38.4	3	10	30.0
9)	Atlanta	298	99	189	10	81	200	40.5	6	13	46.2
10)	Kansas City	301	106	176	19	79	202	39.1	3	4	75.0
11)	Oakland	304	95	180	29	83	212	39.2	8	14	57.1
12)	Detroit	305	107	167	31	76	208	36.5	5	6	83.3
13)	Cincinnati	307	99	183	25	79	219	36.1	5	12	41.7
14)	Green Bay	308	83	191	34	83	218	38.1	9	23	39.1
15)	San Diego	316	85	201	30	90	214	42.1	4	10	40.0
16t)	Dallas	317	92	195	30	81	202	40.1	6	11	54.5
16t)	New York Giants	317	104	196	17	84	198	42.4	10	21	47.6
16t)	Philadelphia	317	108	178	31	83	203	40.9	2	10	20.0
19)	Miami	320	79	215	26	87	238	36.6	12	17	70.6
20)	Indianapolis	325	102	190	33	75	197	38.1	3	7	42.9
21t)	Baltimore	326	105	187	34	83	232	35.8	6	12	50.0
21t)	Carolina	326	98	196	32	73	202	36.1	10	19	52.6
23)	St. Louis	327	107	197	23	80	213	37.6	6	16	37.5
24)	Tampa Bay	329	75	226	28	88	219	40.2	6	14	42.9
25t)	New England	340	100	207	33	82	205	40.0	9	23	39.1
25t)	Washington	340	89	223	28	95	215	44.2	8	14	57.1
27t)	Cleveland	345	104	203	38	85	223	38.1	7	11	63.6
27t)	Minnesota	345	82	229	34	95	230	41.3	11	20	55.0
29)	Buffalo	349	136	182	31	92	209	44.0	6	12	50.0
30)	Tennessee	358	122	210	26	85	214	39.7	6	14	42.9
31)	Jacksonville	364	133	194	37	89	215	41.4	4	9	44.4
32)	New Orleans	380	116	236	28	80	208	38.5	10	19	52.6
	Totals	10162	3101	6141	920	2600	6814	38.2	225	451	49.9



NFL / FIRST-DOWN PLAYS BY TEAMS

Rank	Team	Yds/Play	Plays	Yards
1)	Washington	6.54	469	3066
2)	San Francisco	6.37	454	2893
3)	Carolina	6.35	452	2869
4)	New England	5.97	555	3316
5)	New Orleans	5.93	488	2895
6)	Denver	5.86	507	2970
7)	Detroit	5.70	531	3027
8)	New York Giants	5.70	446	2540
9)	Tampa Bay	5.67	447	2533
10)	Atlanta	5.66	464	2625
11)	Seattle	5.63	430	2423
12)	Houston	5.58	493	2750
13)	St. Louis	5.50	433	2381
14)	Dallas	5.45	470	2560
15)	Buffalo	5.40	449	2423
16)	Kansas City	5.31	449	2383
17)	Miami	5.30	428	2268
18)	Baltimore	5.23	467	2443
19)	Tennessee	5.17	411	2126
20)	Minnesota	5.15	442	2277
21)	Indianapolis	5.12	492	2520
22)	Cincinnati	5.11	440	2249
23)	Oakland	5.08	450	2288
24)	San Diego	5.08	432	2195
25)	New York Jets	5.06	457	2314
26)	Cleveland	5.05	429	2167
27)	Jacksonville	5.04	424	2137
28)	Philadelphia	5.01	480	2404
29)	Pittsburgh	4.97	447	2222
30)	Green Bay	4.79	462	2214
31)	Chicago	4.65	437	2033
32)	Arizona	4.16	424	1765
	TOTAL	5.41	14659	79276

NFL / FIRST-DOWN PLAYS BY OPPONENTS

Rank	Team	Yds/Play	Plays	Yards
1)	San Francisco	4.32	428	1847
2)	Denver	4.82	438	2109
3)	San Diego	4.86	453	2202
4)	Green Bay	4.87	445	2166
5)	Detroit	4.96	448	2222
6)	Cincinnati	5.03	463	2331
7)	Minnesota	5.08	481	2442
8)	Cleveland	5.08	491	2494
9)	Kansas City	5.13	433	2220
10)	New York Jets	5.13	436	2236
11)	Pittsburgh	5.14	420	2159
12)	Baltimore	5.16	472	2434
13)	Houston	5.21	451	2349
14)	Miami	5.21	464	2419
15)	Seattle	5.23	429	2242
16)	St. Louis	5.25	472	2480
17)	Tennessee	5.32	492	2617
18)	Chicago	5.34	450	2403
19)	Arizona	5.41	462	2498
20)	Dallas	5.45	445	2424
21)	Buffalo	5.53	471	2604
22)	Philadelphia	5.53	448	2478
23)	Atlanta	5.53	444	2456
24)	Jacksonville	5.58	502	2800
25)	Oakland	5.62	433	2434
26)	New York Giants	5.66	451	2551
27)	Carolina	5.83	460	2682
28)	Washington	5.99	467	2796
29)	New England	6.11	482	2945
30)	Tampa Bay	6.16	464	2860
31)	Indianapolis	6.26	452	2828
32)	New Orleans	6.93	512	3548
	TOTAL	5.41	14659	79276



NFL / KICKOFFS (Receiving Team)

Rank	Team	TotKO	AdjKO	TB	TB%	EZ	EZ%	OB	I20	Avg.Start
1)	New York Giants	79	77	14	18.2	52	65.8	0	23	25.2
2)	Minnesota	80	77	32	41.6	61	76.3	2	9	24.6
3)	Baltimore	85	80	23	28.8	66	77.6	1	18	24.6
4)	Buffalo	91	91	49	53.8	71	78.0	0	6	24.4
5)	Seattle	61	59	31	52.5	50	82.0	1	13	24.1
6)	New York Jets	80	76	27	35.5	61	76.3	0	15	24.1
7)	Chicago	65	59	13	22.0	38	58.5	0	12	24.0
8)	Miami	75	74	34	45.9	63	84.0	0	12	23.6
9)	San Francisco	65	62	15	24.2	52	80.0	0	17	23.2
10)	Green Bay	76	74	28	37.8	57	75.0	3	12	23.1
11)	Pittsburgh	73	72	27	37.5	54	74.0	2	16	23.1
12)	Cleveland	77	72	25	34.7	63	81.8	2	18	22.8
13)	Tennessee	99	97	33	34.0	66	66.7	1	22	22.6
14)	San Diego	76	72	34	47.2	61	80.3	0	18	22.0
15)	Denver	72	63	36	57.1	53	73.6	0	14	22.0
16)	New England	75	70	35	50.0	57	76.0	0	16	21.7
17)	Philadelphia	92	85	32	37.6	60	65.2	0	17	21.5
18)	Cincinnati	74	71	29	40.8	55	74.3	1	15	21.4
19)	Atlanta	73	70	46	65.7	63	86.3	0	7	21.4
20)	Indianapolis	91	90	48	53.3	74	81.3	0	15	21.3
21)	Arizona	80	78	40	51.3	70	87.5	0	15	21.1
22)	New Orleans	94	92	42	45.7	83	88.3	0	21	21.1
23)	Detroit	95	93	60	64.5	79	83.2	0	15	20.9
24)	Kansas City	96	96	46	47.9	80	83.3	1	15	20.8
25)	Oakland	95	92	51	55.4	78	82.1	0	18	20.7
26)	Washington	86	83	48	57.8	74	86.0	0	14	20.6
27)	Jacksonville	98	98	45	45.9	73	74.5	0	21	20.6
28)	Carolina	85	79	40	50.6	66	77.6	1	13	20.6
29)	Tampa Bay	83	80	50	62.5	73	88.0	1	15	20.5
30)	Houston	77	74	31	41.9	64	83.1	0	20	20.4
31)	St. Louis	84	77	43	55.8	67	79.8	0	16	20.3
32)	Dallas	88	84	49	58.3	74	84.1	0	16	20.2
	Totals	2620	2517	1156	45.92	058	81.8	16	494	22.1

Note: Average opponent drive start DOES NOT include outside kicks or kickoffs at the end of a half unless either kickoff is returned for a touchdown. All other kickoffs (returned kickoffs, fair catches, touchback and kickoffs out of bounds) are included. Kickoffs resulting in the kicking team retaining possession are not included.

ADJ KO: Adjusted kickoffs are used to compute the Avg. Team Drive Start.

I20: The number of drives that start inside (not including) the 20 yd line.

NFL / KICKOFFS (Kicking Team)

Rank	Team	TotKO	AdjKO	TB	TB%	EZ	EZ%	OB	I20	Avg.Start
1)	Cleveland	77	75	30	40.0	55	71.4	1	22	19.9
2)	Chicago	86	83	49	59.0	77	89.5	0	17	19.9
3)	San Diego	78	75	30	40.0	64	82.1	1	24	20.4
4)	Atlanta	94	92	45	48.9	83	88.3	0	20	20.5
5)	Baltimore	89	85	49	57.6	79	88.8	0	16	20.6
6)	Indianapolis	79	79	45	57.0	75	94.9	0	15	20.7
7)	Seattle	88	83	36	43.4	75	85.2	0	22	20.8
8)	Minnesota	86	86	53	61.6	75	87.2	0	16	20.8
9)	New England	112	109	52	47.7	87	77.7	0	24	20.9
10)	Tampa Bay	87	85	58	68.2	80	92.0	0	9	20.9
11)	Carolina	77	73	37	50.7	59	76.6	0	14	21.5
12)	Miami	71	67	34	50.7	60	84.5	0	16	21.6
13)	St. Louis	68	66	37	56.1	60	88.2	0	11	21.6
14)	New York Jets	69	64	12	18.8	41	59.4	1	27	21.7
15)	Cincinnati	88	86	27	31.4	69	78.4	0	26	21.8
16)	Dallas	84	78	30	38.5	61	72.6	1	20	21.8
17)	Denver	99	97	65	67.0	82	82.8	0	7	21.8
18)	Washington	91	88	33	37.5	57	62.6	1	15	22.1
19)	Philadelphia	70	66	26	39.4	52	74.3	0	15	22.5
20)	Jacksonville	69	66	26	39.4	52	75.4	1	13	22.8
21)	New Orleans	92	88	45	51.1	72	78.3	1	16	22.8
22)	Pittsburgh	75	73	29	39.7	56	74.7	0	10	23.0
23)	Tennessee	74	71	37	52.1	58	78.4	2	9	23.1
24)	Green Bay	88	87	35	40.2	63	71.6	1	12	23.1
25)	New York Giants	94	88	24	27.3	67	71.3	0	20	23.2
26)	Oakland	73	65	38	58.5	61	83.6	2	13	23.3
27)	San Francisco	88	86	40	46.5	73	83.0	0	13	23.6
28)	Kansas City	58	54	27	50.0	49	84.5	2	5	23.8



29) Buffalo	73	70	20	28.6	40	54.8	0	12	23.9
30) Arizona	64	61	29	47.5	51	79.7	0	6	23.9
31) Detroit	87	82	30	36.6	64	73.6	2	16	24.0
32) Houston	92	89	28	31.5	61	66.3	0	13	25.6
Totals	2620	25171156	45.92058	81.8	16	494	22.1		

Note: Average team drive start DOES NOT include onside kicks or kickoffs at the end of a half unless either kickoff is returned for a touchdown. All other kickoffs (returned kickoffs, fair catches, touchback and kickoffs out of bounds) are included. Kickoffs resulting in the kicking team retaining possession are not included.

ADJ KO: Adjusted kickoffs are used to compute the Avg. Team Drive Start.

I20: The number of drives that start inside (not including) the 20 yd line.

NFL / SINGLE-GAME HIGHS / PLAYERS

Most Points-- 24, Martin, T.B. at Oak., 11/4, (4 td, 0 fg, 0 xp, 0 2pt)
Passing Yards-- 527, Schaub, Hou. vs. Jax , 11/18 (OT), (43-55, 527, 5 td, 2 int)
Passing Yards-- 510, Manning, NY-G vs. T.B., 9/16, (31-51, 510, 3 td, 3 int)
Longest Pass-- 95, Freeman, T.B. vs. N.O., 10/21, (to Jackson, Vincent)
Passing Touchdowns-- 6, Rodgers, G.B. at Hou., 10/14, (24-37, 338, 6 td, 0 int)
Rushing Yards-- 251, Martin, T.B. at Oak., 11/4, (25-251, 4 td)
Rushing Attempts-- 34, Peterson, Minn. vs. G.B., 12/30, (34-199, 1 td)
Longest Rush-- 94, C. Johnson, Tenn. vs. NY-J, 12/17, td
Receptions-- 18, Witten, Dal. vs. NY-G, 10/28, (18-167, 0 td)
Receiving Yards-- 273, A. Johnson, Hou. vs. Jax , 11/18 (OT), (14-273, 1 td)
Receiving Yards-- 225, C. Johnson, Det. vs. Atl., 12/22, (11-225, 0 td)
Kickoff Return Yards-- 227, Wilson, NY-G vs. N.O., 12/9, (4-227, 1 td)
Kickoff Returns-- 7, (4 times in Non-Overtime Games)
Longest Kickoff Return-- 108, J. Jones, Balt. vs. Dal., 10/14, td
Punt Return Yards-- 160, Reynaud, Tenn. vs. Jax , 12/30, (3-160, 1 fc, 2 td)
Punt Returns-- 8, Holliday, Denv. at Car., 11/11, (8-125, 1 fc, 1 td)
Longest Punt Return-- 98, D. Johnson, Phil. at Dal., 12/2, td
Interceptions-- 2, Smith, Miami at Ariz., 9/30 (OT), (2-31, 0 td)
Interceptions-- 2, Byrd, Buff. at Ariz., 10/14 (OT), (2-36, 0 td)
Interceptions-- 2, (30 times in Non-Overtime Games)
Longest Interception Return-- 102, Toler, Ariz. vs. Det., 12/16, td
Sacks-- 5.5, Ald. Smith, S.F. vs. Chi., 11/19
Scrimmage Yards-- 288, Charles, K.C. at N.O., 9/23 (OT), (Rush 33-233, Rec 6-55)
Scrimmage Yards-- 272, Martin, T.B. at Oak., 11/4, (Rush 25-251, Rec 4-21)
Longest Punt-- 79, Butler, Pitt. vs. S.D., 12/9
Punts-- 10, (5 times in Non-Overtime Games)
Field Goals Made-- 6, Succop, K.C. at N.O., 9/23 (OT), (6-6, 45 lg)
Field Goals Made-- 5, (8 times in Non-Overtime Games)
Longest Field Goal-- 63, Akers, S.F. at G.B., 9/9

300-Yard Passing Games

527, Schaub, HOU vs. JAX 11/18 (ot) (43-55, 5 TD)
510, Manning, NYG vs. TB 09/16 (31-51, 3 TD)
446, Brees, NO at DAL 12/23 (ot) (37-53, 3 TD)
446, Brees, NO at GB 09/30 (35-54, 3 TD)
443, Stafford, DET vs. ATL 12/22 (37-56, 0 TD)
443, Brady, NE vs. SF 12/16 (36-65, 1 TD)
441, Romo, DAL vs. WAS 11/22 (37-62, 3 TD)
441, Stafford, DET vs. HOU 11/22 (ot) (31-61, 2 TD)
437, Romo, DAL vs. NYG 10/28 (36-62, 1 TD)
433, Luck, IND vs. MIA 11/04 (30-48, 2 TD)
431, Tannehill, MIA at ARI 09/30 (ot) (26-41, 1 TD)
420, Freeman, TB vs. NO 10/21 (24-42, 3 TD)
416, Romo, DAL vs. NO 12/23 (ot) (26-43, 4 TD)
414, Palmer, OAK vs. TB 11/04 (39-61, 4 TD)
411, Ryan, ATL at NO 11/11 (34-52, 3 TD)
396, Brees, NO vs. CAR 12/30 (29-43, 4 TD)
395, Brady, NE at SEA 10/14 (36-58, 2 TD)
391, Luck, IND at DET 12/02 (24-54, 4 TD)
384, Roethlisberger, PIT at OAK 09/23 (36-49, 4 TD)
382, Flacco, BAL vs. NE 09/23 (28-39, 3 TD)
381, Foles, PHI at TB 12/09 (32-51, 2 TD)
381, Dalton, CIN at CLE 10/14 (31-46, 3 TD)
378, Locker, TEN vs. DET 09/23 (ot) (29-42, 2 TD)
377, Brees, NO at TB 10/21 (27-37, 4 TD)
377, Bradford, STL vs. MIN 12/16 (35-55, 3 TD)
373, Palmer, OAK at MIA 09/16 (24-48, 1 TD)
372, Freeman, TB vs. STL 12/23 (30-54, 1 TD)
371, Vick, PHI vs. BAL 09/16 (23-32, 1 TD)



370, Brees, NO vs. SD 10/07 (29-45, 4 TD)
369, Ryan, ATL vs. CAR 09/30 (25-40, 3 TD)
368, Palmer, OAK at BAL 11/11 (29-45, 2 TD)
365, Rodgers, GB at MIN 12/30 (28-40, 4 TD)
364, Weeden, CLE at OAK 12/02 (25-36, 1 TD)
363, Roethlisberger, PIT at TEN 10/11 (24-40, 1 TD)
362, Luck, IND vs. GB 10/07 (31-55, 2 TD)
356, Flacco, BAL vs. CLE 09/27 (28-46, 1 TD)
355, Flacco, BAL at SD 11/25 (ot) (30-51, 1 TD)
355, Stafford, DET vs. STL 09/09 (32-48, 1 TD)
354, Brees, NO at NYG 12/09 (26-43, 1 TD)
354, Henne, JAX at HOU 11/18 (ot) (16-33, 4 TD)
354, Rivers, SD at NO 10/07 (27-42, 2 TD)
353, Palmer, OAK at ATL 10/14 (23-33, 1 TD)
353, Ryan, ATL at TB 11/25 (26-32, 1 TD)
352, Ponder, MIN at WAS 10/14 (35-52, 2 TD)
352, Stafford, DET vs. SEA 10/28 (34-49, 3 TD)
351, Palmer, OAK vs. CLE 12/02 (34-54, 2 TD)
350, Fitzpatrick, BUF vs. NE 09/30 (22-39, 4 TD)
348, Henne, JAX vs. NE 12/23 (29-51, 1 TD)
345, Ryan, ATL at WAS 10/07 (34-52, 2 TD)
345, Foles, PHI vs. WAS 12/23 (32-48, 1 TD)
342, Rodgers, GB at STL 10/21 (30-37, 3 TD)
342, Ryan, ATL vs. DAL 11/04 (24-34, 0 TD)
342, Rodgers, GB vs. TEN 12/23 (27-38, 3 TD)
342, Ryan, ATL at CAR 12/09 (34-49, 2 TD)
341, Brees, NO at ATL 11/29 (28-50, 0 TD)
341, Romo, DAL vs. PIT 12/16 (ot) (30-42, 2 TD)
341, Flacco, BAL vs. OAK 11/11 (21-33, 3 TD)
340, Brady, NE at BUF 09/30 (22-36, 3 TD)
339, Brees, NO vs. WAS 09/09 (24-52, 3 TD)
339, Manning, DEN vs. CLE 12/23 (30-43, 3 TD)
339, Roethlisberger, PIT at DAL 12/16 (ot) (24-40, 2 TD)
338, Rodgers, GB at HOU 10/14 (24-37, 6 TD)
338, Manning, DEN vs. OAK 09/30 (30-38, 3 TD)
337, Manning, DEN at NE 10/07 (31-44, 3 TD)
337, Rivers, SD at TB 11/11 (29-37, 3 TD)
337, Fitzpatrick, BUF at NE 11/11 (27-40, 2 TD)
337, Manning, NYG vs. WAS 10/21 (26-40, 1 TD)
335, Brady, NE at BAL 09/23 (28-41, 1 TD)
334, Luck, IND at NE 11/18 (27-50, 2 TD)
333, Cutler, CHI vs. IND 09/09 (21-35, 2 TD)
331, Brady, NE vs. IND 11/18 (24-35, 3 TD)
330, Manning, DEN vs. HOU 09/23 (26-52, 2 TD)
329, Cousins, WAS at CLE 12/16 (26-37, 2 TD)
329, Stafford, DET at MIN 11/11 (28-42, 3 TD)
328, Sanchez, NYJ at NE 10/21 (ot) (28-41, 1 TD)
328, Dalton, CIN at WAS 09/23 (19-27, 3 TD)
328, Freeman, TB vs. KC 10/14 (15-26, 3 TD)
325, Brees, NO at CAR 09/16 (31-49, 1 TD)
324, Kolb, ARI vs. MIA 09/30 (ot) (29-48, 3 TD)
323, Griffin III, WAS at TB 09/30 (26-35, 0 TD)
323, Brady, NE at NYJ 11/22 (18-27, 3 TD)
322, Weeden, CLE at CIN 09/16 (26-37, 2 TD)
321, Romo, DAL at ATL 11/04 (25-35, 1 TD)
320, Griffin III, WAS at NO 09/09 (19-26, 2 TD)
320, Weeden, CLE at BAL 09/27 (25-52, 0 TD)
319, Rodgers, GB vs. NO 09/30 (31-41, 4 TD)
319, Stafford, DET vs. MIN 09/30 (30-51, 0 TD)
318, Dalton, CIN vs. CLE 09/16 (24-31, 3 TD)
317, Vick, PHI at CLE 09/09 (29-56, 2 TD)
316, Brady, NE vs. ARI 09/16 (28-46, 1 TD)
315, Schaub, HOU at DET 11/22 (ot) (29-48, 1 TD)
315, Bradford, STL at MIA 10/14 (26-39, 0 TD)
314, Newton, CAR at CHI 10/28 (20-39, 0 TD)
313, Luck, IND vs. JAX 09/23 (22-46, 2 TD)
313, Romo, DAL vs. CLE 11/18 (ot) (35-50, 1 TD)
313, Stafford, DET vs. IND 12/02 (27-46, 2 TD)
312, Palmer, OAK vs. NO 11/18 (22-40, 2 TD)
312, Lindley, ARI vs. STL 11/25 (31-52, 0 TD)
311, Stafford, DET at PHI 10/14 (ot) (22-45, 1 TD)
311, Vick, PHI vs. DET 10/14 (ot) (28-46, 2 TD)
310, Manning, DEN at OAK 12/06 (26-36, 1 TD)
310, Bradford, STL vs. WAS 09/16 (26-35, 3 TD)
309, Flacco, BAL vs. NYG 12/23 (25-36, 2 TD)
309, Luck, IND at CHI 09/09 (23-45, 1 TD)



309, Manning, DEN at SD 10/15 (24-30, 3 TD)
309, Locker, TEN vs. HOU 12/02 (21-45, 1 TD)
309, Manning, NYG at PHI 09/30 (24-42, 2 TD)
307, Brees, NO vs. TB 12/16 (26-39, 4 TD)
307, Romo, DAL vs. CHI 10/01 (31-43, 1 TD)
307, Romo, DAL at NYG 09/05 (22-29, 3 TD)
306, Sanchez, NYJ at MIA 09/23 (ot) (21-45, 1 TD)
306, J. Skelton, ARI at GB 11/04 (23-46, 1 TD)
306, Newton, CAR at PHI 11/26 (18-28, 2 TD)
305, Manning, DEN vs. NO 10/28 (22-30, 3 TD)
304, Manning, DEN vs. KC 12/30 (23-29, 3 TD)
304, Griffin III, WAS at DAL 11/22 (19-27, 4 TD)
304, Brady, NE at STL 10/28 (23-35, 4 TD)
303, Romo, DAL vs. PHI 12/02 (22-27, 3 TD)
303, Ale. Smith, SF vs. BUF 10/07 (18-24, 3 TD)
303, Gabbert, JAX at GB 10/28 (27-49, 1 TD)
303, Rodgers, GB vs. SF 09/09 (30-44, 2 TD)
303, Newton, CAR at TB 09/09 (23-33, 1 TD)
301, Sanchez, NYJ vs. NE 11/22 (26-36, 1 TD)
301, Manning, DEN at CAR 11/11 (27-38, 1 TD)
301, Ryan, ATL vs. ARI 11/18 (28-46, 0 TD)
301, Cassel, KC at BUF 09/16 (23-42, 2 TD)

100-Yard Receiving Games

273, A. Johnson, HOU vs. JAX 11/18 (ot) (14 rec., 1 TD)
253, Hartline, MIA at ARI 09/30 (ot) (12 rec., 1 TD)
236, Blackmon, JAX at HOU 11/18 (ot) (7 rec., 1 TD)
225, C. Johnson, DET vs. ATL 12/22 (11 rec., 0 TD)
224, Bryant, DAL vs. NO 12/23 (ot) (9 rec., 2 TD)
216, Jackson, TB vs. NO 10/21 (7 rec., 1 TD)
212, Wayne, IND vs. GB 10/07 (13 rec., 1 TD)
207, C. Johnson, DET at MIN 11/11 (12 rec., 1 TD)
199, Nicks, NYG vs. TB 09/16 (10 rec., 1 TD)
190, Lloyd, NE vs. SF 12/16 (10 rec., 0 TD)
188, A. Johnson, HOU at DET 11/22 (ot) (9 rec., 0 TD)
183, Green, CIN at WAS 09/23 (9 rec., 1 TD)
180, D. Thomas, DEN at NE 10/07 (9 rec., 0 TD)
179, Cruz, NYG vs. TB 09/16 (11 rec., 1 TD)
172, Crabtree, SF vs. ARI 12/30 (8 rec., 2 TD)
171, C. Johnson, DET vs. IND 12/02 (13 rec., 1 TD)
169, White, ATL vs. CAR 09/30 (8 rec., 2 TD)
167, Witten, DAL vs. NYG 10/28 (18 rec., 0 TD)
166, Floyd, ARI at SF 12/30 (8 rec., 1 TD)
165, Marshall, CHI vs. SEA 12/02 (ot) (10 rec., 0 TD)
164, C. Johnson, DET at TEN 09/23 (ot) (10 rec., 1 TD)
160, Marshall, CHI at MIN 12/09 (10 rec., 1 TD)
160, Amendola, STL vs. WAS 09/16 (15 rec., 1 TD)
157, Celek, PHI vs. BAL 09/16 (8 rec., 0 TD)
153, Colston, NO at GB 09/30 (9 rec., 1 TD)
153, Colston, NO at DAL 12/23 (ot) (10 rec., 0 TD)
153, White, ATL at DET 12/22 (8 rec., 2 TD)
151, A. Johnson, HOU vs. IND 12/16 (11 rec., 1 TD)
147, Jones, ATL at TB 11/25 (6 rec., 1 TD)
147, Holmes, NYJ at MIA 09/23 (ot) (9 rec., 0 TD)
146, Gronkowski, NE at STL 10/28 (8 rec., 2 TD)
146, J. Graham, NO vs. ATL 11/11 (7 rec., 2 TD)
145, Bryant, DAL vs. CLE 11/18 (ot) (12 rec., 1 TD)
145, Bryant, DAL vs. WAS 11/22 (8 rec., 2 TD)
144, Marshall, CHI at JAX 10/07 (12 rec., 1 TD)
144, T. Smith, BAL at SD 11/25 (ot) (7 rec., 0 TD)
143, Britt, TEN at IND 12/09 (8 rec., 0 TD)
143, C. Johnson, DET vs. GB 11/18 (5 rec., 1 TD)
142, Welker, NE at BAL 09/23 (8 rec., 0 TD)
141, A. Johnson, HOU at IND 12/30 (12 rec., 0 TD)
140, C. Johnson, DET vs. HOU 11/22 (ot) (8 rec., 1 TD)
138, Marshall, CHI at DAL 10/01 (7 rec., 1 TD)
138, Barden, NYG at CAR 09/20 (9 rec., 0 TD)
138, Welker, NE at SEA 10/14 (10 rec., 1 TD)
137, D. Thomas, DEN vs. NO 10/28 (7 rec., 1 TD)
137, Gronkowski, NE vs. IND 11/18 (7 rec., 2 TD)
136, Decker, DEN vs. HOU 09/23 (8 rec., 0 TD)
135, C. Johnson, DET at PHI 10/14 (ot) (6 rec., 0 TD)
135, Green, CIN at CLE 10/14 (7 rec., 2 TD)
135, D. Thomas, DEN at CAR 11/11 (9 rec., 0 TD)
135, Wayne, IND at CHI 09/09 (9 rec., 0 TD)



134, Alexander, SD at TB 11/11 (5 rec., 1 TD)
133, Avant, PHI at TB 12/09 (7 rec., 0 TD)
133, Decker, DEN at BAL 12/16 (8 rec., 1 TD)
133, Austin, DAL vs. NYG 10/28 (9 rec., 0 TD)
133, Harvin, MIN at WAS 10/14 (11 rec., 0 TD)
132, Williams, TB vs. STL 12/23 (7 rec., 1 TD)
131, Colston, NO vs. SD 10/07 (9 rec., 3 TD)
131, Cruz, NYG vs. WAS 10/21 (7 rec., 1 TD)
131, Boldin, BAL vs. CLE 09/27 (9 rec., 0 TD)
131, Jackson, TB vs. PHI 12/09 (6 rec., 1 TD)
130, Maclin, PHI vs. DET 10/14 (ot) (6 rec., 1 TD)
130, Myers, OAK vs. CLE 12/02 (14 rec., 1 TD)
129, Welker, NE at BUF 09/30 (9 rec., 0 TD)
129, C. Johnson, DET at JAX 11/04 (7 rec., 0 TD)
129, Bess, MIA vs. SEA 11/25 (7 rec., 0 TD)
129, Jones, ATL vs. DAL 11/04 (5 rec., 0 TD)
128, Sproles, NO at CAR 09/16 (13 rec., 0 TD)
128, Jackson, TB at NYG 09/16 (5 rec., 1 TD)
127, T. Smith, BAL vs. NE 09/23 (6 rec., 2 TD)
126, Broyles, DET vs. HOU 11/22 (ot) (6 rec., 0 TD)
125, Pitta, BAL vs. DEN 12/16 (7 rec., 2 TD)
123, Jones, ATL at PHI 10/28 (5 rec., 1 TD)
123, White, ATL vs. ARI 11/18 (8 rec., 0 TD)
123, Moore, NO at ATL 11/29 (7 rec., 0 TD)
123, Wallace, PIT at OAK 09/23 (8 rec., 1 TD)
123, Gonzalez, ATL at WAS 10/07 (13 rec., 1 TD)
123, Bess, MIA at ARI 09/30 (ot) (7 rec., 0 TD)
123, Henderson, NO vs. SD 10/07 (8 rec., 1 TD)
122, Marshall, CHI at TEN 11/04 (9 rec., 3 TD)
122, D. Thomas, DEN vs. KC 12/30 (7 rec., 1 TD)
122, Nelson, GB at STL 10/21 (8 rec., 1 TD)
122, Gonzalez, ATL at NO 11/11 (11 rec., 2 TD)
121, Moore, NO at TB 10/21 (9 rec., 0 TD)
121, Cruz, NYG vs. NO 12/09 (8 rec., 1 TD)
121, Nelson, GB at HOU 10/14 (9 rec., 3 TD)
121, Moore, NO vs. CAR 12/30 (4 rec., 0 TD)
121, C. Johnson, DET at ARI 12/16 (10 rec., 0 TD)
120, Kerley, NYJ at NE 10/21 (ot) (7 rec., 0 TD)
120, Moore, NO vs. WAS 09/09 (6 rec., 1 TD)
120, S. Smith, CAR at KC 12/02 (5 rec., 1 TD)
120, G. Jennings, GB at MIN 12/30 (8 rec., 2 TD)
119, Marshall, CHI vs. IND 09/09 (9 rec., 1 TD)
119, A. Johnson, HOU vs. MIA 09/09 (8 rec., 1 TD)
119, Kendrick, STL at TB 12/23 (4 rec., 1 TD)
118, C. Johnson, DET at GB 12/09 (10 rec., 0 TD)
118, Roberts, ARI vs. MIA 09/30 (ot) (6 rec., 2 TD)
118, White, ATL vs. DAL 11/04 (7 rec., 0 TD)
118, S. Smith, CAR at CHI 10/28 (7 rec., 0 TD)
118, A. Johnson, HOU vs. BUF 11/04 (8 rec., 0 TD)
117, Green, CIN at JAX 09/30 (6 rec., 1 TD)
117, White, ATL at CAR 12/09 (9 rec., 1 TD)
116, Gordon, CLE at OAK 12/02 (6 rec., 1 TD)
116, Green, CIN at PIT 12/23 (10 rec., 0 TD)
116, Maclin, PHI vs. WAS 12/23 (8 rec., 1 TD)
116, Shorts, JAX at GB 10/28 (8 rec., 0 TD)
115, Williams, TB vs. WAS 09/30 (4 rec., 0 TD)
115, J. Graham, NO vs. CAR 12/30 (9 rec., 1 TD)
115, Cobb, GB at CHI 12/16 (6 rec., 0 TD)
115, Givens, STL at ARI 11/25 (5 rec., 1 TD)
115, St. Johnson, BUF vs. SEA 12/16 (8 rec., 1 TD)
114, White, ATL at NO 11/11 (7 rec., 0 TD)
114, Hixon, NYG at PHI 09/30 (6 rec., 0 TD)
114, Fitzgerald, ARI vs. PHI 09/23 (9 rec., 1 TD)
114, Ogletree, DAL at NYG 09/05 (8 rec., 2 TD)
114, Jackson, PHI vs. BAL 09/16 (7 rec., 0 TD)
113, Williams, TB vs. KC 10/14 (4 rec., 1 TD)
113, Hilton, IND vs. JAX 09/23 (4 rec., 1 TD)
113, Crabtree, SF vs. BUF 10/07 (6 rec., 1 TD)
112, Wallace, PIT vs. SD 12/09 (7 rec., 2 TD)
112, Washington, TEN vs. DET 09/23 (ot) (3 rec., 1 TD)
112, Witten, DAL vs. CHI 10/01 (13 rec., 1 TD)
111, Avery, IND vs. MIN 09/16 (9 rec., 0 TD)
111, Green, CIN vs. OAK 11/25 (3 rec., 0 TD)
111, Fitzgerald, ARI vs. CHI 12/23 (8 rec., 0 TD)
111, Hartline, MIA vs. OAK 09/16 (9 rec., 0 TD)
111, St. Johnson, BUF vs. NYJ 12/30 (6 rec., 0 TD)



111, Hilton, IND vs. HOU 12/30 (4 rec., 1 TD)
111, C. Johnson, DET vs. STL 09/09 (6 rec., 0 TD)
110, D. Thomas, DEN vs. PIT 09/09 (5 rec., 1 TD)
110, Bryant, DAL vs. NYG 10/28 (5 rec., 0 TD)
109, Floyd, SD vs. TEN 09/16 (6 rec., 0 TD)
109, Garcon, WAS at NO 09/09 (4 rec., 1 TD)
109, Cruz, NYG at PHI 09/30 (9 rec., 1 TD)
109, S. Smith, CAR vs. ATL 12/09 (7 rec., 0 TD)
109, Bennett, CHI at DET 12/30 (5 rec., 1 TD)
108, Floyd, SD at NO 10/07 (5 rec., 0 TD)
108, Witten, DAL vs. PHI 12/02 (6 rec., 0 TD)
108, Gresham, CIN vs. DEN 11/04 (6 rec., 0 TD)
108, Harvin, MIN vs. TEN 10/07 (8 rec., 1 TD)
108, Bowe, KC vs. SD 09/30 (7 rec., 1 TD)
108, Jackson, TB vs. STL 12/23 (7 rec., 0 TD)
108, Jones, ATL at KC 09/09 (6 rec., 2 TD)
108, Lloyd, NE at BAL 09/23 (9 rec., 0 TD)
108, Avery, IND vs. MIA 11/04 (5 rec., 0 TD)
107, Marshall, CHI vs. HOU 11/11 (8 rec., 0 TD)
107, Hartline, MIA at IND 11/04 (8 rec., 0 TD)
107, Crabtree, SF at NE 12/16 (7 rec., 2 TD)
107, Austin, DAL vs. TB 09/23 (5 rec., 0 TD)
106, St. Johnson, BUF at IND 11/25 (6 rec., 0 TD)
106, Garcon, WAS vs. NYG 12/03 (8 rec., 1 TD)
106, Morgan, NO at NYG 12/09 (2 rec., 0 TD)
106, V. Davis, SF vs. BUF 10/07 (5 rec., 0 TD)
106, S. Smith, CAR at TB 09/09 (7 rec., 0 TD)
105, Shorts, JAX vs. IND 11/08 (6 rec., 1 TD)
105, Tate, SEA vs. STL 12/30 (3 rec., 0 TD)
105, McCoy, SEA vs. ARI 12/09 (3 rec., 0 TD)
105, Redman, PIT at TEN 10/11 (4 rec., 0 TD)
105, Shorts, JAX vs. TEN 11/25 (4 rec., 1 TD)
105, Bryant, DAL vs. CHI 10/01 (8 rec., 0 TD)
104, Maclin, PHI at TB 12/09 (9 rec., 1 TD)
104, Moore, OAK at ATL 10/14 (5 rec., 1 TD)
104, Cruz, NYG at WAS 12/03 (5 rec., 0 TD)
104, Harvin, MIN at IND 09/16 (12 rec., 0 TD)
104, Welker, NE vs. DEN 10/07 (13 rec., 1 TD)
104, Gronkowski, NE at BUF 09/30 (5 rec., 1 TD)
104, Sproles, NO at DAL 12/23 (ot) (7 rec., 0 TD)
104, S. Smith, CAR vs. NO 09/16 (3 rec., 0 TD)
103, Roberts, ARI at MIN 10/21 (7 rec., 1 TD)
103, Welker, NE at MIA 12/02 (12 rec., 1 TD)
103, Lewis, JAX at TEN 12/30 (7 rec., 0 TD)
103, D. Thomas, DEN vs. OAK 09/30 (5 rec., 0 TD)
102, Cobb, GB at HOU 10/14 (7 rec., 0 TD)
102, Hilton, IND vs. MIA 11/04 (6 rec., 1 TD)
102, D. Thomas, DEN vs. CLE 12/23 (9 rec., 1 TD)
102, White, ATL vs. DEN 09/17 (8 rec., 1 TD)
102, Cobb, GB vs. DET 12/09 (7 rec., 0 TD)
102, Olsen, CAR vs. DEN 11/11 (9 rec., 2 TD)
102, Alexander, SD vs. CIN 12/02 (6 rec., 0 TD)
102, Bowe, KC at BUF 09/16 (8 rec., 2 TD)
102, Amendola, STL at SF 11/11 (ot) (11 rec., 0 TD)
102, Wayne, IND vs. BUF 11/25 (8 rec., 0 TD)
101, Shorts, JAX at MIA 12/16 (6 rec., 0 TD)
101, Crabtree, SF at STL 12/02 (ot) (7 rec., 0 TD)
100, Ja. Jones, GB vs. TEN 12/23 (7 rec., 1 TD)
100, Hilton, IND at DET 12/02 (6 rec., 0 TD)
100, Gibson, STL at BUF 12/09 (6 rec., 1 TD)
100, Hilton, IND at NE 11/18 (6 rec., 2 TD)
100, Jackson, TB vs. WAS 09/30 (6 rec., 1 TD)
100, Jackson, PHI at NO 11/05 (3 rec., 1 TD)
100, T. Young, DET vs. SEA 10/28 (9 rec., 2 TD)
100, Streater, OAK vs. DEN 12/06 (4 rec., 0 TD)

100-Yard Rushing Games

251, Martin, TB at OAK 11/04 (25 att., 4 TD)
233, Charles, KC at NO 09/23 (ot) (33 att., 1 TD)
226, Charles, KC vs. IND 12/23 (22 att., 1 TD)
212, Peterson, MIN at STL 12/16 (24 att., 1 TD)
210, Peterson, MIN at GB 12/02 (21 att., 1 TD)
210, D. Williams, CAR at NO 12/30 (21 att., 2 TD)
200, Morris, WAS vs. DAL 12/30 (33 att., 3 TD)
200, Bradshaw, NYG vs. CLE 10/07 (30 att., 1 TD)



199, Peterson, MIN vs. GB 12/30 (34 att., 1 TD)
195, C. Johnson, TEN at BUF 10/21 (18 att., 2 TD)
182, Peterson, MIN at SEA 11/04 (17 att., 2 TD)
178, Brown, PHI vs. CAR 11/26 (19 att., 2 TD)
177, Jones-Drew, JAX at IND 09/23 (28 att., 1 TD)
172, Bush, MIA vs. OAK 09/16 (26 att., 2 TD)
171, Peterson, MIN vs. DET 11/11 (27 att., 1 TD)
169, Spiller, BUF at NYJ 09/09 (14 att., 1 TD)
169, Brown, PHI at DAL 12/02 (24 att., 2 TD)
165, Foster, HOU vs. IND 12/16 (27 att., 0 TD)
165, Charles, KC at CLE 12/09 (18 att., 1 TD)
161, Greene, NYJ vs. IND 10/14 (32 att., 3 TD)
154, Peterson, MIN vs. CHI 12/09 (31 att., 2 TD)
153, Peterson, MIN vs. ARI 10/21 (23 att., 1 TD)
152, Foster, HOU at NYJ 10/08 (29 att., 1 TD)
151, Ridley, NE vs. DEN 10/07 (28 att., 1 TD)
147, Redman, PIT at NYG 11/04 (26 att., 1 TD)
142, Martin, TB at ATL 12/30 (28 att., 1 TD)
141, C. Johnson, TEN vs. CHI 11/04 (16 att., 1 TD)
141, C. Johnson, TEN at HOU 09/30 (25 att., 0 TD)
140, Charles, KC vs. BAL 10/07 (31 att., 0 TD)
139, Jackson, STL at ARI 11/25 (24 att., 0 TD)
138, Spiller, BUF at MIA 12/23 (22 att., 0 TD)
138, Martin, TB at CAR 11/18 (ot) (24 att., 0 TD)
138, Griffin III, WAS vs. MIN 10/14 (13 att., 2 TD)
137, Bolden, NE at BUF 09/30 (16 att., 1 TD)
135, Martin, TB at MIN 10/25 (29 att., 1 TD)
131, Gore, SF vs. SEA 10/18 (16 att., 0 TD)
131, Murray, DAL at NYG 09/05 (20 att., 0 TD)
129, Green-Ellis, CIN vs. OAK 11/25 (19 att., 1 TD)
129, Morris, WAS vs. BAL 12/09 (ot) (23 att., 1 TD)
128, Martin, TB vs. PHI 12/09 (28 att., 1 TD)
128, Lynch, SEA vs. ARI 12/09 (11 att., 3 TD)
127, Charles, KC vs. CAR 12/02 (27 att., 0 TD)
127, Ridley, NE at STL 10/28 (15 att., 1 TD)
127, Stephens-Howling, ARI at ATL 11/18 (22 att., 1 TD)
126, C. Johnson, TEN at MIA 11/11 (23 att., 1 TD)
125, Ridley, NE at TEN 09/09 (21 att., 1 TD)
124, Lynch, SEA vs. NYJ 11/11 (27 att., 1 TD)
124, Lynch, SEA vs. MIN 11/04 (26 att., 1 TD)
124, Morris, WAS vs. NYG 12/03 (22 att., 0 TD)
123, Spiller, BUF vs. KC 09/16 (15 att., 2 TD)
123, Peterson, MIN vs. TB 10/25 (15 att., 1 TD)
123, McCoy, PHI vs. NYG 09/30 (23 att., 0 TD)
123, Pierce, BAL vs. NYG 12/23 (14 att., 0 TD)
122, McGahee, DEN vs. NO 10/28 (23 att., 1 TD)
122, Dwyer, PIT at CIN 10/21 (17 att., 0 TD)
122, Richardson, CLE vs. SD 10/28 (24 att., 1 TD)
122, C. Johnson, TEN vs. NYJ 12/17 (21 att., 1 TD)
122, Lynch, SEA vs. DAL 09/16 (26 att., 1 TD)
121, Rice, BAL at WAS 12/09 (ot) (20 att., 1 TD)
120, Morris, WAS at NYG 10/21 (22 att., 0 TD)
119, McCoy, PHI at NO 11/05 (19 att., 0 TD)
119, Moreno, DEN at OAK 12/06 (32 att., 1 TD)
118, Lynch, SEA at STL 09/30 (20 att., 1 TD)
118, Green-Ellis, CIN at SD 12/02 (25 att., 0 TD)
116, Newton, CAR vs. ATL 12/09 (9 att., 1 TD)
116, Bradshaw, NYG at SF 10/14 (27 att., 1 TD)
115, Moreno, DEN at BAL 12/16 (21 att., 1 TD)
115, Morris, WAS vs. ATL 10/07 (18 att., 0 TD)
114, McFadden, OAK at KC 10/28 (29 att., 0 TD)
113, Lynch, SEA at BUF 12/16 (10 att., 1 TD)
113, Morris, WAS at TB 09/30 (21 att., 1 TD)
113, Morris, WAS at DAL 11/22 (24 att., 1 TD)
113, McFadden, OAK vs. PIT 09/23 (18 att., 1 TD)
113, A. Brown, NYG at CAR 09/20 (20 att., 2 TD)
113, McGahee, DEN at ATL 09/17 (22 att., 2 TD)
112, Gore, SF at GB 09/09 (16 att., 1 TD)
112, McGahee, DEN vs. OAK 09/30 (19 att., 1 TD)
111, Foster, HOU vs. BUF 11/04 (24 att., 1 TD)
111, Lynch, SEA vs. SF 12/23 (26 att., 1 TD)
110, McFadden, OAK vs. KC 12/16 (30 att., 0 TD)
110, Foster, HOU at JAX 09/16 (28 att., 1 TD)
110, Pi. Thomas, NO at CAR 09/16 (9 att., 0 TD)
110, McCoy, PHI at CLE 09/09 (20 att., 0 TD)
109, F. Jackson, BUF vs. JAX 12/02 (25 att., 0 TD)



109, Richardson, CLE at CIN 09/16 (19 att., 1 TD)
 108, Turbin, SEA vs. ARI 12/09 (20 att., 0 TD)
 108, Peterson, MIN at CHI 11/25 (18 att., 0 TD)
 107, Bradshaw, NYG vs. PHI 12/30 (16 att., 1 TD)
107, Rice, BAL vs. NYG 12/23 (24 att., 0 TD)
 107, Charles, KC vs. DEN 11/25 (23 att., 0 TD)
 107, Spiller, BUF at IND 11/25 (14 att., 0 TD)
 107, Dwyer, PIT vs. WAS 10/28 (17 att., 0 TD)
 107, Forte, CHI at JAX 10/07 (22 att., 0 TD)
 106, Ridley, NE at BUF 09/30 (22 att., 2 TD)
 106, Green-Ellis, CIN at PHI 12/13 (25 att., 1 TD)
 106, Gore, SF vs. BUF 10/07 (14 att., 1 TD)
 105, Lynch, SEA at DET 10/28 (12 att., 1 TD)
 105, Richardson, CLE vs. BAL 11/04 (25 att., 0 TD)
 105, Ballard, IND at HOU 12/16 (18 att., 0 TD)
 105, Foster, HOU at DEN 09/23 (25 att., 0 TD)
 104, Greene, NYJ vs. ARI 12/02 (24 att., 0 TD)
 104, Bush, MIA vs. JAX 12/16 (21 att., 0 TD)
 104, Stephens-Howling, ARI at MIN 10/21 (20 att., 1 TD)
 103, Lynch, SEA at SF 10/18 (19 att., 0 TD)
 103, Forte, CHI at TEN 11/04 (12 att., 1 TD)
 103, Forte, CHI at DET 12/30 (24 att., 1 TD)
 103, Reece, OAK vs. NO 11/18 (19 att., 0 TD)
 103, Turner, ATL vs. CAR 09/30 (13 att., 0 TD)
 103, Spiller, BUF vs. SEA 12/16 (17 att., 1 TD)
 103, Bradshaw, NYG at WAS 12/03 (24 att., 0 TD)
 102, Foster, HOU at DET 11/22 (ot) (20 att., 2 TD)
 102, Foster, HOU at CHI 11/11 (29 att., 0 TD)
 102, Peterson, MIN at DET 09/30 (21 att., 0 TD)
 102, Turner, ATL vs. DAL 11/04 (20 att., 1 TD)
102, Rice, BAL at KC 10/07 (17 att., 0 TD)
 101, Green-Ellis, CIN at KC 11/18 (25 att., 1 TD)
101, Rice, BAL vs. NE 09/23 (20 att., 1 TD)
 101, Hillis, KC vs. IND 12/23 (15 att., 0 TD)
 101, Jackson, STL at SF 11/11 (ot) (29 att., 1 TD)
 100, Lynch, SEA vs. STL 12/30 (18 att., 0 TD)
 100, Wilson, NYG vs. NO 12/09 (13 att., 2 TD)
 100, Leshoure, DET at TEN 09/23 (ot) (26 att., 1 TD)
 100, Charles, KC at PIT 11/12 (ot) (23 att., 1 TD)

NFL / LEADING PASSERS

Player, Team	Att	Comp	Pct Comp	Yds	Avg Gain	TD	Pct TD	Long	Int	Pct Int	Rating Points
Rodgers, G.B.	552	371	67.2	4295	7.78	39	7.1	73	8	1.4	108.0
Manning, Den.	583	400	68.6	4659	7.99	37	6.3	71t	11	1.9	105.8
*Griffin III, Was.	393	258	65.6	3200	8.14	20	5.1	88t	5	1.3	102.4
*Wilson, Sea.	393	252	64.1	3118	7.93	26	6.6	67	10	2.5	100.0
Ryan, Atl.	615	422	68.6	4719	7.67	32	5.2	80t	14	2.3	99.1
Brady, N.E.	637	401	63.0	4827	7.58	34	5.3	83t	8	1.3	98.7
Roethlisberger, Pit.	449	284	63.3	3265	7.27	26	5.8	82t	8	1.8	97.0
Brees, N.O.	670	422	63.0	5177	7.73	43	6.4	80t	19	2.8	96.3
Schaub, Hou.	544	350	64.3	4008	7.37	22	4.0	60t	12	2.2	90.7
Romo, Dal.	648	425	65.6	4903	7.57	28	4.3	85t	19	2.9	90.5
Rivers, S.D.	527	338	64.1	3606	6.84	26	4.9	80t	15	2.8	88.6
Flacco, Bal.	531	317	59.7	3817	7.19	22	4.1	61t	10	1.9	87.7
Dalton, Cin.	528	329	62.3	3669	6.95	27	5.1	59t	16	3.0	87.4
Manning, NY-G	536	321	59.9	3948	7.37	26	4.9	80t	15	2.8	87.2
Newton, Car.	485	280	57.7	3869	7.98	19	3.9	82	12	2.5	86.2
Palmer, Oak.	565	345	61.1	4018	7.11	22	3.9	64t	14	2.5	85.3
Fitzpatrick, Buf.	505	306	60.6	3400	6.73	24	4.8	68t	16	3.2	83.3
Bradford, St.L	551	328	59.5	3702	6.72	21	3.8	80t	13	2.4	82.6
Freeman, T.B.	558	306	54.8	4065	7.28	27	4.8	95	17	3.0	81.6
Cutler, Chi.	434	255	58.8	3033	6.99	19	4.4	60t	14	3.2	81.3
Ponder, Min.	483	300	62.1	2935	6.08	18	3.7	65	12	2.5	81.2
Stafford, Det.	727	435	59.8	4967	6.83	20	2.8	57	17	2.3	79.8
*Foles, Phi.	265	161	60.8	1699	6.41	6	2.3	46	5	1.9	79.1
Vick, Phi.	351	204	58.1	2362	6.73	12	3.4	77t	10	2.8	78.1
Gabbert, Jac.	278	162	58.3	1662	5.98	9	3.2	80t	6	2.2	77.4
*Luck, Ind.	627	339	54.1	4374	6.98	23	3.7	70t	18	2.9	76.5
*Tannehill, Mia.	484	282	58.3	3294	6.81	12	2.5	80t	13	2.7	76.1
Locker, Ten.	314	177	56.4	2176	6.93	10	3.2	71t	11	3.5	74.0
*Weeden, Cle.	517	297	57.4	3385	6.55	14	2.7	71t	17	3.3	72.6
Henne, Jac.	308	166	53.9	2084	6.77	11	3.6	81t	11	3.6	72.2
Sanchez, NY-J	453	246	54.3	2883	6.36	13	2.9	66	18	4.0	66.9
Cassel, K.C.	277	161	58.1	1796	6.48	6	2.2	46	12	4.3	66.7

**NFL / LEADING PASSERS, RANKS**

Player, Team	Pct			Avg		Pct			Pct Rating	
	Att	Comp	Comp	Yds	Gain	TD	Long	Int	Int	Points
Rodgers, G.B.	10	7	3	8	5	2	1	4t	3	1
Manning, Den.	7	6	2	6	2	3	4	10t	6t	2
*Griffin III, Was.	25t	23	4	22	1	19t	9	1t	2	3
*Wilson, Sea.	25t	25	8	23	4	9t	2	7t	16	4
Ryan, Atl.	6	3t	1	5	7	5	7	19t	10	5
Brady, N.E.	4	5	11	4	8	4	6	4t	1	6
Roethlisberger, Pit.	23	20	9	21	13	9t	5	4t	4	7
Brees, N.O.	2	3t	10	1	6	1	3	31t	19	8
Schaub, Hou.	12	8	6	11	10	15t	17	13t	9	9
Romo, Dal.	3	2	5	3	9	6	15	31t	23	10
Rivers, S.D.	16	11	7	17	20	9t	10	22t	20	11
Flacco, Bal.	14	15	19	14	14	15t	16	7t	5	12
Dalton, Cin.	15	12	12	16	18	7t	8	24t	24	13
Manning, NY-G	13	14	17	12	11	9t	11	22t	18	14
Newton, Car.	19	22	26	13	3	21t	18	13t	13	15
Palmer, Oak.	8	9	14	10	15	15t	19	19t	14	16
Fitzpatrick, Buf.	18	16t	16	18	24	13	13	24t	26	17
Bradford, St.L	11	13	20	15	26	18	20	17t	12	18
Freeman, T.B.	9	16t	29	9	12	7t	12	26t	25	19
Cutler, Chi.	24	24	21	24	16	21t	14	19t	27	20
Ponder, Min.	21	18	13	25	31	23	21	13t	15	21
Stafford, Det.	1	1	18	2	21	19t	28	26t	11	22
*Foles, Phi.	32	31t	15	33	29	35t	31	1t	6t	23
Vick, Phi.	27	27	25	27	25	27t	24	7t	21	24
Gabbert, Jac.	30	30	22	34	32	32	25	3	8	25
*Luck, Ind.	5	10	31	7	17	14	22	29t	22	26
*Tannehill, Mia.	20	21	23	20	22	27t	30	17t	17	27
Locker, Ten.	28	28	28	28	19	30t	26	10t	29	28
*Weeden, Cle.	17	19	27	19	27	24	29	26t	28	29
Henne, Jac.	29	29	32	29	23	29	23	10t	30	30
Sanchez, NY-J	22	26	30	26	30	25t	27	29t	31	31
Cassel, K.C.	31	31t	24	31	28	35t	32	13t	32	32

NFL / FOURTH-QUARTER PASSING LEADERS

Rank	Player, Team	Att	Comp	Comp%	Yards	YPA	TD	TD%	Int	Int%	Rating
1)	Cutler, Chi.	90	57	63.3	853	9.48	8	8.9	2	2.2	114.7
2)	Rodgers, G.B.	117	75	64.1	948	8.10	11	9.4	2	1.7	113.5
3)	Manning, Den.	123	72	58.5	847	6.89	9	7.3	0	0.0	103.9
4)	Flacco, Bal.	99	62	62.6	759	7.67	5	5.1	0	0.0	103.1
5)	*Wilson, Sea.	105	64	61.0	796	7.58	7	6.7	1	1.0	102.7
6)	Romo, Dal.	187	122	65.2	1448	7.74	12	6.4	4	2.1	101.2
7)	Kaepernick, S.F.	47	32	68.1	391	8.32	2	4.3	1	2.1	98.8
8)	Brady, N.E.	141	87	61.7	1059	7.51	7	5.0	1	0.7	98.4
9)	Kolb, Ariz	48	33	68.8	382	7.96	3	6.3	2	4.2	96.0
10)	Ryan, Atl.	157	107	68.2	1186	7.55	6	3.8	3	1.9	95.1
11)	Dalton, Cin.	125	80	64.0	971	7.77	9	7.2	5	4.0	95.1
12)	Newton, Car.	119	75	63.0	1147	9.64	5	4.2	4	3.4	94.8
13)	Roethlisberger, Pit.	95	59	62.1	719	7.57	6	6.3	3	3.2	93.3
14)	Manning, NY-G	106	57	53.8	761	7.18	8	7.5	3	2.8	90.2
15)	Bradford, St.L	166	99	59.6	1085	6.54	9	5.4	4	2.4	87.0
16)	Palmer, Oak.	178	111	62.4	1266	7.11	8	4.5	5	2.8	87.0
17)	*Griffin III, Was.	126	79	62.7	841	6.67	4	3.2	2	1.6	86.1
18)	Ponder, Min.	145	87	60.0	940	6.48	8	5.5	4	2.8	86.0
19)	Gabbert, Jac.	84	52	61.9	519	6.18	4	4.8	2	2.4	85.4
20)	Hasselbeck, Ten.	84	54	64.3	468	5.57	4	4.8	2	2.4	84.8
21)	Stafford, Det.	254	144	56.7	1719	6.77	9	3.5	3	1.2	84.4
22)	J. Skelton, Ariz	57	33	57.9	385	6.75	1	1.8	0	0.0	84.3
23)	*Tannehill, Mia.	140	77	55.0	999	7.14	6	4.3	3	2.1	83.0
24)	Freeman, T.B.	166	91	54.8	1219	7.34	6	3.6	3	1.8	82.9
25)	Vick, Phi.	90	50	55.6	555	6.17	4	4.4	2	2.2	79.6
26)	Brees, N.O.	179	103	57.5	1277	7.13	7	3.9	6	3.4	78.8
27)	*Weeden, Cle.	122	71	58.2	888	7.28	5	4.1	5	4.1	77.5
28)	Schaub, Hou.	92	62	67.4	578	6.28	3	3.3	4	4.3	77.2
29)	*Luck, Ind.	163	87	53.4	1165	7.15	7	4.3	6	3.7	75.3
30)	Sanchez, NY-J	119	63	52.9	766	6.44	4	3.4	3	2.5	73.7
31)	Fitzpatrick, Buf.	132	80	60.6	755	5.72	7	5.3	7	5.3	72.0
32)	*Foles, Phi.	98	52	53.1	518	5.29	2	2.0	1	1.0	70.9
33)	Cassel, K.C.	91	50	54.9	574	6.31	4	4.4	4	4.4	70.5
34)	Henne, Jac.	121	66	54.5	824	6.81	4	3.3	5	4.1	69.7
35)	Locker, Ten.	69	37	53.6	533	7.72	3	4.3	4	5.8	69.3
36)	Rivers, S.D.	126	79	62.7	807	6.40	5	4.0	8	6.3	67.8
37)	Quinn, K.C.	63	27	42.9	287	4.56	0	0.0	1	1.6	50.2
38)	*Lindley, Ariz	45	21	46.7	160	3.56	0	0.0	1	2.2	46.5

**NFL / THIRD-DOWN PASSING LEADERS**

Rank	Player, Team	Att	Comp	Comp%	Yards	YPA	TD	TD%	Int	Int%	Rating
1)	Rodgers, G.B.	144	92	63.9	1298	9.01	9	6.3	1	0.7	110.8
2)	Brady, N.E.	150	92	61.3	1133	7.55	13	8.7	1	0.7	110.8
3)	Roethlisberger, Pit.	124	75	60.5	918	7.40	10	8.1	1	0.8	106.9
4)	Manning, Den.	151	95	62.9	1228	8.13	11	7.3	4	2.6	101.6
5)	*Wilson, Sea.	125	75	60.0	942	7.54	6	4.8	1	0.8	96.2
6)	Vick, Phi.	95	55	57.9	660	6.95	7	7.4	2	2.1	95.1
7)	*Griffin III, Was.	105	62	59.0	613	5.84	7	6.7	1	1.0	93.9
8)	Ryan, Atl.	160	108	67.5	1195	7.47	7	4.4	5	3.1	91.0
9)	Brees, N.O.	173	97	56.1	1452	8.39	7	4.0	3	1.7	90.0
10)	Palmer, Oak.	151	90	59.6	1009	6.68	6	4.0	2	1.3	87.3
11)	Fitzpatrick, Buf.	140	86	61.4	1003	7.16	8	5.7	5	3.6	87.3
12)	Flacco, Bal.	148	84	56.8	1076	7.27	7	4.7	3	2.0	87.0
13)	Schaub, Hou.	140	87	62.1	921	6.58	7	5.0	4	2.9	86.0
14)	Stafford, Det.	200	115	57.5	1364	6.82	8	4.0	4	2.0	83.4
15)	Rivers, S.D.	155	93	60.0	1189	7.67	9	5.8	8	5.2	81.9
16)	Locker, Ten.	91	51	56.0	662	7.27	3	3.3	2	2.2	80.9
17)	Freeman, T.B.	153	87	56.9	1163	7.60	7	4.6	6	3.9	80.1
18)	Newton, Car.	123	62	50.4	890	7.24	7	5.7	4	3.3	79.7
19)	Henne, Jac.	83	40	48.2	544	6.55	6	7.2	3	3.6	78.6
20)	Ponder, Min.	151	93	61.6	967	6.40	6	4.0	6	4.0	76.8
21)	Cutler, Chi.	135	77	57.0	851	6.30	5	3.7	4	3.0	75.9
22)	*Luck, Ind.	170	87	51.2	1295	7.62	7	4.1	6	3.5	75.5
23)	Manning, NY-G	137	75	54.7	1029	7.51	6	4.4	6	4.4	75.3
24)	Romo, Dal.	161	95	59.0	1177	7.31	5	3.1	7	4.3	74.0
25)	Dalton, Cin.	139	66	47.5	933	6.71	10	7.2	7	5.0	72.6
26)	Sanchez, NY-J	138	74	53.6	775	5.62	6	4.3	4	2.9	72.6
27)	Bradford, St.L	151	82	54.3	955	6.32	3	2.0	4	2.6	69.3
28)	*Weeden, Cle.	157	91	58.0	1007	6.41	6	3.8	8	5.1	68.6
29)	Gabbert, Jac.	80	45	56.3	370	4.63	0	0.0	0	0.0	68.2
30)	*Tannehill, Mia.	144	85	59.0	946	6.57	3	2.1	7	4.9	65.3

NFL / LEADING RUSHERS

Rank	Player, Team	Att	Yards	Avg	Long	TD
1)	Peterson, Min.	348	2097	6.0	82t	12
2)	*Morris, Was.	335	1613	4.8	39t	13
3)	Lynch, Sea.	315	1590	5.0	77t	11
4)	Charles, K.C.	285	1509	5.3	91t	5
5)	*Martin, T.B.	319	1454	4.6	70t	11
6)	Foster, Hou.	351	1424	4.1	46	15
7)	Ridley, N.E.	290	1263	4.4	41	12
8)	Spiller, Buf.	207	1244	6.0	62	6
9)	C. Johnson, Ten.	276	1243	4.5	94t	6
10)	Gore, S.F.	258	1214	4.7	37	8
11)	Rice, Bal.	257	1143	4.4	46	9
12t)	Forte, Chi.	248	1094	4.4	46	5
12t)	Green-Ellis, Cin.	278	1094	3.9	48	6
14)	Greene, NY-J	276	1063	3.9	36	8
15)	Jackson, St.L	257	1042	4.1	46	4
16)	Bradshaw, NY-G	221	1015	4.6	37	6
17)	Bush, Mia.	227	986	4.3	65t	6
18)	*Richardson, Cle.	267	950	3.6	32t	11
19)	McCoy, Phi.	200	840	4.2	34	2
20)	*Griffin III, Was. (QB)	120	815	6.8	76t	7
21)	*Ballard, Ind.	211	814	3.9	26	2
22)	Turner, Atl.	222	800	3.6	43	10
23)	Leshoure, Det.	215	798	3.7	16	9
24)	Newton, Car. (QB)	127	741	5.8	72t	8
25)	D. Williams, Car.	173	737	4.3	65	5
26)	McGahee, Den.	167	731	4.4	31	4
27t)	Mathews, S.D.	184	707	3.8	31	1
27t)	McFadden, Oak.	216	707	3.3	64t	2
29)	Murray, Dal.	161	663	4.1	48	4
30)	Dwyer, Pit.	156	623	4.0	34	2
31)	Ingram, N.O.	156	602	3.9	31	5
32)	*Brown, Phi.	115	564	4.9	65t	4
33)	*Pierce, Bal.	108	532	4.9	78	1
34)	Moreno, Den.	138	525	3.8	20	4
35)	*Wilson, Sea. (QB)	94	489	5.2	25t	4
36)	*D. Richardson, St.L	98	475	4.8	53	0
37)	Pi. Thomas, N.O.	105	473	4.5	48	1
38)	Green, G.B.	135	464	3.4	41	0
39t)	F. Jackson, Buf.	115	437	3.8	15	3
39t)	Powell, NY-J	110	437	4.0	18	4



41)	D. Brown, Ind.	108	417	3.9	19	1
42)	Kaepernick, S.F. (QB)	63	415	6.6	50t	5
43t)	Bell, Det.	82	414	5.0	67	3
43t)	Jones-Drew, Jac.	86	414	4.8	59t	1
45)	Bush, Chi.	114	411	3.6	20	5
46)	Redman, Pit.	110	410	3.7	28	2
47)	F. Jones, Dal.	111	402	3.6	22t	3
48)	A. Brown, NY-G	73	385	5.3	31	8
49)	Forsett, Hou.	63	374	5.9	81t	1
50)	Hunter, S.F.	72	371	5.2	26	2

NFL / THIRD-AND-ONE RUSHING LEADERS

Rank	Player, Team	Att	FD	Pct
1t)	Greene, NY-J	10	10	100.0
1t)	Freeman, T.B.	6	6	100.0
1t)	Brady, N.E.	5	5	100.0
1t)	Gabbert, Jac.	5	5	100.0
1t)	Rodgers, G.B.	5	5	100.0
1t)	F. Jackson, Buf.	4	4	100.0
1t)	Palmer, Oak.	4	4	100.0
8)	Green-Ellis, Cin.	15	14	93.3
9)	Murray, Dal.	10	9	90.0
10)	Newton, Car.	9	8	88.9
11)	Robinson, Sea.	7	6	85.7
12)	Bradshaw, NY-G	11	9	81.8
13t)	Ball, Den.	5	4	80.0
13t)	A. Brown, NY-G	5	4	80.0
13t)	Dalton, Cin.	5	4	80.0
16t)	Bush, Chi.	9	7	77.8
16t)	Tolbert, Car.	9	7	77.8
18)	Ridley, N.E.	13	10	76.9
19t)	C. Johnson, Ten.	8	6	75.0
19t)	Rice, Bal.	8	6	75.0
21)	Ingram, N.O.	11	8	72.7
22)	Foster, Hou.	19	13	68.4
23t)	McGahee, Den.	12	8	66.7
23t)	*Morris, Was.	9	6	66.7
23t)	Bush, Mia.	6	4	66.7
23t)	Charles, K.C.	6	4	66.7
27)	Peterson, Min.	11	7	63.6
28t)	Flacco, Bal.	8	5	62.5
28t)	Redman, Pit.	8	5	62.5
30)	Jackson, St.L	12	7	58.3
31t)	Green, G.B.	7	4	57.1
31t)	Thomas, Mia.	7	4	57.1
33)	Battle, S.D.	11	6	54.5

NFL / LEADERS IN RECEPTIONS

Rank	Player, Team	Rec	Yards	Avg	Long	TD
1)	C. Johnson, Det.	122	1964	16.1	53	5
2t)	Marshall, Chi.	118	1508	12.8	56	11
2t)	Welker, N.E.	118	1354	11.5	59	6
4)	A. Johnson, Hou.	112	1598	14.3	60t	4
5)	Witten, Dal. (TE)	110	1039	9.4	36	3
6)	Wayne, Ind.	106	1355	12.8	33	5
7)	Green, Cin.	97	1350	13.9	73t	11
8)	D. Thomas, Den.	94	1434	15.3	71t	10
9)	Gonzalez, Atl. (TE)	93	930	10.0	25	8
10t)	Bryant, Dal.	92	1382	15.0	85t	12
10t)	White, Atl.	92	1351	14.7	59	7
12)	Cruz, NY-G	86	1092	12.7	80t	10
13t)	Crabtree, S.F.	85	1105	13.0	49t	9
13t)	Decker, Den.	85	1064	12.5	55	13
13t)	J. Graham, N.O. (TE)	85	982	11.6	46	9
16)	Colston, N.O.	83	1154	13.9	60	10
17)	Cobb, G.B.	80	954	11.9	39t	8
18t)	Jones, Atl.	79	1198	15.2	80t	10
18t)	St. Johnson, Buf.	79	1046	13.2	63	6
18t)	Myers, Oak. (TE)	79	806	10.2	29	4
21)	Sproles, N.O. (RB)	75	667	8.9	44	7
22t)	Hartline, Mia.	74	1083	14.6	80t	1
22t)	Lloyd, N.E.	74	911	12.3	53	4
24)	S. Smith, Car.	73	1174	16.1	66	4
25)	Jackson, T.B.	72	1384	19.2	95	8
26t)	Miller, Pit. (TE)	71	816	11.5	43	8
26t)	Fitzgerald, Ariz	71	798	11.2	37t	4



28t) Maclin, Phi.	69	857	12.4	70t	7
28t) Olsen, Car. (TE)	69	843	12.2	47t	5
30t) Austin, Dal.	66	943	14.3	49	6
30t) A. Brown, Pit.	66	787	11.9	60t	5
32t) Moore, N.O.	65	1041	16.0	51	6
32t) Boldin, Bal.	65	921	14.2	43	4
34t) *Blackmon, Jac.	64	865	13.5	81t	5
34t) Wallace, Pit.	64	836	13.1	82t	8
34t) Ja. Jones, G.B.	64	784	12.3	49	14
34t) Roberts, Ariz	64	759	11.9	46t	5
34t) Gresham, Cin. (TE)	64	737	11.5	55t	5
34t) *Wright, Ten.	64	626	9.8	38	4
40t) Williams, T.B.	63	996	15.8	65	9
40t) Amendola, St.L	63	666	10.6	56	3
42t) Daniels, Hou. (TE)	62	716	11.5	39t	6
42t) Harvin, Min.	62	677	10.9	45	3
44t) Bess, Mia.	61	778	12.8	39	1
44t) Pitta, Bal. (TE)	61	669	11.0	61t	7
44t) Finley, G.B. (TE)	61	667	10.9	40	2
44t) Rice, Bal. (RB)	61	478	7.8	43	1
48) Avery, Ind.	60	781	13.0	48	3
49t) Bowe, K.C.	59	801	13.6	47	3
49t) Pettigrew, Det. (TE)	59	567	9.6	24	3

NFL / RECEIVING YARDAGE LEADERS

Rank	Player, Team	Yards	Rec	Avg	Long	TD
1)	C. Johnson, Det.	1964	122	16.1	53	5
2)	A. Johnson, Hou.	1598	112	14.3	60t	4
3)	Marshall, Chi.	1508	118	12.8	56	11
4)	D. Thomas, Den.	1434	94	15.3	71t	10
5)	Jackson, T.B.	1384	72	19.2	95	8
6)	Bryant, Dal.	1382	92	15.0	85t	12
7)	Wayne, Ind.	1355	106	12.8	33	5
8)	Welker, N.E.	1354	118	11.5	59	6
9)	White, Atl.	1351	92	14.7	59	7
10)	Green, Cin.	1350	97	13.9	73t	11
11)	Jones, Atl.	1198	79	15.2	80t	10
12)	S. Smith, Car.	1174	73	16.1	66	4
13)	Colston, N.O.	1154	83	13.9	60	10
14)	Crabtree, S.F.	1105	85	13.0	49t	9
15)	Cruz, NY-G	1092	86	12.7	80t	10
16)	Hartline, Mia.	1083	74	14.6	80t	1
17)	Decker, Den.	1064	85	12.5	55	13
18)	St. Johnson, Buf.	1046	79	13.2	63	6
19)	Moore, N.O.	1041	65	16.0	51	6
20)	Witten, Dal. (TE)	1039	110	9.4	36	3
21)	Williams, T.B.	996	63	15.8	65	9
22)	J. Graham, N.O. (TE)	982	85	11.6	46	9
23)	Shorts, Jac.	979	55	17.8	80t	7
24)	Cobb, G.B.	954	80	11.9	39t	8
25)	Austin, Dal.	943	66	14.3	49	6
26)	Gonzalez, Atl. (TE)	930	93	10.0	25	8
27) Boldin, Bal.	921	65	14.2	43	4	
28)	Lloyd, N.E.	911	74	12.3	53	4
29)	*Blackmon, Jac.	865	64	13.5	81t	5
30)	*Hilton, Ind.	861	50	17.2	70t	7
31)	Maclin, Phi.	857	69	12.4	70t	7
32) T. Smith, Bal.	855	49	17.4	54	8	
33)	Olsen, Car. (TE)	843	69	12.2	47t	5
34)	Wallace, Pit.	836	64	13.1	82t	8
35)	Kerley, NY-J	827	56	14.8	66	2
36)	Miller, Pit. (TE)	816	71	11.5	43	8
37)	Floyd, S.D.	814	56	14.5	39	5
38)	Myers, Oak. (TE)	806	79	10.2	29	4
39)	*Gordon, Cle.	805	50	16.1	71t	5
40)	Bowe, K.C.	801	59	13.6	47	3
41)	Fitzgerald, Ariz	798	71	11.2	37t	4
42)	Gronkowski, N.E. (TE)	790	55	14.4	41	11
43)	A. Brown, Pit.	787	66	11.9	60t	5
44)	Ja. Jones, G.B.	784	64	12.3	49	14
45)	Avery, Ind.	781	60	13.0	48	3
46)	Bess, Mia.	778	61	12.8	39	1
47)	Roberts, Ariz	759	64	11.9	46t	5
48)	Rice, Sea.	748	50	15.0	46t	7
49)	Washington, Ten.	746	46	16.2	71t	4
50)	Nelson, G.B.	745	49	15.2	73	7



NFL / THIRD-DOWN RECEIVING LEADERS

Rank	Player, Team	Rec	Yards	Avg	Long	TD
1)	Marshall, Chi.	39	500	12.8	31t	5
2)	C. Johnson, Det.	32	526	16.4	53	1
3)	Wayne, Ind.	31	451	14.5	30t	3
4t)	Crabtree, S.F.	30	355	11.8	30	5
4t)	Welker, N.E.	30	318	10.6	25	2
6t)	D. Thomas, Den.	27	412	15.3	46	4
6t)	Cruz, NY-G	27	375	13.9	80t	3
8t)	White, Atl.	26	393	15.1	44t	2
8t)	J. Graham, N.O. (TE)	26	291	11.2	46	2
8t)	Gonzalez, Atl. (TE)	26	249	9.6	21	2
11t)	St. Johnson, Buf.	25	363	14.5	49t	3
11t)	Decker, Den.	25	355	14.2	30	4
13t)	Colston, N.O.	24	430	17.9	60	1
13t)	Cobb, G.B.	24	386	16.1	39t	4
13t)	Bess, Mia.	24	254	10.6	23	1
16t)	A. Johnson, Hou.	23	286	12.4	43	1
16t)	Witten, Dal. (TE)	23	219	9.5	23	1
18t)	S. Smith, Car.	22	346	15.7	35	3
18t)	*Wright, Ten.	22	232	10.5	36	2
20t)	Jackson, T.B.	21	419	20.0	64	2
20t)	Williams, T.B.	21	342	16.3	61t	4
20t)	Boldin, Bal.	21	294	14.0	39	0
20t)	Bowe, K.C.	21	291	13.9	29t	1
20t)	Gresham, Cin. (TE)	21	281	13.4	55t	3
20t)	Ja. Jones, G.B.	21	245	11.7	49	3
20t)	Amendola, St.L	21	209	10.0	17	1
27t)	Moore, N.O.	20	384	19.2	51	1
27t)	Bryant, Dal.	20	298	14.9	38	2
27t)	Fitzgerald, Ariz	20	208	10.4	31t	2
27t)	Myers, Oak. (TE)	20	178	8.9	22	0
31t)	*Blackmon, Jac.	19	356	18.7	81t	2
31t)	Kerley, NY-J	19	214	11.3	40	1
31t)	Pitta, Bal. (TE)	19	211	11.1	36	3
31t)	Rice, Bal. (RB)	19	176	9.3	43	0
31t)	R. Brown, S.D. (RB)	19	129	6.8	21	0
36t)	Sanders, Pit.	18	280	15.6	37	0
36t)	*Streater, Oak.	18	277	15.4	58	1
36t)	Tate, Sea.	18	256	14.2	49	1
36t)	Avant, Phi.	18	246	13.7	39	0
36t)	Washington, Ten.	18	241	13.4	49	0
36t)	Avery, Ind.	18	240	13.3	28	1
36t)	A. Brown, Pit.	18	238	13.2	25	2
36t)	Hawkins, Cin.	18	223	12.4	50t	2
36t)	Daniels, Hou. (TE)	18	216	12.0	29	2
36t)	Jenkins, Min.	18	207	11.5	32	1
36t)	Jones, Atl.	18	203	11.3	31	2
36t)	Watson, Cle. (TE)	18	162	9.0	23	1
36t)	Foster, Hou. (RB)	18	105	5.8	18	1
49t)	Wallace, Pit.	17	263	15.5	51t	4
49t)	Austin, Dal.	17	253	14.9	36	0
49t)	Rudolph, Min. (TE)	17	217	12.8	29	2
49t)	Miller, Pit. (TE)	17	169	9.9	23	3
49t)	Little, Cle.	17	165	9.7	23	1

NFL / LEADING SCORERS, NONKICKERS

Rank	Player, Team	TD	Rush	Rec	Ret	X2	Pts
1)	Foster, Hou. (RB)	17	15	2	0	0	102
2)	Ja. Jones, G.B. (WR)	14	0	14	0	0	84
3)	Peterson, Min. (RB)	13	12	1	0	1	80
4t)	Decker, Den. (WR)	13	0	13	0	0	78
4t)	*Morris, Was. (RB)	13	13	0	0	0	78
6)	Bryant, Dal. (WR)	12	0	12	0	1	74
7t)	Lynch, Sea. (RB)	12	11	1	0	0	72
7t)	*Martin, T.B. (RB)	12	11	1	0	0	72
7t)	*Richardson, Cle. (RB)	12	11	1	0	0	72
7t)	Ridley, N.E. (RB)	12	12	0	0	0	72
11t)	Green, Cin. (WR)	11	0	11	0	0	66
11t)	Gronkowski, N.E. (TE)	11	0	11	0	0	66
11t)	Marshall, Chi. (WR)	11	0	11	0	0	66
11t)	Turner, Atl. (RB)	11	10	1	0	0	66
15t)	Colston, N.O. (WR)	10	0	10	0	0	60
15t)	Cruz, NY-G (WR)	10	0	10	0	0	60
15t)	Gore, S.F. (RB)	10	8	1	1	0	60
15t)	Jones, Atl. (WR)	10	0	10	0	0	60



15t) Rice, Bal. (RB)	10	9	1	0	0	60
15t) D. Thomas, Den. (WR)	10	0	10	0	0	60
21) Rudolph, Min. (TE)	9	0	9	0	1	56
22t) Cobb, G.B. (WR)	9	0	8	1	0	54
22t) Crabtree, S.F. (WR)	9	0	9	0	0	54
22t) J. Graham, N.O. (TE)	9	0	9	0	0	54
22t) Leshoure, Det. (RB)	9	9	0	0	0	54
22t) Williams, T.B. (WR)	9	0	9	0	0	54
27t) A. Brown, NY-G (RB)	8	8	0	0	1	50
27t) Jackson, T.B. (WR)	8	0	8	0	1	50
27t) Miller, Pit. (TE)	8	0	8	0	1	50
27t) Sproles, N.O. (RB)	8	1	7	0	1	50
31t) Bush, Mia. (RB)	8	6	2	0	0	48
31t) Gonzalez, Atl. (TE)	8	0	8	0	0	48
31t) Greene, NY-J (RB)	8	8	0	0	0	48
31t) *Hilton, Ind. (WR)	8	0	7	1	0	48
31t) Moss, Was. (WR)	8	0	8	0	0	48
31t) Newton, Car. (QB)	8	8	0	0	0	48
31t) T. Smith, Bal. (WR)	8	0	8	0	0	48
31t) Spiller, Buf. (RB)	8	6	2	0	0	48
31t) Wallace, Pit. (WR)	8	0	8	0	0	48
40) Nelson, G.B. (WR)	7	0	7	0	1	44
41t) Alexander, S.D. (WR)	7	0	7	0	0	42
41t) Gates, S.D. (TE)	7	0	7	0	0	42
41t) *Griffin III, Was. (QB)	7	7	0	0	0	42
41t) Maclin, Phi. (WR)	7	0	7	0	0	42
41t) Moore, Oak. (WR)	7	0	7	0	0	42
41t) Pitta, Bal. (TE)	7	0	7	0	0	42
41t) Rice, Sea. (WR)	7	0	7	0	0	42
41t) Shorts, Jac. (WR)	7	0	7	0	0	42
41t) Tate, Sea. (WR)	7	0	7	0	0	42
41t) Tolbert, Car. (RB)	7	7	0	0	0	42
41t) White, Atl. (WR)	7	0	7	0	0	42
41t) D. Williams, Car. (RB)	7	5	2	0	0	42
41t) Woodhead, N.E. (RB)	7	4	3	0	0	42

NFL / LEADING SCORERS, KICKERS

Rank	Player, Team	PAT	FG	Pct	Long	Pts
1)	Gostkowski, N.E.	66/66	29/35	.829	53	153
2)	Tynes, NY-G	46/46	33/39	.846	50	145
3)	Bryant, Atl.	44/44	33/38	.868	55	143
4)	*Walsh, Min.	36/36	35/38	.921	56	141
5)	S. Graham, Hou.	45/45	31/38	.816	51	138
6)	Hanson, Det.	38/38	32/36	.889	53	134
7)	Prater, Den.	55/55	26/32	.813	53	133
8)	*Tucker, Bal.	42/42	30/33	.909	56	132
9)	Akers, S.F.	44/44	29/42	.690	63	131
10)	Bailey, Dal.	37/37	29/31	.935	51	124
11)	Barth, T.B.	39/39	28/33	.848	57	123
12t)	Hauschka, Sea.	46/48	24/27	.889	52	118
12t)	Janikowski, Oak.	25/25	31/34	.912	57	118
12t)	Suisham, Pit.	34/34	28/31	.903	52	118
15)	Dawson, Cle.	29/29	29/31	.935	53	116
16)	Vinatieri, Ind.	37/37	26/33	.788	53	115
17)	Crosby, G.B.	50/50	21/33	.636	54	113
18)	Hartley, N.O.	57/57	18/22	.818	53	111
19)	Bironas, Ten.	35/35	25/31	.806	53	110
20)	Henery, Phi.	25/26	27/31	.871	49	106
21)	Lindell, Buf.	39/39	21/24	.875	50	102
22)	Succop, K.C.	17/17	28/34	.824	52	101
23)	Feely, Ariz	25/25	25/28	.893	61	100
24)	Gould, Chi.	33/33	21/25	.840	54	96
25)	*Zuerlein, St.L	26/26	23/31	.742	60	95
26t)	Folk, NY-J	30/30	21/27	.778	54	93
26t)	Scobee, Jac.	18/19	25/28	.893	50	93
28t)	Carpenter, Mia.	26/26	22/27	.815	53	92
28t)	Nugent, Cin.	35/35	19/23	.826	55	92
30)	Novak, S.D.	33/33	18/20	.900	51	87
31)	Forbath, Was.	33/34	17/18	.944	50	84
32)	Gano, Car.	20/21	9/11	.818	51	47
33)	Medlock, Car.	23/23	7/10	.700	45	44
34)	Brown, Cin.	8/ 8	11/12	.917	52	41
35)	Cundiff, Was.	17/17	7/12	.583	45	38
36)	Kaeding, S.D.-Mia.	9/ 9	8/10	.800	45	33
37)	Mare, Chi.	7/ 7	6/ 8	.750	40	25



NFL / TOUCHBACKS ON KICKOFFS

Rank	Player, Team	TB
1)	Prater, Den.	65
2)	Koenen, T.B.	58
3)	*Walsh, Min.	53
4)	Gostkowski, N.E.	52
5)	*Tucker, Bal.	49
6t)	Bosher, Atl.	45
6t)	Morstead, N.O.	45
8)	McAfee, Ind.	43
9)	Akers, S.F.	40
10t)	Gould, Chi.	38
10t)	Janikowski, Oak.	38
12t)	Bironas, Ten.	37
12t)	*Zuerlein, St.L	37
14)	Hauschka, Sea.	36
15)	Crosby, G.B.	35
16t)	Bailey, Dal.	30
16t)	Carpenter, Mia.	30
16t)	Dawson, Cle.	30
16t)	Hanson, Det.	30
20t)	Feely, Ariz	29
20t)	Suisham, Pit.	29
22)	S. Graham, Hou.	28
23)	Succop, K.C.	27
24t)	Henery, Phi.	26
24t)	Scobee, Jac.	26
26)	Tynes, NY-G	24
27)	Novak, S.D.	22
28)	Nugent, Cin.	21
29)	Gano, Car.	20
30)	Cundiff, Was.	18
31)	Medlock, Car.	17
32)	Forbath, Was.	15
33)	*Potter, Buf.	13
34t)	Folk, NY-J	12
34t)	Kaeding, S.D.-Mia.	12
36)	Mare, Chi.	10
37)	Lindell, Buf.	7
38)	Brown, Cin.	6
39)	Vinatieri, Ind.	2
40)	Podlesh, Chi.	1

NFL / MOST YARDS FROM SCRIMMAGE

Rank	Player, Team	Total			Rushing			Receiving		
		Yards	Att+Rec	Avg	Yards	Att	Avg	Yards	Rec	Avg
1)	Peterson, Min. (RB)	2314	388	6.0	2097	348	6.0	217	40	5.4
2)	C. Johnson, Det. (WR)	1964	122	16.1	0	0	---	1964	122	16.1
3)	*Martin, T.B. (RB)	1926	368	5.2	1454	319	4.6	472	49	9.6
4)	Lynch, Sea. (RB)	1786	338	5.3	1590	315	5.0	196	23	8.5
5)	Charles, K.C. (RB)	1745	320	5.5	1509	285	5.3	236	35	6.7
6)	Spiller, Buf. (RB)	1703	250	6.8	1244	207	6.0	459	43	10.7
7)	*Morris, Was. (RB)	1690	346	4.9	1613	335	4.8	77	11	7.0
8)	Foster, Hou. (RB)	1641	391	4.2	1424	351	4.1	217	40	5.4
9)	Rice, Bal. (RB)	1621	318	5.1	1143	257	4.4	478	61	7.8
10)	A. Johnson, Hou. (WR)	1598	112	14.3	0	0	---	1598	112	14.3
11)	Marshall, Chi. (WR)	1506	119	12.7	-2	1	-2.0	1508	118	12.8
12)	C. Johnson, Ten. (RB)	1475	312	4.7	1243	276	4.5	232	36	6.4
13)	Gore, S.F. (RB)	1448	286	5.1	1214	258	4.7	234	28	8.4
14t)	Forte, Chi. (RB)	1434	292	4.9	1094	248	4.4	340	44	7.7
14t)	D. Thomas, Den. (WR)	1434	94	15.3	0	0	---	1434	94	15.3
16)	Green, Cin. (WR)	1388	101	13.7	38	4	9.5	1350	97	13.9
17)	Jackson, T.B. (WR)	1384	72	19.2	0	0	---	1384	72	19.2
18)	Bryant, Dal. (WR)	1377	94	14.6	-5	2	-2.5	1382	92	15.0
19)	Welker, N.E. (WR)	1374	120	11.5	20	2	10.0	1354	118	11.5
20)	Jackson, St.L (RB)	1363	295	4.6	1042	257	4.1	321	38	8.4
21)	White, Atl. (WR)	1351	92	14.7	0	0	---	1351	92	14.7
22)	Wayne, Ind. (WR)	1350	107	12.6	-5	1	-5.0	1355	106	12.8
23)	*Richardson, Cle. (RB)	1317	318	4.1	950	267	3.6	367	51	7.2
24)	Ridley, N.E. (RB)	1314	296	4.4	1263	290	4.4	51	6	8.5
25)	Bush, Mia. (RB)	1278	262	4.9	986	227	4.3	292	35	8.3
26)	Bradshaw, NY-G (RB)	1260	244	5.2	1015	221	4.6	245	23	10.7
27)	Jones, Atl. (WR)	1228	85	14.4	30	6	5.0	1198	79	15.2
28)	Greene, NY-J (RB)	1214	295	4.1	1063	276	3.9	151	19	7.9
29)	McCoy, Phi. (RB)	1213	254	4.8	840	200	4.2	373	54	6.9
30)	S. Smith, Car. (WR)	1201	76	15.8	27	3	9.0	1174	73	16.1



31)	Green-Ellis, Cin. (RB)	1198	300	4.0	1094	278	3.9	104	22	4.7
32)	Colston, N.O. (WR)	1154	83	13.9	0	0	---	1154	83	13.9
33)	Crabtree, S.F. (WR)	1113	86	12.9	8	1	8.0	1105	85	13.0
34)	Cruz, NY-G (WR)	1092	86	12.7	0	0	---	1092	86	12.7
35)	Cobb, G.B. (WR)	1086	90	12.1	132	10	13.2	954	80	11.9
36)	Hartline, Mia. (WR)	1083	74	14.6	0	0	---	1083	74	14.6
37)	Decker, Den. (WR)	1064	85	12.5	0	0	---	1064	85	12.5
38)	St. Johnson, Buf. (WR)	1046	79	13.2	0	0	---	1046	79	13.2
39)	Moore, N.O. (WR)	1041	65	16.0	0	0	---	1041	65	16.0
40)	Witten, Dal. (TE)	1039	110	9.4	0	0	---	1039	110	9.4
41)	Leshoure, Det. (RB)	1012	249	4.1	798	215	3.7	214	34	6.3
42)	Williams, T.B. (WR)	996	63	15.8	0	0	---	996	63	15.8
43)	J. Graham, N.O. (TE)	982	85	11.6	0	0	---	982	85	11.6
44)	Shorts, Jac. (WR)	975	56	17.4	-4	1	-4.0	979	55	17.8
45)	*Ballard, Ind. (RB)	966	228	4.2	814	211	3.9	152	17	8.9
46)	McFadden, Oak. (RB)	965	258	3.7	707	216	3.3	258	42	6.1
47)	Mathews, S.D. (RB)	959	223	4.3	707	184	3.8	252	39	6.5
48)	McGahee, Den. (RB)	952	193	4.9	731	167	4.4	221	26	8.5
49)	Austin, Dal. (WR)	943	66	14.3	0	0	---	943	66	14.3
50)	Gonzalez, Atl. (TE)	930	93	10.0	0	0	---	930	93	10.0

NFL / LEADERS IN FIRST DOWNS

Rank	Player, Team	Rush	Rec	Tot
1)	Peterson, Min. (RB)	85	10	95
2)	C. Johnson, Det. (WR)	0	92	92
3)	Foster, Hou. (RB)	78	10	88
4)	*Morris, Was. (RB)	83	3	86
5)	Ridley, N.E. (RB)	82	2	84
6t)	A. Johnson, Hou. (WR)	0	79	79
6t)	Lynch, Sea. (RB)	68	11	79
8)	Gore, S.F. (RB)	67	10	77
9)	*Martin, T.B. (RB)	58	18	76
10)	Marshall, Chi. (WR)	0	75	75
11)	Welker, N.E. (WR)	2	72	74
12t)	Charles, K.C. (RB)	62	11	73
12t)	Rice, Bal. (RB)	51	22	73
12t)	Wayne, Ind. (WR)	0	73	73
12t)	White, Atl. (WR)	0	73	73
16)	Spiller, Buf. (RB)	52	19	71
17t)	Colston, N.O. (WR)	0	65	65
17t)	Gonzalez, Atl. (TE)	0	65	65
19)	McCoy, Phi. (RB)	45	19	64
20t)	Bradshaw, NY-G (RB)	56	7	63
20t)	Green, Cin. (WR)	2	61	63
22)	Jackson, T.B. (WR)	0	61	61
23t)	Forte, Chi. (RB)	45	15	60
23t)	Jackson, St.L (RB)	47	13	60
23t)	D. Thomas, Den. (WR)	0	60	60
26t)	J. Graham, N.O. (TE)	0	59	59
26t)	Jones, Atl. (WR)	3	56	59
28)	Green-Ellis, Cin. (RB)	54	4	58
29t)	*Ballard, Ind. (RB)	50	7	57
29t)	Bush, Mia. (RB)	43	14	57
29t)	Crabtree, S.F. (WR)	0	57	57
29t)	Leshoure, Det. (RB)	46	11	57
33)	Witten, Dal. (TE)	0	56	56
34t)	Greene, NY-J (RB)	52	3	55
34t)	Moore, N.O. (WR)	0	55	55
36t)	Bryant, Dal. (WR)	0	54	54
36t)	*Richardson, Cle. (RB)	36	18	54
38)	McGahee, Den. (RB)	43	10	53
39t)	Cobb, G.B. (WR)	7	45	52
39t)	Cruz, NY-G (WR)	0	52	52
39t)	Decker, Den. (WR)	0	52	52
39t)	C. Johnson, Ten. (RB)	45	7	52
39t)	St. Johnson, Buf. (WR)	0	52	52
39t)	S. Smith, Car. (WR)	1	51	52
45t)	Lloyd, N.E. (WR)	0	50	50
45t)	Murray, Dal. (RB)	39	11	50
47)	Newton, Car. (QB)	49	0	49
48t)	Austin, Dal. (WR)	0	48	48
48t)	Hartline, Mia. (WR)	0	48	48
50)	Floyd, S.D. (WR)	0	47	47



NFL / LEADING PUNTERS

Rank	Player, Team	No	Yards	Lg	Avg	TB	Blk	Dwn	OB	Opp			Ret			In			Net		
										Ret	Yds	20	Ret	Yds	20	Ret	Yds	20	Avg		
1)	Fields, Mia.	74	3715	67	50.2	9	0	5	6	43	484	29	41.2								
2)	Morstead, N.O.	74	3707	70	50.1	6	0	10	15	31	391	20	43.2								
3)	Scifres, S.D.	81	3914	66	48.3	7	3	14	5	40	362	30	40.6								
4)	Lee, S.F.	67	3226	66	48.1	4	0	7	2	36	249	36	43.2								
5)	McAfee, Ind.	73	3500	64	47.9	7	1	10	10	32	375	26	40.3								
6)	*Anger, Jac.	91	4353	73	47.8	5	1	11	6	40	495	31	40.8								
7)	Kern, Ten.	81	3855	71	47.6	5	2	9	13	39	405	30	40.4								
8)	Weatherford, NY-G	58	2757	68	47.5	6	0	5	4	38	353	22	39.4								
9)	Bosher, Atl.	60	2847	63	47.5	4	2	4	3	26	241	22	40.7								
10)	Lechler, Oak.	81	3826	68	47.2	9	1	7	4	45	450	21	39.0								
11)	Do. Jones, Hou.	88	4150	66	47.2	5	0	10	10	48	483	28	40.5								
12)	Koch, Bal.	83	3911	60	47.1	7	0	6	8	49	383	28	40.8								
13)	Colquitt, K.C.	83	3887	71	46.8	7	0	19	8	27	362	45	40.8								
14)	Huber, Cin.	76	3540	69	46.6	7	0	19	9	27	210	33	42.0								
15)	McBriar, Phi.	55	2560	66	46.5	7	1	3	5	26	378	13	36.5								
16)	Zastudil, Ariz	112	5209	70	46.5	8	0	13	7	48	415	46	41.4								
17)	Colquitt, Den.	67	3099	67	46.3	4	0	10	3	33	197	27	42.1								
18)	Malone, NY-J	84	3848	61	45.8	8	2	10	11	31	375	27	38.5								
19)	*Hekker, St.L	82	3756	68	45.8	4	0	6	19	41	402	22	39.9								
20)	Ryan, Sea.	65	2963	73	45.6	3	0	7	9	29	252	30	40.8								
21)	Koenen, T.B.	76	3440	64	45.3	6	1	6	8	40	440	22	37.4								
22)	Kluwe, Min.	72	3237	59	45.0	2	0	13	4	41	341	18	39.7								
23)	Moorman, Buf.-Dal.	71	3179	66	44.8	4	0	7	17	32	429	24	37.6								
24)	*Powell, Buf.	65	2860	62	44.0	2	0	7	15	27	345	23	38.1								
25)	Rocca, Was.	68	2984	61	43.9	3	2	4	3	39	320	22	37.2								
26)	*Butler, Pit.	77	3374	79	43.8	6	1	12	9	30	306	26	37.8								
27)	Masthay, G.B.	70	3043	65	43.5	5	1	8	7	24	179	30	38.9								
28)	Mesko, N.E.	60	2585	62	43.1	6	1	11	1	23	154	28	37.9								
29)	*Nortman, Car.	76	3267	63	43.0	7	1	8	4	37	318	20	36.5								
30)	Podlesh, Chi.	81	3399	64	42.0	6	0	18	7	25	84	34	39.4								
31)	Hodges, Cle.	90	3766	58	41.8	4	0	12	14	34	343	29	37.1								
32)	Harris, Det.	67	2783	58	41.5	1	0	8	7	28	241	21	37.6								

NFL / LEADING PUNTERS, NET AVERAGE

Rank	Player, Team	No	Yards	Lg	Avg	TB	Blk	Dwn	OB	Opp			Ret			In			Net		
										Ret	Yds	20	Ret	Yds	20	Ret	Yds	20	Avg		
1)	Lee, S.F.	67	3226	66	48.1	4	0	7	2	36	249	36	43.2								
2)	Morstead, N.O.	74	3707	70	50.1	6	0	10	15	31	391	20	43.2								
3)	Colquitt, Den.	67	3099	67	46.3	4	0	10	3	33	197	27	42.1								
4)	Huber, Cin.	76	3540	69	46.6	7	0	19	9	27	210	33	42.0								
5)	Zastudil, Ariz	112	5209	70	46.5	8	0	13	7	48	415	46	41.4								
6)	Fields, Mia.	74	3715	67	50.2	9	0	5	6	43	484	29	41.2								
7)	*Anger, Jac.	91	4353	73	47.8	5	1	11	6	40	495	31	40.8								
8)	Koch, Bal.	83	3911	60	47.1	7	0	6	8	49	383	28	40.8								
9)	Ryan, Sea.	65	2963	73	45.6	3	0	7	9	29	252	30	40.8								
10)	Colquitt, K.C.	83	3887	71	46.8	7	0	19	8	27	362	45	40.8								
11)	Bosher, Atl.	60	2847	63	47.5	4	2	4	3	26	241	22	40.7								
12)	Scifres, S.D.	81	3914	66	48.3	7	3	14	5	40	362	30	40.6								
13)	Do. Jones, Hou.	88	4150	66	47.2	5	0	10	10	48	483	28	40.5								
14)	Kern, Ten.	81	3855	71	47.6	5	2	9	13	39	405	30	40.4								
15)	McAfee, Ind.	73	3500	64	47.9	7	1	10	10	32	375	26	40.3								
16)	*Hekker, St.L	82	3756	68	45.8	4	0	6	19	41	402	22	39.9								
17)	Kluwe, Min.	72	3237	59	45.0	2	0	13	4	41	341	18	39.7								
18)	Podlesh, Chi.	81	3399	64	42.0	6	0	18	7	25	84	34	39.4								
19)	Weatherford, NY-G	58	2757	68	47.5	6	0	5	4	38	353	22	39.4								
20)	Lechler, Oak.	81	3826	68	47.2	9	1	7	4	45	450	21	39.0								
21)	Masthay, G.B.	70	3043	65	43.5	5	1	8	7	24	179	30	38.9								
22)	Malone, NY-J	84	3848	61	45.8	8	2	10	11	31	375	27	38.5								
23)	*Powell, Buf.	65	2860	62	44.0	2	0	7	15	27	345	23	38.1								
24)	Mesko, N.E.	60	2585	62	43.1	6	1	11	1	23	154	28	37.9								
25)	*Butler, Pit.	77	3374	79	43.8	6	1	12	9	30	306	26	37.8								
26)	Harris, Det.	67	2783	58	41.5	1	0	8	7	28	241	21	37.6								
27)	Moorman, Buf.-Dal.	71	3179	66	44.8	4	0	7	17	32	429	24	37.6								
28)	Koenen, T.B.	76	3440	64	45.3	6	1	6	8	40	440	22	37.4								
29)	Rocca, Was.	68	2984	61	43.9	3	2	4	3	39	320	22	37.2								
30)	Hodges, Cle.	90	3766	58	41.8	4	0	12	14	34	343	29	37.1								
31)	*Nortman, Car.	76	3267	63	43.0	7	1	8	4	37	318	20	36.5								
32)	McBriar, Phi.	55	2560	66	46.5	7	1	3	5	26	378	13	36.5								

NFL / PUNT RETURN LEADERS

Rank	Player, Team	Ret	FC	Yards	Avg	Long	TD
1)	McKelvin, Buf.	23	14	431	18.7	88t	2
2)	Harris, Dal.	22	11	354	16.1	78t	1



3)	Reynaud, Ten.	31	17	410	13.2	81t	2
4)	Thigpen, Mia.	26	6	316	12.2	72t	1
5)	*Martin, Hou.	22	10	267	12.1	71	0
6)	Cribbs, Cle.	38	8	457	12.0	60	0
7)	A. Jones, Cin.	26	0	301	11.6	81t	1
8)	*Hilton, Ind.	26	18	300	11.5	75t	1
9)	*D. Johnson, Phi.	26	23	291	11.2	98t	1
10)	Holliday, Hou.-Den.	47	10	481	10.2	76t	1
11)	Ginn, S.F.	32	12	326	10.2	38	0
12)	Parrish, T.B.	30	15	298	9.9	39	0
13)	Welker, N.E.	25	7	243	9.7	31	0
14)	Cobb, G.B.	31	21	292	9.4	75t	1
15)	J. Jones, Bal.	37	16	341	9.2	63t	1
16)	Logan, Det.	33	23	300	9.1	48	0
17)	Sherels, Min.	32	27	287	9.0	77t	1
18)	Tate, Cin.	21	11	187	8.9	32	0
19)	Arenas, K.C.	34	4	297	8.7	27	0
20)	Washington, Sea.	41	17	356	8.7	52	0
21)	Peterson, Ariz	51	14	426	8.4	26	0
22)	Hester, Chi.	40	6	331	8.3	44	0
23)	Sproles, N.O.	23	14	183	8.0	37	0
24)	Franks, Atl.	21	18	163	7.8	28	0
25)	Banks, Was.	26	5	178	6.8	27	0
26)	A. Brown, Pit.	27	8	183	6.8	29	0
27)	Adams, Oak.	25	9	139	5.6	47	0

NFL / KICKOFF RETURN LEADERS

Rank	Player, Team	Ret	Yards	Avg	Long	TD
1)	J. Jones, Bal.	38	1167	30.7	108t	2
2)	Washington, Sea.	27	784	29.0	98t	1
3)	McKnight, NY-J	39	1072	27.5	100t	1
4)	Cribbs, Cle.	43	1178	27.4	74	0
5)	Thigpen, Mia.	38	1040	27.4	96t	1
6)	*Wilson, NY-G	57	1533	26.9	97t	1
7t)	*Cadet, N.O.	26	690	26.5	75	0
7t)	*Rainey, Pit.	39	1035	26.5	68	0
9)	Holliday, Hou.-Den.	21	552	26.3	105t	1
10)	Hester, Chi.	24	621	25.9	40	0
11)	Jac. Rodgers, Atl.	23	592	25.7	77	0
12)	Cobb, G.B.	38	964	25.4	46	0
13)	Tate, Cin.	32	795	24.8	45	0
14)	McCourty, N.E.	27	654	24.2	104t	1
15)	Powell, Ariz	21	507	24.1	65	0
16)	Banks, Was.	22	527	24.0	55	0
17)	*Martin, Hou.	31	741	23.9	54	0
18)	Francies, Oak.	20	475	23.8	32	0
19)	*Givens, St.L	23	539	23.4	48	0
20)	Reynaud, Ten.	53	1240	23.4	105t	1
21)	Draughn, K.C.	23	537	23.3	41	0
22)	*Boykin, Phi.	45	1037	23.0	44	0
23)	Logan, Det.	28	597	21.3	40	0

NFL / LEADERS IN INTERCEPTIONS

Rank	Player, Team	Int	Yards	Avg	Long	TD
1)	Jennings, Chi.	9	105	11.7	31	1
2t)	S. Brown, NY-G	8	307	38.4	70	0
2t)	Sherman, Sea.	8	57	7.1	29	1
4)	Peterson, Ariz	7	64	9.1	31	0
5t)	*Hayward, G.B.	6	81	13.5	24	0
5t)	DeCoud, Atl.	6	42	7.0	24	0
7t)	Samuel, Atl.	5	110	22.0	79t	1
7t)	Byrd, Buf.	5	81	16.2	45	0
7t)	McCourty, N.E.	5	53	10.6	34	0
7t)	Fletcher, Was.	5	29	5.8	10	0
11t)	Barber, T.B.	4	160	40.0	78t	1
11t)	*Jenkins, St.L	4	150	37.5	41t	3
11t)	Butler, Ind.	4	101	25.3	51	2
11t)	C. Williams, Bal.	4	90	22.5	63t	1
11t)	*Wilson, N.E.	4	87	21.8	45	0
11t)	E. Reed, Bal.	4	78	19.5	34t	1
11t)	Jackson, Hou.	4	71	17.8	63t	1
11t)	B. Scott, Buf.	4	66	16.5	32	1
11t)	Hall, Was.	4	62	15.5	27	0
11t)	Griffin, Ten.	4	59	14.8	33	0
11t)	Moore, Atl.	4	51	12.8	33	0
11t)	Webster, NY-G	4	45	11.3	38	0



11t) Wright, Chi.	4	45	11.3	45t	1
11t) Rhodes, Ariz	4	39	9.8	30	0
11t) McCourty, Ten.	4	29	7.3	28	0
11t) R. Jones, Mia.	4	28	7.0	15	0
11t) R. Jackson, Was.	4	19	4.8	17	1
11t) Cox, Jac.	4	18	4.5	16	0
29t) *Brown, Ten.	3	156	52.0	79t	2
29t) Harris, Den.	3	144	48.0	98t	2
29t) Carr, Dal.	3	120	40.0	47t	1
29t) P. Robinson, N.O.	3	99	33.0	99t	1
29t) *Dennard, N.E.	3	95	31.7	87t	1
29t) Jammer, S.D.	3	89	29.7	80t	1
29t) *Smith, Min.	3	87	29.0	56t	2
29t) *L. Johnson, T.B.	3	86	28.7	83t	1
29t) Thomas, Sea.	3	80	26.7	57t	1
29t) Timmons, Pit.	3	80	26.7	53t	1
29t) Boley, NY-G	3	74	24.7	51	0
29t) Tillman, Chi.	3	71	23.7	36t	3
29t) Finnegan, St.L	3	68	22.7	32	1
29t) Haden, Cle.	3	64	21.3	50	0
29t) *Wagner, Sea.	3	55	18.3	45	0
29t) Cromartie, NY-J	3	53	17.7	40t	1
29t) Crocker, Cin.	3	52	17.3	29	0
29t) Weddle, S.D.	3	52	17.3	23t	1
29t) Gregory, N.E.	3	50	16.7	36	0
29t) U. Young, Cle.	3	44	14.7	44	0
29t) Woodyard, Den.	3	40	13.3	25	0
29t) Browner, Sea.	3	39	13.0	35	0
29t) Winfield, Min.	3	37	12.3	31	0
29t) Shields, G.B.	3	32	10.7	32	0
29t) Greer, N.O.	3	31	10.3	28	0
29t) Flowers, K.C.	3	28	9.3	29	0
29t) Davis, Ind.	3	26	8.7	26	0
29t) Goldson, S.F.	3	21	7.0	20	0
29t) S. Brown, Cle.	3	20	6.7	19t	1
29t) Posluszny, Jac.	3	20	6.7	13	0
29t) Rodgers-Cromarti, Phi.	3	14	4.7	14	0
29t) Nelson, Cin.	3	10	3.3	10	0

NFL / LEADERS IN SACKS

Rank	Player, Team	Sacks
1)	Watt, Hou. (DE)	20.5
2)	Ald. Smith, S.F. (LB)	19.5
3)	Miller, Den. (LB)	18.5
4)	Wake, Mia. (DE)	15.0
5)	Matthews, G.B. (LB)	13.0
6t)	Atkins, Cin. (DT)	12.5
6t)	Johnson, Car. (DE)	12.5
8)	Allen, Min. (DE)	12.0
9t)	Clemons, Sea. (DE)	11.5
9t)	Johnson, Cin. (DE)	11.5
9t)	Long, St.L (DE)	11.5
9t)	Peppers, Chi. (DE)	11.5
9t)	Ware, Dal. (LB)	11.5
14t)	Dumervil, Den. (DE)	11.0
14t)	Hardy, Car. (DE)	11.0
14t)	Spencer, Dal. (LB)	11.0
17t)	Quinn, St.L (DE)	10.5
17t)	M. Williams, Buf. (DE)	10.5
19t)	Abraham, Atl. (DE)	10.0
19t)	Houston, K.C. (LB)	10.0
21t)	Avril, Det. (DE)	9.5
21t)	Phillips, S.D. (LB)	9.5
23t)	Bennett, T.B. (DE)	9.0
23t)	Hali, K.C. (LB)	9.0
23t)	Kruger, Bal. (LB)	9.0
23t)	Washington, Ariz (LB)	9.0
27t)	Kerrigan, Was. (LB)	8.5
27t)	Robison, Min. (DE)	8.5
29t)	Griffen, Min. (DE)	8.0
29t)	*Irvin, Sea. (DE)	8.0
29t)	Jordan, N.O. (DE)	8.0
29t)	Mathis, Ind. (LB)	8.0
29t)	Ninkovich, N.E. (DE)	8.0
29t)	Suh, Det. (DT)	8.0
35)	Idonije, Chi. (DE)	7.5



36t) Babin, Phi.-Jac. (DE)	7.0
36t) Hayes, St.L (DE)	7.0
36t) Liuget, S.D. (DE)	7.0
36t) Sheard, Cle. (DE)	7.0
36t) A. Smith, Hou. (DE)	7.0
36t) Wootton, Chi. (DE)	7.0
42t) Brooks, S.F. (LB)	6.5
42t) Campbell, Ariz (DE)	6.5
42t) Gilberry, T.B.-Cin. (DE)	6.5
42t) Morgan, Ten. (DE)	6.5
42t) Pierre-Paul, NY-G (DE)	6.5
47t) Ayers, Ten. (LB)	6.0
47t) Dunlap, Cin. (DE)	6.0
47t) D. Edwards, Car. (DT)	6.0
47t) Harrison, Pit. (LB)	6.0
47t) *Jones, N.E. (DE)	6.0
47t) Melton, Chi. (DT)	6.0
47t) *Mercilus, Hou. (LB)	6.0
47t) Parker, Cle. (DE)	6.0
47t) Smith, N.O. (DE)	6.0
47t) Timmons, Pit. (LB)	6.0
47t) Umenyiora, NY-G (DE)	6.0
47t) Wimbley, Ten. (DE)	6.0
47t) *Wolfe, Den. (DE)	6.0

NFL / FUMBLE RECOVERIES

Rank	Player, Team	TotRec	OffRec	DefRec
1)	Peterson, Ariz	5	4	1
2t)	Dobbins, Hou.	4	0	4
2t)	Gore, S.F.	4	4	0
2t)	*Griffin III, Was.	4	4	0
2t)	Hayden, Chi.	4	0	4
2t)	Ninkovich, N.E.	4	0	4
2t)	Peppers, Chi.	4	0	4
2t)	Wilfork, N.E.	4	0	4
9t)	Banks, Was.	3	3	0
9t)	Y. Bell, NY-J	3	0	3
9t)	Bradford, St.L	3	3	0
9t)	Cobb, G.B.	3	3	0
9t)	Dunlap, Cin.	3	0	3
9t)	Gilberry, T.B.-Cin.	3	0	3
9t)	Greene, NY-J	3	3	0
9t)	Jammer, S.D.	3	0	3
9t)	*Kuechly, Car.	3	0	3
9t)	Logan, Det.	3	3	0
9t)	Mosley, Jac.	3	0	3
9t)	Newton, Car.	3	3	0
9t)	Phillips, S.D.	3	0	3
9t)	E. Reed, Bal.	3	0	3
9t)	*Richardson, Cle.	3	3	0
9t)	Roethlisberger, Pit.	3	3	0
9t)	Rogers, S.F.	3	0	3
9t)	Sanchez, NY-J	3	3	0
9t)	Vick, Phi.	3	3	0
9t)	Weems, Chi.	3	2	1
9t)	*Wilson, Sea.	3	3	0

NFL / OFFENSIVE FUMBLE RECOVERIES

Rank	Player, Team	Ret	Yards	Avg	Long	TD
1t)	Gore, S.F.	4	15	3.8	12	1
1t)	*Griffin III, Was.	4	0	0.0	0	0
1t)	Peterson, Ariz	4	0	0.0	0	0
4t)	Banks, Was.	3	5	1.7	5	0
4t)	Bradford, St.L	3	0	0.0	0	0
4t)	Cobb, G.B.	3	0	0.0	0	0
4t)	Greene, NY-J	3	0	0.0	0	0
4t)	Logan, Det.	3	0	0.0	0	0
4t)	Newton, Car.	3	0	0.0	0	0
4t)	*Richardson, Cle.	3	0	0.0	0	0
4t)	Roethlisberger, Pit.	3	0	0.0	0	0
4t)	Sanchez, NY-J	3	0	0.0	0	0
4t)	Vick, Phi.	3	0	0.0	0	0
4t)	*Wilson, Sea.	3	0	0.0	0	0
15t)	Morgan, Was.	2	13	6.5	13t	1
15t)	Hilliard, N.E.-NY-J	2	7	3.5	7	0
15t)	Cribbs, Cle.	2	2	1.0	2	0



15t) Weems, Chi.	2	1	0.5	1	0
15t) *Allen, Ind.	2	0	0.0	0	0
15t) Ballard, Min.	2	0	0.0	0	0
15t) *Ballard, Ind.	2	0	0.0	0	0
15t) Brees, N.O.	2	0	0.0	0	0
15t) A. Brown, Pit.	2	0	0.0	0	0
15t) Bryant, Dal.	2	0	0.0	0	0
15t) Fitzpatrick, Buf.	2	0	0.0	0	0
15t) *Foles, Phi.	2	0	0.0	0	0
15t) Garcon, Was.	2	0	0.0	0t	1
15t) Gradkowski, Cin.	2	0	0.0	0	0
15t) J. Graham, N.O.	2	0	0.0	0	0
15t) Hardesty, Cle.	2	0	0.0	0	0
15t) Harvin, Min.	2	0	0.0	0	0
15t) Hasselbeck, Ten.	2	0	0.0	0	0
15t) *Hekker, St.L	2	0	0.0	0	0
15t) Henne, Jac.	2	0	0.0	0	0
15t) Incognito, Mia.	2	0	0.0	0	0
15t) J. Jones, Bal.	2	0	0.0	0	0
15t) Kaepernick, S.F.	2	0	0.0	0	0
15t) *Lane, Mia.	2	0	0.0	0	0
15t) *Luck, Ind.	2	0	0.0	0	0
15t) Manning, NY-G	2	0	0.0	0	0
15t) McCoy, Phi.	2	0	0.0	0	0
15t) McMichael, S.D.	2	0	0.0	0	0
15t) Moore, Oak.	2	0	0.0	0	0
15t) *Morris, Was.	2	0	0.0	0	0
15t) Palmer, Oak.	2	0	0.0	0	0
15t) Ponder, Min.	2	0	0.0	0	0
15t) Rivers, S.D.	2	0	0.0	0	0
15t) Romo, Dal.	2	0	0.0	0	0
15t) Saturday, G.B.	2	0	0.0	0	0
15t) Schaub, Hou.	2	0	0.0	0	0
15t) Scott, Chi.	2	0	0.0	0	0
15t) J. Skelton, Ariz	2	0	0.0	0	0
15t) Ale. Smith, S.F.	2	0	0.0	0	0
15t) Stafford, Det.	2	0	0.0	0	0
15t) Tate, Cin.	2	0	0.0	0	0
15t) Weddle, S.D.	2	0	0.0	0	0
15t) *Weeden, Cle.	2	0	0.0	0	0
15t) Wood, Buf.	2	0	0.0	0	0
15t) Britt, Ten.	2	-2	-1.0	0	0
15t) Jones, Oak.	2	-2	-1.0	0	0

NFL / DEFENSIVE FUMBLE RECOVERIES

Rank	Player, Team	Ret	Yards	Avg	Long	TD
1t)	Dobbins, Hou.	4	32	8.0	32	0
1t)	Hayden, Chi.	4	15	3.8	15	0
1t)	Peppers, Chi.	4	6	1.5	6	0
1t)	Ninkovich, N.E.	4	3	0.8	3	0
1t)	Wilfork, N.E.	4	2	0.5	2	0
6t)	Rogers, S.F.	3	63	21.0	51t	1
6t)	Gilberry, T.B.-Cin.	3	31	10.3	25t	1
6t)	E. Reed, Bal.	3	31	10.3	18	0
6t)	Y. Bell, NY-J	3	18	6.0	10	0
6t)	*Kuechly, Car.	3	9	3.0	9	0
6t)	Dunlap, Cin.	3	2	0.7	2	0
6t)	Jammer, S.D.	3	0	0.0	0t	1
6t)	Mosley, Jac.	3	0	0.0	0	0
6t)	Phillips, S.D.	3	0	0.0	0t	1
15t)	Goldson, S.F.	2	71	35.5	66	0
15t)	Boley, NY-G	2	70	35.0	70t	1
15t)	*Claiborne, Dal.	2	50	25.0	50t	1
15t)	*Daniels, G.B.	2	43	21.5	43t	1
15t)	*Winn, Cle.	2	35	17.5	35	0
15t)	Gregory, N.E.	2	30	15.0	32t	1
15t)	J. Wilson, Was.	2	30	15.0	30t	1
15t)	McClain, Atl.	2	28	14.0	15	0
15t)	Edwards, Atl.	2	26	13.0	26	0
15t)	R. Jones, Mia.	2	24	12.0	24	0
15t)	Joseph, NY-G	2	16	8.0	16	0
15t)	Jones, K.C.	2	11	5.5	11t	1
15t)	S. Brown, NY-G	2	9	4.5	9	0
15t)	Newman, Cin.	2	8	4.0	5	0
15t)	B. Scott, Buf.	2	8	4.0	8	0
15t)	Watt, Hou.	2	7	3.5	7	0



15t) *Brown, Ten.	2	6	3.0	6	0
15t) *Hightower, N.E.	2	6	3.0	6t	1
15t) Griffen, Min.	2	5	2.5	5	0
15t) *Upshaw, Bal.	2	5	2.5	5	0
15t) Urlacher, Chi.	2	4	2.0	4	0
15t) Robertson, Cle.	2	2	1.0	2	0
15t) Barnes, S.D.	2	1	0.5	1	0
15t) Bowman, Chi.	2	1	0.5	1t	1
15t) Bush, N.O.	2	1	0.5	1	0
15t) Hanson, Oak.	2	1	0.5	1	0
15t) Hood, Pit.	2	1	0.5	1	0
15t) Adams, Den.	2	0	0.0	0	0
15t) Adams, Ariz	2	0	0.0	0	0
15t) *Alexander, Car.	2	0	0.0	0	0
15t) S. Brown, Cle.	2	0	0.0	0	0
15t) *Burfict, Cin.	2	0	0.0	0	0
15t) Byrd, Buf.	2	0	0.0	0	0
15t) Casillas, N.O.	2	0	0.0	0	0
15t) Chancellor, Sea.	2	0	0.0	0	0
15t) Cunningham, N.E.	2	0	0.0	0	0
15t) Foote, Pit.	2	0	0.0	0	0
15t) Greenway, Min.	2	0	0.0	0	0
15t) D. Jackson, Cle.	2	0	0.0	0	0
15t) James, Hou.	2	0	0.0	0	0
15t) Jordan, N.O.	2	0	0.0	0	0
15t) Lofton, N.O.	2	0	0.0	0	0
15t) McClellan, Bal.	2	0	0.0	0	0
15t) Tillman, Chi.	2	0	0.0	1	0
15t) Tulloch, Det.	2	0	0.0	0	0
15t) Watson, T.B.	2	0	0.0	0	0
15t) Williams, Min.	2	0	0.0	0	0
15t) M. Williams, Buf.	2	0	0.0	0	0
15t) *Wilson, N.E.	2	0	0.0	0	0
15t) Wright, Chi.	2	0	0.0	0	0



Team/Offense Rank (Within League)

BAL	BUF	CIN	CLE	DEN	HOU	IND	JAX	KC	MIA	NE	NYJ	OAK	PIT	SD	TEN		ARI	ATL	CAR	CHI	DAL	DET	GB	MIN	NO	NYG	PHI	STL	SF	SEA	TB	WAS
16	19	22	25	4	7	10	29	24	27	1	30	18	21	31	26	TYds/G	32	8	12	28	6	3	13	20	2	14	15	23	11	17	9	5
16	13	21	26	6	15	23	29	27	25	10	31	18	24	30	22	TYds/P	32	7	5	28	11	12	14	17	2	4	20	19	3	9	8	1
11	6	18	24	16	8	22	30	5	17	7	12	28	26	27	21	RYds/G	32	29	9	10	31	23	20	2	25	14	13	19	4	3	15	1
12	4	20	21	25	16	26	24	6	19	17	23	27	28	31	10	RshAvg	32	29	9	14	30	18	22	1	13	7	8	15	3	5	11	2
15	25	17	19	5	11	7	21	32	26	4	30	8	14	24	22	PsYd/G	28	6	16	29	3	2	9	31	1	12	13	18	23	27	10	20
15	20	19	25	1	13	18	28	31	22	6	29	16	17	24	23	PasAvg	32	4	5	27	10	14	12	30	3	9	26	21	8	7	11	2
6	29	24t	27	5	9	21	23	32	17	1	31	16	11	20	24t	%HdInt	30	7	12	28	22	8	2	14	19	18	10	15	4	13	26	3
17	11	25	13	1	9	15	26	24	19	5	31	6	14	29	18	Sac/PP	32	7	20	27	10	4	28	16	3	2	22	12	30	23	8	21
15	19t	24t	29	3	7t	4	30	28	26	1	22	21	17	23	31	1D/Gm	32	6	12	24t	10	2	7t	18	5	13	11	27	14	16	19t	7t
20t	13	27	30	3	17	7	31	28	16	1	20t	26	10	15	14	3D Eff	32	2	6	22	5	8	9	19	4	11	18	29	25	12	23	24
22	8	4	21	10	12t	1	30	19	27t	5t	17t	31t	20	14	27t	4D Eff	23	31t	27t	26	2	25	16	7	12t	17t	11	15	5t	9	24	3
16	1	11	3	18	9	7	29	21	6	5	12	32	28	15	2	PR Avg	24	25	14	27	4	22	8	20	26	30	13	31	10	23	19	17
1	4	19	8	18	23	21	27	24	3	25	6	20	9	13	15	KR Avg	17	14	22	32	29	31	10	5	11	7	28	26	12	2	30	16
8	23	12	31	16	7	6	5	9	2	29	21	10	25	11	14	GPntAv	13	17	28	30	24	32	26	20	1	4	15	18	3	19	22	27
7	29	4	28	3	13	15	6	9	11	24	23	21	25	12	14	NPntAv	5	10	32	18	20	31	22	17	2	19	30	16	1	8	26	27
10	21	12	24	2	8	18t	30	32	27	1	28	26	22	20	23	Pts/Gm	31	7	18t	16	15	17	5	14	3	6	29	25	11	9	13	4
6	12	15	1t	23	22	26	8t	19	28	18	27	5	7	3	24	FG%	8t	14	29	20t	1t	10t	32	4	20t	17	13	30	31	10t	16	25

Opponent/Defense Rank (Within League)

BAL	BUF	CIN	CLE	DEN	HOU	IND	JAX	KC	MIA	NE	NYJ	OAK	PIT	SD	TEN		ARI	ATL	CAR	CHI	DAL	DET	GB	MIN	NO	NYG	PHI	STL	SF	SEA	TB	WAS
17	22	6	23	2	7	26	30	20	21	25	8	18	1	9	27	TYds/G	12	24	10	5	19	13	11	16	32	31	15	14	3	4	29	28
10	22	5	16	1	8	30	21	27	17	24	7	23	2	9	19	TYds/P	12	29	15	4	25	18	13	11	32	31	20	14	3	6	28	26
20	31	12	19	3	7	29	30	27	13	9	26	18	2	6	24	RYds/G	28	21	14	8	22	16	17	11	32	25	23	15	4	10	1	5
8	30	11	13	2	9	31	12	25	10	6	21	20	4	5	15	RshAvg	22	29	18	14	27	24	26	7	32	28	16	19	3	23	1	17
17	10	7	25	3	16	21	22	12	27	29	2	20	1	18	26	PsYd/G	5	23	13	8	19	14	11	24	31	28	9	15	4	6	32	30
16	14	6	17	1	8	21	28	30	19	27	9	26	2	15	20	PasAvg	11	22	12	4	25	18	7	10	32	29	23	13	3	5	31	24
19	22	15	13	12	14	20t	20t	31	28	6	23	24	27	18	5	%HdInt	1	4	26	2	32	25	9	30	16	3	29	10	17	8	11	7
17	13	3	19	2	6	25	32	26	10	21	24	30	8	15	12	Sac/PP	5	27	9	11	16	20	4	7	29	23	22	1	14	18	31	28
21t	29	13	27t	4	6	20	31	10	19	25t	7	11	1	15	30	1D/Gm	5	9	21t	3	16t	12	14	27t	32	16t	16t	23	2	8	24	25t
7	31	8	16	1	3t	14	28	19	11	22	12	20	5	29	21	3D Eff	2	25	9	6	23	10	15	27	18	30	26	13	3t	17	24	32
17t	17t	9	27	5	3	10t	13t	30	28	6t	31	24t	29	8	10t	4D Eff	13t	15	19t	26	21	32	6t	22	19t	16	1	4	23	2	10t	24t
7	32	6	21	2	20	26	28	30	25	3	27	19	22	13	23	PR Avg	11	14	10	1	16	18	5	9	29	15	31	17	4	12	24	8
13	9	20	2	7	27	22	28	26	23	3	5	32	17	10	29	KR Avg	30	8	1	4	6	14	15	18	24	16	21	19	31	11	25	12
26	9	8	23	31	15	29	25	28	7	32	6	24	16	18	4	GPntAv	11	30	21	1	17	22	10	3	19	12	2	5	20	13	14	27
27	2	3	4	30	20	28	24	13	11	29	15	32	18	22	1	NPntAv	10	31	23	7	5	26	8	16	21	25	6	14	9	19	17	12
12t	26	8	19	4	9t	21	29t	25	7	9t	20	28	6	16	32	Pts/Gm	17	5	18	3	24	27	11	14t	31	12t	29t	14t	2	1	23	22
32	4	17t	11t	25	23	7	13	16	6	15	2	14	19	26	30	FG%	3	17t	31	20	24	5	21t	11t	10	21t	28	8	9	27	1	29



– SEASON CLIPS –



Ravens complete magical journey

By Jamison Hensley
ESPN.com
February 4, 2013

No one can doubt the Baltimore Ravens anymore.

The Ravens claimed their place in NFL history with one of the most magical and improbable runs in recent memory. Their 34-31 triumph over the San Francisco 49ers in the Super Bowl was the crowning glory in a season in which nothing came easy.

A team that appeared to be unraveling one month ago is now sitting on top of the football world because it refused to crumble. Some teams would flinch when a 22-point lead in the second half dwindled to two. But not every team has been on a journey quite like the Ravens'.

There have been gutsy calls. It happened with three weeks left in the regular season, when Ravens coach John Harbaugh fired offensive coordinator Cam Cameron. It happened Sunday night when Joe Flacco called an audible and decided to pass on third-and-1, which led to a critical field goal late in the fourth quarter.

There have been emotional rallying points from the death of former owner Art Modell to the retirement announcement of linebacker Ray Lewis. And on Lewis' final drive of his 17-year career, the Ravens stopped the 49ers on four plays inside the Baltimore 10-yard line.

And there have been miracles. The Ravens repeatedly found ways to win whether it was Ray Rice converting a fourth-and-29 in San Diego or Jacoby Jones catching a 70-yard touchdown to tie the AFC divisional playoff game in Denver. It was Jones once again coming up big in the Super Bowl when he got behind the defense for a 56-yard touchdown catch in the second quarter and opened the third quarter with a 108-yard kickoff return.

There have certainly been more talented Super Bowl champions. The challenge is finding one that has been as resilient as the Ravens'.

"How could it be any other way?" Harbaugh asked. "It's never pretty. It's never perfect. It's just us."

It's the imperfection that makes the Ravens so special. They never make it easy. This is the team that lost four of its last five games heading into the playoffs. Did anybody really believe the Ravens were going to hoist the Lombardi Trophy back in December?

This is the team that was down by seven points with 31 seconds left in Denver three weeks ago. Did anybody really believe the Ravens were going to pull that victory out?

This is also the team that gave up 17 straight points following a 34-minute delay Sunday night when half of the lights in the Superdome went out. How many thought the Ravens were going to collapse? Not the Ravens. Some may have lost faith in the Ravens along the way, but the Ravens never lost faith in themselves.

"It is really what makes and forms a Super Bowl champion team," Flacco said. "We've been put through those situations. So when they come up ... the moment doesn't get too big. We are comfortable. We've been there before. We've succeeded before. We are not worried about the outcome."

The defining moments of the season have been how the Ravens have answered the skeptics and continued to answer them on the game's biggest stage. Flacco came of age in the postseason and made one of the biggest plays of the game by putting the pressure on himself.

After the 49ers had closed to 31-29 in the fourth quarter, Flacco went to the line of scrimmage with three options on third-and-1. He chose to throw the fade to Anquan Boldin, which resulted in a 15-yard completion. That led to Justin Tucker's 38-yard field goal, which proved to be the difference in the game.

"He throws it right on the money, and Anquan goes up and makes the play," Harbaugh said. "To me, it shows you [Flacco] has guts. He has the guts of a burglar."

The defense, which was Baltimore's first to rank outside the top 10 in more than a decade, proved to be just as clutch as him. This was a defense that was without its best defensive lineman, Haloti Ngata, who was sidelined late in the game with a knee injury. The Ravens also have two star players (Lewis and linebacker Terrell Suggs) who are playing with one healthy arm each.

Still, this defense held tough in the red zone, as it has done all season. Cornerback Jimmy Smith, a disappointing first-round pick, broke up a third-and-goal pass from Colin Kaepernick and then got away with physical coverage on Michael Crabtree to force an incompletion



on fourth-and-goal. While Smith made the plays, the attention fell on Lewis, the two-time NFL Defensive Player of the Year who is walking away from the game on top.

"I was sitting there thinking there's no way we stop them here," Flacco said. "But we did and that's what our defense is all about. I don't think there's any better ending to a career than that: a goal-line stand by one of the greatest linebackers and one of the greatest players to ever play the game. That's pretty special."

As the confetti fell on the Ravens at the Superdome, it was time to celebrate Lewis' last ride and Flacco's first step toward establishing his own legacy. It also marked the coronation of a team that won on will. Peyton Manning and Tom Brady couldn't stop them. Not even an unprecedented blackout in the Super Bowl could stop them.

This was more than a team of destiny. This was a team bent on completing a mission. For three weeks, the Ravens were underdogs. And for three weeks, they proved their doubters wrong.

"That's the thing about our team. Everybody outside the locker room is always counting us out," fullback Vonta Leach said. "We never broke. We knew what kind of team we had, and we knew our No. 1 goal coming into this season was to win the championship."

Lewis' last game not all about him

His greatest contribution to Ravens' win was inspiration he gave teammates

By Jeffri Chadiha
ESPN.com
February 4, 2013

For all the hoopla surrounding the final season of Baltimore Ravenslinebacker Ray Lewis, his last game really wasn't about him. It was about Ravens quarterback Joe Flacco, who proved once again that he has finally grown up. It was about the ability of receiver/returner Jacoby Jones to produce big plays at the most critical of moments. It also was about a group of lesser-known players who did whatever was necessary to secure the second Super Bowl win in this franchise's history. In other words, Lewis was really just along for the ride.

It may sound like blasphemy to say that after Baltimore's 34-31 victory over San Francisco in Super Bowl XLVII, but it's true. The Ravens are champions today because they were a complete team, not merely a cast of characters lucky enough to be led by one of the greatest players in NFL history. Lewis certainly gave them ample inspiration by announcing his retirement before the playoffs began. What his teammates gave him in return was the kind of effort that will linger in the minds of Ravens fans forever.

Even Lewis acknowledged as much when he addressed the media in his postgame news conference. "We went through a lot of peaks and valleys this season," Lewis said after finishing the game with seven tackles. "And we heard it all. They said we couldn't beat Denver. They said we couldn't beat New England. They said we couldn't beat San Francisco. We overcame it all, and we showed that what wins is chemistry."

The beauty of Lewis' celebrating the accomplishments of his teammates -- something that he has done repeatedly throughout the postseason despite what some saw as shameless self-promotion -- is that it speaks to his own self-awareness. This wasn't the Ray Lewis who's earned 12 Pro Bowl nominations and two league defensive player of the year awards during his Hall of Fame career. This was a past-his-prime superstar doing everything he could to leave on top. This was a proud team captain praying for the same farewell that only a few other legends -- namely John Elway, Jerome Bettis and Michael Strahan -- had enjoyed.

It didn't take long on Sunday to see that Lewis was overmatched. 49ers tight end Vernon Davis ran by him with ease. The tackles he did make were often downfield and lacking any impact. It was apparent from the start that the 49ers were out to attack the most accomplished member of the Ravens. It was just as obvious that Lewis' main contribution to this team would be keeping his teammates focused.

Lewis talked about rubbing Jones' chest before the returner erupted for a postseason-record 108-yard kick return for a touchdown to start the second half. He raved about his relentless faith in Flacco and the conversations his teammates had when they needed a last-minute goal-line stand to thwart a team that had rallied from a 28-6 deficit. "There was no panic in us," Lewis said. "We talked about that when we were on the goal line. We said that if we stopped them there, they don't get in. That was the most amazing goal-line stand that I've ever been a part of."

It won't be remembered much for anything Lewis did. It was cornerback Jimmy Smith who deflected one pass in that situation and successfully covered 49ers wide receiver Michael Crabtree on the fourth-down attempt. It was another cornerback, Corey Graham, who came up huge on a second-down pass to Crabtree while linebacker Dannell Ellerbe and defensive end DeAngelo Tyson stopped



running back LaMichael James on what could've been the game-winning touchdown run. Lewis did his job on those plays. He just didn't do anything memorable.

That's the way this postseason has gone. We've celebrated all of Lewis' playoff tackles -- he had 44 entering the Super Bowl, more than any other defender in the league -- but these weren't the kinds of stops on which he'd built his legacy. Most had come at least 5 or 6 yards downfield. Seldom did it seem as if opposing ball carriers were walking away with the frustrated feeling Lewis often engendered.

If anything, this was a nice element in the final narrative of Lewis' NFL career. His fans wanted to believe he was leaving on top while he was still playing his best, a hard trap to escape. Lewis had been so phenomenal and charismatic that they did not want to think of him as a lesser player on football's biggest stage. They needed to see him as what he has been throughout most of his career: a dominant game-changer who could lift an entire team with his mere presence.

The Ray Lewis who joyfully jogged off the Superdome field Sunday night was far from that talent. He was much closer to what Bettis was for the 2005 Pittsburgh Steelers during their Super Bowl. Bettis wasn't breaking huge runs or devastating defenders who struggled to bring him down during his final games. He was motivating his teammates by reminding them of how much he'd put into his own career & and how much he wanted to share a championship with them.

Lewis wanted nothing more than to see his fellow Ravens feel the same exuberance he'd enjoyed when he led Baltimore to a victory over the New York Giants in Super Bowl XXXV. He knew what it took to win a championship, and he understood how hard it was to get another. Lewis said the topic came up during the team's sermon on Sunday morning. The pastor spoke of the need to "finish the race," and the Ravens embraced that theme most when they watched the 49ers storm back to nearly steal their glory.

Had this been six or seven years ago, Lewis would've been the man at the center of Baltimore's victory. Instead, this game will best be remembered for all the plays that Flacco made with his arm, the acrobatic catches of Ravens wide receiver Anquan Boldin and the aggressive game plan of offensive coordinator Jim Caldwell. The Ravens have long been known for their defensive dominance, but this game reinforced the fact that they will win with offense going forward. Lewis, as much as anybody in that locker room, realizes that's the future of this team.

That's why his most important contributions throughout this entire postseason had nothing to do with his ability. It had more to do with the very things that truly made him great: his heart, his passion and his resilience. Lewis made his teammates believe in the power of all those qualities throughout a rocky season, and a 17-year career. In return, they gave him the kind of retirement gift that he will cherish for the rest of his life.

Joe Flacco's MVP Performance Caps Off Historic Postseason

By Garrett Downing
BaltimoreRavens.com
February 3, 2013

The Ravens quarterback was 'phenomenal,' and showed that the Ravens are his team.

Joe Flacco stood on the stage in the Superdome with the confetti falling all around him.

That's when General Manager Ozzie Newsome reached over and passed him the Lombardi Trophy, making Flacco the first Ravens player of the night to lay hands on football's greatest prize.

While it took a few seconds to soak up his place as the Super Bowl's Most Valuable Player, there was no doubt that he became the full-fledged leader of the Ravens team and had cemented himself among the best quarterbacks in the NFL.

"Joe is phenomenal," Head Coach John Harbaugh said.

Flacco carried the Ravens in Sunday's 34-31 victory over the San Francisco 49ers, just like he's done throughout the postseason. He masterfully picked apart the 49ers defense, making one big throw after another to march the Ravens up and down the field.

After the game, his teammates couldn't stop gushing about their franchise quarterback.

"Joe Flacco's the best quarterback in football right now," running back Ray Rice said.

"I've been a Joe Flacco fan," linebacker Ray Lewis said. "For him to come in and do what he did today and make some of the throws he made, this is what we've always seen."



For a team that has long been defined by its defensive prowess, Flacco has flipped the script.

It was the offense that led the Ravens Sunday, as they've done throughout the postseason.

"People have to respect him because we rode his arm through the whole playoffs," wide receiver Torrey Smith said. "Our defense played well, but we rode his arm."

Flacco finished 22-of-23 for 287 yards with three touchdowns and no interceptions, and a quarterback rating of 124.2. The Super Bowl performance capped off a remarkable postseason run for Flacco, where he finished with 11 touchdowns and no interceptions, and outdueled future Hall of Famers Tom Brady and Peyton Manning along the way.

He joined Hall of Famer Joe Montana – his boyhood idol – as the only player in NFL history to throw at least 11 postseason touchdowns without an interception.

"It's pretty cool," said Flacco who didn't even know about the record. "Joe Montana has been my favorite quarterback, so to be put anywhere next to him is pretty cool."

Just like he's done all season, Flacco was unafraid to take chances. He consistently took deep shots, throwing balls up for Anquan Boldin, Jacoby Jones and Torrey Smith. The aggressiveness paid off.

If there was one play that embodied Flacco's game and his entire season, it was a fourth-quarter pass to Boldin with seven minutes, 15 seconds left in the game. The Ravens were clinging to a five-point lead and facing a third-and-inches situation, desperately needing to pick up a first down.

They came to the line with three play options to run. Flacco glanced across the line and didn't like the matchups for the running play, so he called pass.

He wanted the ball in his hands with the game on the line.

Flacco dropped back and zinged a pass to Boldin in tight coverage 15 yards up the field. Boldin hauled in the tough catch and the Ravens went on to kick what would prove to be the game-winning field goal.

"To me, it shows you he's got guts," Harbaugh said. "He's got the guts of a burglar. He was doing it all night, making plays."

That gunslinger mentality and inconsistency at times has made Flacco the subject of criticism throughout his career. He's won at historic levels – he's the only quarterback in NFL history to go to the playoffs and win a playoff game in each of his first five seasons – but his accomplishments sometimes aren't enough to earn him respect in the national media.

"How many guys ever had this much success for five years and have taken this much criticism?" asked center Matt Birk. "He's kind of a victim of his own success I guess. But the great thing is that Joe never wavers."

"Now they're going to have to talk about Joe Flacco because Joe is a stud and he showed it tonight."

Boldin was even more direct in his feelings.

"People should shut up about Joe," said Boldin, who logged six receptions for 104 yards and a touchdown. "I'm so sick of people saying Joe's not an elite quarterback. For all the critics who say he's not, ask them how many rings they have."

Flacco had his opportunity after the game to stand on the podium and dismiss all of the naysayers that questioned whether he was an elite quarterback. But Flacco took the same approach he's taken the last five years, and didn't get wrapped up in the discussion.

"I've never cared," he said. "I don't even want to feel like I'm in a position to defend myself, it's just not right. I don't have to do that."

That answer is typical of Flacco, and that's why the Ravens love him.

The franchise and his teammates have stood behind him for years, and on Sunday Flacco proved to them and the world that he truly is one of the stars of the NFL.

"Joe is Joe," Birk said. "Great guy. Great teammate. And great quarterback."



Baltimore Ravens win Super Bowl, defeating San Francisco 49ers, 34-31

By Jeff Zrebiec
The Baltimore Sun
February 4, 2013

Ray Lewis' last ride has ended with a Ravens coronation, and the vision he has been telling his teammates about for more than a decade is now fulfilled.

Twelve years since they won their first Super Bowl with Lewis and the defense leading the way, the Ravens reigned again, finishing off a surprising playoff run with a thrilling 34-31 victory Sunday night over the San Francisco 49ers in Super Bowl XLVII at the Mercedes-Benz Superdome.

Behind the arm of Joe Flacco, the legs of Jacoby Jones and a defense that stiffened at the most crucial time, the Ravens survived a frantic comeback attempt to send Lewis out on top and give coach John Harbaugh bragging rights over his brother, Jim, coach of the 49ers.

When the two brothers, separated in age by 15 months, met at midfield after the game, John said, he told Jim that he loved him.

"It wasn't pretty, it wasn't perfect, but it was us," said John Harbaugh, who took the Lombardi Trophy from owner Steve Bisciotti and held it aloft. "The final series of Ray Lewis' career was a goal line stand to win the Lombardi Trophy. As Ray said on the podium, how could it be any better than that?"

But it wasn't easy, especially after a 34-minute power outage in the Superdome cost the Ravens the momentum they had gained in the first half and from Jacoby Jones' 108-yard kickoff return to start the second half. Following the stoppage in the third quarter, the 49ers scored 17 straight points to cut the Ravens' lead to 28-23.

"I just knew that with Jim Harbaugh on the other sideline and all those years being together, that those guys were going to come back," John Harbaugh said. "Those guys handled [the delay] better than we did."

But before the darkness, the game was all about Flacco. Completing one of the best postseasons for a quarterback ever, Flacco threw three first-half touchdown passes to capture the Super Bowl MVP award and perhaps, quiet his skeptics for good. Jones, who caught one of those touchdowns, gave the Ravens a 28-6 lead before the power cut out.

But fittingly, after a season in which they lost four of their final five regular-season games, battled injuries and had several players deal with personal tragedies, the Ravens needed one more defensive stand to win the Super Bowl.

Quarterback Colin Kaepernick, who fueled the 49ers' comeback by driving their offense to three second-half touchdowns and a field goal, got his team down to the Ravens' 5-yard line with two minutes to go. However, three straight incompletions, the final one just eluding the grasp of Michael Crabtree, gave the Ravens the ball back.

Less than two minutes later and only after Josh Byner pulled down Ted Ginn Jr. at midfield on a free kick return, the Ravens burst toward the middle of the field to celebrate. Several players had a pile-on near midfield as the purple confetti rained down on them. Other players did snow angels in the pile of confetti as a pro-Ravens crowd, which sweated through the final minutes of the 49ers' comeback attempt, erupted.

It was exactly the scene that Lewis, as the team's only previous Super Bowl winner, had been telling his fellow players about for so many years.

"We finished it. It just shows what our team was built for. We were here to finish this race and we finished it," Lewis said. "I wanted to see their faces when that confetti came out of the sky. ... That's the greatest reward as a leader, to talk to them about a vision and then finishing it. To bring Baltimore a second ring before I hang up my cleats, there's just no better way to go out."

Now Lewis, the only remaining player from the team that blitzed the New York Giants to win Super Bowl XXXV, and his teammates will get one more ride, a trip through the streets of downtown Baltimore for a parade Tuesday beginning at 11 a.m..

It was Ozzie Newsome's second title, further solidifying him as one of the game's best general managers. But the top executives had said all week that this was about the players and nobody enjoyed the victory any more than safety Ed Reed, who had played 11 years to get this opportunity.

After the victory, which came less than a half hour from where he grew up, Reed went sideline-to-sideline whooping it up with fans. He called the victory a microcosm of the Ravens' season.



"Started good, got ugly, ended great," said Reed who had an interception in the game.

Then there was Flacco who completed a near-perfect postseason — he had 11 touchdowns and no interceptions in the postseason — by completing 22 of 33 passes for 287 yards and three touchdowns. When the 49ers cut the Ravens' once-comfortable lead to 28-23 following scores on three straight possessions, Flacco answered with a drive that resulted in a Justin Tucker 19-yard field goal.

Following a 15-yard touchdown run by Kaepernick and a failed two-point conversion that left the Ravens with a 31-29 advantage with 9:57 left, Flacco engineered another march, this one ending with Tucker booting it through the uprights with 4:19 to play. Flacco then went to the sideline and, like everybody else, held his breath as the Ravens' defense, the second most effective red zone group during the regular season, held San Francisco out of the end zone.

Flacco threw first-half touchdowns to — a 13-yarder to Anquan Boldin on the Ravens' first drive, a 1-yard connection with Dennis Pitta to make it 14-3 and then a 56-yard strike to Jones to make it a 21-3 game. Jones came back for the ball, tumbled to the turf and then got up when he went untouched and ran into the end zone. In the process, Flacco tied Joe Montana and Kurt Warner for the most touchdowns in a postseason.

When Jones then burst through the middle and returned the opening kickoff of the second half for a 108-yard touchdown and a 28-6 lead, the Ravens appeared to be well on their way to a second title. There was still nearly 30 minutes left to play, but to that point, the Ravens had dominated in every way.

A 31-yard Kaepernick touchdown pass to Michael Crabtree, who spun off Cary Williams and Bernard Pollard, made it 28-13. Then just over two minutes later, the 49ers got a long punt return from Ginn to set up a 6-yard touchdown run by Frank Gore to make it 28-20.

"At no point in the game did we think that we were going to lose," said linebacker Terrell Suggs who had played 10 seasons before winning his first title. "As long as we had the lead, we knew we had them. They can call us whatever we want but they've got to put champions on it. The Baltimore Ravens are world champions, baby."

Ravens' coaching staff deserves tons of credit for getting this team to the Super Bowl

By Mike Preston
The Baltimore Sun
January 21, 2013

The Ravens coaching staff might be a victim of the front office's success and its ability to draft or sign good players.

You never hear John Harbaugh mentioned as a possible NFL Coach of the Year. Brian Billick was never a serious candidate either, even though he had a good run in Baltimore from 1999 until 2008.

Few of the experts expected the Ravens to win the AFC North, much less play in the Super Bowl in New Orleans. A 9-7 or 8-8 record was a more realistic possibility.

Miracles still happen.

But to say the Ravens were just a team of destiny would cheapen some of the things they accomplished in 2012. When you look back, there were moments when they could have fallen apart and didn't.

The Ravens had good coaching.

This is not about trying to make Harbaugh the Coach of the Year. That's not his style, or mine, either.

But when you look at the injuries, staff changes and young players, the Ravens are on a remarkable run because of the strong coaching.

Just look at first-year defensive coordinator Dean Pees.

He had to follow in the footsteps of other former Ravens coordinators like Marvin Lewis, Mike Nolan, Rex Ryan and Chuck Pagano. But at least most of them had inside linebacker Ray Lewis in his prime.

Pees got an old Lewis and an old Ed Reed. His defense was minus its former signal caller, Jarret Johnson, and its best defensive end, Cory Redding. His best cover corner, Lardarius Webb, was lost for the season early in the year with a knee injury, and Lewis, linebacker Terrell Suggs and safety Bernard Pollard also missed extensive time with injuries.



Pees also had to work with a lot of new starting players, like end Arthur Jones, outside linebackers Paul Kruger, Courtney Upshaw and Albert McClellan, and cornerbacks Corey Graham and Chykie Brown.

In the beginning of the season, the Ravens struggled. When that happens in Baltimore, fans typically have one solution: blitz and blitz. And blitz some more.

Instead, Pees chose to call plays from upstairs instead of on the field so he could get them in sooner. He put some of his players in situations where they were stronger. For example, Kruger was used more in passing situations, while Upshaw became more of a run stopper. Instead of having to play full time with a "soft" Achilles, Terrell Suggs shared some time with McClellan.

Pees changed up his coverages on the back end and the Ravens became more physical. They certainly became better tacklers. The Ravens can play an attacking style or play bend-but-don't-break, as they did the past two weeks against star quarterbacks Peyton Manning and Tom Brady.

There are no more questions about Pees' coaching abilities.

"I think Dean is a great leader. I think we have a great staff," Harbaugh said. "And Ed [Reed] alluded to it — coaches and players working together to make each other better. That's kind of a motto that we had. And Dean did a great job transitioning really what is a young defense.

"When you look at our defense a bit, it's become a young defense. We needed to adjust what we we're doing a little bit schematically and we did that. We got back to playing. We got [back] to playing those guys in a very fundamentally sound way. And it showed up in the way we played defense in the second half of this season."

The Ravens showed improvement on the other side of the ball as well. Few people ever heard of tight ends coach Wade Harman, but he developed Todd Heap and now has another potential great in Dennis Pitta.

You can't get a lot of words out of running backs coach Wilbert Montgomery, but he helped cultivate the talents of Marshall Faulk and Steven Jackson in St. Louis, and now has Ray Rice and rookie Bernard Pierce on his resume.

And then there is Harbaugh.

During the Ravens' three-game losing streak in early December, I suggested it was time for him to take charge of his team. Enough of the rah-rah, mighty, mighty men stuff. So Harbaugh put on his big boy pants and fired offensive coordinator Cam Cameron after a 31-28 overtime loss to the Washington Redskins, even though the Ravens were 9-4.

The timing was strange, but the move was endorsed here.

Nearly a month later, Harbaugh allowed Bryant McKinnie out of the doghouse and into the starting lineup at left offensive tackle. He moved Michael Oher to right tackle and Kelechi Osemele to left guard.

The move was way overdue, but at least Harbaugh swallowed his pride.

Since then with Jim Caldwell calling plays, the Ravens have been reborn on offense. Quarterback Joe Flacco has been playing well, and seems more at ease now than ever before in his previous five seasons.

But this isn't all about X&Os. Harbaugh has handled the Ray Lewis retirement tour well, even though it could have been a problem.

Harbaugh is old school. He probably would have preferred Lewis retire like Jonathan Ogden, where one day he picked up the phone and told general manager Ozzie Newsome he was done.

Lewis is always camera ready and all about theatrics. Harbaugh seemed a little annoyed that Lewis was so long-winded in his first public announcement about retiring, but has been gracious while giving the linebacker the proper send-off.

There's a lot more to coaching than most people think. Besides the strategies and the game planning, the coaching staff has to know the personality of the team and maintain the pulse.

The Ravens are under control. Harbaugh has used the underdog role well and is extremely confident. Regardless of whether or not the Ravens beat San Francisco on Feb. 3 in New Orleans, this coaching staff has gotten just about every ounce of talent out of this team. There isn't much more to give.



Ray Lewis, Baltimore Ravens keep pushing through adversity

By Albert Breer
NFL.com
January 21, 2013

John Harbaugh stopped on his walk to the Baltimore Ravens' bus, his suit on and an AFC Champions hat tugged tightly over his head. And on the way to the wildest family reunion ever, he was reminded of just how his team had looked 35 days earlier.

That day, his Scotch-taped-together group was overwhelmed by a red-hot Denver Broncos squad that raced to a 31-3 lead before cruising to a 34-17 win in Baltimore. Harbaugh smiled at the memory.

"Looks," he said, "are deceiving."

Want to encapsulate the 2012 Ravens? It's right there, in the five-week period between that loss and the AFC Championship Game.

There was *nothing* deceptive about what went down at Gillette Stadium on Sunday. The Ravens spent the early going peppering the New England Patriots with jabs before unloading a barrage of second-half haymakers on their decorated hosts, scoring a convincing 28-13 win.

But to simply see Baltimore as the juggernaut it so clearly seemed to be on this night -- without accounting for the road it traveled to get there -- wouldn't do service to the journey. On Dec. 16, Harbaugh might have known that the rest of the world hadn't seen a proper representation of his team, that the loss hadn't marked the beginning of the end for the Ravens. But few others did.

Against the Broncos that day, the Ravens had just four opening-day starters in their defensive lineup, with massive changes having been prompted by a string of unfortunate circumstances. Ray Lewis was still out. Terrell Suggs was playing through a torn biceps, which he'd suffered after coming back from a torn Achilles. The secondary had been decimated. Haloti Ngata had been playing on a sprained MCL all year.

On that afternoon, logic held that it was over for Baltimore.

"Our team is awesome, because we always believed in each other, no matter what we went through," Lewis said in a quiet moment in the tunnel at Gillette. "It shows you how close our team really is. It's special, because everybody went through pain; everybody had to go through some type of pain. And there was always the next man to pick him up and keep his spirits high. When Suggs went through it, I kept his spirits high. When I went through it, too.

"Five of our starters had major surgery? Who does that?"

The Ravens did. And as has been the case with so many things in this topsy-turvy season for Baltimore, it started with something Lewis himself said.

If you ask Suggs to trace it, he'll go back just about one year, after Lee Evans dropped that ball and Billy Cundiff missed that kick and Baltimore went home one game short of the ultimate stage. What Lewis said, the Ravens believed.

"*'We'll be back next year. We'll be back next year,'*" Suggs remembered Lewis saying. "And we didn't put it in the hands of the refs or the kickers. Even though a few of those calls were questionable, we just said, 'We don't need to worry about wide left.'"

Suggs, of course, was the first to go down, suffering his Achilles injury in April, with Lewis' vow still ringing in his head.

"They said, 'You're out -- nine months to a year.' I said, 'No way. Not with the team I got. No way,'" Suggs said. "They told me I was out for the season, and I decided with my heart I wasn't gonna accept that. They told Ray he was out for the season. He decided in his heart he wasn't gonna accept that. So here we are. And the Ravens are going to the Super Bowl."

Lewis and Suggs were both in the lineup Sunday. They both played all the way through. As did Ngata and Ed Reed, who seemed to have been held together by paper clips at times this season.

Maybe more impressive was how, banged up and maligned as the defense was -- it ranked a middling 17th overall this season -- the team that showed up to Gillette played like the Ravens.

Some of the hits were borderline. Others were flagged. But the message was being sent that Baltimore -- just like in old times -- was going to be the aggressor in this heavyweight bout.



The Ravens were still older in some spots and beat up all over the place. And yet, what Harbaugh had seen earlier rang true. Their resilience trumped everything else.

Wes Welker's momentum-turning drop on third-and-8 in the third quarter came three plays after he took a big -- and illegal -- shot from Ravens safety Bernard Pollard. Two Patriots possessions later, Pollard knocked the ball loose from Stevan Ridley -- and knocked Ridley from the game.

Joe Flacco and the offense -- under coordinator Jim Caldwell, who called his first game for Baltimore on Dec. 16, after Cam Cameron's firing -- adjusted in the second half. They spread the Patriots out, picking them apart on three consecutive scoring drives before coming back and running six straight times for two critical first downs.

When it was time to finish the Patriots, Baltimore's defense picked off Brady twice, sending the Ravens to a stage few of us envisioned them climbing a month ago.

"We knew they didn't have us picked for this," Reed said outside the locker room. "We were underdogs for the whole time in the playoffs. We weren't picked, and that's Baltimore's spot. It happens. For you to grow as a team, you gotta have some losses, you're gonna have some tough wins, and you're gonna get after each other. And we did. But we persevered through all that, through everything."

The Ravens, without question, have been through a lot.

And maybe that's why, as Harbaugh said, we'd all been deceived, because there was so much beneath the surface of the team's problems.

After Sunday, though, it'd be hard for anyone to miss what the coach has seen all along.

Ravens band together in special run

By Alex Marvez
FoxSports.com
January 21, 2013

They took over Gillette Stadium as if it was their own.

Fresh off a 28-13 victory over New England in the AFC Championship game, the Baltimore Ravens stuck around to celebrate.

Exuberant inside linebacker Ray Lewis jumped into the arms of fullback Vonta Leach. Running back Ray Rice and wide receiver Torrey Smith did the Lambeau Leap into a crowd of several hundred Ravens fans who were howling the beat from "Seven Nation Army," which has become the team's unofficial rallying cry. Players hugged each other and ran around the field like school children holding pre-printed posters celebrating the victory.

And to think, five years ago, head coach John Harbaugh had to keep Ravens players from going at each other's throats.

The squad that Harbaugh inherited from predecessor Brian Billick had a major divide. A dominating defense had grown resentful of an offense that wasn't carrying its end of the bargain. This animosity manifested itself during a wild brawl that broke out between both sides in an offseason practice.

Hoping to promote camaraderie with a mantra stressed throughout the season, Harbaugh introduced a Biblical parable from the Old Testament that involved climbing a wall. Harbaugh stressed to his charges that they had to help each other or the team wouldn't be whole on the other side.

On Sunday, the Ravens didn't just hurdle the one obstacle that they were unable to overcome. They broke through the wall that had kept the Ravens from reaching a Super Bowl during the previous four seasons of playoff appearances. That included last January's heartbreaking 23-20 AFC title loss at New England.

"We've been through a lot," Ravens center Matt Birk said. "We've been close for the last few years. To finally get over the hump, it's a tribute to how guys feel about each other in this locker room and how much they care."

We got all the best shots from Championship Sunday.



The Ravens needed those bonds to keep from splintering during a tumultuous 2012 season. Key players battled injuries throughout the season. Offensive coordinator Cam Cameron was fired in mid-December when the unit had sputtered for too long. *Yahoo! Sports* reported that Ravens players almost had a mutiny in October because of what they thought was heavy-handed treatment by Harbaugh. While that rift was mended, Baltimore lost four of its final five regular-season games to stagger into the playoffs as a No. 4 seed.

"We always knew our potential," Ravens linebacker and special-teams ace Brendon Ayanbadejo said. "We hadn't really played to our potential. We played in spurts. We haven't been at full strength all year. We're as close as we've been now."

"We just hung in there and stuck to it. We didn't panic. We were 9-2 to start the season. We dropped a few games, but we just wanted to make the playoffs. We're built for January."

This was proven with three straight postseason victories, including two on the road as heavy underdogs against top AFC seed Denver and then the Patriots. The one against New England was especially satisfying because of the rivalry that has developed between two of the conference's most successful franchises.

Ravens outside linebacker Terrell Suggs celebrated New England's demise en route to the postgame locker room celebration. He yelled at reporters to tell the Patriots "have fun at the Pro Bowl" next weekend in Hawaii and then added, "Arrogant f*****."

"When you've got three titles and five (Super Bowl) appearances and (Tom Brady) under center, they've got the right to be," Suggs added later. "We respect them. Even enemies can show respect."

The Ravens earned their own respect Sunday by overcoming a 13-7 halftime deficit. Baltimore's defense pitched a second-half shutout against New England's rapid-fire attack while the offense successfully exploited a Patriots secondary that couldn't compensate for the absence of cornerback Aqib Talib, who didn't return after suffering a thigh injury on the game's first series. Wide receiver Anquan Boldin, who forecast a Ravens victory earlier in the week, caught two of Joe Flacco's three second-half touchdown passes.

"We've found a lot of different ways to win games this year," said Birk, whose unit did an outstanding job neutralizing New England's defensive front. "We won 9-6 (against Kansas City). We won 31-30 (against New England in September). We just always believed in each other that we could find a way."

There is further bonding among a slew of Ravens — coaches, players and front-office employees — who share a strong Christian faith. Players offered postgame praise during locker-room chatter among themselves. As he headed toward the locker room, Ravens backup guard Bobbie Williams shouted, "Nobody against us shall prosper! God is good!"

Lewis is at the forefront of the movement. The Ravens have rallied around him since their football and spiritual leader announced at the start of the playoffs that he plans to retire at season's end. Tears streamed down Lewis' face during the national anthem as he said aloud, "Thank you, Father. Thank you, Lord."

"God doesn't make mistakes," Lewis said after registering a team-high 14 tackles. "There was no way He was going to bring us back here twice to feel the same feeling. He had a real plan for us the whole year."

"That's one thing I really congratulate my team by. We stuck to the course no matter what happened throughout the year. It was always, 'Next man up.' It's contagious in our locker room with a respect we have for each other, coaches, all the way down to trainers. It's a great environment to be around."

Ayanbadejo is an exception on a roster with so many devout and outspoken Christians. His support of gay marriage rights continues to trigger extensive locker-room debate. But just because Ayanbadejo has a different belief system doesn't mean he feels any less affection or appreciation toward his teammates.

"Football is a fierce, physical, brutal game," said Ayanbadejo, who joined the Ravens the same season as Harbaugh in 2008. "But if you don't love the man next to you, you're not going to play as hard as you can play. If you play with passion for each other, nobody can stop you. It's an amazing story."

The final chapter hasn't been written yet either. That comes Feb. 3 in Super Bowl XLVII against the San Francisco 49ers in New Orleans.



Flacco silencing critics, establishing legacy before our eyes

By Clark Judge
CBSSports.com
January 21, 2013

People in Baltimore tell me Super Bowl XLVII is all about the end of Ray Lewis' storied career, but I'm not so sure. I think it's more about the beginning of Joe Flacco's.

Because where we once wondered when Flacco would go from an ordinary Joe to an upper echelon quarterback, now we know. That time is now, with Flacco making it to the Super Bowl in his fifth season, thanks to a 28-13 upset of New England in the AFC Championship Game.

Credit the victory to a Ravens defense that shut out Tom Brady and the Patriots for one half, or credit it to Baltimore's resilience, with the Ravens rebounding from a halftime deficit for the second straight week. But I credit it to Flacco, who not only outplayed Brady for a third straight time but silenced his critics -- hopefully, once and for all.

"He's a great quarterback," said receiver Anquan Boldin. "I don't know why people keep dogging him. The bigger the situation, the bigger he plays."

So we're reminded ... again.

With the victory, Flacco ran his playoff record to a glittering 8-4. Moreover, in just five seasons he's been to three conference championship games and has more road victories (six) than any quarterback in playoff history. Plus, he just knocked off Brady one week after he overcame Peyton Manning and two weeks after he bested Andrew Luck.

But that's not all. In three playoff games he has eight touchdown passes and no interceptions. In fact, he hasn't thrown an interception since the first half of a Dec. 16 loss to Denver, and that tells you something about the guy. It tells you he's something special.

"Luck's a pretty good quarterback, and Manning's a pretty good quarterback and Brady is a great quarterback," said coach John Harbaugh. "All of those guys are great players, but Joe's a great quarterback. And Joe has proven that. He's not just proving it this year; he's proven it for five years. But to do it on this stage and to have the success he's had ..."

He didn't need to finish.

All I know is that the Ravens didn't make a move on New England until the second half -- or, until they took the handcuffs off Flacco and cut him loose. Where he threw 12 passes in the first half, he threw 24 in the second. Where he threw for no touchdowns in the first half, he threw for three in the second. Where he trailed in the first half, he put away mighty New England in the second.

"He was," as Harbaugh put it, "Brady-like. Brady gets it to the right guy in coverage where the ball *should* go. And Joe did a great job of that."

Essentially, the Ravens decided to go as far as Flacco would take them, and he took them for touchdowns on three successive drives of the second half. Granted, New England was missing its best cornerback, Aqib Talib, who bowed out in the first quarter with a thigh injury, but it wasn't replacement Kyle Arrington whom Baltimore targeted. The Ravens simply decided to unshackle Flacco and see what happened.

"We realized we needed to put some pressure on them," said Flacco. "We didn't come all the way here to play it safe and hope to win." That's one way of putting it. Harbaugh had another.

"It became apparent we had to go after them a little more and loosen up a little bit," he said. "I feel like Joe is capable of taking over a game, and it just felt like with the offense we were going against we had to do that."

So they turned the ball over to Flacco, just as they turned it over to him a week ago in Denver when he led the Ravens to an upset of the top-seeded Broncos. That game was supposed to be an anomaly, a victory made possible by the improbable play of Denver's secondary -- er, Rahim Moore in particular.

But it wasn't. It was Flacco rescuing a team that has come to rely more and more on the guy, and it's apparent why. Because he's a damned good quarterback.

"We won," said wide receiver Torrey Smith, "and we won because of him. He was driving us down the field and he made some plays -- some big-time throws. I always say people should get off him, but I think he's gotten some respect, especially today."



He should. Until Flacco arrived, Baltimore had a revolving cast of quarterbacks, some more successful than others. But the Ravens were always looking for someone to stabilize the position, and that included the year after they won Super Bowl XXXV. That was the year they jettisoned Trent Dilfer for free-agent Elvis Grbac, a move that backfired when they bowed out of the playoffs after one victory and Grbac abruptly retired.

That Ravens team was dominated by defense. This Ravens team is dominated by Ray Rice, Flacco and a defense that improved so remarkably the past month with the return of injured players that it limited Brady and Manning to four touchdowns in nine quarters (14 of Denver's points were by returns).

But the defense doesn't get to protect leads until or unless Flacco is on his game, and he hasn't been off for weeks.

Green Bay's Aaron Rodgers once said that the playoffs were all about legacies, especially with quarterbacks, and Joe Flacco finally is making a name for himself. It was on this field a year ago that he outplayed Brady and came this close to beating New England, only to succumb when Lee Evans muffed a touchdown pass and Billy Cundiff blew a game-tying field goal. That wasn't going to happen again because Joe Flacco wouldn't allow it.

"I think he's writing his legacy as we speak," said tight end Dennis Pitta. "He's a great quarterback, and he's getting to prove that right now. These are big ballgames and huge, critical situations that he's delivered in. That just adds to his legacy and the great player he's been. We have a ton of confidence in Joe."

They should. The guy wins.

Ravens headed to Super Bowl after beating Patriots in AFC title game

By Jeff Zrebiec
The Baltimore Sun
January 21, 2013

They wanted the New England Patriots, told the world that they would beat them and then went into their stadium and dominated the second half as no visiting team had ever done.

It didn't seem possible when they limped into the postseason losers of four of five, or when they trailed the Denver Broncos last week by a touchdown with under a minute to go, or during Sunday night's first half, when they were having trouble getting quarterback Tom Brady off the field.

But it's reality now: The Ravens are going to the Super Bowl. Avenging last year's bitter loss to the Patriots in the AFC championship game, the Ravens took apart New England in the second half, punching their ticket to New Orleans with a thorough 28-13 victory in front of an announced 68,756 at stunned Gillette Stadium.

"We know what it felt like walking off that field losers" last season, Ravens safety Bernard Pollard said. "They beat us, and we said we weren't going to walk off again like that."

Instead, the Ravens bounced off, one by one, celebrating with their fans who had come down to the first couple of rows at Gillette Stadium. Safety Ed Reed, who will play in his first Super Bowl and do it in his home state, sang, "We got two tickets to paradise."

Outside linebacker Terrell Suggs yelled, "We came, we saw and we conquered." Defensive end Arthur Jones held up a sign that read, "AFC champions," and shouted, "Hallelujah, Hallelujah" to no one in particular.

In the Super Bowl for the second time in team history and the first time in 12 years, the Ravens will play the San Francisco 49ers, 28-24 winners over the Atlanta Falcons in the NFC championship game, Feb. 3 at the Mercedes-Benz Superdome. The game will pit Ravens coach John Harbaugh against his younger brother, Jim, the coach of the 49ers.

"I don't know if we had a dream this big," John Harbaugh said. "We had a few dreams, we had a few fights, we had a few arguments. We'll try to stay out of that business. We'll let the two teams duke it out."

John Harbaugh's team was at its best when it absolutely had to be, steamrolling Bill Belichick's Patriots — who led 13-7 at halftime — over the final 30 minutes. Belichick had been 72-1 when leading at halftime at Gillette Stadium, including 67-0 with Brady at the helm.

But they had no answers for quarterback Joe Flacco or for a Ravens defense that not only forced three turnovers in the second half, but forced several Patriots to the sidelines.



"We felt like the most physical team was going to win," said Ravens wide receiver Anquan Boldin. "I don't know if they know it or not, but the Ravens are a physical team. That's just the way we play, like it or not, offensively or defensively. If you think you're going to come in here and knock us around, you have another thing coming."

A week after outshining the Denver Broncos' Peyton Manning and two weeks after getting the better of Indianapolis Colts phenom Andrew Luck, Flacco outplayed Brady, completing 15 of 24 passes in the second half for 159 yards and three touchdowns after the coaching staff decided in the second half to put the game on the fifth-year quarterback's shoulders.

"We realized we needed to put some pressure on them," said Flacco, who has now thrown eight touchdowns and no interceptions in three playoff games. "We didn't come all the way here to play it safe."

With his team still trailing by six points about midway through the third quarter, Flacco hit tight end Dennis Pitta for a 5-yard touchdown that gave the Ravens a 14-13 lead that they never relinquished. On the first play of the fourth quarter, he found Anquan Boldin for a 3-yard score, and a little more than three minutes later, the pair connected for an 11-yard touchdown. Boldin had said during the week that the Ravens would win, and his two touchdowns made sure of that.

"For us, it wasn't a secret what we were trying to accomplish," Boldin said. "We came here last year and we left with a bitter taste in our mouths. We felt like this team took something away from us. We wanted to come back and make that right. It would have been great to do it in front of our fans in Baltimore at M&T Bank Stadium, but we thought the proper way was to come back here and to win at Foxborough, and we were able to do that."

Leading 28-13 with 11:13 to play, the Ravens stopped the Patriots on fourth down to get the ball back, then got interceptions on New England's final two possessions. Brady finished 29-for-54 for 320 yards, one touchdown and two interceptions.

"It's our time, it's our time," said Ravens inside linebacker Ray Lewis, whose retirement tour will go right down to the season's final day in New Orleans. "Every man out there sacrificed this year for each other. And we did it, we did it, we did it. We're on our way to the Super Bowl. That's awesome."

Lewis, who announced a couple of days before the playoff opener that this would be his "final ride," dropped to his knees on the field after the clock hit zero. Individual celebrations popped up everywhere while Flacco held the ball aloft. It was a scene that would few would have expected about a month ago.

"It's who we are," said Ravens wide receiver Torrey Smith (Maryland), who caught four passes for 69 yards. "That's what our city is, a tough city. You get knocked down, you've got to get back up. That's how life is. You just can't lay down and roll over. You've got to continue to fight."

Trailing 13-7 in the third quarter, the Ravens caught a break when Wes Welker dropped an easy pass from Brady that would, at the very least, have put New England in field-goal position to take a two-possession lead. The Patriots punted instead and would never score again, nor would they stop Flacco when they needed to.

Taking over at his own 13, Flacco put together his sharpest drive of the game. He hit Pitta to get the ball to midfield. Ray Rice then turned a dump-off into a 15-yard gain. An 8-yard run by rookie Bernard Pierce picked up another first down, and then Flacco hit Boldin for 12 yards. On the next play, after Pitta was drilled by Jerod Mayo following a 5-yard completion, the tight end shook free from safety Steve Gregory for a 5-yard touchdown catch.

On the drive, which covered 87 plays on 10 plays, Flacco, who completed just six of 12 passes for 81 yards in the first half, was 6-for-9 for 64 yards — and he was just getting warmed up.

After the defense gave the Ravens the ball right back, Flacco hit Torrey Smith for 23 yards. Pierce had two runs for 17 yards to get the Ravens inside the Patriots' 20. From there, Flacco hit Pitta for 6 yards and Boldin for 8. Then on second-and-goal from the 3, Flacco lofted a pass up to Boldin, who outleaped Devin McCourty for a touchdown. That gave the Ravens a 21-13 lead with under five minutes to go in the third.

On the Patriots' next possession, a thunderous hit by Pollard on Stevan Ridley, which Harbaugh called the play of the game, caused a fumble and knocked the Patriots running back from the game. Jones recovered, and the Ravens needed just four plays to get back in the end zone.

Flacco hit Smith for 16 yards, ran for 14 yards, connected with Jacoby Jones for 6 yards and then threw a beautiful pass over the top of a defender to Boldin for an 11-yard touchdown. The score gave the Ravens a 28-13 lead with 11:13 to play and left Gillette Stadium shocked.

"The guys came out in the second half and made plays," Flacco said. "We were able to go up and down the field a handful of consecutive times and score points, and that's what we needed to do against this football team. We needed to put pressure on them like that, and it worked pretty well."



The last couple of minutes essentially morphed into a conference coronation for the Ravens. Flacco playfully shoved Harbaugh a couple of times before the coach finally pushed him back. Owner Steve Bisciotti came down to the sidelines and embraced Lewis. Flacco initially asked his teammates to settle down on the sidelines because there was still time on the clock and Brady was on the other sideline.

But there was no stopping the Ravens on this night. It seemed improbable not too long ago, but there was little doubt in the second half last night. Next stop: New Orleans.

"I have no words, man," Reed said. "I'm just grateful for our coaches. For everything we've been through since Coach Harbaugh got here, he had a vision of working us a certain way and taking us through something to build and to create this moment. We believed it, but it was just something we had to go through as men and understand each other and understand the process together."

Longshot Ravens knock off top seed Broncos in improbable fashion

By Clark Judge
CBSSports.com
January 12, 2013

Stop looking for this year's Super Bowl dark horse. We just found it.

I'm talking about the Baltimore Ravens, a long shot that somehow beat the odds, Peyton Manning and the top-seeded Denver Broncos all at the same time with an improbable 38-35 victory in double overtime that ranks as one of the most memorable in modern playoff history.

It's not only that the Ravens won a game they weren't supposed to. It's *how* they won.

There was a 70-yard touchdown pass with almost no time left in regulation -- a play that never, ever, ever should have happened. There was a Peyton Manning interception in overtime on a throw that never, ever, ever should have happened. And there was a pulsating, come-from-behind, you-gotta-see-it-to-believe-it defeat of an opponent that hadn't lost in 11 straight games.

Yet deserved to lose.

That's why you have to wonder what's next for Baltimore. With the victory, the Ravens graduate to the AFC title game for the second straight year and the third time in coach John Harbaugh's five seasons. The expectation is that they'll face New England again, and how appropriate. The Ravens lost last year's conference championship contest to the Patriots when Lee Evans dropped a winning touchdown pass before Billy Cundiff blew a tying field goal.

So maybe there's a score to settle with ... well, with someone, including themselves. The Ravens believed they were the AFC's best in 2011, and they believe it again. Only now they have an unexpected opportunity to correct last year's mistake.

"We fought hard to get to this point," quarterback Joe Flacco said. "We are definitely proud of being here, and we feel like it is going to take a lot for someone to come and kick us off that field come the AFC championship game. We are going to give it our all. We know what it felt like last year. We walked off that field without that win."

That should've happened again Saturday, only it didn't ... and it didn't because of Denver safety Rahim Moore. Or maybe it was Manning. Take your pick. All I know is that Moore blew the play that allowed Baltimore back in this game, and Manning threw the interception that led to the winning field goal.

"A very disappointing finish" is how Manning described it. Horrendous is more like it. Because Denver blew this one -- flat-out blew it -- and you can start with Moore's blunder. OK, give Baltimore's Jacoby Jones and Flacco credit for making the improbable happen, with the two hooking up for a tying 70-yard score with 31 seconds left in the fourth quarter and the Ravens out of timeouts.

But tell me: How does that happen? I mean, all Denver had to do was not let anyone get behind its secondary ... which, of course, is just what happened, and blame Moore. He's the deep safety who blew the angle on Jones and blew the coverage.

"It was my fault," he later said. "If they wouldn't have scored on us on the last play [of the fourth quarter] we'd be in here rejoicing. So if people don't like me after that, I'm sorry. That is my fault, and I am going to take full responsibility for it."

Well, he should. He committed a fatal mistake, and the Broncos are out of the playoffs because of it.



"He just misjudged the ball," Baltimore safety Ed Reed said. "Like I told him after the game: 'Not one play loses the game.' It might've tied it, and thank God for that. [I'm] just grateful, man."

His teammates are, too, because they just caught a huge break. But that's what I'm talking about with this team. They should've lost -- but they didn't. They should've wilted after Trindon Holliday hit them with kickoff and punt returns for touchdowns -- but they didn't. They should've collapsed after Flacco's fourth-down pass to tight end Dennis Pitta fell incomplete with just over three minutes left -- but they didn't. And they should've fallen victim to another Manning comeback victory -- but they didn't.

Instead, they held fast, intercepted Manning in overtime and ended a nine-game Manning winning streak against them that dated back to 2002.

"There is something here that's bigger than we are," said Harbaugh, "and I can't really describe it for you right now because we haven't done it. But there's a certain faith and trust that we have right now. I've never been on a team that has it like this. It's hard to describe, and some people will mock that. But it's real."

You gotta believe.

After the Ravens lost their third straight this season, a Dec. 16 blowout by Denver, I questioned if they'd win again. Then they walloped the New York Giants, the defending Super Bowl champions. Still, they limped into the playoffs losing four of their last five, yet somehow, some way, are one victory from the Super Bowl.

"The story is still being written," Reed said. "We're just one of those teams that wants to keep going right now. We knew we were a special team, regardless of what happened. We've been through so many ups and downs, adversity, people losing family members -- it's been tough. But since coach Harbaugh has been here we've been through a lot of things, and it's things that are so much bigger than this game."

That's another way of saying these Ravens believe in themselves, and maybe it's time we join them. I just watched them win a game I never imagined they would. But they did and in the most unlikely way.

"Everything's possible," Jones said. "The only thing that's not possible is you can't touch your left hand with your left elbow."

OK, I'll buy that. I'll buy into this team, too. I don't care whether it faces New England or Houston -- I'm sold. And Saturday's victory convinced me that maybe, just maybe, we're looking at the 2010 Green Bay Packers or 2011 New York Giants all over again.

"There was only one way to cap last week," said Lewis, referring to an emotional defeat of Indianapolis, "and that was to win this week. And that's what we, as a team, spoke about. We said: 'What if we do the impossible?'"

"Man says it's not possible, and God says, 'I do the impossible.' For us to come in here and win as 9- to 10-point underdogs, that's the beautiful part about sports. If I'll miss anything about my career it will be to listen to what people say you can't do ... then to go and to it. This is what life is all about."

So we were just reminded.

Ravens proving to be team of destiny

By Jamison Hensley
ESPN.com
January 13, 2013

As the Baltimore Ravens celebrated winning one of the best playoff games in NFL history, the players came off the field yelling, "No one thought we would win."

The Ravens made a convincing statement in Saturday's AFC divisional playoff game, riding big plays from Joe Flacco and a wave of emotion surrounding outgoing leader Ray Lewis. Their 38-35 double-overtime victory over the top-seeded Broncos was epic and thrilling. But it's not the fact that the long-shot Ravens won. It's how they won. What makes you believe in the Ravens more than ever is how unbelievable the triumph was.

How does a team that lost four of its last five regular-season games (the Ravens) beat a team that had won 11 straight (the Broncos)? How does Corey Graham, a Pro Bowl special-teams player last season, intercept Peyton Manning twice, including in overtime to set up the winning score? And how does Jacoby Jones get behind two Denver defenders to catch a soaring, 70-yard touchdown from Flacco to tie the game with 31 seconds remaining in regulation?



By the time Justin Tucker's 47-yard field goal sliced inside the right upright to end the fourth-longest game in NFL history, there was a sense that this was more than a special victory. This is a special team.

There always seems to be a team that gets hot late and makes an improbable championship run. The hot team this season is the one that emerged victorious after braving 4 hours, 11 minutes in minus-1 wind chill temperatures. It's a Ravens team that is headed to its third AFC Championship Game in five seasons but never before in such improbable fashion.

"We could be a team of destiny," running back Ray Rice said. "But I think we're a team of believers."

It's hard not to believe in the Ravens after witnessing the final minute of the fourth quarter. The Ravens trailed 35-28 with 41 seconds remaining and no timeouts. They stood 70 yards from the end zone on third down.

The Ravens' hopes didn't look much brighter when Flacco dropped back and immediately felt pressure coming from both sides. Then, right as he saw a receiver getting behind the defense, Flacco stepped up and heaved the ball 54 yards in the air. Jones, who described the pass as a pretty spiral punt that landed in his hands, caught the ball at the 20-yard line before outrunning cornerback Tony Carter and safety Rahim Moore to the end zone.

If Nashville can have the Music City Miracle, the Ravens can have the Mile-High Miracle.

"You have to get a little bit lucky. It worked out," said Flacco, who averaged 18.3 yards per completion. "We're able to take a shot, and everybody came through when that one opportunity kind of arose."

How much were the odds stacked against the Ravens at that point? According to ESPN Stats & Information's win probability model, Denver had a 97.2 percent chance of winning the game before the Jones touchdown. In other words, Flacco might have had a better shot at winning the lottery than this game.

"It was one of those miraculous plays," said Graham, who watched the play from the sidelines. "I don't think it will ever be forgotten."

Before this game, Ravens safety Ed Reed watched a piece on television about how the Immaculate Reception occurred in the 1972 season and The Comeback (the Bills rallying from a 32-point deficit) happened in the 1992 season. Now, Flacco's desperation pass will be added to NFL lore.

"I was just watching that not knowing today would be one of those special moments in time," Reed said.

So, does Reed get the feeling the Ravens are one of those special teams?

"We knew it was a special team regardless of what happened at the end of this," he said.

Reed is right. The Ravens have bonded this season over adversity, from the passing of owner Art Modell just before the start of the season to the death of Torrey Smith's younger brother in Week 3. They have been able to overcome injuries to linebackers Lewis and Terrell Suggs, and watched both return to the team when many initially thought both would be lost for the season. And don't forget about the Ravens' other miracle this season -- Rice converting fourth-and-29 in San Diego.

Still, the Ravens looked like the least likely of the AFC teams to make a Super Bowl run. They backed into the playoffs with a disastrous December, which included losing four out of five games and the firing of offensive coordinator Cam Cameron. The turning point came four days before Baltimore's first playoff game, when Lewis announced this was going to be his "last ride."

"We're dealing with something where everything is 'a last' for us. It's the last game or last drive for Ray Lewis," Rice said. "Peyton is coming back next year. [Colts coach Chuck] Pagano is coming back to coach next year. We love them guys, but it's the last for our guy."

Lewis and the Ravens have embraced the underdog role, and few gave the Ravens much of a chance in the divisional playoff game. Baltimore was a nine-point underdog, and for good reason. The Ravens had lost nine straight to Manning. They had lost to the Broncos by 17 points just four weeks ago. And the Ravens were traveling across two time zones on a short week of rest.

None of that mattered as the Ravens battled back in a game in which they trailed by seven points four times. The Ravens battled back after giving up a 90-yard touchdown on the game's first punt and a 104-yard touchdown on the opening kickoff of the second half. It was the ultimate test in postseason resiliency.

"If I miss anything about my career, it will be to listen to what people say you can't do and then go do it," Lewis said. "There was only one way to cap last week, and that was to win this week. And that's what we, as a team, spoke about. We said: 'What if we do the impossible?'"

The Ravens await the winner of Sunday's AFC divisional playoff game between the New England Patriots and the Houston Texans.



Baltimore players said they didn't care whom they faced, and you tend to believe them. This playoff run is about the Ravens and a personal mission that began last season when Lee Evans failed to catch that pass in the AFC Championship Game.

"We feel like it's going to take a lot for someone to kick us off that field come the AFC Championship Game," Flacco said. "We know what it felt like last year when we walked off that field without that win. We know what we've put in to get back to this point."

Ravens offense wakes up in second half of 24-9 win over Colts

By Jeff Zrebiec
The Baltimore Sun
January 6, 2013

Ray Lewis ran on the field one more time and the man who has written the Ravens' defensive record book had another career first left in him. As quarterback Joe Flacco prepared to kneel down, Lewis jogged about 10 yards behind him and took his place in victory formation.

Once Flacco took the final snap and handed the ball to referee Mike Carey, Lewis did his trademark dance. This was indeed Lewis' day. After a 17-year run with on franchise, he earned that much in the final home game of his career.

But when it was over, the Ravens rushed onto the field to celebrate the continuation of not just Lewis' Hall of Fame worthy career, but their season. A 24-9 victory over the Indianapolis Colts in front of an announced 71,379 at M&TBank Stadium sends the Ravens into the second round of the playoffs, where they will meet a Denver Broncos' team that embarrassed them by 17 points at home three weeks ago.

The Ravens and Broncos will play at Mile High Stadium at 4:30 p.m. Saturday, and a win would get the Ravens back into the AFC championship game for a second straight season. As it is, the Ravens have now won a playoff game five straight seasons. John Harbaugh is the first coach since the 1970 NFL merger to accomplish that in his first five seasons at the helm.

"I think we're all appreciative, grateful for the opportunity to be here and to witness this historic moment in sports," said Harbaugh who is now 6-4 in the postseason, including 4-0 in wild-card games. "It wasn't just about one guy. Nobody understands it more than the one guy we're talking about. It was about a team. It was about a city, a fan base, about a great sport, about a great career. I'm just humbled to be part of it."

Lewis, who announced Wednesday that this playoff run would be his "last ride," took a victory lap around M&T Bank Stadium, reminiscent of former Oriole Cal Ripken Jr. at Camden Yards after he broke Lou Gehrig's consecutive games streak. In his first game since he tore his right triceps on Oct. 14, Lewis was credited with a game-high 13 tackles.

"It probably won't sink in," said Lewis when asked about never getting an opportunity to play at M&T Bank Stadium again. "You know what, the reason is because the next thing on my mind is, as a team, we are poised to go do something. As men, we made a commitment to each other and that is to head next week to Denver to get a win."

Flacco and the Ravens' defense which gave up plenty of yards but kept the Colts out of the end zone turned a tenuous four-point halftime lead into a relatively comfortable victory, allowing the Ravens to pay tribute to Lewis in the game's final couple of minutes.

Shrugging off a sluggish start, Flacco threw second-half touchdowns to tight end Dennis Pitta and wide receiver Anquan Boldin to pull away from the Colts, who had rebounded from a two-win 2011 season to become one of the surprises of the NFL.

Held without a catch in the first half, Boldin set a playoff team record with 145 receiving yards on five catches. His 18-yard touchdown over Darius Butler with 9:14 to play gave the Ravens the 24-9 lead, and cornerback Cary Williams all but sealed the victory with an interception of rookie Andrew Luck on the Colts' next possession. The Ravens' 441 yards of offense, which included 103 rushing yards from rookie Bernard Pierce, was a franchise playoff record.

"The bottom line is we haven't won it all, and that's been our goal, and that's our goal this year," Flacco said. "Right now, we're just focused on going up to Denver and we'll have to move on from this one quickly and get another step closer to our goal."

After the game, Boldin acknowledged that he wanted to play Denver again and when asked why Saturday will be different, the wide receiver said, "We'll make it different."

The AFC North-champion Ravens entered the playoffs having lost four of five games, but they showed some significant progress in some areas while continuing to look vulnerable in others.



A re-tooled offensive line, which featured Bryant McKinnie at left tackle, Michael Oher at right tackle and Kelechi Osemele at left guard, allowed Flacco to be sacked only once and gave him the time to take several shots down the field. Flacco was 12-of-23 for 282 yards, two touchdowns and no turnovers in a game where the Ravens averaged 7.9 yards per play and had eight plays of 20 yards or more.

The Ravens also rushed for 170 yards but the ground game was marred by two Ray Rice fumbles, his first two turnovers of the season.

"I'm going to address it. I'm not a fumbler, you guys know that, and that'll be the last time I address me fumbling," said Rice who lost both fumbles in Colts' territory. "It won't happen again."

On defense, the Ravens allowed the Colts to amass 419 yards and to control the ball for 37:32, yet they forced two turnovers and sacked Luck three times. Luck completed 28-of-54 passes for 288 yards, but he turned the ball over twice in Ravens' territory.

By the time pre-game introductions began, there wasn't an open seat to be found. Following the announcement of safety Ed Reed who also may have played his last home game as a Raven, Lewis came out and did his trademark dance as the Ravens rushed toward him. Flacco joked that he tried to convince his wife, Dana, to bring in a video camera to capture the moment. Harbaugh also inched forward to get a good view.

With all the emotion on both sides — Colts head coach and former Ravens defensive coordinator Chuck Pagano was on the sidelines for the second straight week as he battles leukemia — neither team got off to a particularly good start. The Ravens finally found the end zone on fullback Vonta Leach's 2-yard run 50 seconds before halftime, a score that was set up by a 47-yard screen pass to Rice.

That appeared to get Flacco going. He was 3-for-4 for 76 yards on the Ravens' second drive of the third quarter, which ended with a 20-yard touchdown to Pitta. Following kicker Adam Vinatieri's 40-yard miss early in the fourth, Flacco needed just five plays to get the Ravens in the end zone as he hit Boldin for 18 yards.

About an hour after the game and his victory lap, Lewis said he would allow his teammates to enjoy the victory for no more than 12 hours. Lewis had already turned in his iPad so it could be loaded with game film of Peyton Manning and the Broncos. Ravens fans may never forget Lewis' final home game, but the 37-year-old linebacker had already moved on.

"At the end of the day, it's not about me and Peyton. It's about their team against our team," Lewis said. "I just like our team. I love our team right now and I'm really looking forward to going out there and playing them next week."

Ray Lewis: Greatest defensive player ever

By Jamison Hensley
ESPN.com
January 2, 2013

Ravens linebacker Ray Lewis, who announced that he will retire at the end of the season, will leave this game with a lot of titles.

Twelve-time Pro Bowl player. Seven-time All-Pro. Two-time NFL Defensive Player of the Year. Super Bowl MVP.

Here's another one that should be added to the list: greatest defensive player in NFL history.

Some will argue for Lawrence Taylor, Dick Butkus, Reggie White or Ronnie Lott. What makes Lewis stand above all of them is how he dominated in every facet. While Taylor changed the game in the 1980s, Lewis did the same in this generation with his range, strength, speed and intelligence.

"Everything that starts has an end. It's just life," Lewis told reporters Wednesday. "And for me, today I told my team that this will be my last ride. I told them I just felt so much peace at where I am with my decision because of everything I've done in this league. I've done it, man."

When it came to the running game, Lewis was fast enough to chase down running backs and physical enough to make them pay when he did. In Lewis' first 16 seasons, Baltimore never allowed more than 3.9 yards per carry.

When it came to the passing game, he was explosive enough to rush the passer and athletic enough to cover running backs and tight ends. He's the only player in NFL history to amass 40 sacks and 30 interceptions.

Lewis isn't simply the best defensive player because of his play. What made Lewis special was how he elevated those around him and consistently made the Ravens the most feared defense. Since 1999, in the 11 seasons in which Lewis has played at least 12 games, the Ravens' defense ranked in the top 10 every year, including eight times in the top three. Teams have signed Lewis' teammates to big



contracts (Duane Starks, Ed Hartwell, Sam Adams, Bart Scott) in trying to build their defenses, but few have ever played as they did beside him.

It's more than stats that make Lewis the best ever. It's the jaw-dropping memories.

In 1999, Lewis ran down San Diego slot receiver Eric Metcalf from behind from the far side of the field after Metcalf caught a 20-yard pass over the middle in full stride. In the 2000 playoffs, Lewis grabbed a bobbled pass to Eddie George, ripped his leg away from the Titans running back and ran in the interception for the score. In 2008, Lewis ran to the hole and hit Rashard Mendenhall so hard that he fractured the shoulder of the Steelers running back. In 2009, Lewis closed out a win in San Diego with a spectacular fourth-down tackle in which he ran through the line and hit Darren Sproles as soon as he took the handoff.

Lewis beat teams because he was stronger than them. He beat teams because he was faster. And, by the time he reached 30, he beat them by using his head, studying film to the point where he called out the offense's play before the ball was snapped.

Lewis' impact on the game stretches beyond the field. He's been the main reason that four of his defensive coordinators went on to become head coaches: Marvin Lewis, Mike Nolan, Rex Ryan and Chuck Pagano.

What makes Lewis' career reach an epic level is its duration. Mike Singletary retired after 12 seasons with the Bears, before his play declined. The Steelers' Jack Lambert walked away after 11 years because of a severe toe injury. The Bears' Butkus stopped after nine seasons because of knee injuries.

Lewis has been shedding blocks from 300-pound linemen and chasing down 20-something running backs for 17 seasons and 228 games. He's made more tackles (2,050) than many have played snaps for a career. Sure, Lewis wasn't the same linebacker this year that he was five or 10 years ago. But the Ravens wouldn't want anyone else manning the middle of their defense.

"I can't picture Baltimore without him," running back Ray Rice said. "Baltimore is Ray Lewis."

The Ravens should just put Lewis in the Ring of Honor on Sunday, which is likely his final game in Baltimore. They need to make his No. 52 the first one the franchise will retire. They need to build a statue of Lewis right next to Johnny Unitas' statue outside M&T Bank Stadium.

Lewis' influence goes beyond the Baltimore Inner Harbor. For nearly two decades, defense in the NFL has been synonymous with Lewis. Relentless in the NFL has also been defined by Lewis.

He is coming back 11 weeks removed from a torn triceps, an injury that many believed would end his season. Lewis, though, is coming back for the playoffs and going out on his own terms.

Lewis came into the league as the 26th overall pick in 1996, sliding down the first round because he was considered undersized. Seventeen years later, he leaves the game with a legacy that is larger than life.

Jacoby Jones, Ed Reed, Haloti Ngata, Ray Rice, Vonta Leach, Marshal Yanda named to Pro Bowl squad ***Jacoby Jones made it for the first time***

By Jeff Zrebiec and Aaron Wilson
The Baltimore Sun
December 26, 2012

It was at some point after his 105-yard sprint for a touchdown against the Oakland Raiders in mid-November when Jacoby Jones realized that his first season with the Ravens most likely would end in Honolulu.

Jones, who has three return touchdowns this season and leads the NFL in kickoff return average, was named to the Pro Bowl team for the first time in his career. Selected as a return specialist for the AFC, Jones said he'll bring his mother and his lead blocker, Anthony Allen, on the trip.

"This means a lot," said Jones who signed a two-year deal with the Ravens in May after he was cut by the Houston Texans. "It says you are in the elite of the elite, which is tough to do, and that takes a lot of consistency and hard work. But again, a lot of praise goes to the guys blocking in front of me."

Jones should have plenty of company in Hawaii as six Ravens were selected for the game, which will be played Jan. 27 at Aloha Stadium, the week prior to the Super Bowl.



Joining Jones as starters are fullback Vonta Leach, offensive guard Marshal Yanda and safety Ed Reed. Running back Ray Rice and defensive tackle Haloti Ngata made the team as reserves. Safety Bernard Pollard was selected as a first alternate, meaning he'd make the team if a player ahead of him can't participate.

Jones was the only first-time selection in the group.

"I had a chance to come here, and it's been a breath of fresh air," said Jones who is the first Raven to have multiple kickoff return touchdowns in either a season or a career. "As soon as I walked through the door, they told me to be myself and that they'd give me an opportunity. They told me to make plays when they call my number, and that's what I've tried to do."

Reed has now made the Pro Bowl nine times in his 11-year career. Ngata is a four-time Pro Bowl selection, while Rice and Leach both made it for a third time. Yanda also is a two-time Pro Bowl starter.

The Ravens have had at least five players named to the Pro Bowl in each of the past five seasons.

"It really is a great thing," coach John Harbaugh said. "That's something that you really feel so good for those guys, especially a number of guys have made it a number of years in a row. You look at a guy like Ed Reed, who has made it all these years in a row. It almost becomes expected, but then what an accomplishment that really is. ... I think most of us look at it like it's a team thing. Vicariously, we all take pride in that. When a guy makes it on offense, all the guys on offense feel like they were part of that. It's a big deal."

The rosters for the AFC and NFC were selected based on the votes of players, coaches and fans, with each group counting for one third of the vote. Pollard and Ravens left tackle Michael Oher both won the fan ballot at their position, but they were not immediately selected for the game.

Reed's selection generated some outside criticism because the safety has struggled at times this season, making 58 tackles, four interceptions and totaling 15 passes defended. Several football pundits voiced the opinion that San Diego Chargers safety Eric Weddle should have been on the team.

"I wouldn't expect anything different from Ed Reed," Ravens cornerback Corey Graham said. "He's Ed Reed. It's great to see him make it this year. He's a Hall of Famer for a reason."

Ngata, who will back up interior defensive linemen Vince Wilfork of the New England Patriots and Geno Atkins of the Cincinnati Bengals, also has had a relatively quiet year by his standards. Dealing with knee and shoulder injuries, Ngata has 51 tackles and five sacks in 14 games.

Rice is sixth in the NFL and second in the AFC in yards from scrimmage per game (107.7). He also has 10 total touchdowns and ranks first among AFC running backs in receptions (61). He'll play behind starters Arian Foster of the Texans and Jamaal Charles of the Kansas City Chiefs.

"Honestly, the ultimate goal is the Super Bowl. I always put that out there but to have that amount of respect around the league is something you never take for granted," Rice said.

Leach, who has made the Pro Bowl in both of his seasons as Rice's lead blocker, agreed with Rice, acknowledging that while it's nice to get recognized by his peers, it's far more important to reach the Super Bowl which will be held Feb. 3 at the Mercedes-Benz Superdome. Players participating in the Super Bowl do not play in the Pro Bowl the week before.

"I just want to win. I don't play this game for individual awards," Leach said. "I'd rather be in New Orleans than go to the Pro Bowl."

Joe Flacco Lights Out In Victory

The Ravens quarterback had one of his best games this season following weeks of criticism.

By Garrett Downing
BaltimoreRavens.com
December 24, 2012

Joe Flacco smiled as he sat on the bench late in Sunday's game against the New York Giants.

He had just finished one of his best performances of the season, and he got to enjoy the final series from the sidelines as the Ravens put in backup quarterback Tyrod Taylor to finish off the Ravens' 33-14 victory.



Flacco was shown on the Ravens video boards, bringing big cheers from the crowd at M&T Bank Stadium. It was a far cry from the boos and criticism Flacco had endured following last week's loss to the Broncos.

With the pressure on him to perform, Flacco responded in a big way and led the Ravens to a critical late-season victory.

"I know he's been getting a lot of gripe the last couple of weeks, probably even from teammates," safety Ed Reed said. "It's a process. It's a process we are all in together. He had a great game."

Flacco finished the day with 25-of-36 passing for 309 yards and two touchdowns. He was sharp and effective throughout the day, and led the Ravens offense to a season-high 533 total yards.

He spread the ball around to seven receivers, was quick to release the ball in the pocket and also kept plays alive with his feet. Flacco had the Ravens offense clicking, and orchestrated the up-tempo approach to near perfection.

"Joe was lights out today," tight end Dennis Pitta said. "He threw for over 300 yards and was seeing the field great and delivering the ball right where it had to be. He made a ton of big plays and got our offense started fast and rolling from the beginning."

The performance from Flacco came after a rocky couple of weeks.

He had struggled recently, committing six turnovers during the three-game losing streak. His play and his impending free agency had become a popular topic among the local and national media, with some even questioning whether he was the long-term solution for the Ravens at quarterback.

Following the dismissal of Offensive Coordinator Cam Cameron after the Week 14 loss to Washington, Flacco admitted that more pressure would fall on him to lead the offense and play at a high level for the rest of the season.

The magnifying glass was then placed squarely on Flacco following last week's loss, where he had two critical turnovers, including an interception return for touchdown that ended up being the game-changing play.

"When you lose three straight, people look at the quarterback, that's part of the job," Flacco said. "I think a lot is made and sometimes it really isn't that much, and it's not my job to really listen to [the criticism], so I don't. ... I believe in myself. I believe in this team."

The showing from Flacco Sunday displayed the resiliency of the fifth-year quarterback, who has now led the Ravens to AFC North titles in back-to-back seasons.

"I think it says that he's a very good quarterback, number one," Head Coach John Harbaugh said. "It also says that he has a lot of determination, a lot of pride, and he was able to handle that. That's probably the biggest thing. You have to have think skin, skin like an armadillo."

His teammates spoke highly of what Flacco was able to do with his back against the wall.

"I've always said that he's handled the pressure better than anybody I've ever seen," running back Ray Rice said. "He's done a great job handling it – and as I said, we go as Joe goes."

"I think Joe plays big every week," tight end Ed Dickson added. "When Joe is in the zone, he looks like one of the best quarterbacks out there. We told him as an offensive group that we have his back. ... I think Joe stepped up big and he showed a little emotion today."

Flacco said that his confidence never wavered, and spoke adamantly after last week's loss to Denver that the Ravens would have to respond and find out what kind of team they are in the final weeks of the season.

There is still plenty of football left to be played, but Sunday's win over the Giants was a step in the right direction.

"I think that we showed ourselves and we showed people today that we are that kind of team," Flacco said. "We're here to stay and we just have to do all we can to get better, to play like this and even get better than this throughout the remaining weeks."



Byrne Identity: Ray Lewis Talks About Pain And Coming Back *Will Ray Lewis return this season? 'Oh yeah,' he confidently told Kevin Byrne.*

By Kevin Byrne
BaltimoreRavens.com
December 21, 2012

The device sends electronic stimulation to the injured area. Depending on the voltage, the feeling ranges from unusual to painful. Add lifting some weights with the same arm while the electricity is being sent to the injured area. That really hurts.

That is not for the faint of heart. It makes you cringe to watch.

Beads of sweat formed on Ray Lewis' face as he regularly did exactly that exercise, pushing himself to a return to the field for the Ravens. "Pain exists, and I'm impatient. If pain is the thing, I'm committed to coming back. Don't tell me to stop because of pain. I'll be smart if you tell me I can be reinjured. I'll fight pain. I'll go beyond the norm."

He did, and he continues to do this.

When Ray was injured against the Cowboys on Oct. 14, doctors said it was season-ending. "The docs told me it would be four months, at best, before I could use my arm to play football again.

"I wasn't having that," Lewis told me yesterday morning.

"I called Ozzie (Newsome), and I told him that I could come back and help the team this season. I asked him not to put me on injured reserve. I told the same thing to 'Harbs.' I asked them to believe me. I knew I could do it. I know my body better than anyone."

After some discussions with our doctors and trainers, Oz decided to place Ray on injured reserve, but on a new list that allows a player to return to the roster, rather than be out for the season. Each team is allowed to use this designation once per season.

"Did I believe Ray could come back? Well, it is Ray, and if any player could do it, it would be him. I believed him. We trusted him," Newsome explained.

Will Ray Be Back This Season?

"Oh yeah, I wanted to play last Sunday against Denver (first game Ray was allowed to come off the reserve list). But, the docs said, 'No.' As soon as they open the door, I'm walking through it," Ray said.

How excited would he be to come out of the tunnel to be introduced to the M&T Bank Stadium crowd?

"I might pass out. My heart would be racing. Maybe some of the fans would pass out too," Lewis said chuckling.

(I told Ray we are introducing the defense this Sunday. "You know I'm trying to prove to them that I can go," he said.)

Don't Watch Ravens With Ray

"When I was first injured and had surgery, the docs and trainers wanted me to rest. I went to my home in Florida. I had to watch some of our games on TV," Lewis said.

How was that?

"Terrible. The first one I watched was the Houston game. I was yelling at everyone. I had to go to a room and watch by myself. I was the fan no one wanted to sit around. I was yelling at position groups, individuals. I was furious. When the game got out of hand, I was like, 'Just man up. Hit someone in the mouth. Let them know you're not giving up and that there will be a next time.'"

Any Good Part Of Being Sidelined?

"The best part was spending more time with my children. I got a taste of what's it going to be like when I stop playing in the NFL. It's special."

For example?

"Two of my sons play on the same high school team. My oldest – he's going to the 'U' – was having to deal with injuries too. They made the playoffs and made it to the last round, but, in the end, they had too many players hurt. Ray Jr. had messed up his wrist and was



dealing with a groin injury. I had to talk to him and tell him that, 'Sometimes it's OK to sit out. They (injuries) happen for a reason, Junior.' He cried. I told him, 'This doesn't mean life is over.' So, I had to practice what I preached. He was dealing with it, and Junior helped me deal with my injury.'"

Ray Believes

"We need some momentum right now," Lewis said when talking about a Ravens' run to the Super Bowl. "Momentum is real in life and in football. Good things lead to good things. Bad can lead to more bad. We're giving effort, but it hasn't been rewarded over the last three games. Look what those young lions did on defense in the first half against Denver. Three-and-outs against Peyton Manning! That was real.

"But, you can't make mistakes. We can't give up big plays, and we can't give the other team the ball. We have young talent. We don't have maturity. Sometimes we play checkers when we should be playing chess. Like Coach (Harbaugh) says, 'More games are lost than won.' In checkers, you want to take a quick jump. In chess, there's more strategy. Sometimes the quick jump is not what you need. Sometimes you need to play chess: 'If they do this, we do that. If they do this, what does it mean for the next series?' We can swing this momentum.

"We just need to win this next game and start a run. I believe we can do this," Lewis concluded.

Are We Seeing The Final Games Of Ray Lewis?

I'm not sure. I believe Ray has made up his mind, and he'll share that when he believes it is appropriate. In the meantime, I know this. He's coming back this season. Whether it's this Sunday against the Giants or next week in Cincinnati, or in the playoffs, No. 52 is going to help this Ravens team complete the 2012 journey.

How cool would it be for him to run out of our home tunnel at least one more time? **"At linebacker, No. 52, 13-time Pro Bowler and two-time NFL Defensive Player of the Year, Ray Lewis."** My heart will pound. So will his. So will the hearts of many Ravens fans. Maybe it will happen this Sunday. I hope so.

Injuries have forced the Ravens to lean on a patchwork defense

Only four Ravens defensive players have started every game this season — and two of them are expected to miss Sunday's showdown with Denver

By Jeff Zrebiec
The Baltimore Sun
December 15, 2012

When Denver Broncos quarterback Peyton Manning goes under center Sunday, starts barking out calls and then takes one final glance across the line of scrimmage, what he sees will bear very little resemblance to any Ravens defense he has ever faced.

For the past decade as a member of the Indianapolis Colts, Manning took apart some of the Ravens' most dominant defenses. Sunday at M&T Bank Stadium, Manning and his 10-3 Broncos will oppose one of the Ravens' most vulnerable ones.

Injuries have forced the Ravens to rely on standout special teams players as defensive starters, thrust normally little-used players into big roles and given guys who were either at home or on the practice squad just weeks ago opportunities to aid in the playoff push.

"I don't think I've ever had so many [players] out for long periods of time and all at the same time," Ravens defensive coordinator Dean Pees said. "It's been interesting."

Pees, who has been forced to juggle his personnel throughout his first season as Ravens defensive coordinator, clearly hasn't lost his sense of humor even in the midst of preparing for Manning and Denver's explosive offense. Asked Thursday who will wear the headset in his helmet and relay the play calls to the rest of the defense, Pees grinned and said, "Next question," before breaking out into laughter. "No, Josh Byner probably, or whoever will be in there at inside linebacker. I hate to say Josh, because it's only Thursday, so it's hard to tell."

Byner, signed as an undrafted free agent last year, has never started a game in his NFL career and was on the practice squad just eight weeks ago. Yet Sunday, he could find himself matching wits with Manning, a colossal challenge for even the most experienced and accomplished player. Such is the state of the Ravens' linebacker corps, a group that has come to symbolize the team's recent injury woes and defensive struggles.



Inside linebacker Ray Lewis, the longtime face and voice of the Ravens defense, has been out since Week 6 with a torn right triceps and wasn't activated for Sunday's game. Lewis' replacement, Jameel McClain, has already been declared out with a neck injury.

Weak-side linebacker Dannell Ellerbe, who had elevated his play in Lewis' absence, is in danger of missing his third straight game with an ankle injury. Rush linebacker Terrell Suggs, whose season has been marred first by a torn Achilles and now by a torn biceps, is also a game-time decision.

"I've been here for four years and it's never been this bad," said linebacker Paul Kruger, who leads the Ravens with eight sacks despite missing one game with a bad back. "It's a tough thing to go through. We are a very talented team with a lot of potential, but to have those guys go down at any time of the year, especially this late in the season, it just really [stinks]."

The Ravens' defense ranks 24th in the NFL in yards allowed per game (375.9). It ranks 25th against the run (129.3 yards per game) and 23rd against the pass (246.6). Coach John Harbaugh and Pees have never used injuries as an excuse for the team's uncharacteristically poor defensive play, acknowledging that other factors have contributed.

There have been instances of poor tackling, lapses in communication and ill-timed breakdowns. The pass rush has been inconsistent and the coverage, at times, has been poor. But some of those issues might be partially explained by the number of Ravens defensive players in the training room during the week rather than on the practice field.

"It's been tough," Harbaugh said. "It's as many injuries as we've probably ever had on defense here in the last five years, and I'm really proud of the guys. The guys have stepped up."

Only four defensive players — McClain and defensive backs Cary Williams, Ed Reed and Bernard Pollard — have started all 13 games for the Ravens. That number will probably decrease by two as McClain is out today and Pollard likely won't play because of a chest injury.

"It's always tough when guys get hurt, but this is the NFL," said Reed, who has played much of the season with a labrum tear in his shoulder. "Guys get paid to be professionals, so you expect that guys will come in and do a good job. It's tough because your communication and everything has to change a little bit more. It puts more on guys like myself, which comes with the territory."

Longtime teammates Lewis and Suggs have each missed seven games this season and still have yet to be on the field at the same time. The Ravens' top cornerback, Lardarius Webb, was lost for the season in Week 6 with a serious left knee injury, and his replacement, Jimmy Smith, has missed five consecutive games with a sports hernia.

Defensive tackle Haloti Ngata has missed just one game, but shoulder and knee injuries have contributed to his looking ordinary at times. Second-year defensive end Pernell McPhee, who was second on the team last year with 6.5 sacks, has just a half-sack this year, and he has played just nine games because of injuries.

Given more opportunity, Kruger and defensive end Arthur Jones have played well, and cornerback Corey Graham, signed this past offseason primarily for his work on special teams, has solidified the secondary. However, the injuries have left the Ravens thin and vulnerable in other areas.

Two weeks ago, the Ravens let journeyman third-string quarterback Charlie Batch drive the Pittsburgh Steelers down the field for the game-winning field goal as time expired. Last week, Washington Redskins rookie backup Kirk Cousins took over for an injured Robert Griffin III and threw a touchdown pass and then ran in the 2-point conversion to tie the game with under a minute to play. The Redskins then won it in overtime, dealing the Ravens their second straight loss and putting even more importance on today's showdown with the Broncos, who have already clinched the AFC West.

On Cousins' 11-yard touchdown pass to Pierre Garcon, veteran cornerback Chris Johnson, who was out of football four weeks earlier until the secondary-needy Ravens called, was beaten.

"There's a lot of talk about the backup quarterback thing. It isn't so much those guys, it's us," Pees said.

"It had nothing to do with Batch or with Kirk Cousins. Any college quarterback could have thrown Kirk Cousins' touchdown pass. It's us executing the defense, and it was no rare defense. The injury factor had no bearing on that play. I know it may have been a new guy, but we still have to make that play. We can't use that as an excuse going forward."

Still, after watching Batch and Cousins deny them wins, it's fair to wonder how the Ravens will be able to slow Manning today, and then his younger brother, Eli, next weekend when the New York Giants visit M&T Bank Stadium.

The Broncos are second in the league in points per game (28.8) and Peyton Manning, after missing last season with a career-threatening neck injury, is second in the league in touchdown passes (30) and completion rate (68.3). His teams have beaten the Ravens in eight straight matchups dating to the 2002 season, but neither that — nor the rash of injuries the Ravens are dealing with — mean anything to the veteran quarterback.



"Every team deals with injuries. It's just the 'Next man up' mentality. I know Baltimore has that, and I know we've had that here," Manning said. "Ray Lewis is a guy that we all know is hard to replace, but you've seen it in Baltimore in years past. They have always had young talent and guys ready to step in. They are still very aggressive on defense no matter who's in there."

Jim Caldwell has built a reputation with up-tempo offenses

By Aaron Wilson
The Baltimore Sun
December 10, 2012

Jim Caldwell built his NFL reputation through a successful collaboration with Peyton Manning, reaching a Super Bowl as the Indianapolis Colts' head coach and winning another as the position coach for the star quarterback.

Since joining the Ravens as quarterbacks coach in February, Caldwell has worked quietly behind the scenes to help install a no-huddle offense that was used prominently at the start of the season only to be scrapped in recent weeks.

Now that Cam Cameron has been fired as offensive coordinator and Caldwell has replaced him, the veteran NFL assistant will put his stamp on the Ravens' offense.

And the look of that offense is expected to take on a hurry-up approach given Caldwell's background with the Colts' offense and his role working with quarterback Joe Flacco since his arrival in Baltimore.

"You saw they focused on the no-huddle a lot in the offseason, started out using it effectively and then waned a bit as the season progressed," NFL Films analyst Greg Cosell said. "I think it's something they would like to go back to with Jim. I think he's highly thought of. He's very good with the subtle details of quarterback play."

"I think the big issue is how much can you change this late in the season. I would expect to see an emphasis on a different part of the playbook with them making this change at this stage."

Known for his low-key demeanor, Caldwell, 57, didn't signal his arrival with bold statements or promises about energizing an offense that's averaging 344.4 yards to rank 18th in total offense and ninth in scoring with a 25.5 points a game.

Both Caldwell and Ravens coach John Harbaugh emphasized there won't be a major change in approach.

"It's not a system change," Caldwell said Monday at the Ravens' complex. "Obviously, the Ravens' offense is the Ravens' offense. It's not a philosophical change. John sets the philosophy here of this team, and we follow suit."

Although Caldwell has a lengthy resume with 35 years of coaching, including three years as the Colts' head coach and operating as Manning's quarterbacks coach for three of his four NFL Most Valuable Player awards, he has never been an offensive coordinator.

And the former Wake Forest head coach hasn't called plays in the NFL. During Caldwell's six years as Manning's position coach, Manning piled up an NFL-best 29,210 yards, 222 touchdowns, 66.5 completion percentage and a 100.5 quarterback rating.

"Jim is qualified," Harbaugh said. "Jim is a heck of a coach, and we have a heck of a staff. It's going to be the Ravens' offense. We're down the road with our offense, and we'll continue to build on what we've been doing."

"Jim has been a part of that the whole season along with the rest of the coaches. It's always a collaboration, and we'll do it together. We're looking forward to seeing how it plays out."

Flacco recently told The Baltimore Sun he didn't know why the Ravens had stopped using the no-huddle attack.

Running an up-tempo offense is something that Flacco has acknowledged he enjoys and feels like it plays to his strengths as a pocket passer.

"It seemed to work when they did run it this season, and I know Joe is a big proponent of the no-huddle because it keeps defenses on their heels and they can't switch and substitute," former Ravens wide receiver Derrick Mason said in a telephone interview. "Joe runs the two-minute offense really well. From what I've heard about Caldwell, he's a good guy."

"Hopefully, he's been in Baltimore long enough to know the pulse of this offense and build that rapport and relationship with Joe and can step into a leadership role where guys will believe in what he's saying. If he doesn't have that relationship, he's going to run into the same problems that Cam did."



This promotion marks a big change for Caldwell in terms of his role on the staff.

However, he's already left an impression on the offensive players.

"Everybody has respect for him," Ravens offensive tackle Bryant McKinnie said. "He gets along with everybody. He's been kind of quiet because he was the quarterbacks coach. I'm sure we'll see more of his personality now that he's the offensive coordinator."

After accepting the new responsibilities, Caldwell met with the offensive coaches, watching video of the Ravens' 31-28 overtime loss to the Washington Redskins that marked Cameron's final game as offensive coordinator. He also met with players.

"I had an opportunity to talk with them and really, in a nutshell, just try to make them understand really what we're trying to do is just to get about that much better," said Caldwell while holding his index finger and thumb a few inches apart. "And that's a difficult task obviously trying to get that done in this league, but that's what we're shooting for."

Harbaugh didn't say whether Caldwell will be the Ravens' permanent offensive coordinator, but did indicate that he would work in a dual capacity by remaining the quarterbacks coach. It's also unclear if Caldwell will shift to the field as offensive coordinator or remain in the coaches' booth as he did as quarterbacks coach.

When asked if this represented an audition for Caldwell, Harbaugh replied: "Long-term considerations are long-term considerations, and that's not in the forefront of our mind right now."

Jim Caldwell In, Cam Cameron Out

Jim Caldwell has not been a play caller yet during his coaching career.

By Ryan Mink
BaltimoreRavens.com
December 10, 2012

Cam Cameron has been removed as the Baltimore Ravens offensive coordinator and former Quarterbacks Coach Jim Caldwell has been promoted into his position.

The team officially announced the news Monday afternoon following a 31-28 loss to the Washington Redskins, handing the Ravens a second straight loss.

"It's not about fair or unfair, right or wrong," Head Coach John Harbaugh said.

"My responsibility is to the whole team and what's best for them right now. We need a change. Our plan and our goals are to win games, win our division and get to the playoffs."

Caldwell mentored quarterback Peyton Manning in Indianapolis and was the Colts' head coach for three years. However, he has never been an offensive play caller during his 12 NFL seasons or in college.

Cameron had been the Ravens' offensive coordinator since 2008, the start of the Harbaugh era.

During that time, the highest the Ravens offense has ranked in terms of yards per game is 13th in 2009, when Baltimore posted 351.2 yards per game.

Baltimore's offense has added weapons over the past several years, but has not made much overall improvement. It currently ranks 18th in the league with 344.4 yards per game. The Ravens are in the top 10 in points per game this year.

Cameron has largely been in charge of overseeing quarterback Joe Flacco's development. He was the offensive coordinator and quarterbacks coach last year before Caldwell was brought in this season to work with Flacco.

But Flacco also hasn't seen a dramatic improvement in his statistics during his five seasons, and is in the final year of his rookie contract with an extension expected.

The Ravens, pundits and fans had high expectations for Flacco entering the year after he looked strong in training camp and the preseason, and in Week 1 against Cincinnati.



After Sunday's 182-passing yard performance with three touchdowns, one interception and one fumble, Flacco is on pace for 3,963 yards, 22 touchdowns and 11 interceptions. That's a career high in passing yards, but short of his 2010 touchdowns (25) and about on pace in interceptions.

Flacco told The Baltimore Sun last week that he's "frustrated" with the offense's lack of improvement this year. Flacco said it "comes back to the quarterback," but he also said it's a little frustrating that the Ravens aren't using more no-huddle.

Cameron has been under fire in Baltimore for the past couple years, criticized by fans and media for not giving running back Ray Rice the ball enough and for his play calling.

Baltimore's front office doesn't generally have a track record of making major midseason shake-ups.

But it did fire Jim Fassel as offensive coordinator in mid-October of 2006. Then head coach Brian Billick took over play calling and the team went on to win its first AFC North title.

The Ravens made this year's move the day after the offense scored the most points it has all season on the road in Washington.

But it also stumbled in key situations with two turnovers, an interception deep in Redskins territory and a fumble for the second straight week.

The Ravens offense struggled on the road in Kansas City, Houston, Cleveland and Pittsburgh. Flacco and the unit have been plagued by inconsistency, particularly on third down this year and recently with turnovers.

Baltimore has three games remaining in the regular season and is once again on the cusp of a playoff berth.

Harbaugh brought up the team's motto of W.I.N. "What's Important Now" in talking about why he made the decision.

"My charge – our responsibility as a coaching staff – is to maximize the opportunities for our team to win, and we can still reach all of our goals for this season," Harbaugh said.

"With our coaches and players, the solution is in the building. We are going to make the most of our opportunities going forward, and this change gives us a better possibility to achieve our goals."

Caldwell's first game will be against his former quarterback and the Denver Broncos this Sunday at M&T Bank Stadium.

The laid-back Caldwell and Flacco seem to have built a good relationship during their time together in Baltimore, and the coach speaks highly of his quarterback.

"We're getting a feel for one another," Caldwell said in June. "We get along and those kinds of things. It's a great working relationship at this point."

Harbaugh said the decision to let go of Cameron is the "hardest thing I've ever had to do as a coach."

"There is a very human side to this," Harbaugh said. "Cam is my friend, he taught me a lot about coaching, and he is an outstanding coach."

"Cam has been a significant contributor to all of our successes over the past four, almost five, seasons. Deservedly, he is highly-regarded, and we owe thanks to him for what he did for the Ravens."

Ravens Off To Best Start Under John Harbaugh ***Despite all their injuries and flaws, the Ravens are 8-2 for the first time.***

By Ryan Mink
BaltimoreRavens.com
November 20, 2012

The Ravens have dealt with injuries to some of their biggest stars.

They've played more than half of one of the most difficult schedules in the NFL.



They're working through atypical difficulties, particularly with giving up big yardage on defense and with offensive inconsistency on the road.

Despite all that, the Ravens are off to their best start in five years under Head Coach John Harbaugh, and are tied for the finest start in franchise history.

The Ravens are 8-2, two games ahead of the Pittsburgh Steelers (6-4) in the AFC North. Their only other 8-2 start was in 2006 when they won the division.

"The world gets caught up in fantasy stats," running back Ray Rice said. "For us, the fantasy stat is 8-2."

The Ravens still have issues ahead that will test them.

Part of it is a difficult remaining schedule all against teams in the playoff hunt.

Up next is a game against the San Diego Chargers, who have lost five of their last six games but have a lot of talent and blew the Ravens out last year.

Seeing the Chargers' 4-6 record made safety Bernard Pollard especially appreciative of where the Ravens are in the standings.

"We're very fortunate to be in the position we're in sitting at 8-2," he said. "So many teams would love to be 8-2 right now. So many teams are sitting below .500 that are really good teams."

After the Chargers, there's a rematch with the Steelers, a game against Robert Griffin III in Washington, showdowns with both Manning brothers and a trip to Cincinnati to close out the year. Baltimore's remaining opponents have a collective record of 32-28.

"The feeling right now is we're exactly where we want to be but we haven't arrived yet," tight end Ed Dickson said. "We have a lot of stuff we can get better at, a lot of stuff to work on. We want to build from here. It's not how you begin the season; it's how you end the season that brings you a championship."

The Ravens are also still working through injuries, and more continue to be piled on. Tight end Dennis Pitta is recovering from the effects of a concussion, defensive tackle Terrence Cody has swelling in his elbow and cornerback Jimmy Smith (sports hernia) went down last week.

"We lost guys here and there but guys continue to step up," tackle Michael Oher said. "Guys continue to get better week in and week out and focus on the little things."

As with any team, there are issues to work out on both sides of the ball too. The Ravens offense ranks 21st in yards per game (338.7) and the defense is 25th in yards allowed per game (382.3).

But Head Coach John Harbaugh encouraged reporters to look at the points – which are what matter at the end of a game. Baltimore is tied for seventh in points scored per game (26.7) and ninth in points allowed per game (20.6). And in his mind, the Ravens aren't close to being done growing.

"We can get so much better," Harbaugh said after Sunday's game. "The thing I love about this team is this team understands that. This team is ready to go to work. We're talking about tomorrow and how we're going to get better this week."

John Harbaugh goes biblical to describe Ravens

By Albert Breer
NFL.com
November 29, 2012

Sunday will mark the 12th time John Harbaugh has led the Baltimore Ravens into a showdown against the hated Pittsburgh Steelers. It'd be hard to argue that this 2012 group is the most talented of the bunch. Or even close to it.

These Ravens are too short-handed, thanks to a cyclone of injuries that has swept through the roster, to earn that distinction.

But they're also 9-2, good enough for the third-best record in football. They have a chance to clinch the AFC North this week and, with only three-quarters of the season left, the full admiration of their coach. Harbaugh knows how much the Ravens have endured and



willed out of their own ability. When training camp opened four months ago, we sat in his office and he told me how he finally had the program where he wanted it. This season, as it turns out, has been a testament to that.

"You love every team you coach," he said over the phone Monday night. "But this team is different. I love the way they love each other, the way they treat each other. They compete, they have trust and faith in one another, and they're not afraid to get after one another. I love being around them. I can't wait to be in the meeting room, to laugh and talk ball with them. It's a great group, with great coaches and great leadership. It's the best staff I've been around, and the best leadership I've seen."

Those words are notable, given the news that came out this week, courtesy of a story by Yahoo! Sports columnist Mike Silver, about a time in late October when player frustration reportedly bubbled over at an emotionally charged team meeting.

As I spoke with Harbaugh on Monday, he asked if I knew about the biblical story of Nehemiah. I told him it'd been a while since I was in CCD, but that I'd look it up. And I did. In a nutshell, the story goes that Jerusalem, in 500 B.C., had its walls broken down, and Nehemiah had been charged by the King to travel there and rebuild them. Against the opposition of Judah's enemies, coming from all sides, he pulled it off in 52 days.

The story works for what Harbaugh and his staff have done in program-building since 2008, when they found a Baltimore club loaded with talent but lacking in discipline. It also works for this season in a vacuum, where the incident on Halloween -- with players upset that the coach was keeping his foot on the accelerator after a very tough month -- could've thrown the season into peril, but wound up only steeling the group's resolve.

Harbaugh refers to the Nehemiah story as a "metaphor for what we are doing."

"It's what they've all been through -- we don't have a lot of selfish agendas here," Harbaugh said. "We have guys who have opinions, guys who have tempers, guys that are funny. The mix of that, those are the things we encourage here. We want guys to be themselves. We want them to say what they think. And we got to the point where they're not afraid to do that. It's a good group."

The past two weeks might be the best example of that.

First, they went into Pittsburgh and outlasted their archrivals. Then, it was back to Baltimore, with the knowledge that a) they had a cross-country trip to San Diego to play a desperate Chargers team ahead and b) the rematch with the Steelers was waiting on the other side of it.

Fourth-and-29 was a pretty good indicator of how the banged-up and worn-out, yet prideful Ravens handled that classic trap situation. It is really just how they've handled the rest of the season.

"That intangible, I don't know how you measure that, it's hard to quantify it, but I know it when I see it," Harbaugh explained. "These guys love one another and they love football, and that's a real good combination to have. It's the shared experiences we've had, the success, the adversity. Everything you go through, it can divide a group. Instead, it's pushed us together."

With that, Harbaugh goes back again to what he calls "crazy leadership" in one breath and "great senior leadership" in the next. And he continues that "the best part is those seniors are training the juniors and the sophomores and the freshman. How they lift, how they practice, how they prepare -- they're showing them the way."

Seven months ago, these Ravens sustained the first body blow in a year that's left them battered, with reigning Defensive Player of the Year Terrell Suggs rupturing his Achilles tendon. Inexplicably, less than six months later, Suggs was back out there, eager to fill the void left by the man he calls the defense's "general": Ray Lewis.

So I asked Suggs if he felt like he needed to be Lewis in Lewis' absence. Suggs quickly responded that, "When he feels like it's time for the torch to be passed, he'll pass it. But until then, it's his. When Ray and Ed (Reed) decide to hang it up, it's mine."

And that seems to encapsulate what Harbaugh is saying, and what he wants: a program that's self-perpetuating, full of players who buy in. There are going to be bumps, always. It's the way the group fights through things like the Halloween turning point that shows where that program stands.

At 9-2, this one happens to be in a pretty good place. Things won't get easier from here, not with the Washington Redskins, Denver Broncos, New York Giants and Cincinnati Bengals still on the schedule, the team's secondary still depleted and the offense still trying to find its way. But as far as what Harbaugh believes in -- maybe best described in his borrowing of Bo Schembechler's "The Team, The Team, The Team" battle cry -- there's very little he sees his players lacking.

"You try to put the best team you can out there, help guys be the best they can be," Harbaugh said. "We know we had good players go down, so try to find a way to get better with guys that are out there. I hope we can keep doing that. The thing about it is, you're talking about guys that have their own dreams now in those spots, and you're giving them opportunity. And they're looking at their dreams and the opportunity to fulfill them. Yeah, we don't wanna lose guys like Ray. But it's about being a team."



Harbaugh has one, something that's been proven out over the past few months. And beat up as they may be, he believes that will give the Ravens a heck of a chance as fall turns to winter.

Ray Rice leads the way for Ravens

By Jamison Hensley
ESPN.com
November 28, 2012

Ray Rice's incredible fourth-down dash through the Chargers' defense Sunday has led to endless replays on highlight shows. It's stirred a debate whether this is the greatest play in Ravens history. It even inspired someone to print up T-shirts that read "Hey diddle diddle, Ray Rice up the middle."

The significance of this play won't be known for a few more weeks. If the Ravens go on to clinch a top seed in the AFC playoffs and eventually reach the Super Bowl, Rice's 28½-yard run-after-the-catch journey will be remembered as the springboard play that got them there.

What will resonate longer than this improbable play is the impact of Rice. He leads on the practice field. He leads in the locker room. And when the Ravens need a game-changing play, Rice leads the way to victory.

This happened three seasons ago in the playoffs in New England, where Rice set the tone with an 83-yard touchdown to open the game. It was the same way in last season's finale, when Rice ran for 191 yards and two touchdowns to clinch the AFC North title. On Sunday, when the Ravens play the division-rival Steelers, they can secure a playoff berth for the fifth straight season with a win, and everyone from the Monongahela River to the Chesapeake Bay knows whom they should lean on to get it done.

The Ravens have repeatedly tried to become a pass-first offense and make quarterback Joe Flacco the centerpiece of the attack. But Flacco is just too inconsistent from game to game and even quarter to quarter. The offensive rock in Baltimore is Rice, who leads the NFL in total yards from scrimmage since 2009. Rice has produced 7,083 yards over the past four seasons, a staggering number when you consider that only one other player (Tennessee's Chris Johnson) has eclipsed 6,000 yards during that same time.

This is a dangerous offense when the ball is in Rice's hands. The Ravens only help the opposing defense when they make him a decoy. This isn't just an opinion; history proves it. The Ravens are 32-10 when Rice gets 20 touches or more, a .761 winning percentage. They are 12-9 when he touches the ball fewer than 20 times, a .571 winning percentage.

The low point of the Ravens' season so far was a 43-13 loss at Houston. Not coincidentally, it was also the season low in carries for Rice with nine. Since then, Rice has received at least 20 carries in three of the team's past four games -- all wins.

There seems to be a timetable for when Rice becomes the focal point to the Ravens' offense. You can almost write it on your calendar. For the first half of the season, the Ravens want to throw the ball. By late November, Baltimore starts using the pages in the playbook for Rice.

In the first nine games of 2011, when the Ravens went 6-3, Rice averaged 20.4 touches. In the last seven, when Baltimore went 6-1, Rice's touches increased to 26.1 per game. The same trend occurred in 2010, when Rice averaged 24 touches in December.

Some might say the Ravens' run game heats up when the weather gets colder. My take is the Ravens pace Rice through the first couple of months of the season. When the games become more critical late in the season and it gets closer to the playoffs, Baltimore knows it's time to rev up Rice.

This has been a tougher season than previous ones for Rice. He's on pace to finish with 1,154 yards rushing, which would be his lowest total in four seasons as Baltimore's featured back. Some of that production is a result of poorer blocking this season. According to ESPN Stats & Information, he will finish 2012 with 96 fewer yards before contact than 2011.

Still, Rice is the biggest edge that the Ravens have against the Steelers. Pittsburgh has the NFL's top-ranked defense and has a two-time Super Bowl winner at quarterback (that is, when Ben Roethlisberger is healthy). But the Steelers have no one in their backfield even close to Rice.

On Sunday, Rice saved the Ravens on fourth-and-a mile, and the Steelers watched every running back on their roster fumble. Pittsburgh can generate the occasional 100-yard rushing game out of Jonathan Dwyer, Rashard Mendenhall or Isaac Redman. Rice, though, is nearly a lock to total 90 to 100 yards in a game. His 37 games with at least 100 yards from scrimmage is tops in the NFL since 2009, four more than Adrian Peterson and six more than Arian Foster.



"Ray Rice is special," Steelers coach Mike Tomlin said. "He is a guy for all situations, as I have said before, even on fourth-and-29."

The Ravens knew long before that play that they could count on Rice. In 2008, three months after being drafted in the second round by the Ravens (55th overall), Rice soon became the only healthy running back in training camp. It took a few days before the Ravens could bring in another back, so Rice took nearly every carry -- and every hit -- without complaining.

That was the first sign of Rice's toughness and character. His leadership has grown over the years. Rice spoke up at halftime during a regular-season game against the Texans when he wasn't pleased with his team's play. It wasn't a speech that will be remembered in Ravens lore. But it showed Rice becoming more and more assertive.

"He's been a leader for us from the first day of camp," coach John Harbaugh said at the time. "He talks to our guys all the time about execution. That's his thing. We're going to be physical, now let's make sure we execute. ... That means doing all the little things well and right."

There's been a feeling in the organization for the past couple of years that Ray Lewis has been grooming Rice to take over as team leader. Rice has certainly earned that role. So, even when Lewis decides to retire, the Ravens will still be Ray's team. It'll just be Little Ray, who has repeatedly stood tall when the Ravens have needed him the most.

Ravens' Terrell Suggs makes a statement in his return

The linebacker said he didn't feel like he rushed his return

By Aaron Wilson
The Baltimore Sun
October 21, 2012

Standing in the Houston Texans' backfield with his arms raised toward the sky, Ravens outside linebacker Terrell Suggs celebrated after slamming quarterback Matt Schaub to the ground.

It was the exclamation point of Suggs' surprisingly speedy return from a partially torn right Achilles tendon suffered in late April during the weekend of the NFL draft.

Although the reigning NFL Defensive Player of the Year wasn't happy with the Ravens' 43-13 debacle of a loss to the Texans on Sunday at Reliant Stadium, Suggs did serve notice that he has recovered from a serious injury initially expected to sideline him until much later in the season.

"It's not the start I wanted," said Suggs, who started and played more than half of the Ravens' 76 defensive snaps. "Of course, I wanted to come back for a win. I had to come back against a good team because we all know how important those games in November and December are, and I didn't want to be still knocking the rust off when it comes down the stretch to those big games."

"I had to go against a team that was going to challenge me the most, and that was Houston. When you step in the shower, you're going to get wet, and it rained. Down the stretch, there's no excuse. I don't want to hear none of that come November, December. I want to be all of Terrell Suggs for them."

Even after grappling with Texans offensive tackle Duane Brown off and on for four quarters on a surgically repaired tendon, Suggs emerged unscathed.

Besides bolting through a gap in the first quarter to sack Schaub for an 8-yard loss, Suggs contributed four tackles, two quarterback hits and a pass deflection in his first game of the year.

"He's a great player," cornerback Jimmy Smith said. "Him being out there trying to help us win meant a lot to the defense. We played with a lot of emotion."

Playing well over his usual playing weight of 260 pounds, Suggs' stamina wasn't his strong suit. However, he did display a burst of quickness and was able to physically set the edge when the Texans ran directly at him.

"Sometimes it seemed like it was holding up, sometimes it seemed like it just wasn't quite there yet on different plays," Suggs said. "We're just feeling it out. I walked on, I walked off. I know a lot of people's questions was whether or not I was rushing back. I don't think I rushed back."

Suggs played roughly 30 snaps in the first half while dividing playing time with Courtney Upshaw, Paul Kruger and Albert McClellan. He remained in the game after halftime but played more sparingly.



It was a bigger workload than even coach John Harbaugh had anticipated for the five-time Pro Bowl pass rusher considering that Suggs only returned to practice Wednesday and was activated Saturday from the reserve/non-football injury list.

"It looked to me like he played really well," Harbaugh said. "He was probably in surprisingly good football shape for as little football as he's played. He's going to be a plus for us, and he's only going to get better. I didn't think he'd play a full game.

"I don't know exactly what the numbers were, but we were on the field a lot on defense so it must have been a good number of plays. We weren't keeping track. The plan was not to give him a pitch count. The plan was to take it one series at a time, three to four plays at a time, and see how he held up."

Suggs underwent surgery on May 8 with Charlotte, N.C., specialist Dr. Robert Anderson performing the procedure. The defensive standout's presence did catch some of his teammates off guard.

"Pretty surprised," quarterback Joe Flacco said. "Obviously, I'm not him, but I would have said, 'OK, we have a bye [next week]. Let's just sit him out for another one.' Pretty impressive obviously that he was able to get back that quick. I didn't think there was any way it was possibly going to happen."

Yet it did, and it wasn't a sluggish performance.

"I have to tip my hat off to him," said Brown, one of the top left tackles in the game. "It's amazing to see a guy bounce back from an injury like that so quickly. He looked like he didn't miss a beat. He's still quick, strong, fast and still very instinctive. That was a heck of an effort to get back from an injury like that."

Hours before kickoff, Suggs jogged around the field and did agility drills under the watchful eyes of Harbaugh, defensive coordinator Dean Pees and head athletic trainer Mark Smith. He was able to convince them that it was safe for him to get back on the field.

Outspoken with a colorful personality, Suggs' swaggering return immediately raised the decibel level around the defending AFC North champions.

"First way you know he's here is when you hear him in the locker room," wide receiver Torrey Smith said. "He's the loudest person everywhere he goes, so we're definitely happy to have him back and to see him make some plays even though he's still working back."

Ranked third in the NFL in total defense last season when Suggs registered a career-high 14 sacks and seven forced fumbles, the Ravens were 26th in total defense heading into Sunday.

They're also without middle linebacker Ray Lewis (torn triceps) and cornerback Lardarius Webb (torn anterior cruciate ligament) after both players had surgery last week.

"That guy is a force," free safety Ed Reed said of Suggs. "For us to lose Lardarius and Ray and have that guy come back is huge."

Now, the Ravens are banking on Suggs providing confidence and leadership for a reeling defense that allowed 420 yards and 27 first downs Sunday.

"I was happy for him, he was disrupting some things," cornerback Cary Williams said. "As the year progresses, he's going to get better and he'll get back into rare form. I don't think we lost any swagger on the field, but Suggs brings his own unique personality. It's great for the secondary to see him out there being productive. He's become a premier leader on the team."

Ravens becoming NFL's ultimate survivors

By Jamison Hensley
ESPN.com
October 14, 2012

You can say the Ravens win ugly. You can even say they're lucky. You can rip apart Baltimore's defense for being a shell of its elite self. You can criticize a Ravens offense that has been inconsistent the past couple of games.

The Ravens aren't going to analyze -- and shouldn't have to -- the way they escaped -- with a 31-29 victory Sunday at M&T Bank Stadium. They watched how Dallas ran all over the Baltimore defense. They saw Cowboys receiver Dez Bryant drop the pass on the two-point conversion that would've tied the game in the final seconds. They sweated out Dallas kicker Dan Bailey's potential winning 51-yard field goal sail wide left.



"I don't know if we necessarily deserve to win this game, but we'll take it," said Ravens quarterback Joe Flacco, who completed 17 of 26 passes for 234 yards and one touchdown. "We'll get the hell out of here really quick and go home, fall asleep and wake up the next morning with a win."

These Ravens are far from a perfect team. They aren't a dominant team. No one on the Ravens would even suggest this.

So, what are the Ravens? They're winners, plain and simple. As New England loses at Seattle, Cincinnati falls at Cleveland and Pittsburgh gets upset at Tennessee, the Ravens shouldn't feel guilty in how they win by any means necessary.

The Ravens are clearly the best team in the AFC North. If they win at Houston in Week 7, the Ravens will have earned the right to be called the best team in the AFC. There's no style points in the NFL these days. With the unpredictability of this league, it's about survival and there's no better team at doing that than the Ravens.

The margin of victory in Baltimore's four-game winning streak is 3.2 points. Whether it's a winning field to beat the Patriots or praying that the Cowboys miss one, the Ravens find themselves as one of three teams in the mediocre AFC with a winning record. Baltimore (5-1) has a two-game lead over the Bengals (3-3) and a 2 1/2-game edge over the Steelers (2-3).

"Was it perfect? Was it pretty? No," coach John Harbaugh said. "And I'm sure that's all stuff that will get written about, and it's all fine. But a victory is still a victory. I'm proud of these guys for understanding and figuring out a way to win. We do have a bunch of fighters on this team."

The difference with how they edged out the Cowboys compared to their other close wins is the issues that have followed. Lardarius Webb, the Ravens' best cornerback, likely is out for the season with an ACL injury, and linebacker Ray Lewis could have a serious triceps injury. Defensive tackle Haloti Ngata is also nursing a knee injury.

That just adds more concern to a traditionally strong defense that is showing major cracks. After allowing 300 yards passing in three straight games, Baltimore has given up 200 yards rushing in back-to-back games for the first time in the franchise's 17-year existence.

The Ravens allowed a team-record 227 yards rushing to the Cowboys as fourth-string running back Lance Dunbar, a rookie out of North Texas, even broke out for an 11-yard gain.

"We're not happy with how we played defensively," safety Bernard Pollard said. "If we show we can't stop the run, they're going to run. It's not about being physical. We're a physical team. When we get guys wrapped up in the backfield, we can't let him go. When we got guys one-on-one on the edge, we have to make the tackle. I'm a little pissed off. We've got to get better."

What stands out about the Ravens is their resourcefulness. Cornerback Cary Williams, who hadn't had an interception in his first four seasons in the NFL, has picked off passes in three straight games. His interception of Tony Romo led to a 19-yard touchdown from Flacco to Torrey Smith to end the first half.

Jacoby Jones, who hadn't returned a kickoff all season, ran one back 108 yards for a touchdown, tying an NFL record. That staked Baltimore to a 24-13 lead in the third quarter.

And, after no first downs in its first two possessions in the second half, the Ravens' offense responded when Dallas closed to 24-23 in the fourth quarter. Ray Rice's 1-yard touchdown capped a 10-play, 73-yard drive that put Baltimore up 31-23.

"If winning in the NFL was easy, losers would do it," cornerback Jimmy Smith said. "It's hard to win in the NFL."

The Ravens' next challenge is playing at the Texans, one of the NFL's two undefeated teams before they played Sunday night. Baltimore has already knocked off two AFC playoff teams from last year in New England and Cincinnati.

But the Ravens know what a win over Houston would mean in terms of perception and potential tiebreakers when the postseason picture becomes clearer in a couple of months.

"I think it is the measuring stick right now," Rice said of the Texans. "We knew last year that team was going to be rolling. They just picked up where they left off last year."

The Ravens also realize they have to play better than Sunday. Baltimore was outgained, 481-316. The Ravens lost the time of possession battle, 40:03 to 19:57.

But the common theme in the Ravens' locker room was: the only stat that matters is wins. No one can blame the Ravens for celebrating a win Sunday that was the result of a dropped pass and a missed field goal. It was only nine months ago when the Ravens lost the AFC Championship Game that exact way.



"We've been on the other end of that obviously, so we know what that feels like," Rice said. "One thing our coaches preach to us is we just have to find a way to win by whatever means necessary."

Jacoby Jones Scratches The 'Itch'

Jacoby Jones tied an NFL record with a 108-yard kickoff return for a touchdown.

By Ryan Mink
BaltimoreRavens.com
October 14, 2012

Jacoby Jones hadn't returned a kickoff since 2010.

So when he fielded one eight yards deep in the end zone Sunday, Jones had to bring it out.

"You just get that itch, and I wanted to scratch it," he said.

On his first kickoff return since taking over the duty, Jones raced for a record-setting, 108-yard touchdown that made a huge difference in the Ravens' 31-29 victory over Dallas.

It tied the record for the longest kickoff return in NFL history. Green Bay's Randall Cobb and New England's Ellis Hobbs had 108-yards in 2011 and 2007, respectively.

Jones' touchdown return is the longest in Ravens franchise history, topping wide receiver David Reed's previous high of 103 yards against Houston in 2010.

Signed this offseason to help boost the Ravens' special teams returns, Jones was limited to just punt returns in the Ravens' first five games.

Rookie wide receiver Deonte Thompson averaged 25.9 yards per kick return (13th best in the NFL), but lost a fumble last week in Kansas City when it looked like he could break out a big gain. So Baltimore went with Jones this week and deactivated Thompson.

Jones said he didn't have a big reaction when he got the news in practice this week, responding with a simple, "alright." But Head Coach John Harbaugh indicated that Jones has voiced his desires.

"He's a guy that's got experience in there and that's probably the biggest thing [in the decision]," Harbaugh said. "I know one thing; he wants the ball in his hands. So that might be as big a part of it as any."

Jones said the touchdown return played out exactly as one he had this week in practice. He followed behind running back Anthony Allen and cornerback Corey Graham, who both sealed the edge. Allen hit one Cowboys defender and Jones was off to the races.

"That thing spread like the Red Sea," Jones said. "I was gassed. I think I kind of threw up a little bit on the sidelines, but I was ready to go again."

Jones had two more kick returns. He brought the next one back 25 yards before taking a big hit. Then he had a 26-yarder that started Baltimore's decisive fourth-quarter touchdown drive off on the right foot.

"We've been talking about getting a big play and breaking a play like that all year, and we have been close," Harbaugh said. "To set the National Football League record for a kickoff return, in what was the difference in the game, was pretty special."

Ravens rise to the top with resiliency

By Jamison Hensley
ESPN.com
September 28, 2012

No one is crowning the Baltimore Ravens as the team to beat in the NFL after gutting out a 23-16 victory over the winless Cleveland Browns on Thursday night. Where the Ravens stand above everyone else in the NFL is resiliency.

The Ravens have dealt with the death of their former owner. They've dealt with the death of Torrey Smith's younger brother. And



they've dealt with four games in 17 days. The first four weeks of the regular hasn't been particularly pretty or easy, but Baltimore isn't complaining about the results. The Ravens are 3-1 and have put themselves in position for another Super Bowl run because they refuse to wear down physically and mentally.

Overcoming adversity has been the calling card for a team that spent an entire offseason facing questions about falling short in the AFC Championship Game. Perseverance was the reason why Baltimore came from behind to beat the Patriots on Sunday and held off the Browns on Thursday night.

Cary Williams, the cornerback who had been labeled the weak link of the defense, returned the first interception of his career 63 yards for a touchdown late in the third quarter, which proved to be the difference in the game. Joe Flacco shook off his first red-zone interception in three years to throw a touchdown and run for one. And a team which had played 92 hours earlier held tough through the final seconds, surviving two potential game-tying passes to the end zone.

"Adversity does one of two things: it either drives a team together or drives a team apart," Ravens coach John Harbaugh said. "In this case, because of the people that we have, it's driving us together. We're a close group."

To put in perspective what Baltimore has gone through, Thursday night was the first home game in which the Ravens didn't have a moment of silence for someone they lost.

Art Modell, the former majority owner, died four days before the season opener. The players wore T-shirts listing his accomplishments under their uniform for their Week 1 win over the Bengals.

Then, on Sunday, Smith's younger brother, Tevin, was killed in a motorcycle accident. Smith helped rally the Ravens to a one-point win over the Patriots with two touchdown catches and scored his third in five days on Thursday.

"It's a true family," Smith said. "That's the greatest thing about this game. It brings a lot of men together that comes from a lot of different circumstances and they create a brotherhood. That's the Ravens culture. The only thing that separates us is blood."

There were doubts about the Ravens' mental toughness last season. That's the impression made when a team follows big wins in 2011 with deflating losses at Jacksonville and Seattle. Judging how this team has performed in the first quarter of this season, the Ravens are not going to let such letdowns happen again.

It looked like Baltimore was primed for an upset a couple of times until someone stepped up to respond. After throwing a first-quarter interception in the end zone, which ended his streak of 125 red-zone passes without a pick, Flacco came back on the next drive to complete all four of his passes for 87 yards, including an 18-yard touchdown to Smith. Flacco then scored early in the third quarter on third-and-goal, when he faked out Browns linebacker Scott Fujita before running for a one-yard touchdown (Flacco's celebratory spike does need some work, though).

"You have to shake [that mistake] off," Flacco said of the interception. "There was a lot of time left in the game. You can't let it affect you too much."

Football can test you mentally as much as physically, especially at the cornerback position. Williams, who has seemed to wear a bull's-eye on his jersey instead of No. 29 this season, gave up a 43-yard catch to Browns wide receiver Greg Little on the Browns' only touchdown drive of the game.

One quarter later, Williams jumped a Brandon Weeden pass and ran back his first career interception for the game-deciding touchdown. Williams, who was criticized heavily this week for getting picked on by Tom Brady, went from media punching bag to the one delivering the crucial blow.

"I'm proud of that kid to fight through what he has fought through," safety Ed Reed said. "He's more deserving of an interception touchdown than any other person on this team."

This early-season grind has taken its toll on the Ravens. Flacco bruised his ribs a couple of weeks ago in Philadelphia and he was walking gingerly in the locker room. Reed needed around-the-clock treatment for a sprained knee in order to play Thursday.

This pain, however, doesn't compare to what this team has had to deal with emotionally.

"When you have things that makes times tough and makes times tough for individual, it kind of helps us through those times because everybody has a great relationship," Flacco said. "We're able to rally around those guys."

The Ravens have done all of this under the national microscope. They've had prime-time games on Monday night, Sunday night and Thursday night. The reward is some well-deserved rest.

The players will report to team headquarters Friday for a meeting before getting the weekend off. They will get to recuperate physically,



but not emotionally. Some of the team will attend the funeral of Smith's brother on Saturday.

The Ravens needed a strong start in order to position themselves for a fifth consecutive playoff berth. They play two of their next three games on the road, which includes a showdown at undefeated Houston, before their bye. Baltimore has a second-half stretch in which it faces the Steelers twice in three weeks with a cross-country trip in between. Then, there's back-to-back games against the Manning brothers in December.

If these first four weeks have told us anything about the Ravens, it's that this team is ready to fight when faced with challenges.

Ravens rally around emotional Torrey Smith

By Jamison Hensley
ESPN.com
September 24, 2012

There was no boasting in the Baltimore Ravens locker room about getting redemption for a loss in the AFC Championship Game. There was no line of Baltimore players griping about the questionable calls of the replacement officials like the previous Sunday.

The Ravens' come-from-behind 31-30 victory over the New England Patriots was about wide receiver Torrey Smith putting his heart into a game when it was hurting the most. It was a testament to Smith's perseverance in the wake of tragedy.

Hours -- not days -- after losing his younger brother Tevin in a motorcycle accident, Smith was there for his football family after the players were there for him all during the day. He finished with 127 yards and two touchdowns on six catches in a game that was defined more by moments than statistics.

The prime-time game began with a moment of silence for Tevin and ended with coach John Harbaugh handing the game ball to Smith in the locker room. According to one observer, Smith walked to the middle of the huddle to take the ball and started crying before telling everyone how much they meant to him.

"I have my family, and I have you as my family," Smith told them. "I couldn't have done it without you guys."

The Ravens couldn't have rallied to beat the Patriots without Smith. Trailing 13-0 after the first quarter, Smith's 25-yard touchdown catch got the Ravens on the scoreboard. Trailing by six points in the third quarter, Smith helped the Ravens get their first lead with two big plays -- a third-down conversion and a 32-yard grab -- to set up a Ray Rice touchdown. And trailing by nine points in the fourth quarter, Smith's five-yard touchdown pulled Baltimore to within 30-28.

After each of his touchdowns, the sellout crowd of 71,269 at M&T Bank Stadium chanted "Torrey, Torrey, Torrey." Smith, though, took a private moment after his first score to kneel in the end zone and say a prayer.

"Obviously, you play with a heavy heart," Smith said. "You want to play for that person."

When Smith learned about the news regarding his 19-year-old brother, he left the team hotel shortly after 1 a.m. Sunday morning to be with his family in northeast Virginia. He told Harbaugh before he left that he wanted to play, but he didn't make the decision until hours before the game.

Smith returned to his team and could only get an hour sleep. He spent the day talking to teammates and was part of an emotional church service with the team.

When he got to the stadium around 4 p.m., about four hours before kickoff, Smith texted his mother that he was thinking of playing. Her response: his brother would want him to play.

"What it came down to was, being a receiver, you've got to have your mind clear," Smith said. "You can't have anything weighing on you [because] that's going to cause you to drop the ball or have mistakes. I didn't want to hurt my team. I came here, and the more I was running, the more comfortable I began to feel. I'm glad I came back here. I think it helped me out a lot."

The Ravens take pride in being a family, and their ties have been strengthened through tragedy. It was in January 2011 when the Ravens dedicated a 30-7 playoff win at Kansas City to safety Ed Reed after his brother drowned only days before.

"It's just something about having two families," Reed said. "When I went through losing my brother, being around these guys, it really helped me get through. To play and have the game he had, that's when we all have to sit back and know that God is working."



Emotions have been high since the opening kickoff of the season.

Former majority owner Art Modell died three days before the Ravens' 44-13 win over the Bengals. The Ravens are wearing decals honoring Modell on their helmet and have "Art" written along the sideline at the stadium.

"We're facing a different fight with everything that's been going on the past few weeks with Art Modell," Rice said. "We've all been playing with a chip on our shoulder. Torrey Smith is one of the hardest working guys on our team. So, he would have had to be broken not to play."

Smith played a major role in leading the comeback, although he didn't have a catch in the winning 70-yard drive in the final two minutes of the game. The Ravens, however, say Smith had an impact because he was always on their minds.

It didn't matter that the Ravens fell behind by 13 points in the first quarter or nine points in the fourth. It didn't matter that they were penalized 14 times for 135 yards. Those challenges paled in comparison to what Smith faced all game.

"Understand that there is something way bigger than why we're here today, and that's what the whole message was," linebacker Ray Lewis said. "It was a whole different vibe on the sideline. Sometimes you get mad when things go wrong. Tonight there was a calmness."

His teammates talked about how the game was a temporary escape for Smith. But reality was starting to set in for Smith following the game.

He talked about how his brother's birthday was Oct. 6. Tevin was going to come up to Baltimore on Thursday to watch the Ravens play the Browns and "raid my house all week," according to Smith.

Losing a loved one is extremely difficult. For Smith, his relationship with Tevin extended beyond that of a sibling. With his mother working and going to school, Smith took care of his six younger siblings and became a father figure to them. Smith tweeted early Sunday that the death of his brother is "the hardest thing ever."

"He had a great heart," Smith said of his brother. "A lot of people say that all the time when people pass, but he truly was that person. When you see him mad, you'd always laugh because it didn't look right. To be around him, his big smile and his laugh, which was one of the most annoying laughs ever, I'm definitely going to miss him. It's a tough loss for us."

Joe Flacco rings in season of change

The Ravens have won with defense for years -- now it's the offense's turn to shine

By Ashley Fox
ESPN.com
September 11, 2012

Change isn't easy. It takes time and patience and resilience. In the National Football League, change can take years. Long years. Tough years.

But in Baltimore, change has occurred.

Want to know how you know? Joe Flacco had just lofted a very Tom Brady-like 10-yard pass to Dennis Pitta for a touchdown to give Baltimore a 24-13 lead over a pesky Cincinnati team. Ray Lewis, a Raven since 1996, turned to Ed Reed, a Raven since 2002, on the sideline and said, "Our offense is doing what they're supposed to do. It's time for us to do what we're supposed to do."

Suffice it to say that sideline conversation between Baltimore's defensive leaders had never occurred quite like that. The offense leading the team? The Ravens? You bet. It is happening now.

It is only one week and one game. Teams' fates tend to get written after Week 1, the storyline prematurely and often inaccurately spun. Look at the teams who won in Week 1 last season. The Jaguars beat the Titans. The Cardinals beat the Panthers. The Redskins beat the Giants. How did that work out?

But it is an inescapable truth after the Ravens clobbered the Bengals 44-13, scoring the final 27 points of the game -- Baltimore looks like it will be a handful on offense this season. Flacco was sharp. He ran the no-huddle and called plays, constantly keeping the pressure on a Bengals defense that struggled in the secondary. He spread the ball around, completing passes to four receivers, two tight ends, a running back and a fullback. And despite what he called a few communication issues, Flacco was more often than not on the money, completing 21 of 29 passes for 299 yards, two touchdowns and zero interceptions.



Flacco was particularly proficient throwing the deep ball. Flacco was 7-of-10 for 194 yards and one touchdown on throws traveling 15 or more yards, according to ESPN Stats & Information.

Perhaps even more impressive was his overall completion percentage of 72.4. John Harbaugh said weeks ago that he wanted Flacco, who completed 57.6 percent of his passes last season, to be in the 70s this year. It sounded preposterous, but Harbaugh was insistent.

Flacco is that good, and the Ravens have surrounded him with the pieces he needs, including a proven quarterbacks coach in Jim Caldwell, a speedy receiver in Torrey Smith, a happy running back in the newly re-signed Ray Rice and a fortified offensive line.

In the past, Flacco admitted recently, the offense eased off the gas in games after getting a lead, relying instead on the defense to win the game for them. They didn't do that on Monday night. Not even close.

"That's probably what we expected," Harbaugh said after the game. "I'd like to find another way to say it and not sound like we were right all along, or whatever, but I did expect to see that. That's what we looked like in practice. That's what we thought we could be in games. I'm just glad to see the whole offense take the practice reps to the game. But it is just one game."

It was just one game. Sunday at Philadelphia will be another. Then there will be another, and another and another.

But it is difficult to defend a quarterback who throws a 52-yard strike to Smith on the first play of the game. That set the tone. That got the Bengals' attention. So did Flacco's first touchdown throw to Anquan Boldin, which gave the Ravens a 17-3 lead. Flacco dropped back, pump faked, and then under duress launched a 34-yard bullet off his back foot that cleared Cincinnati safety Taylor Mays and hit Boldin in stride.

"He was on fire," Bengals linebacker Rey Mauluga said.

Cincinnati scored on its last possession of the second quarter and first possession of the third quarter to cut the Baltimore lead to 17-13. Flacco didn't flinch. Backed up on the Ravens' 6-yard line, Flacco drove the Ravens downfield, completing a 23-yard pass to Pitta, an 18-yard pass to Rice and a 19-yard pass to Ed Dickson before finding Pitta in the end zone.

"He just keeps pressure on the defense," Harbaugh said.

"When we put those points on the board," Flacco said, "it puts pressure on other teams' offenses to do things that they might not normally do. Against our defense, that might not work out too well. So I think that's why we have to keep that pressure on, because we're going to get some turnovers here and there, and games will turn in our favor."

After the Ravens extended their lead "that let us basically get out there and hunt after Andy Dalton," Baltimore defensive tackle Haloti Ngata said. "And that's what we did."

Speedy receiver Torrey Smith will help stretch the field for Flacco, whom the Ravens firmly support.

Now, in another example of how things have changed in Baltimore, Reed said that the defense needs to guard against getting complacent. It can't let up, like the offense did for so many years. It can't use a potent offense as a crutch.

"We've got to not get in that same mode, because our offense is so good," Reed said.

The Ravens have big expectations. They haven't lost a season opener since Harbaugh and Flacco arrived in 2008. They now have won 19 of their past 20 home games, including all eight last regular season. They swept the division in 2011 and made their second AFC title game appearance.

Now they want more.

"It's a team now," Reed said. "It's a full team. It's a very good team with a great offense and a great defense and great special teams. We just have to put it all together. It's something this organization has been building toward for a long time."

Lewis was asked if this is the offense he's been waiting for all these years. He laughed. "I've been here a long time," he said. "You can finish that off for me."

Yes. The answer is yes. Imagine all of the Super Bowls the Ravens might have won had their devastating defense been paired with a prolific offense.

But change doesn't come quickly.

When it was over, Harbaugh strolled through the locker room. The next game in Philadelphia, where he worked for a decade, will be an emotional one. The Ravens will have a short week to prepare for a team that has its own array of offensive weapons.



"I'll tell you," Harbaugh said, "it's fun to win. It's fun to win."

It was only one game, but it was one game down in a season of change. Fifteen more to go.

Ravens' defense is younger than most people think

While Lewis and Reed are nearing the end of their careers, team has a host of younger players filling key roles

By Matt Vensel
The Baltimore Sun
July 27, 2012

While talking over each other on the Sunday pregame shows, national analysts often make passing comments about the increasing age of the Ravens' defense, as if the team's Gatorade jugs were filled with prune juice and 11 senior citizens were trying to trip up ball-carriers with their walkers.

John Harbaugh cringes, too, when he hears those talking heads calling his defense old.

"I get mad as heck. It doesn't make me happy," the Ravens coach said. "[But] it's great to be underestimated. That's a big advantage in life. So hey, spread the word, tell everyone that we're old and over the hill, the window's closed, and all those great clichés they want to use."

As linebacker Ray Lewis and safety Ed Reed play deeper into the twilight of their careers, the Ravens have actually gotten much younger on defense in the past two years. Teams have to, Harbaugh says, because even though legends last forever, their playing careers do not. Now, after infusing young talent into their starting ranks in recent drafts, the Ravens believe their defense will still be one of the NFL's stingiest — not just this season, but for several to come.

"We have crazy talent at every position," 27-year-old strong safety Bernard Pollard boasted.

During Friday's practice, Jimmy Smith, a 2011 first-round draft pick, out-muscled Anquan Boldin to break up a quick hit then batted down a deep pass a moment later. Rookie outside linebacker Courtney Upshaw harassed offensive tackle Addison Lawrence. Later, starting inside linebacker Jameel McClain blitzed quarterback Tyrod Taylor and corralled him inside the pocket for a sack.

This youth movement accelerated two years ago, after the Ravens fielded the NFL's third-oldest defense in 2010 with an average age of 29.6, according to Football Outsiders.

The following offseason, the Ravens cut then-34-year-old nose tackle Kelly Gregg, opening up a starting spot for 2010 draft pick Terrence Cody, who was 23 at the time. Veteran cornerbacks Chris Carr and Fabian Washington, who combined to start 24 regular season games in 2010, were replaced in the starting lineup by younger players in Lardarius Webb and Cary Williams.

The team shaved the average age of its defensive starters to 28.6 and had the eighth-oldest defense coming out of training camp, according to ESPN. In that 2011 season, the Ravens ranked in the top five in many major categories, including scoring defense, total defense, and sacks.

This offseason, the Ravens let starters Jarret Johnson, 30, and Cory Redding, 31, walk in free agency; they could be replaced in the lineup by Upshaw — a second-round draft pick in April — and third-year player Arthur Jones, respectively. Smith, a 24-year-old cornerback, will push Williams for a starting spot. And though the lineup change was not by design, Paul Kruger is four years younger than Terrell Suggs, who is expected to miss at least a large chunk of the season as he rehabs the surgically-repaired Achilles tendon he shredded in late April.

Should Upshaw and Jones start in the front seven this season and if Smith overtakes Williams in their training camp competition, the starting defense will have an average age of 27.3 for the season opener. Only two starters, Lewis and Reed, would be above the age of 28. Remove those two greybeards from the equation and the average age of the rest would be 25.6.

"People want to talk about this 'aging defense,' but I just don't see it," Harbaugh said during offseason workouts. "We've got a lot of good young players rolling in there. ... I think we have some star players — two guys, basically — who are older guys who can still play at a high level."

And that's likely why some outsiders say this is an aging defense: they are only looking at its core. Lewis, Reed, Suggs and defensive tackle Haloti Ngata were recently voted by their peers as four of the top 20 players in the NFL today. Lewis is 37 and Reed turns 34 in September. Ngata and Suggs are in their prime, but both Pro Bowlers are closing in on their 30th birthdays.



"I think if we are [aging], all of the great defenses are still watching us in the playoffs, which is the ultimate," Lewis said of the old-age perception. "I don't even think we think about it that way, because being playmakers and winning is much greater than all that other stuff people are talking about. It's who we are. We kind of don't want to be liked. We like to be respected."

For nearly two decades, Lewis has been the snarling, eye-blacked face of the hard-hitting Ravens defense — and maybe the face of defense across the entire sport, as well. He and Reed are widely considered to be among the best to ever play their respective positions, and they are expected to give Hall-of-Fame speeches in Canton, Ohio, a few years after retiring.

Both were named to the Pro Bowl in 2011 and continue to play a key role in the team's success. That's because, as Pollard put it, Lewis and Reed "have wisdom out the wazoo." But eventually — whether it is this season or one in the near future — Father Time will finally sack both of them.

By then, though, the Ravens are hoping they will have groomed more future stars on defense.

"We have leadership within this team — phenomenal leadership," McClain, 27, said. "A lot of teams wish they had the guys that we have. But, the great thing about our leadership is they teach the younger people how to become where they are, how to get there. And it's a progression and everything, so everybody knows when it's their time to step up."

Ravens' Rice tired of making the playoffs, wants the bar raised

By Don Banks
SI.com
August 17, 2012

New long-term contract and accompanying career security in hand, Ray Rice is not satisfied. He wants more. He wants it now. He wants it all.

"Getting there is not good enough any more," said the Baltimore Ravens stud running back, laying flat on his back at his locker between recent training camp practices. "I've played in two AFC Championship Games since I've been here, and been in the playoffs every year. The playoffs are the norm now. It's not just about the feeling of making the playoffs any more. It's about taking care of business again and this time actually getting the job done. Do we have the pieces? Yes, but it's going to take every man on board."

In Baltimore, it's an easy argument to make that any Super Bowl push the Ravens might make starts with Rice being on board. He may not even be the most decorated Ray on his team's roster, but he is the most valuable. Baltimore's MVR, if you will. The Ravens are not only the lone NFL team to make the playoffs in each of the past four seasons -- or since Rice arrived in 2008's second round -- but also they've won at least one game in the Super Bowl tournament four years in a row, the first team to manage that since New England notched at least one playoff win five years running, beginning in 2003.

But getting close is getting annoying in Baltimore. The Ravens' agonizing 23-20, last-minute loss at the Patriots in last January's AFC title game represents the closest Rice and Co. have come to the Super Bowl, and it must have felt a little like orbiting the moon without being able to land on it.

"We've been close all four years I've been here," Rice said. "Last year at this time, we were talking about getting over that hump against Pittsburgh, and we did that. Now it's a case of getting back to the AFC Championship first, and being able to put ourselves back in that situation. At the end of the day, it's going to be about the players and our mentality."

Rice's mentality this summer seems as rock-solid as his tightly-packed, 5-foot-8, 212-pound frame. The day I talked to him at camp, he was only two weeks or so removed from signing that new five-year, \$40 million contract with the Ravens, the one that will pay him \$17 million this season and \$8 million in 2013, far better than the \$7.7 million he was slated to earn in 2012 as the team's designated franchise player.

Rice and Baltimore took their negotiation down to the wire on deadline day for the franchise tag, but in the end, the Ravens more than rewarded the runner who led the league in yards from scrimmage last season (2,068), with his career-best 1,364 yards rushing, franchise-record 15 touchdowns and team-high 76 catches for 704 yards nicely stating his case.

"It definitely feels like a load off your shoulders, because you want to be taken care of, but you also don't want to be missing much time when it comes to playing football," said Rice, who stayed away from the team's voluntary offseason workouts and may have staged a camp holdout without a long-term deal. "The best thing about me being here on time is I'm getting my timing back with my offensive line. I believe I was given a fair deal. I got taken care of in the first two years, and then I just have to play the rest of my deal out."



With almost two-thirds of the contract's value front-loaded into its first two seasons, Rice will indeed get compensated for the great bargain he has been in his first four seasons in Baltimore, with two Pro Bowl trips to his credit in that span and three consecutive years of at least 1,775 yards from scrimmage. Rice is thankful he didn't have to make the decision on a holdout, but he admits the franchise-player label was starting to wear on him this offseason.

"The franchise tag was making me uneasy," he said. "I knew it would buy time to negotiate a contract, but I didn't necessarily feel like it should have gone on that long. I know it's part of the growing pains of the business, and it's not personal. So I never let it get personal. The only way it would have gotten personal is if I had to play under the tag this season, and been guaranteed only one year."

Pushing the rock back up the hill has begun in Baltimore, but Rice has learned this much about the hard work it takes to position a team for a deep playoff run: the fewer games, and road games, you play in the postseason, the better. After Baltimore had to take to the road for all seven of its playoff games in 2008-2010 (going 4-3), the Ravens finally got past the Steelers to earn the AFC North crown, a first-round bye, and a divisional round home game last season. They put it to good use by beating visiting Houston 20-13 to advance to the AFC title game in Foxboro. Taking that next step to a No. 1 seed and two playoff games at home seems the logical challenge in 2012 in Baltimore.

"It helps, having that one playoff game here really helped," Rice said. "Having that first-round bye helps, too. We're a great road team, and we've won in the playoffs on the road, but we've got to be able to put ourselves back in that situation, playing at home in the playoffs. That's the goal, and now we have to go back to work and reinvent ourselves again."

The way the Ravens' season died last year was the cruelest near-miss of all in the John Harbaugh coaching era. That Lee Evans drop/strip job in the end zone. The 32-yard Billy Cundiff shank job on the game-tying, overtime-producing field goal attempt. The TV cameras captured the look of utter disbelief on Rice's face in the seconds after Baltimore's season went awry, and it's the kind of memory that could haunt a guy if he lets it.

"I'll be honest with you, I think we're over it," Rice said. "In the sense that we're back to playing football. Enough time has gone by. But it won't actually be over until we see another opponent [in the regular season]. It's still the last game we played, and we still remember it."

Naturally there's a lot of talk in Baltimore about how long this particular window of Super Bowl opportunity will stay open for the Ravens. The ageless Ray Lewis is in fact 37. Ed Reed turns 34 next month. Anquan Boldin, Matt Birk and five other Ravens have at least 10 years of NFL experience as of this season. Rice is somehow only 25 and in his fifth pro season, but there is a sense of urgency in Baltimore, and the likely season-ending loss of reigning NFL Defensive Player of the Year Terrell Suggs to an offseason Achilles' tear makes this year's task all the more difficult.

"You can't replace a Sizzle [Suggs' nickname]," Rice said. "We need multiple guys to step up to fill that void. But things happen, situations happen you can't control in football, and that's one of them. We know what he brings to the team, and no more motivation is needed. But without Ray Lewis here, I think our team would be in disarray. He has that ability to bring guys together for one goal."

"That window might be closing, but the core of our team is here. Ray definitely drives it. Ed [Reed] drives it. Suggs has been around. And then there are young guys like me, Michael Oher and Joe Flacco, and we're just piggybacking off these guys, riding on something that's already been built here since '96, when Ray first came to Baltimore."

Many would beg to differ on the question of which Ray the Ravens are really riding at this point. Rice's value in Baltimore is undeniable, as his new contract conveys. If the Ravens do indeed climb another step and reach the Super Bowl this season, I put my money on it being the ultra-productive Rice leading the way.

John Harbaugh gets the Ravens ready for a season that may be their toughest yet

By Jeff Zrebiec
The Baltimore Sun
September 9, 2012

A football coach to the core, John Harbaugh loves motivational quotes and uplifting slogans.

He has some printed on T-shirts and others are framed and strategically placed in his office or around the Ravens' training facility.

One of his favorites, however, still resides in his phone. Seated at a table in his office recently, Harbaugh scrolls down and finds a message from a friend. He then reads the words of Chinese philosopher Lao Tzu. He pauses a couple of times and lets the words sink in. He then reads them again.

"A leader is best when people barely know he exists, when his work is done, his aim fulfilled, they will say: we did it ourselves."



To the football populace, the Ravens will always be Ray Lewis' team until the day the indomitable middle linebacker calls it quits on his Hall of Fame career. John Harbaugh? He's a good coach who has had many great players, they say.

How good?

Harbaugh is 49-24 since replacing Brian Billick, and he's the only coach since the 1970 NFL merger to guide a team to a playoff victory in each of his four seasons. He's won with a rookie quarterback and youth at other key positions. His teams have survived injuries, offensive inconsistency and a revolving door of defensive coordinators. They have exceeded modest expectations, and held up reasonably well to enormous ones.

He may not come across as charismatic as Pittsburgh Steelers coach Mike Tomlin or as quotable as New York Jets coach Rex Ryan and he receives nowhere near the attention or the credit that his younger brother, Jim, does as the head coach of the San Francisco 49ers. However, Harbaugh's influence is all over everything the Ravens do.

Under the fifth-year head coach, the Ravens have won consistently with an ever changing roster that now features just six players who were with the organization prior to Harbaugh's arrival. They've done it while playing a physical yet disciplined style, and embracing the concepts and principles that their head coach always preaches.

"In the end, the team belongs to the team," Harbaugh said. "Yeah, I'm part of that but so is every player and every coach and every person involved. It's our team. It's not the coach's way. It's the Ravens' way. It's how our team operates. It's having a shared ownership of everything we do. It's never been my way or the highway here. But the principles, they are rock solid. Like we say to our team, principles are written in stone, methods are not. We will not back down from our principles."

Starting Monday, when the Ravens host the Cincinnati Bengals and begin another run at that elusive Super Bowl, Harbaugh could face his biggest challenge yet. The Ravens will play eight of their 16 games against teams that made the playoffs last year. They are scheduled to face quarterbacks Tom Brady, Philip Rivers, Tony Romo, Michael Vick, Ben Roethlisberger and both Peyton Manning and Eli Manning.

The Ravens won't have reigning NFL Defensive Player of the Year Terrell Suggs for most, if not all, of the season, and several other key pieces from last year's 12-4 team, including Pro Bowl guard Ben Grubbs, linebacker Jarret Johnson and defensive coordinator Chuck Pagano, are gone.

"I feel as good about this team as any team we've had," Harbaugh said. "That's not a predictor about our record or anything like that, but I really, really love this team. I love the work ethic, their outlook, their attitude. I just like the way they approach things. We have a confidence that whatever we do, it will be our best. Obviously, I feel we're talented and have a chance to be very good."

Almost there

Following nearly every practice of training camp, long after his players had gotten out of the hot sun, Harbaugh ran a series of sprints that left him breathing hard and drenched in sweat. Sometimes, he ran with team security personnel. By camp's end, Harbaugh was often a solitary figure, sprinting up and down the far field at the Under Armour Performance Center.

Fit and as competitive as ever, Harbaugh will turn 50 on Sept. 23, the same day the Ravens will play the New England Patriots in a rematch of the AFC championship game. In the Ravens' 23-20 defeat to the Patriots back in January, Lee Evans failed to secure a potential game-winning touchdown pass and Billy Cundiff missed a 32-yard game-tying field-goal.

Still, as he walked back to the visiting locker room at Gillette Stadium just seconds away from a Super Bowl berth, Harbaugh was overcome by a sense of calmness.

"We had done everything that we could do to be the very best that we could be, and it went down the way it went down," he said. "Everybody did their best. I didn't feel any animosity toward anybody. I was disappointed for all of us especially the guys that had the tough plays at the end."

In the long offseason that followed, there was no need for soul searching or second guessing. Harbaugh understood the importance of constantly evolving with the game and continuing to work on his connection with his players. But as it was, the Ravens were as close to the team that he envisioned when he took over than ever before.

"He's always had core values and principles that he believes in," said his father, Jack Harbaugh, a coach for 41 years. "In those situations, it's a matter of staying true to who you are and to those principles. I know he doesn't get caught up in all of those things that are spinning around on the periphery. The one thing that I respect in watching John over his entire coaching career is his consistency."



Taking over

Harbaugh inherited a handful of Pro Bowl players and locker room leaders with Lewis and safety Ed Reed. The Ravens had a stable ownership situation with Steve Bisciotti and a front office, headed by general manager Ozzie Newsome, heralded as one of the league's best.

But there were plenty of issues for him to confront, the least of which was an underachieving team that sandwiched a 13-win season in 2006 around six and five-win campaigns under Billick. Bisciotti wanted his new head coach to cultivate a change in the team's less than sterling image and reputation, tarnished over several seasons of trash talk and on-field antics, like Bart Scott's flag-throwing tantrum in front of a Monday Night Football audience in 2007.

Immediately, there was a palpable divide among Harbaugh and some of the players who had gotten used to Billick's more relaxed ways, and wanted Ryan, their defensive coordinator, as their head coach.

Instead, Ryan stayed on as Harbaugh's defensive coordinator, while many of the players were slow to embrace the new head coach's style. They didn't understand why they had to have their shirts tucked and their chin straps buckled during walk-throughs. They didn't like having to stand in a certain place during drills or dress in a certain way.

"The things that we did as far as the methods have been proven to be good. I'm proud of that," Harbaugh said. "It's what I would consider a good, fundamental approach to building a program, to building a team – how you practice, how you meet, how you carry yourself in a game, the mind set of team first and raising each other up. People will ask why is that important? To me, it's a vision. It creates an organized, methodical mind set. I think it reflects in the play. It's more disciplined, more orderly."

Finding comfort

With some of the tumultuous days behind him, Harbaugh acknowledged that he is more at ease than ever, and he feels like everything is more "accurately aligned than it's ever been." Jack Harbaugh has sensed his son's comfort level during their regular phone conversations.

"I sense the feeling that John has now is because the process has played itself out and there is trust with your coaching staff, administrative staff, individuals in the building and most important, your football team, those who you deal with not on a daily basis, but an hourly basis," Jack Harbaugh said.

When Harbaugh stood in front of the room back in July and addressed his full team for the first time at the start of training camp, he congratulated running back Ray Rice on his recent contract extension, and then read aloud several published quotes from his players about the upcoming season.

"The shared experiences add up over time and because of that, communication is a lot better," he said. "We all understand each other better and that's a good thing. When I walk in front of the team, I feel a stronger connection than ever. I feel like the team now really understands why we do things, how we do things and what the benefit is."

During training camp, Harbaugh frequently consulted his players about the practice and meeting schedule. He gave players some down time when a group of Ravens' leaders suggested that the team was tired, and he canceled meetings one night after linemen Michael Oher and Terrence Cody were able to cleanly field Sam Koch's punts.

"There's definitely a better relationship there," quarterback Joe Flacco said. "He feels more comfortable in his own skin to get our input. He's allowing himself to trust us a little more."

Said second-year wide receiver Torrey Smith: "There's a lot of respect there. If there is something he believes in, he stands by it. That's what you want in any leader."

Lewis said that Harbaugh has done a good job of "understanding his players," and Reed acknowledged that his head coach has gotten better "building relationships." The Pro Bowl safety also said something that will certainly please Harbaugh, and offer more proof that the coach has left his imprint on the team.

"He put his stamp on it, but it's our team," Reed said. "It's not one man's team. And if it starts to be that way, then we got problems. It has to be our team. Is Coach Harbaugh the head coach of this team? Yes, he is. Is he the leader among men? Yes, he is."



Ravens show they're primed for Super Bowl run

By Jarrett Bell
USA Today
September 10, 2012

First place was on the line Monday night near the Inner Harbor, and while this season is so young with at least 15 games still to play it is never too early for the Baltimore Ravens to consider the stakes.

This is a Super Bowl-or-bust mission for the Ravens, maybe the last run for graybeards like Ray Lewis and Ed Reed. And another try for the likes of Joe Flacco and Ray Rice.

But the first step is always owning the division.

Hello Cincinnati Bengals, the pesky cousins in the A-North coached by former Ravens D-coordinator Marvin Lewis.

These are usually close, punch-'em-in-the-face jobs. Kind of like the matchups against the Pittsburgh Steelers, but without as much venom. It was a fitting way to start this grueling campaign. And when the Bengals made it a four-point game, 17-13 in the third quarter, it was really time to get busy.

Done.

The Ravens routed the Bengals, 44-13, to demonstrate that yes, the nail-biting loss to the New England Patriots in the AFC title game is in the rear view mirror.

"It's the first game," said all-pro safety Ed Reed, one of the heroes of the night with a 34-yard TD off an interception return that broke open the game in the third quarter. "We're just getting started on this journey."

As he met the media, sporting a T-shirt bearing the face of Art Modell, the former Ravens owner who passed last week, Reed grumbled about things to fix, such as communication between the defenders.

"It's good to get the first one under your belt," he said, "without it costing us with those big communication errors."

The smash-up included a defining third-quarter sequence that demonstrated why the Ravens are in the conversation as perhaps the most complete team in the NFL.

Flacco jump-started an 89-yard drive with a 23-yard completion to Dennis Pitta off a play-action bootleg waggle, then finished it with a floating, alley-oop lob to the 6-4 tight end for a 10-yard touchdown.

After a three-and-out, Flacco found Pitta for 25 yards off a waggle, then located Anquan Boldin with a rope throw, low and inside, for 10 yards on a sideline comeback route. Rhythm was in the works, leading to a 40-yard field goal by Justin Tucker.

Tucker, the rookie free agent from Texas, replaced Pro Bowl kicker Billy Cundiff, a surprising training camp cut who missed a chip-shot field goal that could have sent the AFC title game into overtime.

More tests await, but so far, so good. Tucker hit all three of his field goal tries.

Flacco, by the way, was pulled midway through the fourth quarter with a rollicking 128.4 passer rating. He completed 21-of-29 passes for 299 yards, with two TDs and no picks and was razor sharp operating out of the no-huddle offense that provides Baltimore with a new dimension to its emerging offense.

On Monday night, Flacco sure resembled the "elite" quarterback he has proclaimed himself to be.

"Sure he is," said his coach, John Harbaugh. "But the main thing is that he's our quarterback, and that's good enough for us."

Another pressing question involves the tradition-laden Ravens defense.

How in the world will they survive without T-Sizzle, reigning NFL Defensive Player of the Year Terrell Suggs?

Well, so far, so good. Baltimore sacked Andy Dalton four times, and Reed entered the NFL record book with his theft-turned-touchdown. Reed surpassed Rod Woodson's NFL mark for most career interception return yards, now at 1,497 and counting.



Suggs will be out of the mix for several more weeks as he aims for a second-half return from a torn Achilles tendon, but as he watched from the sidelines the heat-seeking linebacker had to be assured that his defense is capable of holding down the fort.

"Can you replace a Terrell Suggs? Absolutely not," said Lewis, who had a game-high 14 tackles. "But can you get a young Paul Kruger playing better? Can you get a younger (Courtney) Upshaw to start playing up to his level of play? That's what we did tonight."

Of course, it's still early. But with each of the other AFC North teams losing in Week 1, the Ravens have sole possession of first place.

They are indeed the team to chase.

For the third consecutive season, the Ravens opened the season with a big victory against an expected AFC playoff contender.

Yet Harbaugh doesn't want to hear that, with a short week to prepare for Sunday's trip to Philadelphia.

"Two straight years, we've gone the second game and we've lost," Harbaugh said. "That's the stat we'll concern ourselves with right now."

No wonder Lewis was in the locker room right after the game ended, talking about the 24-hour rule. For a team pondering the ultimate stakes, perspective is essential.

"When we watch that tape," Harbaugh said. "There's going to be a lot of things that we don't like."

At the same time, the game tape will reveal so much that is worth repeating.

John Harbaugh reflects on Baltimore Ravens' image makeover

By Albert Breer
NFL.com
July 26, 2012

Baltimore Ravens coach John Harbaugh stood up, then sat down. He moved from his desk to a conference table in his second-floor office at Baltimore's stately facility. And then Harbaugh gazed out the window at a field about to be filled by the 90 players who would report to camp the next day.

This is his place now.

Like the other 31 head coaches in the NFL, Harbaugh doesn't know what the next six months have in store for his team. But on this Wednesday afternoon, he did know exactly what he'd be looking at four hours later, when he'd address his Ravens before kicking off training camp. He'd see straight backs. He'd see eyes forward. He'd see feet on the ground. He'd see a singular focus.

Know this: It wasn't always this way for Harbaugh in Baltimore.

"Somehow, last year, and now, this year, more so than ever, I feel in my element as the head coach," he said, leaning back in his desk chair. "It looks the way I always wanted it to look. I remember I told the team in some of the tough moments back then, 'I know what it's going to look like, the picture is as clear as can be in my mind, and we're not even close to being there yet. But we will be, no matter how long it takes, we will get there, I promise you that.' And right now, it looks as close as it's ever looked."

For Harbaugh, "back then" represents his first year or two in Baltimore. "Tough moments" is also a relative term, considering he's the first coach in NFL history to win a playoff game in each of his first four seasons. So it's even more interesting that, the way he sees it, his efforts to recast an already successful franchise are just now nearing completion.

The job Harbaugh inherited in Baltimore could have been simultaneously viewed as the best and toughest in the league. Under the direction of owner Steve Bisciotti and general manager Ozzie Newsome, talent and resources were never going to be a problem. But the standard for success was high – the Ravens weren't undergoing a rebuilding project, in which a 7-9 record would be acceptable.

And while the players Harbaugh was to lead were gifted, they had also become entitled and inconsistent, and would be a challenge to reach.

The real system failure of the old way might have come on a Monday night in December of 2007, with a 4-7 Ravens team going toe-to-toe with the 11-0 New England Patriots. Baltimore outplayed New England for most of that game and carried the lead through most of the fourth quarter. An epic meltdown followed, punctuated with Bart Scott firing a penalty flag across the field in frustration in the waning



moments. Even faced with an undefeated behemoth, talent wasn't the issue that night. Being the bad guys had finally caught up with the Ravens, leading to bad football. Baltimore, wearing black head-to-toe that night, went on to finish 5-11.

Those uniforms had been mothballed when Harbaugh took the job in the offseason that followed. For his part, Harbaugh thought the Ravens had just been "playing into everyone's stereotypical thinking."

"Individuality and personality are really important," he explained. "That's what America's built on -- rugged individualism. But we're not talking about selfishness. We're not talking about selfishness, we're not talking about self-promotion or self-glorification. That's the difference between the black hat and the white hat. The black hat is self-centered, self-oriented."

That might explain why, after winning the Super Bowl in 2000, the supremely gifted Ravens were so up-and-down. From 2001 to 2007, they compiled records of 10-6, 7-9, 10-6, 9-7, 6-10, 13-3 and 5-11. The foundation, as originally laid by Newsome, was always there. But there were cracks in the armor. Given how headstrong the players on the roster were, reforming and refining the group's collective, trademark swagger wasn't going to be easy for Harbaugh.

He had to pass, in his words, "the credibility test and the trust test" with a team of accomplished professional athletes. Harbaugh now feels fortunate that there was enough talent in the locker room to make it possible for the Ravens to keep winning while he implemented his changes. But it wasn't an easy process.

Asked what would make him feel good when he looked at his players later that day, he said it would be the way they look back at him. No slouching, no distant eyes, no one dozing off, no one thinking they're too good -- or too famous -- for the guy next to him.

"That's exactly what I'm most proud of, is the connection I'll feel in that room between coach and team," Harbaugh said. "When I first stood in front of that team, the rift was palpable, shockingly so. And now the connection is intense. The relationships are so strong, and they continue to need to be built and worked on. But that's what I'm most proud of."

Interestingly, the turnaround came to life most vividly for Harbaugh in another loss to the Patriots by the thinnest of margins. This time, it was on the road, a devastating defeat headlined by a Lee Evans drop and a Billy Cundiff shank that left the Ravens just shy of Super Bowl XLVI six months ago.

"You walk off the field after a championship game you probably should've won, and you lost it. Where does a man stand at that moment?" Harbaugh asked rhetorically. Where his team stood after that loss -- together and accountable -- told him all he needed to know.

Harbaugh admits now that the loss hurt, "maybe even more so" than the previous three playoff defeats. But the way the Ravens responded reaffirmed his belief that this team, his team, wasn't far from the top of the mountain.

"To me, the whole thing is, become better, become so much better that it's not even an issue," Harbaugh said. "Let's make our team so good, there's no question. Because there's going to be that moment, 10 minutes before the victory celebration ... In acquiring coaches, acquiring players, putting the schemes together, the way we practice, the way we meet, the way we train, all that is going to come into play 10 minutes before the victory celebration. And we're going to do everything we can to be as good as we can be in that moment. And then you've got to let the chips fall."

The team he'll go forward with now is similar in talent and construction to the "Big Bad Ravens" of last decade, but the makeup inside the locker room is much different. Now, the visions of Bisciotti, Newsome and Harbaugh have melded.

Asked again about shaping the Ravens, Harbaugh turned his chair and pointed to a flat-screen television affixed to his office wall.

"I talk about it, what's on that screen, that's your team's work of art, that's your Picasso," he said. "You're the artist, as a coach, of your team. You're the artist, as a player, of what you look like. And now the beautiful thing, that picture, that vision, I feel like it's, to one degree or another, in everybody's eye. Everybody sees it more close than ever to the way I see it, and therefore it's becoming more reality. That's really exciting. So I walk out there and I'm happier, because I know that it looks (how) it's supposed to look."

Harbaugh dusted off the all-black uniforms for a game against the New Orleans Saints in December 2010. He broke them out again last October against the New York Jets.

"Yeah, we got out of (using those uniforms) for a couple years, until we'd clearly established the style of football we were going to play," Harbaugh said, cracking another smile. "And then it was just a uniform choice."

And that speaks volumes about where this coach is now and how his team has grown around him.