



# BALTIMORE RAVENS PRESS RELEASE

UNDER ARMOUR PERFORMANCE CENTER | 1 WINNING DRIVE | OWINGS MILLS, MD 21117 | PH: 410-701-4000



## NFL WEEK 13: STEELERS (6-5) VS. RAVENS (9-2)



DEC. 2, 2012 • 4:25 P.M. ET • M&T BANK STADIUM (71,008)

### JUST THE FACTS

- After playing four of their last five on the road, the Baltimore Ravens come home this Sunday, Dec. 2, to play the Pittsburgh Steelers. Game time at M&T Bank Stadium is 4:25 p.m. ET. It marks the second time the 9-2 Ravens play the 6-5 Steelers in three weeks. The Ravens beat the Steelers, 13-10, at Heinz Field on Nov. 18.
- Baltimore, winners of four in a row, has a three-game lead over both the Steelers and the Bengals. Cincinnati has won three in a row and owns a 6-5 record in the AFC North. The Browns, who beat the Steelers, 20-14, last Sunday in Cleveland, are 3-8. Pittsburgh turned the ball over eight times in losing their second in a row. ... The Ravens' 9-2 mark ties (2006) their best record in team history after 11 games. They own a league-best 12-game divisional winning streak.
- **K Justin Tucker** kicked a 38-yard field goal as time expired in regulation to tie the game at 13 and then kicked another 38-yarder with 1:07 left in overtime to give the Ravens a 16-13 victory at San Diego last Sunday. After a scoreless first quarter, the Chargers took a 10-0 halftime lead on QB Philip Rivers' 21-yard touchdown throw to WR Malcom Floyd and a 47-yard Nick Novak FG. The Chargers increased the lead to 13-3 with 7:51 left in the game on Novak's 30-yard FG. Baltimore stormed back with a 9-play, 80-yard TD drive that ended with **QB Joe Flacco** hitting **TE Dennis Pitta** for a 4-yard score to make it 13-10 with 4:19 left in the fourth quarter. Before Tucker tied the contest, the play of the game was made on that drive when Flacco hit **RB Ray Rice** for a 29-yard completion on fourth-and-29.
- Following the showdown against Pittsburgh, the Ravens return to the road, albeit for a short trip, to play at Washington on Dec. 9. Baltimore is back at M&T Bank Stadium on Dec. 16 and Dec. 23 to play the Broncos and then the Giants.

### MEDIA/PRACTICE SCHEDULE

Wed. Nov. 28 . . . 11:45 a.m. Coach Harbaugh/Key Players at Podium  
11:45 a.m. Open Locker Room  
1:20 p.m. Practice/Media Viewing

Thurs. Nov. 29 . . . 11:45 a.m. Three Coordinators/Open Locker Room  
1:20 p.m. Practice/Media Viewing

Fri. Nov. 30 . . . 11 a.m. Practice/Media Viewing  
12:10 p.m. Coach Harbaugh/Open Locker Room

### WEDNESDAY CONFERENCE CALLS

**Steelers:** WR Mike Wallace at 12:20 p.m.; Mike Tomlin at 12:40 p.m.  
**Ravens:** RB Ray Rice at 11:45 a.m.; John Harbaugh at 12 p.m.

### GAME'S BROADCAST CREWS

**Local Radio: WBAL Radio (1090 AM) / 98 Rock (97.9 FM)**  
- Gerry Sandusky (play-by-play)  
- Stan White (analyst) - Qadry Ismail (analyst)

**National Radio: Dial Global Sports**  
- Tom McCarthy (play-by-play) - Tony Boselli (analyst)

**TV: CBS / WJZ (Ch. 13)**  
- Jim Nantz (play-by-play) - Phil Simms (analyst)  
- Lance Barrow (producer) - Mike Arnold (director)


### HARBS SAYS

"If you love football, there is no better rivalry than the Ravens and Steelers. We are always excited to play them. We respect them and love playing against them. I suspect they feel the same way. When we play them, they are the best weeks of the season – for the teams and the fans. The games always mean so much to each team, and we kind of define ourselves by how we play in these games. We love playing them. We love the preparation that goes into them. They've got a veteran team that we know is going to do everything it can to beat us. You have to love this week."

### INJURY REPORT

Three starters did not play at San Diego: **DE Pernell McPhee** (thigh), **CB Jimmy Smith** (groin) and **G Bobbie Williams** (ankle). **CB Chris Johnson** (hamstring) also missed the contest. **TE Ed Dickson** (knee) and **ILB Dannell Ellerbe** (ankle) left the Chargers game and did not return. Starting defenders **LB Ray Lewis** (triceps) and **CB Lardarius Webb** (knee) are on IR, but Lewis is designated for return.

### NOTE THE QUOTE



**RAY RICE ON PLAYING THE STEELERS** —  
"Some say the rivalry with the Steelers is filled with hate. I don't call it that. I call it respect. We respect each other. It may look vicious at times, but both teams play the same way. We impose our wills on each other by the way we play. It's as physical as can be, but there is real respect among the players."

### WHAT'S GOING ON?

**HARBS TIED FOR HIGHEST WINNING PERCENTAGE** —  
**John Harbaugh** and Mike Smith tie for the best winning percentage (.707) among head coaches who began their career since 1970 (min. 70 games). Since 1960, the career winning percentages of Harbaugh and Smith rank third (John Madden - .759 and George Allen - .712)

### HEAD COACH CAREER WINNING PERCENTAGE (Since 1970 Merger)

Rk.	Coach	Team	Years	Record	Pct.
1.	John Harbaugh	Baltimore	2008-12	53-22	.707
	Mike Smith	Atlanta	2008-12	53-22	.707
3.	Mike Tomlin	Pittsburgh	2007-12	61-30	.670
4.	Tony Dungy	TB/Ind.	1996-2008	139-69	.668
5.	Mike McCarthy	Green Bay	2006-12	70-37	.654

### HOME WINNING STREAK

# 15

Consecutive games the Ravens have won at M&T Bank Stadium (including 23 of their last 24) – ranking as the NFL's longest active home winning streak (Atlanta is next with 9-straight home victories).

# 2012 TEAM INFORMATION

## SCHEDULE/RESULTS

Date	Opponent	Time/Result
Mon. Sept. 10	Cincinnati Bengals	W 44-13
Sun. Sept. 16	at Philadelphia Eagles	L 23-24
Sun. Sept. 23	New England Patriots	W 31-30
Thurs. Sept. 27	Cleveland Browns	W 23-16
Sun. Oct. 7	at Kansas City Chiefs	W 9-6
Sun. Oct. 14	Dallas Cowboys	W 31-29
Sun. Oct. 21	at Houston Texans	L 13-43
Sun. Nov. 4	at Cleveland Browns	W 25-15
Sun. Nov. 11	Oakland Raiders	W 55-20
Sun. Nov. 18	at Pittsburgh Steelers	W 13-10
Sun. Nov. 25	at San Diego Chargers	W 16-13 (OT)
Sun. Dec. 2	Pittsburgh Steelers	4:25 p.m.
Sun. Dec. 9*	at Washington Redskins	1:00 p.m.
Sun. Dec. 16*	Denver Broncos	1:00 p.m.
Sun. Dec. 23*	New York Giants	1:00 p.m.
Sun. Dec. 30*	at Cincinnati Bengals	1:00 p.m.

All Times Eastern      \*Flexible Scheduling

## NOTE OF THE WEEK I

Since Nov. 4 (after returning from their bye week), the Ravens have allowed an NFL-low 14.5 points per game, producing a 4-0 mark in those contests. Baltimore has permitted just 4 TDs during this span, also having not allowed a red zone TD, keeping opponents out of the end zone on 10-consecutive red zone trips.

### POINTS ALLOWED PER GAME (Since Nov. 4 / Last Four Games)

Rk.	Team	G	Points	Points/Game
1.	Baltimore Ravens	4	58	14.5
2.	Cincinnati Bengals	4	60	15.0
3.	Pittsburgh Steelers	4	66	16.5
4.	Seattle Seahawks	3	51	17.0
5.	Denver Broncos	4	69	17.3

## NOTE OF THE WEEK II

**QB Joe Flacco** has performed exceptionally well at home this season, producing the NFL's third-best passer rating among all QBs at home. Owing a 5-0 record at M&T Bank Stadium, Flacco has helped the Ravens remain one of only three undefeated teams at home during the 2012 campaign (Atlanta & Seattle).

### TOP QUARTERBACK RATINGS AT HOME (2012 Season)

Rk.	Player	Att	Cmp	Pct	Yards	TD	INT	Rate
1.	Russell Wilson	111	69	62.2	935	11	0	122.0
2.	Peyton Manning	188	122	64.9	1,496	13	1	110.2
3.	<b>Joe Flacco</b>	<b>173</b>	<b>115</b>	<b>66.5</b>	<b>1,612</b>	<b>10</b>	<b>3</b>	<b>108.3</b>

## SPOTLIGHT: HALOTI NGATA



**Pos:** DT   **Ht:** 6-4   **Wt:** 345   **Exp. (NFL/Ravens):** 7/7  
**College:** Oregon   **Hometown:** Salt Lake City, UT

**What do you remember from your first Ravens-Steelers game?** "That was the year [2006] we beat them twice. It took me until that second year in 2007 where I realized how intense the rivalry was. When both teams consistently win, that's what makes a rivalry, and that's what we have."

**What does being ranked as the ninth-best player by your peers in the NFL Network's Top 100 mean?** "To think that other guys around the league see me play and think highly of me is an honor. As good as that is, I want a Super Bowl ring. I'd rather have that."

**How do you stay so calm and collected leading up to a big game?** "It's just my lifestyle. I don't really like a lot of attention or live the fast life. I just like to chill and hang out with family, listen to Reggae music. I think it's the way I've been raised and have grown up. I've always been laid back. Football has always been a sport where I can release my tension. Now, I can just turn it on whenever and start playing. I love this game so much."

**How would you describe your close bond with OLB Terrell Suggs?** "I think it's the reason him and I can play so well together. We don't need to talk – we just play off of each other. I think it started by playing with each other, but then it grew to hanging out off the field and in the locker room. Our lockers are right next to each other. We've always been able to talk to each other if we have problems. Our relationship is weird, because he is so loud and obnoxious. We're really different guys, but it works. Whenever we need somebody to talk to stuff about, we always have each other's back. It's a pretty weird relationship, but I don't think I can play as well without him."

**What defensive lineman did you look to when you were learning the game of football?** "Reggie White. That's a guy I always looked to, watching him play and the type of guy he was off the field. He was a church-goer with strong beliefs in God. He was great in the community and always looked like he stayed composed on and off the field. He's a player and person I've always tried to emulate."

**If you could do anything besides be a pro athlete, what would you do?** "I would like to be one of those TV food travelers who goes around the world and just eats."

## NUMBERS TO RAVE ABOUT

**9**

Passing TDs permitted by the Ravens this season, ranking as the NFL's fewest (Seattle is next with 10). Baltimore has forced opposing QBs into a 77.5 passer rating, the league's fifth-best defensive mark.

**9**

Give-aways by the Ravens, the NFL's second fewest (New England has 8). Baltimore's +12 turnover ratio ties (Washington) for the league's fourth-best mark.

**29**

Completions of 25-or-more yards by **QB Joe Flacco**, ranking as the NFL's second most (Peyton Manning has 31). An NFL-high 19 of Joe's "big pass" plays have come at home this season.

**12**

Consecutive games the Ravens have won in AFC North play, tying Indianapolis (2004-06) for the most since 2002 division realignment.

**108.9**

Average yards from scrimmage by **RB Ray Rice** this season, ranking fourth best in the NFL.

## 2012 AFC NORTH STANDINGS

Teams	W	L	T	Home	Road	Div.	Con.	PF	PA	Streak
Baltimore	9	2	0	5-0	4-2	4-0	8-1	283	219	Won 4
Cincinnati	6	5	0	3-3	3-2	1-3	4-5	282	247	Won 3
Pittsburgh	6	5	0	4-1	2-4	1-2	3-5	231	210	Lost 2
Cleveland	3	8	0	3-3	0-5	2-3	3-5	209	248	Won 1

# QUOTH THE RAVENS

BALTIMORE



FOOTBALL

“It’s almost surreal. All of a sudden, everything’s different. You go into this dark place. It’s like you’re in this globe, in a good way, and suddenly there’s nothing outside of that moment, outside of that stadium. It’s unique to these games, and yet, both teams are so comfortable in that place. It’s where we’re supposed to be; it’s where they’re supposed to be. It’s hard to describe.”

**- Head coach John Harbaugh on what it’s like playing in the Baltimore-Pittsburgh rivalry**

#### **Raiders QB Carson Palmer on playing the Ravens in Baltimore:**

“As far as playing against Baltimore, it’s always an uphill battle. Their numbers aren’t, statistically, where they always are, and they’ve had some injuries. They’re still [9-2]. They’re still very good at home; their crowd is phenomenal, and they make it a very hostile environment to come in and to try to communicate and play. You have to play great; you can’t play OK and go in there and win. You have to go in there and play great for four quarters and put together a complete game if you want to get out of there with a win. It’s difficult to do there.”

#### **QB Joe Flacco on if last Sunday’s win at San Diego could be a defining moment for the Ravens’ season:**

“This was one of those types of games, like the one we won in Pittsburgh last year. It’s not a division game, but it’s important for us to be 9-2. It’s in the moment. I don’t think if we had lost the game it would have been the biggest deal in the world, but this was a huge opportunity for us to keep that spread and really take a leap forward in the division and conference. In fact, if we take care of our business the rest of the way, this will be a defining moment.”

#### **OLB Terrell Suggs on the Ravens’ 16-13 overtime win at San Diego last Sunday:**

“It was a great team win. It shows that we can win a football game any type of way required.”

#### **RB Ray Rice on the Ravens’ 16-13 overtime thriller at San Diego last Sunday:**

“I’ve been around a lot of teams. This team has the will to win. We always believe.”

#### **SportsIllustrated.com’s Peter King on Ray Rice’s leadership and will converting the fourth-and-29 play at San Diego:**

“When I’ve been around the Ravens in the last couple of years, I’ve always gotten the impression that Ray Lewis was preparing to pass the mantel of team leadership to Rice. Lewis loves Rice, and this play shows why he does. A play that had no business getting made got made by Rice, and it could be the play that makes the difference between a first-round bye and a veteran team having to play a Wild Card game.”

#### **S Ed Reed on defensive coordinator Dean Pees:**

“We’ve been fortunate to have very good coordinators here. Rex [Ryan] was aggressive in his calls. Chuck [Pagano], believe it or not, was even more aggressive. He’d put us in Cover 1 six, seven, eight times in a row. Coach Pees, he’s very aggressive, too, and he keeps guys like Ray [Lewis] and me included in the planning. He has more of an open door. We like the way he wants input from us.”

#### **SportsIllustrated.com’s Peter King naming K Justin Tucker his Special Teams Player of the Week following Sunday’s OT victory at San Diego:**

“Big deal. A 38-yard field goal. Or two. Well, I say it is a big deal. The Ravens trailed 13-10 in San Diego with four seconds left when Tucker, the rookie free agent from the University of Texas, came on and kicked a 38-yard field goal to send the game to overtime. Then, with 67 seconds left in overtime, he trotted out for another 38-yarder. Drilled the game-winner, too. No doubt about either one, both straight down Broadway. The Ravens, who will be playing in January, look to have a playoff-caliber kicker they won’t have to worry about in the big spots.”

#### **YahooSports.com’s Jason Cole on Ravens-Steelers:**

“You could fill the entire ‘best games’ section with divisional battles, be it this one or Green Bay-Chicago or New England-New York Jets or whatever other traditional rivalry you like. However, there is something transcendent, almost medieval, about the Steelers and the Ravens going at it. It’s football the way purists love, from the hard hitting of the defenses to Ben Roethlisberger’s and Joe Flacco’s slinging throws. As it stands today, this is the best rivalry game in football. Someday that will change. Until then, enjoy this one.”

#### **Charley Casserly, longtime NFL GM and NFL Network analyst, on head coach John Harbaugh:**

“One of the things that you’ve seen with [Harbaugh] is the consistency every year, not the ups and downs. He’s a guy that puts the team first, puts his ego aside, and he’s a smart guy. His personality is such where he’s not going to get the publicity that some other coaches get, but the success that he’s had is outstanding.”

# NOTES / OPPONENT INFO

## 2012 NFL RANKINGS

### OFFENSE

Category	--Ravens--		--Steelers--	
	Stats	Rank	Stats	Rank
Total Offense	348.2	16	339.8	19t
Rush Offense	101.6	21	101.5	22
Pass Offense	246.5	11	238.3	15
Points Per Game	25.7	9	21.0	20
3rd-Down Off. %	37.0	20	45.3	4
4th-Down Off. %	40.0	23	45.5	19
Red Zone Off. (TD%)	58.8	10	50.0	19t

### DEFENSE

Category	--Ravens--		--Steelers--	
	Stats	Rank	Stats	Rank
Total Defense	372.8	24	257.2	1
Rush Defense	128.5	26	91.5	5t
Pass Defense	244.4	23	165.7	1
Points Per Game	19.9	7	19.1	4
3rd-Down Def. %	37.9	16	34.3	6
4th-Down Def. %	50.0	12t	85.7	31
Red Zone Def. (TD%)	34.2	1	51.5	15

### TEAM

Category	--Ravens--		--Steelers--	
	Stats	Rank	Stats	Rank
Turnover Ratio	+12	4t	-10	27t
Penalties	80	28t	72	18t
Penalty Yards	746	30	715	28

## SERIES HISTORY

- **All-Time Series:** Steelers lead regular season, 18-15 (3-0 playoffs).
- **In Baltimore:** Ravens are 8-8 in regular season play.
- **Current Streak:** Ravens have won three straight.

### SERIES RESULTS SINCE 2008 / JOHN HARBAUGH ERA

Date	Location	Result	Attendance
09-29-08	Pittsburgh	Steelers, 23-20 (OT)	64,038
12-14-08	Baltimore	Steelers, 13-9	71,502
01-18-09**	Pittsburgh	Steelers, 23-14	65,350
11-29-09	Baltimore	Ravens, 20-17 (OT)	71,314
12-27-09	Pittsburgh	Steelers, 23-20	64,068
10-03-10	Pittsburgh	Ravens, 17-14	64,729
12-05-10	Baltimore	Steelers, 13-10	71,418
01-15-11^^	Pittsburgh	Steelers, 31-24	64,879
09-11-11	Baltimore	Ravens, 35-7	71,434
11-06-11	Pittsburgh	Ravens, 23-20	64,851
11-18-12	Pittsburgh	Ravens, 13-10	63,446

\*\* AFC Championship ^^ Divisional Playoff

All-Time Series Results on Page 311 of Ravens Media Guide

## 2012 TALE OF THE TAPE

Category	Ravens	Steelers
Record	9-2	6-5
Current Streak	Won 4	Lost 2
Points Scored	283	231
TDs Scored	31	24
Rushing TDs Scored	12	6
Passing TDs Scored	14	17
TDs on Returns	5	1
Points Against	219	210
TDs Allowed	20	22
Rushing TDs Allowed	10	7
Passing TDs Allowed	9	12
TDs Allowed by Return	1	3
Time of Possession Avg.	27:20	33:26
KOR Avg. For.	29.0	25.9
KOR Avg. Against	22.7	25.3
PR Avg. For.	9.8	7.7
PR Avg. Against	7.0	10.9
Sacks	25	22
Sacks Allowed	26	23
Interceptions	11	6
Interceptions Thrown	7	8

## STEELERS SNAPSHOT

**Overview:** At 6-5, Pittsburgh is in a second place tie with the Bengals in the AFC North. The Steelers, who fell last week at Cleveland, 20-14, have lost consecutive games for the first time since 2009. Pittsburgh is 2-4 on the road this season.

**Mike Tomlin:** In his sixth season as head coach, Tomlin has compiled a 61-30 regular season record. He has guided Pittsburgh to five winning seasons, four playoff berths, three division crowns and two Super Bowl appearances. Tomlin became the youngest head coach (36) in NFL history to coach in and win a Super Bowl when he led the Steelers to a 27-23 victory over Arizona in Super Bowl XLIII.

**Offense:** Pro Bowl QB Ben Roethlisberger has missed the past two contests, while QB Charlie Batch filled in last week and completed 20 of 34 passes for 199 yards, 3 INTs and 0 TDs. TE Heath Miller (51 receptions, 516 yards, 6 TDs) and WR Mike Wallace (47 receptions, 572 yards and 6 TDs) have led the aerial assault, while the ground game has been charged by RB Jonathan Dwyer (98 carries, 429 yards, 0 TDs) and RB Isaac Redman (87 carries, 307 yards and 2 TDs).

**Defense:** Pittsburgh's "D" ranks first in the NFL (257.2 ypg), also No. 1 vs. the pass (165.7 ypg). The unit has forced 10 take-aways, tied for the NFL's second fewest. LB Jason Worilds has a team-best 5 sacks, while LB Lawrence Timmons owns a team-high 3 INTs, adding 4 sacks.

## LAST WEEK: BAL. 16, SD 13 (OT)

Rookie K Justin Tucker kicked a 38-yard field goal with no time left in regulation to tie the Chargers at 13-13, and he then kicked another 38-yarder with 1:07 left in overtime to give Baltimore a 16-13 victory over San Diego at Qualcomm Stadium. The Chargers took a 13-3 lead on K Nick Novak's 30-yard FG with 7:39 left in the fourth quarter. Ravens QB Joe Flacco then directed a 9-play, 80-yard drive that ended with a 4-yard TD toss to TE Dennis Pitta with 4:19 left in regulation to make the score 13-10. After the Baltimore defense limited the Chargers to a three-and-out, the Ravens had the ball on their own 40 following a 23-yard punt return by WR/RS Jacoby Jones. Four plays later, the Ravens faced fourth-and-29 on their own 37 when the play of the game was made. Flacco threw a short pass to RB Ray Rice, who scampered the needed 29 yards to San Diego's 34-yard line for the first down. Four plays later, Tucker tied the game as the fourth quarter ended. The Chargers had the ball twice in the overtime, the second resulting in a three-and-out before Flacco led the winning 12-play, 69-yard drive. After a scoreless first quarter, the Chargers took a 10-0 halftime lead on QB Philip Rivers' 21-yard strike to WR Malcom Floyd and a 47-yard Novak FG. The only score in the third period came from a Tucker 43-yard FG to make the deficit 10-3 entering the fourth quarter. Flacco finished with 30 completions on 51 attempts for 355 yards. Rice caught 8 passes for 67 yards, while WR Torrey Smith grabbed 7 for a contest-high 144 yards, including a key 31-yarder on the game's final series. Rice added 97 rushing yards (22 carries). Rivers completed 23 of 36 for 228 yards and was sacked 6 times, twice by DE Arthur Jones, who posted 5 total tackles.

# NOTES / OPPONENT INFO

## STANDOUTS VS. STEELERS

### WR ANQUAN BOLDIN

G	Rec.	Yds	Avg.	LG	TDs	1st	25+
6	39	545	14.0	61	3	26	3

• As a Raven (five games), Boldin averages 85.4 receiving yards per game vs. Pittsburgh (31-427).

### QB JOE FLACCO

Record	Att.	Cmp.	Pct.	Yds	TDs	INT	Rate
5-4	297	169	56.9	1,972	10	4	82.8

• In his last four games vs. Pittsburgh, Flacco has averaged 238.5 passing yards per contest, throwing 5 TDs and 0 INTs. Flacco was 20-of-32 for 164 yards in Week 11's 13-10 win at Pit.

### RB RAY RICE

G	Att.	Yds	Avg.	LG	TDs	1st	10+
8	124	471	3.8	36	2	20	10

• Rice has also added 23 catches for 246 yards (10.7 average) and 1 TD against the Steelers. He has averaged 89.6 yards from scrimmage per game vs. Pittsburgh.

• Since 2009, Pittsburgh has allowed just six 100-yard rushers. Rice has produced two of those performances (141 at Pittsburgh on 12/27/09 and 107 on 9/11/11 in Baltimore).

### OLB TERRELL SUGGS

G	TT	Solo	AS	INT	TD	FF	FR	Sk-Yds	PD
18	85	55	30	2-0	0	3	2	13.5-104.5	6

• Suggs' 13.5 career sacks (regular season) against the Steelers are the most he has against any opponent and the most any active NFL player has compiled vs. Pittsburgh.

• On 9/11/11, Suggs posted a 3-sack, 2-FF performance against Pittsburgh. He also had 5 tackles (all solo).

• Suggs has sacked QB Ben Roethlisberger 15.5 times (including playoffs), the most any NFL defender has dropped the QB.

• Including playoffs, Suggs has totaled 18.5 sacks vs. Pittsburgh.

## RAVENS-STEELERS FAST FACTS

• Six of the last seven regular season games have been decided by three points, including Week 11's 13-10 win by the Ravens.

• In each of the last two full seasons (2010 & 2011), the Ravens and Steelers have produced 12-4 records; Ravens won the AFC North in 2011 and Steelers did in 2010. In 2009, the Bengals won the division with a 10-6 mark when the Ravens and Steelers each went 9-7, with Baltimore earning the Wild Card playoff spot.

• Since 2009, the Ravens have won five of seven games vs. the Steelers, including four of the last five and three in a row.

• The Ravens have won the last three regular season games at Heinz Field and two of the last three at M&T Bank Stadium.

## A BLUE COLLAR BATTLE

### BALTIMORE-PITTSBURGH BREAKDOWN (Last Nine Regular Season Games / Since 2008)

Stats	Ravens	Steelers
Wins	5	4
Points Per Game	18.5	15.5
Total Yards Per Game	299.0	293.7
Rush Yards Per Game	102.1	85.4
Pass Yards Per Game	196.9	208.2
Turnover Ratio	+8	-8

## KEY CONNECTIONS

### Pro Connections

• Both Ravens head coach **John Harbaugh** and Steelers defensive coordinator **Dick LeBeau** began their NFL coaching careers as special teams coaches for the Philadelphia Eagles – Harbaugh from 1998-2006 and LeBeau from 1973-75.

• Steelers defensive assistant **Jerry Olsavsky** finished his 10-year NFL playing career as a LB with the Ravens in 1998. He appeared in nine games for Baltimore, registering 13 tackles (9 solo) and 1 FF.

• Steelers DBs coach **Carnell Lake** was a member of the Ravens in 2001, his final NFL season.

• Ravens Northeast area scout **Andy Weidl** spent two years (1998-99) with the Steelers as a player personnel assistant.

### College Connections

• When Ravens general manager and executive vice president **Ozzie Newsome** played college football at Alabama (1974-77), Steelers assistant head coach **John Mitchell** was the D-line coach for the Crimson Tide (1973-76). Mitchell was also the first African American to play for Alabama, earning All-American honors. Mitchell then recruited Newsome to the Tide.

• Steelers LB **James Harrison**, who spent time on the Ravens' practice squad early in his career, played collegiately at Kent State from 1999-2001 when Ravens defensive coordinator **Dean Pees** was the head coach for the Golden Flashes. Harrison was named the team's Outstanding Defensive Player in 2000 and 2001.

• Ravens T **Michael Oher** played on the Ole Miss offense with Steelers WR **Mike Wallace** for their entire collegiate careers (2005-08). The two remain close friends and talk on a weekly basis.

• Ravens head coach **John Harbaugh** coached the tight ends at the University of Pittsburgh during the 1987 season.

• Ravens QB **Joe Flacco** played at the University of Pittsburgh from 2003-04 before transferring to the University of Delaware.

• Ravens wide receivers coach **Jim Hostler** was born in Pittsburgh and went on to play collegiately (1986-89) for Indiana (PA) before coaching at this alma mater from 1990-92 and 1994-99.

### Hometown/High School Connections

• Several members of the Ravens hail from the state of Pennsylvania: owner **Steve Bisciotti** (born in Philadelphia), team president **Dick Cass** (Mercersburg), secondary coach **Teryl Austin** (Sharon), WRs coach **Jim Hostler** (Pittsburgh), director of player development **Harry Swayne** (Philadelphia), G/C **Gino Gradkowski** (Pittsburgh), LB **Jameel McClain** (Philadelphia) and RB **Bernard Pierce** (Ardmore).

## DEFENSIVE TRADITION

Since **John Harbaugh** became head coach of the Ravens in 2008, the respective defenses of the Steel City and Charm City have ranked among the NFL's top units. Here is how each ranks in total defense and points allowed dating back to the '08 campaign:

TOTAL DEFENSE (Yards Allowed Since 2008)	POINTS PER GAME (Fewest Allowed Since 2008)
1. Pittsburgh . . . . . 270.5	1. Pittsburgh . . . . . 16.2
2. Baltimore . . . . . 304.1	2. Baltimore . . . . . 16.8
3. New York Jets . . . . . 304.8	3. San Francisco . . . . . 18.6

# RAVENS TEAM NOTES

## LITTLE GIVE, PLENTY TAKE

Since head coach **John Harbaugh** took over the Ravens in 2008, Baltimore has compiled a +44 turnover margin, ranking as the NFL's third-best mark. (The Ravens are +12 in 2012.)

### NFL'S TOP TURNOVER MARGIN (Since 2008)

Rk.	Team	Turnover Diff.	Take-Aways	Give-Aways
1.	New England	+76	154	78
2.	Green Bay	+70	154	84
3.	<b>Baltimore</b>	<b>+44</b>	<b>140</b>	<b>96</b>

### MOST TAKE-AWAYS (Since 2008)

1.	Chicago	159
2.	Green Bay	154
	New England	154
4.	NY Giants	145
5.	NY Jets	141

### FEWEST GIVE-AWAYS (Since 2008)

1.	New England	78
2.	Green Bay	84
3.	<b>Baltimore</b>	<b>96</b>
4.	Atlanta	100
5.	San Francisco	103

## TURNOVER TABLE SINCE 2000

Year	TA/TO	Plus/Minus	Record
2012	21/9	+12	9-2
2011	25/23	+2	12-4
2010	27/20	+7	12-4
2009	32/22	+10	9-7
2008	34/21	+13	11-5
2007	23/40	-17	5-11
2006	40/23	+17	13-3
2005	26/36	-10	6-10
2004	34/23	+11	9-7
2003	41/38	+3	10-6
2002	31/32	-1	7-9
2001	28/36	-8	10-6
2000	49/26	+23	12-4
<b>Total</b>	<b>411/345</b>	<b>+66</b>	<b>125-78</b>

Since 2000, here are the Ravens' records in a game:

When turnover ratio is +2 or better.....62-2

When turnover ratio is +1 or better.....88-5

When turnover ratio is even.....19-16

When turnover ratio is negative.....17-57

## 62-2

Since 2000, the Ravens own a 62-2 record when posting at least a +2 turnover margin in a game, with the only losses coming in 2010 in a 23-20 OT thriller at New England (10/17) and in Week 2 this season in a 24-23 dramatic game at Philadelphia (9/16).

## 2012 TURNOVER DIFFERENTIAL

The Ravens' +12 TO diff. ties for fourth in the NFL entering Week 13.

### TURNOVER DIFFERENTIAL (2012 Season)

Rk.	Team	Take-Aways	Give-Aways	Turnover Diff.
1.	New England	32	8	+24
2.	Chicago	33	20	+13
	New York Giants	29	16	+13
4.	<b>Baltimore</b>	<b>21</b>	<b>9</b>	<b>+12</b>
	Washington	22	10	+12
6.	Tampa Bay	22	11	+11

## HEATING UP IN THE COLD

Since the **John Harbaugh** Era began in 2008, Baltimore has compiled a stellar record in the combined months of November, December and January, going 31-10 overall (.756). Here are the top records down the stretch over the past few seasons:

### BEST RECORDS IN NOVEMBER/DECEMBER/JANUARY (Since 2008)

Rk.	Team	Nov.	Dec./Jan	Overall	Pct.
1.	New England	13-7	17-2	30-9	.769
2.	<b>Baltimore</b>	<b>17-5</b>	<b>14-5</b>	<b>31-10</b>	<b>.756</b>
3.	New Orleans	16-3	12-7	28-10	.737

## THE ELITE AFTER 11

The Ravens have started at 9-2 for just the second time in team history (2006's 13-3 campaign) and for the first time under head coach **John Harbaugh**. The Ravens have never been 10-2 during a season and aim to do so this Sunday against Pittsburgh.

### RECORDS AFTER FIRST 11 GAMES SINCE 2010 (Season-By-Season & Total)

Rk.	Team	2010	2011	2012	Total
1.	Atlanta Falcons	9-2	7-4	10-1	26-7
2.	<b>Baltimore Ravens</b>	<b>8-3</b>	<b>8-3</b>	<b>9-2</b>	<b>25-8</b>
	Green Bay Packers	7-4	11-0	7-4	25-8
	New England Patriots	9-2	8-3	8-3	25-8
5.	Chicago Bears	8-3	7-4	8-3	23-10
	Houston Texans	5-6	8-3	10-1	23-10

## DOMINANT VS. THE DIVISION

Since **John Harbaugh** started coaching the Ravens in 2008, Baltimore has produced a 21-7 record in AFC North play. That ranks as the NFL's third-best mark by a team vs. its division over the past four-plus seasons. Impressively, the Ravens have won 12-straight division games, ranking as the NFL's longest such active streak.

### NFL'S BEST RECORDS VS. OWN DIVISION (Since 2008)

Rk.	Team	Record	Pct.
1.	New England Patriots	22-6	.786
2.	Green Bay Packers	20-6	.769
3.	<b>Baltimore Ravens</b>	<b>21-7</b>	<b>.750</b>

### CONSECUTIVE WINS VS. OWN DIVISION (Longest Active NFL Streaks)

Rk.	Team (Division)	Wins
1.	<b>Baltimore (AFC North)</b>	<b>12</b>
2.	Green Bay (NFC North)	9
3.	New England (AFC East)	8

### LONGEST DIVISIONAL WIN STREAKS SINCE DIVISION REALIGNMENT IN 2002

Team	Division	Win Streak	Years
<b>Baltimore Ravens</b>	<b>12</b>	<b>2010-present</b>	
Indianapolis Colts	12	2004-06	
Seattle Seahawks	10	2004-06	
Philadelphia Eagles	10	2003-04	

# RAVENS TEAM NOTES

## 2012 HONOR ROLL

### QB JOE FLACCO

#### AFC Offensive Player of the Week (Week 1)

- Flacco completed 21 of 29 passes (72.4 percent) for 299 yards, 2 touchdowns and 0 interceptions posting a 128.4 rating in Week 1's 44-13 win over the Cincinnati Bengals on Monday Night Football.
- Flacco led a Ravens' offense that posted an AFC-best in total yards (430) and average yards per play (7.4) in Week 1. Flacco's 299 passing yards ranked second in the AFC in Week 1.
- This marked Flacco's second-career Offensive Player of the Week Award. He previously won the award in 2008 (Week 9).

#### FedEx Air NFL Player of the Week (Week 3)

- Flacco completed 28 of 39 passes for 382 yards and 3 touchdowns in the Ravens' 31-30 victory over New England. The 382 yards marked the third-highest output of his career and the fourth-best mark in team history.
- Flacco marched the Ravens on a 7-play, 70-yard drive to set up **K Justin Tucker's** 27-yard game-winning FG as time expired. It marked Flacco's 11th-career game-winning drive in the fourth quarter or overtime (12th including postseason).

#### FedEx Air NFL Player of the Week (Week 10)

- Flacco completed 21 of 33 passes for 341 yards and 3 touchdowns in the Ravens' 55-20 victory over Oakland. Flacco added a rushing TD, helping produce the most points in team history.

### WR/RS JACOBY JONES

#### AFC Special Teams Player of the Week (Week 6)

- In Week 6's victory vs. Dallas, Jones posted an NFL-record 108-yard KOR-TD, tying Ellis Hobbs and Randall Cobb for the longest in NFL history. Jones' score marks his 5th-career return TD (3 PR and 2 KOR).
- Jones had 3 KORs for 159 yards (53.0 avg.), earning his fourth-career Special Teams Player of the Week honor.

### WR TORREY SMITH

#### GMC Never Say Never Moment of the Week (Week 3)

- Smith played through the pain of losing his younger brother, Tevin Jones, less than 24 hours before game time, catching 6 passes for 127 yards and 2 TDs in the Ravens' 31-30 come-from-behind win over New England.
- Sunday morning started with the devastating news that his brother had died in a motorcycle accident. But Smith, despite permission to sit out Sunday night's game, wanted to play.

### G MARSHAL YANDA

#### Pro Football Weekly Mid-Season All-Pro Team

#### Sports Illustrated (Peter King) Mid-Season All-Pro Team

- Yanda, who earned his first Pro Bowl honors in 2011, has helped the Ravens average 28.2 points per game this season, good for the NFL's fourth-best mark entering Week 11.

## CONSISTENT WINNERS

# 70

Consecutive games played by the Ravens without having a losing record, the NFL's longest such active streak. Baltimore has not been below .500 since starting 2-3 in 2008. Houston & San Francisco own the next best active streak at 27 games of being at .500 or above.

## 9-2 FOR SECOND TIME

Baltimore is off to a 9-2 start for just the second time in team history (2006's 13-3 campaign) and for the first time under head coach **John Harbaugh**. Here are the Ravens' all-time best starts after 11 games and their final corresponding record:

### RAVENS BEST RECORDS AFTER 11 GAMES (Franchise History)

Year	First 11 Games	Final Record	Playoff Result
2012	9-2	n/a	n/a
2006	9-2	13-3	Lost Div.
2011	8-3	12-4	Lost AFC Champ.
2010	8-3	12-4	Lost Div.

## CONFERENCE STANDOUTS

The Ravens have won 10 of their last 11 games against AFC foes (and 14 of their last 16). Under head coach **John Harbaugh**, Baltimore is 41-16 in conference play, ranking as the AFC's second-best such mark since 2008.

### BEST RECORDS IN CONFERENCE PLAY (Since 2008)

Rk.	Team	Record	Pct.
1.	New England Patriots (AFC)	41-15	.732
2.	<b>Baltimore Ravens (AFC)</b>	<b>41-16</b>	<b>.719</b>
3.	Green Bay Packers (NFC)	39-17	.696
4.	Atlanta Falcons (NFC)	37-18	.671
5.	Pittsburgh Steelers (AFC)	37-19	.661

## HOME WINNING STREAK

During their 15-game home winning streak, the Ravens have...

- Outscored opponents 446-258
- Averaged 29.7 points per game, allowing just 17.2
- Posted a +16 turnover ratio (32 take-aways to 16 give-aways)
- Sacked opposing QBs 47 times & forced 18 INTs
- **QB Joe Flacco** has thrown 22 TDs & posted a 93.8 passer rating
- **RB Ray Rice** has averaged 125.1 scrim. ypg & posted 19 total TDs

### RAVENS' CURRENT HOME WINNING STREAK (14-Consecutive Games, 15 Including Playoffs)

Date	Opponent	Final Score
12/19/10	New Orleans	W, 30-24
01/02/11	Cincinnati	W, 13-7
09/11/11	Pittsburgh	W, 35-7
10/02/11	NY Jets	W, 34-17
10/16/11	Houston	W, 29-14
10/30/11	Arizona	W, 30-27
11/20/11	Cincinnati	W, 31-24
11/24/11	San Francisco	W, 16-6
12/11/11	Indianapolis	W, 24-10
12/24/11	Cleveland	W, 20-14
01/15/12*	Houston	W, 20-13
09/10/12	Cincinnati	W, 44-13
09/23/12	New England	W, 31-30
09/27/12	Cleveland	W, 23-16
10/14/12	Dallas	W, 31-29
11/11/12	Oakland	W, 55-20

\* Divisional Playoff

# RAVENS MILESTONES

## CONSECUTIVE GAMES STARTED: CURRENT NFL STREAKS

### CENTERS

1. **Matt Birk (Bal.)** . . . . .107
2. Chris Myers (Hou.) . . . . .91
3. Lyle Sendlein (Ari.) . . . . .75
4. Brad Meester (Jax.) . . . . .69
5. Jonathan Goodwin (SF) . . . . .65

### QUARTERBACKS

1. Eli Manning (NYG) . . . . .130
2. Philip Rivers (SD) . . . . .107
3. **Joe Flacco (Bal.)** . . . . .75
4. Tom Brady (NE) . . . . .59
5. Ryan (Atl./Sanchez (NYJ)) . . . . .46

### RUNNING BACKS

1. **Ray Rice (Bal.)** . . . . .36
2. Steven Jackson (STL) . . . . .25
3. Frank Gore (SF) . . . . .23
4. Michael Turner (Atl.) . . . . .12
5. Three Players . . . . .11



## BALTIMORE'S IRONMEN

**P Sam Koch** currently owns the Ravens' active consecutive games played streak, seeing action in 107-straight contests, also having never missed a game in his career:

### RAVENS CONSECUTIVE GAMES PLAYED / CURRENT STREAKS

Rk.	Player	Games
1.	Sam Koch	107
2.	Joe Flacco	75
	Jameel McClain	75

### RAVENS CONSECUTIVE GAMES PLAYED / ALL-TIME STREAKS

Rk.	Player	Games	Years
1.	Jarret Johnson	129	2003-11
2.	Peter Boulware	111	1997-2003
3.	Matt Stover	110	2002-08
4.	<b>Sam Koch</b>	<b>107</b>	<b>2006-present</b>
5.	Terrell Suggs	105	2003-09

## BIRK HITS 200

In Week 6's victory over Dallas (10/14), **C Matt Birk** played in his 200th-career game (now at 205). Birk has started 184 games in his career, including 107 consecutive. His 107-straight starts are the NFL's longest such active streak among centers.

Birk and **LB Ray Lewis** (228 games) are two of just 21 active players who have seen action in at least 200 career games.

## JOE'S NEVER MISSED A GAME

# 75

Consecutive starts by **QB Joe Flacco**, the second-most in team history. Former OLB Jarret Johnson (currently playing for San Diego) holds the all-time Ravens record with 80-straight starts.

## MILESTONES IN REACH

### WR ANQUAN BOLDIN

• Boldin (757 catches for 9,913 yards) needs 87 receiving yards to reach 10,000, becoming the 39th player ever to achieve the feat.

### QB JOE FLACCO

• Flacco (93) is 7 TD passes shy of 100 in his career. Flacco (16,666) needs 334 more yards to reach the 17,000-yard milestone.

• With 5 more starts, Flacco (75) will tie for the most consecutive starts in team history. (Former OLB Jarret Johnson is first with 80.)

### LB RAY LEWIS

• Lewis, currently on IR - Designated to Return (arm), needs 28 INT return yards to pass Derrick Brooks (530) for the most all-time INT return yards by a LB. Lewis has 503 return yards on 31 INTs.

### S ED REED

• Reed (60) needs 3 INTs to move past Dave Brown and Dick LeBeau for eighth most all time. Reed's 1,507 career INT return yards already stand as an NFL record, which he set in Week 1 vs. Cincy. (Reed has 3 thefts for 44 return yards this season.)

• Reed is tied with Everson Walls (3) for the most seasons leading the league in INTs and can become the first player in NFL history to lead the league in INTs four times.

### RB RAY RICE

• Rice (7,810 career yards from scrimmage), needs 190 more yards to eclipse the 8,000 milestone and 2 catches to reach 300.

• Rice (36 career TDs) needs 5 more to tie Todd Heap (41) for the second most in team history (Jamal Lewis is first with 47).

• Rice (31) needs 1 rushing TD to move past Willis McGahee (also 31) for second on the franchise's all-time list (Jamal Lewis - 45).

### WR TORREY SMITH

• Smith (7 TD catches in 2012) needs 2 more to tie Derrick Alexander (1996 & 1997) for the second most in Ravens single-season history. Smith (89) also needs 11 catches to reach 100 for his career.

### OLB TERRELL SUGGS

• Suggs (84.5) is .5 sacks shy of 85 for his career. He also needs 1 FF to hit the 30 milestone.

## NFL'S TOP HOMEFIELD ADVANTAGE

This past October, *ESPN.com* named Baltimore's M&T Bank Stadium the "Toughest Stadium" in the NFL, ranking the Ravens as having the league's No. 1 homefield advantage.

### NFL'S BEST HOMEFIELD ADVANTAGES (*ESPN.com*, 2012)

1. **M&T Bank Stadium: Baltimore Ravens**
2. Century Link Field: Seattle Seahawks
3. Lambeau Field: Green Bay Packers
4. Heinz Field: Pittsburgh Steelers
5. Sports Authority Field at Mile High: Denver Broncos





# THAT M&T MAGIC

## THE M&T ADVANTAGE

For the first time in team history, the Ravens went undefeated at home (8-0) in 2011, becoming just one of three NFL teams (GB and NO) to accomplish the feat last year. Under **John Harbaugh** (since 2008), the Ravens have won 23 of their last 24 regular season home games and are 32-5 in games played in Baltimore, including 5-0 this season.

### NFL'S BEST REGULAR SEASON HOME RECORDS (John Harbaugh Era / Since 2008)

Rk.	Team	Record	Pct.
1.	Baltimore Ravens	32-5	.865
	New England Patriots	32-5	.865
3.	Atlanta Falcons	31-6	.838

## HISTORY OF DOMINANCE

Simply put, the Ravens have been dominant at home since the day they arrived in Baltimore. Below are the Ravens' respective home records and corresponding NFL rankings during several periods.

### RAVENS HOME RECORDS / NFL RANKINGS

Time Period (Milestone)	Record	NFL Rank
Since 2012 (This Season)	5-0	1 <sup>st</sup>
Since 2010 (Past Two-Plus Years)	20-1	1
Since 2008 (John Harbaugh Arrival)	32-5	1 <sup>st</sup>
Since 2000 (Super Bowl Season)	78-23	2
Since 1996 (Team's Inception)	93-39-1	4

## M&T POINTS PRODUCTION

The Ravens have scored an average of 36.8 points per game at M&T Bank Stadium this season, ranking as the NFL's best mark among home teams. Baltimore has scored at least 31 points in four of five home games this season and at least 44 in two contests.

### POINTS PER GAME AT HOME (2012 Season)

Rk.	Team	G	Points	Points/Game
1.	Baltimore Ravens	5	184	36.8
2.	New England Patriots	5	174	34.8
3.	Houston Texans	6	199	33.2
4.	Denver Broncos	5	157	31.4
5.	NY Giants	6	184	30.7

### Ravens Post 55 in Week 10:

- The Ravens scored 55 points in Week 10's win over Oakland at M&T Bank Stadium, marking their highest scoring output in franchise history.

## CHARM CITY RUSH

Since 2008, Baltimore has rushed for 134.8 yards per game at home (fifth most in NFL among home teams) and an NFL-high 51 TDs.

### RUSHING YARDS PER GAME AT HOME (Since 2008)

Rk.	Team	Att.	Yds.	TDs	YPG
1.	Minnesota Vikings	1,152	5,428	39	142.8
2.	Carolina Panthers	1,134	5,326	41	140.2
3.	Kansas City Chiefs	1,132	5,265	23	138.6
4.	New England Patriots	1,132	5,028	49	135.9
5.	Baltimore Ravens	1,215	4,988	51	134.8

## HOT AT HOME

The Ravens have been dominant at home during the **John Harbaugh** Era (2008-12), winning 15-straight contests and 23 of their last 24 at M&T Bank Stadium. Baltimore's 15-game home winning streak currently ranks as the NFL's longest. Additionally, it's the longest home mark in Ravens history.

### NFL'S LONGEST HOME WINNING STREAKS (Active Streaks)

Rk.	Team	Games
1.	Baltimore Ravens	15
2.	Atlanta Falcons	9
3.	Seattle Seahawks	5
4.	GB/Ind./NE	4

## AT HOME UNDER HARBS

**14.4**

Points per game Baltimore has permitted at home since 2008, the NFL's best defensive mark. (Pittsburgh is second at 14.5 ppg.)

**53**

Interceptions by the Ravens at home since 2008, ranking as the NFL's second most at home (GB is first with 63).

**65.7**

Passer rating the Ravens have forced for opposing QBs at M&T Bank Stadium since 2008, the NFL's top defensive mark.

**285.6**

Yards per game the Ravens' defense has permitted at home since 2008, ranking as the NFL's second-stingiest average during that span (Pit. is first at 265.0 ypg).

**1,001-534**

Ratio the Ravens have outscored opponents at home since 2008, limiting foes to 14.4 points per game. In their 32 wins during this span, the margin of victory has been 14.6 ppg.

## M&T BANK SECURITY

The Ravens' "D" has been stout at home for many seasons. Since the 2003 campaign, Baltimore ranks first in fewest points allowed per game among NFL home teams. The Ravens also have the most INTs (113) and have posted the second-most sacks (213).

### BEST NFL DEFENSES AT HOME (Since 2003)

TOTAL DEFENSE (Fewest Yards Allowed)	POINTS PER GAME (Fewest Allowed)
1. Pittsburgh . . . . . 273.1	1. Baltimore . . . . . 15.3
2. Baltimore . . . . . 282.9	2. Pittsburgh . . . . . 16.0
3. NY Jets . . . . . 302.9	3. New England . . . . . 16.4

INTERCEPTIONS (Most in NFL)	SACKS (Most in NFL)
1. Baltimore . . . . . 113	1. NY Giants . . . . . 221
2. Chicago . . . . . 107	2. Baltimore . . . . . 213
3. GB/NE . . . . . 103	3. Minnesota . . . . . 208

# RAVENS WINNING WAYS

## 2012 ESPN FRANCHISE RANKINGS

*ESPN The Magazine's* Ultimate Standings ranked the Baltimore Ravens as America's 11th-best U.S. professional sports franchise (and third-best NFL franchise). Using a four-part process to rank MLB, NBA, NFL and NHL franchises, ESPN conducted a fan survey that covered 25 topics, from "has players who act professionally on and off the field" to "makes it easy to buy tickets through the team website." Through *ESPN.com* and NetReflector (a Seattle opinion research company), fans of the four major leagues were then asked to rate their favorite clubs in each of these 25 areas. Receiving more than 56,000 responses, every franchise was rated on seven categories: title track, ownership, coaching, players, fan relations, affordability and stadium experience. Lastly, ESPN determined how efficiently teams convert dollars from fans into on-field performance, including postseason victories. These calculations were the basis for an eighth category: bang for the buck.

### TOP U.S. SPORTS FRANCHISES (ESPN Franchise Rankings)

#### Rk. Franchise

- Oklahoma City Thunder
- Green Bay Packers
- San Antonio Spurs
- Indiana Pacers
- Memphis Grizzlies
- Phoenix Coyotes
- Tampa Bay Lightning
- New Orleans Saints
- Texas Rangers
- Arizona Diamondbacks
- Baltimore Ravens**
- Pittsburgh Steelers
- New Jersey Devils
- Nashville Predators
- Los Angeles Angels

### TOP NFL FRANCHISES (ESPN Franchise Rankings)

#### Rk. Franchise

- Green Bay Packers
- New Orleans Saints
- Baltimore Ravens**
- Pittsburgh Steelers
- Houston Texans
- New England Patriots
- San Francisco 49ers
- Denver Broncos
- Carolina Panthers
- Atlanta Falcons
- Arizona Cardinals
- Seattle Seahawks
- New York Giants
- Detroit Lions
- Indianapolis Colts

## JOHN HARBAUGH ERA (SINCE 2008)

### PLAYOFF BERTHS

- Baltimore Ravens . . . . . 4**
- Atlanta, Green Bay . . . . . 3
- Indianapolis, New England . . . 3
- New Orleans, Philadelphia . . . 3
- Pittsburgh . . . . . 3

### TOTAL WINS

- Baltimore Ravens . . . . . 58**
- New England Patriots . . . 58
- Pittsburgh Steelers . . . . 54
- New Orleans Saints . . . . 54
- Atlanta, Green Bay . . . . 53

### PLAYOFF WINS

- Baltimore Ravens . . . . . 5**
- Pittsburgh Steelers . . . . . 5
- Arizona, Green Bay . . . . . 4
- New Orleans, NYG, NYJ . . . 4

### PLAYOFF GAMES

- Baltimore Ravens . . . . . 9**
- Pittsburgh Steelers . . . . . 7
- Arizona, Green Bay . . . . . 6
- New Orleans, NY Jets . . . . 6

### CONF. TITLE GAMES

- Baltimore Ravens . . . . . 2**
- New York Jets . . . . . 2
- Pittsburgh Steelers . . . . . 2
- Indianapolis Colts . . . . . 1
- New England Patriots . . . 1

### PLAYOFF ROAD WINS

- Baltimore Ravens . . . . . 4**
- New York Jets . . . . . 4
- Green Bay Packers . . . . . 3
- New York Giants . . . . . 2
- Philadelphia Eagles . . . . . 2

### REG. SEASON WIN %

- New England Patriots . .747
- Baltimore Ravens . . . .707**
- Atlanta Falcons . . . . .707
- Pittsburgh Steelers . . .680
- New Orleans Saints . . .667

### REG. SEASON WINS

- New England Patriots . .56
- Baltimore Ravens . . . .53**
- Atlanta Falcons . . . . .53
- Pittsburgh Steelers . . . .51
- New Orleans Saints . . . .50

## WINNINGEST FRANCHISES SINCE 2000

### WINNING SEASONS

- New England Patriots . . 11
- Indianapolis Colts . . . . 10
- Baltimore Ravens . . . . . 9**
- Green Bay, Philadelphia . . 9
- Pittsburgh . . . . . 9

### PLAYOFF BERTHS

- Indianapolis Colts . . . . 10
- New England Patriots . . . 9
- Philadelphia Eagles . . . . 9
- Baltimore Ravens . . . . . 8**
- Green Bay, Pittsburgh . . . 8

### PLAYOFF GAMES

- New England Patriots . . 22
- Philadelphia Eagles . . . 19
- Indianapolis Colts . . . . 18
- Pittsburgh Steelers . . . . 18
- Baltimore Ravens . . . . . 17**

### PLAYOFF WINS

- New England Patriots . . 16
- Pittsburgh Steelers . . . . 12
- Baltimore Ravens . . . . . 10**
- New York Giants . . . . . 10
- Philadelphia Eagles . . . . 10

### REG. SEASON WIN %

- New England Patriots . . .724
- Indianapolis Colts . . . .660
- Pittsburgh Steelers . . . .658
- Green Bay Packers . . . .626
- Baltimore Ravens . . . .616**
- Philadelphia Eagles . . .613

### REG. SEASON WINS

- New England Patriots . . 147
- Indianapolis Colts . . . .134
- Pittsburgh Steelers . . . .133
- Green Bay Packers . . . .127
- Baltimore Ravens . . . .125**
- Philadelphia Eagles . . .124

### SUPER BOWL WINS

- New England Patriots . . . 3
- New York Giants . . . . . 2
- Pittsburgh Steelers . . . . . 2
- Baltimore Ravens . . . . . 1**
- Green Bay, Indianapolis . . 1
- New Orleans, Tampa Bay . . 1

### CONF. TITLE GAMES

- New England Patriots . . . 6
- Philadelphia Eagles . . . . 5
- Pittsburgh Steelers . . . . . 5
- Baltimore Ravens . . . . . 3**
- Indianapolis Colts . . . . . 3
- New York Giants . . . . . 3

## RAVENS RANK IN TOP 3

The Ravens own a .560 all-time regular season winning percentage, posting a 149-117-1 record since their 1996 inception. That mark ranks third among pro football franchises since 1950, with only the Cowboys' .573 (453-338-6) and Dolphins' .570 (405-306-4) ranking better.

# COACH HARBAUGH NOTES

## COACH HARBS



In his fifth year as head coach, **John Harbaugh** has led Baltimore to a playoff berth in each of his first four seasons (marking a franchise first with four-consecutive postseason berths). **"Harbs" is the only head coach in NFL history to win a playoff game in each of his first four seasons.** He has led the Ravens to 53 regular season wins during this span, tying for second in the NFL, and he has guided the Ravens to two AFC Championship games (2008 & 2011). Harbs owns a 5-4 playoff record.

### HEAD COACH SNAPSHOT (Baltimore Ravens: 2008-12)

- Reg. Season Record . . . . .53-22
- at Home . . . . .32-5
- on Road . . . . .21-17
- vs. AFC . . . . .41-16
- vs. AFC North . . . . .21-7
- vs. Pittsburgh (playoffs) . . 5-4 (0-2)
- vs. NFC . . . . .12-6
- Playoffs Record . . . . .5-4
- Home Playoff Games . . . . .1-0
- Road Playoff Games . . . . .4-4

In his 2008 rookie campaign, the Ravens advanced to the AFC Championship game after winning at Miami (27-9) and at top-seeded Tennessee, 13-10. Pittsburgh, the eventual Super Bowl champion, stopped the Ravens, 23-14, in the AFC title matchup. In 2009, Baltimore dominated at New England, 33-14, in the Wild Card game before dropping a 20-3 contest at Super

Bowl-bound Indianapolis in the Divisional Round. After earning a 12-4 mark in 2010, the Ravens topped Kansas City (30-7) in the Wild Card playoff, becoming the only team to win at least one playoff game in each of the last three seasons. The Ravens then dropped a 31-24 Divisional Round contest at Pittsburgh, which advanced to the Super Bowl.

### During the Harbaugh Era (since 2008)...

- Baltimore is the only NFL team to advance to the playoffs each of the last four years and the only team to have won at least one playoff game in each of those postseasons.
- The Ravens own a 53-22 regular season record. Including playoffs (5-4), they are 58-26 in the Harbaugh Era, tying (NE) for the NFL's most total wins since his Baltimore arrival.

### NFL WINS / INCLUDING PLAYOFFS (Since Coach Harbaugh's Arrival in 2008)

Rk. Team	Total Wins
1. Baltimore Ravens	58
New England Patriots	58
3. Pittsburgh Steelers	56
4. New Orleans Saints	54

## NABBING FOUR STRAIGHT

In 2011, the Ravens clinched their fourth-consecutive postseason berth. In doing so, head coach **John Harbaugh** became just the fourth coach in NFL history (since 1970 merger) to guide his team to the playoffs in each of his first four seasons.

### COACHES TO MAKE PLAYOFFS IN EACH OF FIRST FOUR SEASONS (Since 1970 Merger)

Coach (Team)	Seasons	Combined Reg. Season Record	Combined Playoff Rec.
John Harbaugh (Bal.)	2008-11	44-20	5-4
Bill Cowher (Pit.)	1992-95	43-21	3-4
John Robinson (LAR)	1983-86	40-24	2-4
Chuck Knox (LAR)	1973-76	44-11	3-4

## MAKING HIS MARK

**John Harbaugh** and Mike Smith are tied for the best winning percentage among head coaches who began their career since 1970 (min. 70 games), going 53-22 (.707). Since 1960, the career winning percentages of Harbaugh and Smith rank third.

### HEAD COACH CAREER WINNING PERCENTAGE (Since 1970 Merger)

Rk.	Coach	Team	Years	Record	Pct.
1.	John Harbaugh	Baltimore	2008-12	53-22	.707
	Mike Smith	Atlanta	2008-12	53-22	.707
3.	Mike Tomlin	Pittsburgh	2007-12	61-30	.670
4.	Tony Dungy	TB/Ind.	1996-2008	139-69	.668
5.	Mike McCarthy	Green Bay	2006-12	70-37	.654

### HEAD COACH CAREER WINNING PERCENTAGE (Since 1960)

Rk.	Coach	Team	Years	Record	Pct.
1.	John Madden	Oak.	1969-78	103-32-7	.759
2.	George Allen	LA/Was.	1966-77	116-47-5	.712
3.	John Harbaugh	Baltimore	2008-12	53-22	.707
	Mike Smith	Atlanta	2008-12	53-22	.707
5.	Don Shula	Bal./Mia.	1963-95	328-156-6	.678

## PLAYOFF MILESTONES

**John Harbaugh** is tied for the second-most playoff victories by a head coach in his first four seasons (since the 1970 merger).

### MOST PLAYOFF WINS BY A HEAD COACH / FIRST FOUR SEASONS (Since 1970 Merger)

Coach (Team)	Playoff Wins	Seasons
Joe Gibbs (Was.)	6	1981-84
John Harbaugh (Bal.)	5	2008-11
Brian Billick (Bal.)	5	1999-2002
Tom Flores (Oak.)	5	1979-82
John Fox (Car.)	5	2002-05
Bill Parcells (NYG)	5	1983-86
George Seifert (SF)	5	1989-92
Barry Switzer (Dal.)	5	1994-97
Mike Tomlin (Pit.)	5	2007-10

## COACHING RECORDS

**John Harbaugh** is the third head coach in Ravens history, producing a 53-22 record (5-4 playoffs) in four-plus seasons.

Coach	Seasons	Regular Season Record	Playoffs Record
John Harbaugh	2008-12	53-22	5-4
Brian Billick	1999-2007	80-64	5-3
Ted Marchibroda	1996-98	16-31-1	n/a

### JOHN HARBAUGH SEASON-BY-SEASON

Year	Record	Playoffs (Final Result)
2012	9-2	n/a
2011	12-4	1-1 (lost in AFC Champ.)
2010	12-4	1-1 (lost in Divisional)
2009	9-7	1-1 (lost in Divisional)
2008	11-5	2-1 (lost in AFC Champ.)

# COORDINATORS NOTES

## CAM'S ATTACK



Now in his fifth season as the Ravens' offensive coordinator, **Cam Cameron's** impact has been significant. In 2011, **QB Joe Flacco** produced his third-straight 3,500-yard/20-touchdown passing season, while **RB Ray Rice** led the NFL with 2,068 yards from scrimmage. In 2009, the Ravens were the NFL's ninth best in scoring (24.4 ppg), up from 24th in 2007, while setting team records for most total TDs (47) and most rushing TDs (22). In his first season in Baltimore (2008), Cameron built a creative offense that ranked fourth in the NFL in rushing (148.5 ypg), first in time of possession (33:10) and 11th in points per game (24.1 ppg).

Cameron brought his unique offensive mind to Baltimore after one year as the Miami Dolphins' head coach. His successful stints with the NFL's Chargers and Redskins and the NCAA's Indiana Hoosiers and Michigan Wolverines have been celebrated.

### Under Cameron's guidance in four-plus seasons (2008-12)...

- The Ravens have rushed for 126.9 yards per game, fifth most in the NFL. Baltimore also has 80 rushing TDs, ranking fifth most.
- Baltimore has committed only 96 turnovers during this span, the NFL's third fewest. (Ravens set a team record with just 20 give-aways in 2010 and are +12 in 2012.)
- The Ravens' 23.9 points per game during this span rank ninth.

## PRODUCTION UNDER CAM

Over the past four full seasons, Baltimore has ranked in the top half of the NFL in scoring each year, while in 2009, the Ravens posted the second-most yards in team history.

### RAVENS OFFENSIVE RANKINGS UNDER CAMERON

Year	YPG	Rk.	PPG	Rk.
2012	348.2	16	25.7	9
2011	338.7	15	23.6	12
2010	322.9	22	22.3	16
2009	351.2	13	24.4	9
2008	324.0	18	24.1	11

## CAM QUICK HITS

- Two of the Ravens' Top 3 single-game scoring outputs have occurred under **Cam Cameron**: 55 vs. Oak. (11/11/12) and 48 (12/13/09 vs. Det.). (Baltimore also scored 48 on 12/19/05 vs. GB, prior to Cameron's arrival.)
- Baltimore's "O" posted a franchise-record 553 yards in 2011's Week 3 win at STL (9/25). The Ravens' Top 5 all-time single-game outputs have come during the **John Harbaugh/Cam Cameron** Era.
- During his time as coordinator, Baltimore has posted at least 30 points on 26 different occasions (including a team-record 55 in Week 10 vs. Oakland) and owns a 25-1 record in those games.
- Under Cameron, the Ravens have totaled at least 400 yards in a game 18 times, producing a 17-1 mark in those contests.
- The Ravens have piled up at least 375 total net yards 24 times since 2008, producing a 22-2 record in those games.
- The Ravens have rushed for at least 190 yards 11 times under Cameron (11-0 record). Baltimore is 30-2 when rushing for 125+ yards.
- In each of the past three full seasons (2009-11), **QB Joe Flacco** and Green Bay's Aaron Rodgers are the only NFL QBs to throw for at least 3,600 yards and 20 TDs while posting 12 INTs or less.

## PEES PROMOTED



**Dean Pees**, a nine-year NFL-coaching veteran, was promoted to defensive coordinator on Jan. 27 after guiding the Ravens' LBs for two seasons. He is the sixth "D" coordinator in franchise history. Pees, who was New England's "D" coordinator from 2006-09, now leads the Baltimore unit, which has finished as

the NFL's third-best scoring defense four-consecutive years (16.6 ppg in 2011). The four-straight years tie an NFL record for consecutive seasons of being in the Top 3 for points allowed.

### Pees leads a unit that during the John Harbaugh Era (2008-12)...

- Has allowed the NFL's second-fewest points (16.8) and the third-fewest net yards (304.1) per game during this span.

### POINTS PER GAME ALLOWED (Since 2008)

1. Pittsburgh . . . . . 16.2
2. Baltimore . . . . . **16.8**
3. San Francisco . . . . . 18.6

### TOTAL NET YARDS ALLOWED (Since 2008)

1. Pittsburgh . . . . . 270.5
2. Baltimore . . . . . **304.1**
3. NY Jets . . . . . 304.8

### OPPONENT PASSER RATING (Since 2008)

1. Baltimore . . . . . **70.9**
2. Green Bay . . . . . 73.6
- Pittsburgh . . . . . 73.6

### OPPONENT COMP. PCT. (Since 2008)

1. NY Jets . . . . . 55.6
2. Baltimore . . . . . **56.5**
3. Green Bay . . . . . 56.8

### TOUCHDOWNS ALLOWED (Since 2008)

1. Pittsburgh . . . . . 125
2. Baltimore . . . . . **126**
3. San Francisco . . . . . 143

### RUSHING TDs ALLOWED (Since 2008)

1. Pittsburgh . . . . . 33
2. Baltimore . . . . . **37**
3. San Francisco . . . . . 41

### PASSING TDs ALLOWED (Since 2008)

1. Baltimore . . . . . **76**
- Pittsburgh . . . . . 76
3. NY Jets . . . . . 87

### INTERCEPTION TDs (Since 2008)

1. Green Bay . . . . . 17
2. Chi./TB . . . . . 14
4. Baltimore . . . . . **13**

## 2012 DEFENSIVE FACTS

The Ravens' "D" has allowed the NFL's fewest passing TDs this season (9). Baltimore also ranks No. 1 in red zone defense (TD% allowed) and has posted 9 take-aways on third down (second most).

FEWEST PASS TDs (2012 Season)	RED ZONE DEF. (TD%) (2012 Season)	TURNOVERS FORCED ON 3RD DOWN (2012 Season)
1. Baltimore . . . . . <b>9</b>	1. Baltimore . . . . . <b>34.2</b>	1. Tampa Bay . . . . . 10
2. Seattle . . . . . 10	2. Chicago . . . . . 40.0	2. Baltimore . . . . . <b>9</b>
3. Atl./Chi. . . . . 11	3. Miami . . . . . 40.5	

## "D" COORD. BREAKDOWN

Four "D" coordinators in Ravens history have gone on to become NFL head coaches: Marvin Lewis (1996-2001), Mike Nolan (2002-04), Rex Ryan (2005-08) and Chuck Pagano (2011). Former Jaguars head coach Jack Del Rio was the Ravens' LBs coach from 1999-2001, while Atlanta's Mike Smith also coached on the "D" from 1999-2002.

### RAVENS DEFENSIVE COORDINATOR BREAKDOWN

D Coord. (Years)	G	Avg. PPG	Net YPG	Rush YPG	Pass YPG
Dean Pees (2012)	11	19.9	372.8	128.5	244.4
Chuck Pagano (2011)	16	16.6	288.9	92.6	196.3
Greg Mattison (2009-10)	32	16.6	309.7	93.6	216.1
Rex Ryan (2005-08)	64	17.6	277.8	84.0	193.8
Mike Nolan (2002-04)	48	18.8	302.0	103.7	198.3
Marvin Lewis (1996-2001)	96	19.0	304.0	93.0	211.0

# OZZIE NEWSOME / PERSONNEL NOTES

## WIZARD OF OZ



Ozzie Newsome's legacy is unlike any the game has seen. Known throughout all of sports as a premier leader, Newsome is a Hall of Fame player, the architect of Baltimore's Super Bowl XXXV championship team and an elite personnel evaluator who became the NFL's first African American general manager.

"Ozzie's credibility is what stands out the most," head coach John Harbaugh states. "And it's not just about what he has accomplished. To me, it's his commitment and focus while striving to do more."

### OZZIE NEWSOME CAREER SNAPSHOT

- NFL's first African American General Manager (promoted in 2002)
- Architect of Ravens 2000 Super Bowl XXXV Championship Team
- NFL Executive of the Year (2000)
- Pro Football Hall of Fame (class of 1999)
- State of Alabama Hall of Fame (class of 1995)
- National Football Foundation College Hall of Fame and NCAA Hall of Fame (class of 1994)
- 13-Year NFL Tight End with Cleveland Browns (1978-90)
- Three-Time Pro Bowler (1981, 1984-85)
- Four-Time Cleveland Touchdown Club Offensive Player of the Year
- Current Member of Three Major NFL Policy-Making Committees: Competition, Diversity and Player Care Foundation Committees

## FIRST-ROUND FINDS

Since moving to Baltimore in 1996, the Ravens, led by GM **Ozzie Newsome**, have had 17 drafts and selected 17 players in the first round. These picks have earned an amazing 51 combined Pro Bowls and several All-Rookie honors:

### RAVENS FIRST-ROUND DRAFT PICKS

Year	Name	Pick	Pro Bowls
1996	T Jonathan Ogden*	4	11
1996	LB Ray Lewis*++	26	13
1997	LB Peter Boulware*	4	4
1998	CB Duane Starks*	10	
1999	CB Chris McAlister*	10	3
2000	RB Jamal Lewis*	5	1
2000	WR Travis Taylor	10	
2001	TE Todd Heap*	31	2
2002	S Ed Reed*+	24	8
2003	OLB Terrell Suggs*+	10	5
2003	QB Kyle Boller	19	
2005	WR Mark Clayton*	22	
2006	DT Haloti Ngata*	12	3
2007	G Ben Grubbs*	29	1
2008	QB Joe Flacco^	18	
2009	T Michael Oher*	23	
2011	CB Jimmy Smith	27	

\* All-Rookie Team performer    ^ Diet Pepsi Rookie of the Year (NFL.com Fan Vote)  
+ NFL Defensive Player of the Year Awards

### Top 10 Quick Hit:

- Of the seven players chosen in the Top 10 by Baltimore, five have earned Pro Bowl status. Two of those players – Peter Boulware and Terrell Suggs – also earned Defensive Rookie of the Year honors.

### Late-Round Success Quick Hit:

- The Ravens have found gems late in the first round, including LB Ray Lewis (26th), TE Todd Heap (31st), S Ed Reed (24th), G Ben Grubbs (29th) and T Michael Oher (23rd).

## NEWSOME'S NFL TREE

GM **Ozzie Newsome** also fosters a working environment that breeds standout coaches. By bringing in individuals who embrace the "Raven way," Newsome aims to create a synergy that manufactures success among scouts, coaches and players. As a result, Baltimore has had many assistants move on to become head coaches on the collegiate and NFL levels.

### CURRENT HEAD COACHES ROOTED IN RAVENS ORGANIZATION

Head Coach (Team)	Last Position Held w/ Ravens (Years)
Kirk Ferentz (Iowa)	Asst. Head Coach/Offense (1996-98)
Marvin Lewis (Bengals)	Def. Coordinator (1996-2001)
Chuck Pagano (Colts)	Def. Coordinator (2008-11)
Rex Ryan (Jets)	Asst. Head Coach/Def. Coord. (1999-2008)
Jim Schwartz (Lions)	Quality Control/Defense (1996-98)
David Shaw (Stanford)	Wide Receivers (2002-05)
Mike Smith (Falcons)	Linebackers (1999-2002)
Ken Whisenhunt (Cardinals)	Tight Ends (1997-98)

### Coaches Quick Hit:

- Other former Ravens assistants who became head coaches include Jack Del Rio (Jacksonville), Pat Hill (Fresno State), Hue Jackson (Oakland), Eric Mangini (NY Jets and Cleveland), Mike Nolan and Mike Singletary (San Francisco) and Rick Neuheisel (UCLA).

## HOMEGROWN

The Ravens have had 29 different players earn Pro Bowl honors since the team's inception in 1996. Of those, 16 are homegrown players – 15 drafted and one signed as a rookie free agent:

### RAVENS HOMEGROWN PRO BOWLERS

Year Drafted (Rd.)	Name	Pro Bowls
<b>1996 (1st)</b>	<b>LB Ray Lewis</b>	<b>13</b>
1996 (1st)	T Jonathan Ogden	11
<b>2002 (1st)</b>	<b>S Ed Reed</b>	<b>8</b>
<b>2003 (1st)</b>	<b>OLB Terrell Suggs</b>	<b>5</b>
1997 (1st)	OLB Peter Boulware	4
1999 (1st)	CB Chris McAlister	3
<b>2006 (1st)</b>	<b>DT Haloti Ngata</b>	<b>3</b>
2001 (1st)	TE Todd Heap	2
1996 (5th)	WR/RS Jermaine Lewis	2
2007 (4th)	FB Le'Ron McClain	2
<b>2008 (2nd)</b>	<b>RB Ray Rice</b>	<b>2</b>
2000 (6th)	OLB Adalius Thomas	2
<b>2007 (1st)</b>	<b>G Ben Grubbs</b>	<b>1</b>
2000 (1st)	RB Jamal Lewis	1
2002 (RFA)	LB Bart Scott #	1
<b>2007 (3rd)</b>	<b>G Marshal Yanda</b>	<b>1</b>

# Undrafted rookie free agent

**Bold** indicates 2011 Pro Bowler

## PRO BOWLERS DRAFTED



### NFL Highs Since Ravens' Inception in 1996

Rk.	Team	Players
1.	New England Patriots . . . . .	17
2.	Green Bay Packers . . . . .	16
3.	<b>Baltimore Ravens . . . . .</b>	<b>15</b>
	Pittsburgh Steelers . . . . .	15
5.	Chicago Bears . . . . .	14
	Philadelphia Eagles . . . . .	14

# PERSONNEL / TEAM NOTES

## 2011 PRO BOWL HIGHS

The Ravens had eight players named to the Pro Bowl for their performances during the 2011 season, tying for second most in the NFL and most in the AFC (New England).

### MOST PRO BOWL HONOREES (2011 Season)

Rk.	Team	Pro Bowlers
1.	San Francisco	9
2.	Baltimore	8
	New England	8
4.	Green Bay	7
5.	Chicago	6
	Denver	6
	Pittsburgh	6

## 12 PRO BOWLERS

The Ravens have 12 Pro Bowlers on their 2012 roster, including eight who were awarded All-Star honors in 2011: **LB Ray Lewis** (13th), **S Ed Reed** (eighth), **OLB Terrell Suggs** (fifth), **DT Haloti Ngata** (third), **FB Vonta Leach** (second), **RB Ray Rice** (second), **ST Corey Graham** (first - Chi.) and **G Marshal Yanda** (first).

### PRO BOWLERS ON 2012 ROSTER (12)

ST Brendon Ayanbadejo (3)	<b>S Ed Reed (8)</b>
C Matt Birk (6)	<b>RB Ray Rice (2)</b>
WR Anquan Boldin (3)	<b>LB Terrell Suggs (5)</b>
<b>ST Corey Graham (1)*</b>	<b>G Marshal Yanda (1)</b>
<b>FB Vonta Leach (2)</b>	
<b>LB Ray Lewis (13)</b>	
T Bryant McKinnie (1)	<b>Bold:</b> 2011 Pro Bowler
<b>DT Haloti Ngata (3)</b>	<b>*</b> With Chicago in 2011

## NFL'S TOP 100

It can be argued that the 100 best NFL players, as voted by the players in 2011, doesn't really represent the best. Maybe coaches or scouts have a different list. Certainly, there are reporters who compiled rankings of their own. Still, it's special for the Ravens to post seven players overall (tied with Phi. and SF for the NFL's most) – including five standouts in the Top 25.

### THE NFL'S TOP 100 PLAYERS OF 2012 (NFL Players' Poll / NFL Network)

NFL Rank	Player	Position Ranking
9	DT Haloti Ngata	No. 1 defensive tackle
11	OLB Terrell Suggs	No. 2 linebacker
16	S Ed Reed	No. 1 safety
20	LB Ray Lewis	No. 3 linebacker
22	RB Ray Rice	No. 4 running back
45	FB Vonta Leach	No. 1 fullback
74	QB Joe Flacco	No. 11 quarterback

## NOTE THE NEWSOME QUOTE

"Three guarantees in life: Death, taxes and the Ravens ruling the draft. General manager Ozzie Newsome, [assistant general manager] Eric DeCosta and a great scouting department comprise a front office that always seems to be three steps ahead."

- FoxSports.com's Adam Schein, 2010

## WINNING WAYS

The Ravens are the only NFL team to win a playoff game in each of the past four full seasons – and the only NFL club to earn a postseason berth in each of those years (2008-11).



### MOST NFL PLAYOFF BERTHS / PAST FOUR SEASONS

Berths	Team
4	Baltimore Ravens
3	Atlanta, Green Bay, Indianapolis, New England, New Orleans, Philadelphia, Pittsburgh

- The Ravens' five playoff wins over the past four seasons tie Pittsburgh for most in the NFL. Four of the Ravens' victories have come on the road, tying the Jets for the NFL's most.

- All four of the Ravens' playoff losses over the past four seasons have come at the hands of the team that represented the AFC in the Super Bowl. One of those teams (2010 Steelers) captured the Super Bowl Championship.

- The Ravens have played an NFL-high 12 road playoff games since 2000. Baltimore's seven postseason road wins during this span are the most in the league.

## 20/20 CLUB

The Ravens' "20/20 Club" includes members of the team's personnel staff who started with the Ravens as young assistants and grew into evaluators with more input. The term "20/20" refers to hiring 20-year-olds for \$20,000. According to **Ozzie Newsome**: "The guys actually started when they were a little older than 20 and for more than \$20,000, but that's what we call them."

### RAVENS "20/20 CLUB" GRADUATES (Current Personnel Staff)

Name	Joined Ravens	Current Title
George Kokinis (Cle.)	1991	Senior Personnel Asst.
Eric DeCosta	1996	Assistant General Manager
Joe Hortiz	1998	Director of College Scouting
Chad Alexander	1999	Asst. Dir. of Pro Personnel
Joe Douglas	2000	National Scout
Mark Azevedo	2005	Area Scout Southeast
David Blackburn	2007	Area Scout

## ROOKIE FREE AGENT GEMS

The Ravens have a history of unearthing rookie free agent gems. On the current 53-man roster, Baltimore has 13 players who entered the NFL as rookie free agents. Of those 13, 10 were originally signed by the Ravens (listed below):

### ORIGINAL RAVENS ROOKIE FREE AGENT SIGNINGS (On 2012 Active Roster)

2002: NT Ma'ake Kemoeatu*	2011: DT Bryan Hall
2008: LB Jameel McClain*	2011: WR LaQuan Williams
2009: LB Dannell Ellerbe*	2012: WR/RS Deonte Thompson
2010: LS Morgan Cox*	2012: K Justin Tucker*
2010: LB Albert McClellan*	
2011: LB Josh Bynes	* 2012 first-teamer/starter

# RAVENS DEFENSIVE NOTES

## OVER A DECADE OF DOMINANCE

Dating back to their 2000 Super Bowl-winning season, the Ravens' stout "D" ranks in the Top 3 in most significant categories.

**TOTAL DEFENSE**  
(Yards Allowed Since 2000)

1. Pittsburgh . . . . .	278.3
<b>2. Baltimore . . . . .</b>	<b>292.2</b>
3. Tampa Bay . . . . .	312.5

**TAKE-AWAYS**  
(Most Since 2000)

<b>1. Baltimore . . . . .</b>	<b>412</b>
2. Chicago . . . . .	404
3. New England . . . . .	402

**3RD-DOWN CONV. PCT.**  
(Pct. Since 2000)

<b>1. Baltimore . . . . .</b>	<b>34.5</b>
Philadelphia . . . . .	34.5
3. Chicago . . . . .	34.9

**INTERCEPTIONS**  
(Most Since 2000)

1. Green Bay . . . . .	265
<b>2. Baltimore . . . . .</b>	<b>258</b>
3. Tampa Bay . . . . .	254

**POINTS PER GAME**  
(Fewest Allowed Since 2000)

1. Pittsburgh . . . . .	17.0
<b>2. Baltimore . . . . .</b>	<b>17.1</b>
3. New England . . . . .	18.7

**RUSHING YARDS/GAME**  
(Fewest Allowed Since 2000)

1. Pittsburgh . . . . .	88.0
<b>2. Baltimore . . . . .</b>	<b>91.7</b>
3. Minnesota . . . . .	102.7

**OPPONENT QB RATING**  
(Lowest Since 2000)

<b>1. Baltimore . . . . .</b>	<b>71.2</b>
2. Pittsburgh . . . . .	74.2
3. Tampa Bay . . . . .	75.7

**INTERCEPTION TDs**  
(Most Since 2000)

1. Green Bay . . . . .	35
<b>2. Baltimore . . . . .</b>	<b>33</b>
Chicago . . . . .	33

## NFL-RECORD RUN "D"

The Ravens have held opponents to under 4.0 yards per rush in each year of their existence (an amazing 16-straight seasons), ranking as the longest streak in NFL history.

### MOST CONSECUTIVE SEASONS ALLOWING LESS THAN 4 YARDS PER RUSH

Team	Seasons	Years
<b>Baltimore Ravens</b>	<b>16</b>	<b>1996-2011</b>
Buffalo Bills	15	1986-2000
Dallas Cowboys	15	1964-78

### Longest Active in Top 5:

• The Ravens own the NFL's longest active streak of ranking in the Top 5 in run defense (yards allowed per game), doing so for six-straight years. *This season, the Ravens have allowed 4.0 yards per carry, 10th best in the NFL.*

## LIMITING THE 100s

Dating back to the 1999 season, the Ravens have allowed the second-fewest 100-yard rushers (29) in the NFL. (Pittsburgh ranks first with 26.) The top teams stack up as follows:

### 100-YARD RUSHERS ALLOWED (Since 1999)

Rk.	Team	100-Yard Rushers
1.	Pittsburgh Steelers	26
<b>2.</b>	<b>Baltimore Ravens</b>	<b>29</b>
3.	San Diego Chargers	39

### Rush "D" Quick Hits:

- Baltimore has allowed only 11 100-yard RBs in its last 94 games & 13 in the past 111 games (last was Cleveland's Trent Richardson, 105, on 11/4/12).
- From 12/17/06 to 10/4/09, the Ravens produced a 39-game streak without permitting a 100-yard rusher.

## RECORD OF TOP THREE "3s"

The Ravens' defense has allowed the third-fewest points in the NFL each of the last four full seasons – the best stretch in team history – also tying an NFL record. Since the 1970 merger, only four other teams have achieved an impressive streak such as this.

### CONSECUTIVE SEASONS W/ TOP THREE SCORING DEFENSE (Since 1970 Merger)

Team	Consec. Seasons	Years
<b>Baltimore Ravens</b>	<b>4</b>	<b>2008-11</b>
Dallas Cowboys	4	1993-96
Los Angeles Rams	4	1974-77
Minnesota Vikings	4	1973-76
San Francisco 49ers	4	1984-87

## TOP 10 STREAK

Baltimore has finished in the Top 10 in total defense (yards allowed) nine-straight seasons. Since the 1970 merger, only six teams have produced at least eight-consecutive seasons with a Top 10 defense. Baltimore (9) and Pittsburgh (12) boast the NFL's longest active streaks of ranking in the Top 10.

### CONSECUTIVE SEASONS W/ A TOP 10 DEFENSE (Since 1970 Merger)

Team	Consec. Seasons	Years
Pittsburgh Steelers	12	2000-11
Dallas Cowboys	10	1970-79
<b>Baltimore Ravens</b>	<b>9</b>	<b>2003-11</b>
Los Angeles Rams	9	1973-81
Tampa Bay Buccaneers	9	1997-2005
Pittsburgh Steelers	8	1972-79

## AN OFFENSIVE DEFENSE

Since 1996, the Ravens have posted 52 defensive TDs, scoring at least one in each year of their existence (including 2 pick-6's this season). Baltimore is 41-7 all time when tallying a D-TD. Since 2003, the Ravens tie for the NFL's most D-TDs (GB - 39), earning a 30-5 mark.

### NFL DEFENSIVE TOUCHDOWNS (Since 2003)

Rk.	Team	D-TDs
<b>1.</b>	<b>Baltimore Ravens</b>	<b>39</b>
	Green Bay Packers	39
3.	New England Patriots	34

### INTERCEPTION TDs (Since 2003)

<b>1. Baltimore . . . . .</b>	<b>29</b>
2. Green Bay . . . . .	28
3. Chicago . . . . .	26

## SHUTOUT CITY

Since 2000, Baltimore's "D" has registered the NFL's most shutouts, blanking opponents nine times. The Ravens' last shutout came on Nov. 16, 2009 in a 16-0 win at Cleveland on Monday Night Football.

### NFL SHUTOUT LEADERS (Since 2000)

Rk.	Team	Shutouts
<b>1.</b>	<b>Baltimore Ravens</b>	<b>9</b>
2.	Pittsburgh Steelers	8
3.	New England Patriots	7
	San Francisco	7
	Seattle Seahawks	7
	Tampa Bay Buccaneers	7

# RAVENS OFFENSIVE NOTES

## BIG-PLAY OFFENSE

The Ravens have produced 51 plays of 20-or-more yards this season, ranking as the NFL's third most entering Week 13. Baltimore also has 47 passing plays of at least 20 yards, ranking fourth in the league.

### BIG-PLAY PRODUCTION: PLAYS OF 20+ YARDS (2012 Season)

Rk. Team	20+ Plays	20+ TDs	20+ Passes	20+ Pass TDs	20+ Run Runs	20+ Run TDs
1. Denver	54	8	49	8	5	0
2. Indianapolis	52	4	49	4	3	0
<b>3. Baltimore</b>	<b>51</b>	<b>6</b>	<b>47</b>	<b>6</b>	<b>4</b>	<b>0</b>
4. Carolina	50	6	41	5	9	1
Detroit	50	5	48	4	2	1
New Orleans	50	13	42	10	8	3
Tampa Bay	50	10	40	6	10	4

## AIRBORNE ASSAULT

The Ravens have racked up 47 plays of 20-or-more yards through the air this season. Here is the breakdown of those bombs, which have been distributed to eight different players:

### RAVENS WITH CATCHES OF 20+ YARDS (2012 Season)

Player	Pos.	20+ Catches	20+ TDs	YPC Avg.
Torrey Smith	WR	13	3	17.9
Anquan Boldin	WR	12	1	13.4
Jacoby Jones	WR	7	1	14.0
Dennis Pitta	TE	5	1	9.6
Ray Rice	RB	5	0	8.4
Ed Dickson	TE	2	0	10.9
Tandon Doss	WR	2	0	19.0
Deonte Thompson	WR	1	0	25.0

## RAVENS "O" FINISHES

**8**

Touchdowns the Ravens have scored on 35 drives that began inside their own 20-yard line, ranking as the NFL's third-most TDs. (NE is first with 14 & NO second with 9.)

**22**

Touchdown drives of 60-or-more yards by the Ravens this season, tying for the NFL's sixth most.

**92.9%**

Goal-to-go touchdown success rate by the Ravens, ranking as the NFL's top average entering Week 13. The Ravens have scored 13 TDs on 14 goal-to-goal situations.

## GROUND IT OUT

The Ravens have rushed for the NFL's fifth-most yards per game (126.9) since 2008, also adding the fifth-most rushing TDs (80).

### NFL RUSHING BREAKDOWN (Since 2008 / John Harbaugh Era)

RUSHING YARDS PER GAME		MOST RUSHING TDs	
Rk. Team	YPG	Rk. Team	TDs
1. Carolina Panthers . . .	138.4	1. New England Patriots . . .	95
2. Minnesota Vikings . . .	135.1	2. Carolina Panthers . . . . .	93
3. New York Jets . . . . .	133.7	3. Houston Texans . . . . .	82
4. Kansas City Chiefs . . .	131.5	4. NY Giants . . . . .	81
<b>5. Baltimore Ravens . . .</b>	<b>126.9</b>	<b>5. Baltimore Ravens . . . . .</b>	<b>80</b>

## A FRANCHISE RECORD

In Week 10's win vs. Oak., Baltimore's 55 points set a single-game franchise record and also rank as the second most by a team in the NFL this season. The Ravens' previous scoring record was 48 points, accomplished twice before: 12/13/09 vs. Det. and 12/19/05 vs. GB.

### RAVENS SINGLE-GAME POINTS (Franchise History)

Pts.	Game	Result
55	11/11/12 vs. Oak.	W, 55-20
48	12/13/09 vs. Det.	W, 48-3
48	12/19/05 vs. GB	W, 48-3
44	Four times	

### MOST SINGLE-GAME POINTS (2012 Season)

Rk. Team	Pts.	Game
1. New England	59	11/18 vs. Ind.
<b>2. Baltimore</b>	<b>55</b>	<b>11/11 vs. Oak.</b>
3. New England	52	9/30 at Buf.
4. Chicago	51	11/4 at Ten.

## TOP 5 "O" OUTPUTS

In Week 3's win over New England, Baltimore's offense registered 503 yards of total offense (121 rushing and 382 passing), marking the third-highest output in team history. Impressively, the Ravens' Top 5 all-time single-game outputs have come during the **John Harbaugh/Cam Cameron Era** (since 2008).

### RAVENS TOP TOTAL NET YARDS (Single-Game History)

Yards	Game/Date	Results
553	9/25/11 at STL	W, 37-7
548	12/13/09 vs. Det.	W, 48-3
<b>503</b>	<b>9/23/12 vs. NE</b>	<b>W, 31-30</b>
501	9/13/09 vs. KC	W, 38-24
479	9/27/09 vs. Cle.	W, 34-3

## OFFENSE EXPLODES

From Weeks 3-4, the Ravens produced 941 total yards of offense (503 vs. NE and 438 vs. Cle.). The 941 mark the most total yards Baltimore has registered in consecutive games in franchise history. Against the Browns (9/27), it also marked just the second time in team history that the Ravens tallied 400-or-more yards in consecutive games:

### BACK-TO-BACK GAMES W/ 400-PLUS YARDS OF OFFENSE (Ravens History)

Year	First Game (Yards)	Second Game (Yards)
2012	Sept. 23 vs. NE (503)	Sept. 27 vs. Cle. (438)
2000	Nov. 19 vs. Dal. (479)	Nov. 26 vs. Cle. (461)

## 300, 100 & 100

In Week 3's 31-30 victory vs. New England, the Ravens' offense produced a 300-yard passer, 100-yard rusher and 100-yard receiver for just the fifth time in franchise history.

### 300-YARD PASSER/100-YARD RUSHER/100-YARD RECEIVER (Ravens Single-Game History)

Game	300 Passer	100 Rusher	100 Receiver
09/23/12 vs. NE	J. Flacco-382	R. Rice-101	T. Smith-127
10/16/11 vs. Hou.	J. Flacco-305	R. Rice-101	A. Boldin-132
11/23/03 vs. Sea.	A. Wright-319	J. Lewis-117	M. Robinson-131
10/19/03 at Cin.	K. Boller-302	J. Lewis-101	T. Heap-129
			T. Taylor-138
12/5/99 vs. Ten.	T. Banks-332	P. Holmes-100	Q. Ismail-113



# ALL-TIME WIN/LOSS

## REGULAR SEASON RECORDS

	<u>Overall Record</u>	<u>Home</u>	<u>Away</u>
Overall	149-117-1	93-39-1	56-78
In M&T Bank Stadium (since 1998)	86-31	86-31	n/a
Coached by Ted Marchibroda	16-31-1	11-12-1	5-19
Coached by Brian Billick	80-64	50-22	30-42
Coached by John Harbaugh	53-22	32-5	21-17
vs. AFC Teams	117-92	73-37	44-55
vs. AFC North (AFC Central)	39-25 (26-28)	23-9 (13-14)	16-16 (13-14)
vs. AFC East	16-16	12-4	4-12
vs. AFC South	11-12	7-4	4-8
vs. AFC West	21-11	14-3	7-8
vs. NFC Teams	37-26-1	25-5-1	12-21
vs. NFC North (NFC Central)	4-4 (3-5)	4-0 (3-1)	0-4 (0-4)
vs. NFC East	11-5-1	6-1-1	5-4
vs. NFC South	6-6	3-3	3-3
vs. NFC West	13-6	9-0	4-6
On Monday Night Football - ABC/ESPN	8-9	4-2	4-7
On NBC/ESPN - Sunday Night	13-12	9-5	4-7
On NFL Network	3-2	2-0	1-2
In Overtime	10-7-1	6-2-1	4-5
Ravens Shutout Wins	10	5	5
In Season Openers	9-8	6-3	3-5
Indoors	4-11	n/a	4-11
<b>Note:</b> Baltimore has played in Houston's Reliant Stadium three times (2-1), Indy's Lucas Oil Stadium once (0-1) and Dallas' Texas Stadium once (1-0). Two of those games at Reliant Stadium (12/13/10 and 10/21/12) came when the roof was closed, meaning those games were "indoors," while the other games are considered "outdoors" due to open roofs.			
In August	0-1	0-1	0-0
In September	35-22	23-5	12-17
In October	29-35	17-13	12-22
In November	42-31-1	23-10-1	19-21
In December	38-26	27-9	11-17
In January	5-2	3-0	2-2

## RAVENS TRENDS

<u>Team</u>	<u>Since 2000</u>	<u>Since 2008</u>	<u>2012</u>
Record	125-78	53-22	9-2
vs. AFC North (since 2002)	39-25	21-7	4-0
vs. AFC	95-59	41-16	8-1
vs. NFC	30-19	12-6	1-1
Home	78-23	32-5	5-0
Away	47-55	21-17	4-2
On grass	54-44	16-8	4-2
Artificial turf	71-34	37-14	5-0
Outdoors	122-70	49-18	9-1
Indoors	3-8	4-4	0-1
September	27-15	12-4	3-1
October	26-24	10-8	2-1
November	37-19	17-5	4-0
December	30-19	11-5	0-0
January	5-1	3-0	0-0
Leading at halftime	100-12	45-6	6-1
Trailing at halftime	18-56	5-14	2-1
Tied at halftime	7-10	3-2	1-0
Tied after 3 quarters	3-6	1-2	0-1
Leading After 3 quarters	106-9	48-7	7-0
Trailing after 3 quarters	17-62	4-16	2-1
Decided by 7 points or less	50-39	19-15	6-1
Decided by 3 points or less	27-23	11-9	5-1
When scoring first	84-21	39-6	6-1
When not scoring first	41-57	14-16	3-1
Positive or even turnover ratio	108-22	44-9	8-1
Negative turnover ratio	17-57	9-13	1-1
Winning penalty ratio	56-32	25-6	4-1
Losing penalty ratio	59-40	22-12	5-0
Overtime	7-5	4-2	1-0
When returning a KOR for a TD	4-1	4-0	2-0
When returning a PR for a TD	6-2	2-0	1-0

<u>Offense</u>	<u>Since 2000</u>	<u>Since 2008</u>	<u>2012</u>
Scoring 20 or more points	94-22	43-7	6-1
Scoring 30 or more points	45-3	25-1	4-0
Having 20 or more first downs	52-27	30-8	5-0
Totaling 350 or more net yards	55-19	30-4	5-0
At least 35 minutes time of poss.	33-3	13-1	1-0
Rushing for 150 or more yards	42-9	17-1	0-0
When not throwing an INT	71-11	33-4	5-0
With a 100-yard rusher	45-15	17-2	2-0
Without a 100-yard rusher	80-63	36-20	7-2
With a 100-yard receiver	27-12	14-5	3-0
Without a 100-yard receiver	98-66	39-17	6-2
With a 300-yard passer	14-6	11-1	4-0
Without a 300-yard passer	111-72	42-21	5-2
<u>Defense</u>	<u>Since 2000</u>	<u>Since 2008</u>	<u>2012</u>
When scoring a defensive TD	35-5	12-2	2-0
When returning an INT for a TD	29-2	11-1	2-0
When returning a fumble for a TD	7-3	2-1	0-0
Recording 3 or more sacks	65-22	19-8	4-0
Holding opp. under 250 net yards	36-3	20-3	0-0
Holding opp. under 21 points	99-29	42-8	7-0
Holding opp. under 15 points	81-14	33-4	4-0
Allowing a 100-yard rusher	13-16	6-5	2-0
Not allowing a 100-yard rusher	111-63	47-17	7-2
Allowing a 100-yard receiver	26-23	9-7	1-1
Not allowing a 100-yard receiver	100-54	44-15	8-1
Allowing a 300-yard passer	18-11	10-3	3-1
Not allowing a 300-yard passer	106-67	43-19	6-1

# DEFENSIVE PLAYER NOTES

## THE ULTIMATE LB



Thirteen-time Pro Bowl **LB Ray Lewis** sustained a triceps injury in Week 6's win over Dallas and has been placed on Injured Reserve - Designated for Return. In six games, he totaled 57 tackles, adding 1 sack, 1 PD, 1 FR and 1 FF. Lewis, who has played in 228 career contests, is Baltimore's all-time tackle king (2,643 stops). He also has the most FRs (20), second-most INTs (31) and second-most FFs (20) in team history, leading a Ravens' "D" that has ranked in the Top 10 (yards allowed) nine-straight seasons.

### RAVENS CAREER DEFENSIVE RECORDS (All-Time History)

#### TACKLES

1. **Ray Lewis (1996-present)** ..... **2,643**
2. Kelly Gregg (2001-2010) ..... 721
3. Terrell Suggs (2003-present) ..... 677
4. Ed Reed (2002-present) ..... 645
5. Jamie Sharper (1997-2001) ..... 522

#### INTERCEPTIONS

1. Ed Reed (2002-present) ..... 60
2. **Ray Lewis (1996-present)** ..... **31**
3. Chris McAlister (1999-2008) ..... 26
4. Duane Starks (1998-2001) ..... 20
- Rod Woodson (1998-2001) ..... 20

#### FUMBLES RECOVERED

1. **Ray Lewis (1996-present)** ..... **20**
2. Terrell Suggs (2003-present) ..... 11
3. Ed Reed (2002-present) ..... 9

## TACKLE MACHINE

**LB Ray Lewis** (17th NFL season) is the league's active career tackles leader. Lewis, who has played in 228 games, is one of only two active players to hit the 2,000-tackle milestone. In 2011, Lewis led the Ravens in tackles (95) for the 14th time in his career. He has tallied at least 130 stops 13 times.

### NFL CAREER TACKLE LEADERS (Active Players)

Rk.	Player (Year Entered NFL)	Tackles	Games
1.	<b>Ray Lewis (1996)</b>	<b>2,643</b>	<b>228</b>
2.	London Fletcher (1998)	2,310	235
3.	Keith Brooking (1998)	1,863	220
4.	Brian Urlacher (2000)	1,718	181
5.	Mike Peterson (1999)	1,611	193

## AN ELITE NFL CLUB

In 2011's Week 6 win over Houston, **LB Ray Lewis** became the only player in NFL history to record 40 sacks and 30 INTs in a career.

### NFL PLAYERS W/ 30+ SACKS & 25+ INTs (NFL History)

Player	Games	Sacks	INTs
<b>Ray Lewis (1996-present)</b>	<b>228</b>	<b>41.5</b>	<b>31</b>
Rodney Harrison (1994-2008)	186	30.5	34
William Thomas (1991-2001)	172	37.0	27

## 'BACKER THEFTS

**LB Ray Lewis** is the NFL's active INT leader among linebackers, posting 31 picks during his career. Lewis ranks sixth all time in INTs by a linebacker, passing Sam Huff (30) in Week 1 of the 2011 season. He is 1 INT shy of tying Nick Buoniconti, Jack Ham and Lee Roy Jordan for third all time by a linebacker.

### LINEBACKER INTERCEPTION LEADERS (Active Players)

Rk.	Player (Team)	INTs	Yards	TDs
1.	<b>Ray Lewis (Bal.)</b>	<b>31</b>	<b>503</b>	<b>3</b>
2.	Brian Urlacher (Chi.)	22	324	2
3.	London Fletcher (Was.)	20	149	2
4.	Mike Peterson (Atl.)	19	272	1
	Takeo Spikes (SD)	19	276	3

## TAKE IT AWAY

**LB Ray Lewis** (17 NFL seasons) currently stands as the NFL's longest-tenured defensive player still playing with his original team. Additionally, Lewis' 50 career take-aways rank second all time among linebackers, with only Hall of Famer Jack Ham (53: 32 INTs and 21 FRs) producing more.

### MOST CAREER TAKE-AWAYS BY A LINEBACKER (Since 1970 Merger)

Rk.	Player	Take-Aways	INTs	FRs
1.	Jack Ham	53	32	21
2.	<b>Ray Lewis</b>	<b>50</b>	<b>31</b>	<b>19*</b>
3.	Stan White	48	34	14

\*Has 20 career overall FRs, but 1 came after teammate Jamie Sharper fumbled an INT that Lewis would then recover; thus, Lewis has 19 FR take-aways.

## TANGLED IN THE WEBB



Ravens **CB/RS Lardarius Webb**, currently on IR, will miss the rest of the season after tearing his ACL on 10/14 vs. Dallas. Webb produced a career year in 2011, becoming the NFL's only player last season to have an INT-TD & a PR-TD. Webb also tied to post the NFL's fourth-most pass breakups (20), finishing with a career-best 68 tackles and a team-high 5 INTs.

### NFL'S MOST PASSES DEFENSED / 2011 SEASON

Rk.	Player (Team)	PD	INTs
1.	Brandon Browner (Sea.)	23	6
2.	Tramon Williams (GB)	22	4
3.	Darrelle Revis (NYJ)	21	4
4.	<b>Lardarius Webb (Bal.)</b>	<b>20</b>	<b>5</b>
	Brandon Flowers (KC)	20	4

## CARY LEADS AFC



Entering Week 13, **CB Cary Williams** is tied for the AFC lead in INTs (with three other players) and ties for fourth overall in the NFL. The fifth-year veteran, who became a full-time starter for Baltimore in 2011, helps lead a defense that has permitted an NFL-low 9 passing TDs during the 2012 campaign.

### AFC INTERCEPTION LEADERS / 2012 SEASON

1. **Cary Williams (Bal.) - 4**      Jairus Byrd (Buf.) - 4  
    Kareem Jackson (Hou.) - 4      Tavon Wilson (NE) - 4

# DEFENSIVE PLAYER NOTES

## A DANGEROUS REED



Eight-time Pro Bowl **S Ed Reed** has tallied 60 INTs during his career – the most in Ravens history and the NFL since he entered the league in 2002. Among active players, Reed's career INTs also rank first, while his 1,507 return yards are an NFL record, which he set in Week 1's win over Cincy.

### NFL CAREER INTERCEPTION LEADERS (Active Players)

Rk.	Player (Team)	G	INT	Yds	Avg.	Lg	TD
1.	Ed Reed (Bal.)	155	60	1,507	25.1	107t	7
2.	Charles Woodson (GB)	206	55	896	16.3	62t	11
3.	Champ Bailey (Den.)	205	51	446	8.7	70t	4
5.	Ronde Barber (TB)	236	47	923	19.6	78t	8
	Asante Samuel (Atl.)	142	47	709	15.1	79t	6

### Reed Quick Hits: Of his 60 career INTs...

- 37 have come in the second half (most in the NFL since '02) and 23 in the fourth quarter (most in the NFL since '02).
- When Reed records an INT, the Ravens own a 37-11 record. When he makes 2 INTs in a game, Baltimore is 12-0 (13-0 including playoffs).
- 25 have come on third down, the NFL's most among active players on that particular down.
- Reed's 8 career playoff INTs rank as the most among active players. He had 1 theft in the 2011 Divisional win over Houston (1/15/12).

## NFL RECORD-HOLDER

In Week 1 vs. Cincinnati, **S Ed Reed** became the NFL's all-time leader in INT return yards, passing Hall of Famer Rod Woodson for the most ever. Reed returned the 58th pick of his career for 34 yards, upping his all-time total to 1,497 yards. Reed has 3 thefts this season, equaling 44 return yards, which have increased his career total to 60 INTs for 1,507 return yards.

### CAREER INTERCEPTION YARDS LEADERS (NFL History)

Rk.	Player	G	INT	Yds	Avg.	Lg	TD
1.	Ed Reed	155	60	1,507	25.1	107t	7
2.	Rod Woodson	238	71	1,483	20.9	98t	12
3.	Darren Sharper	205	63	1,412	22.4	99t	11
4.	Deion Sanders	188	53	1,331	25.1	93t	9
5.	Emlen Tunnell	167	79	1,282	16.2	55t	4

## PREMIER PLAYMAKER

**S Ed Reed's** 60 career INTs rank first among active players since he entered the NFL in 2002. Additionally, his 1,507 return yards stand first, while he's tied (Deion Sanders) for the best return average ever.

### NFL INTERCEPTIONS (Since 2002)

Rk.	Name	INTs	Yards
1.	Ed Reed	60	1,507
2.	Asante Samuel	47	709
3.	Charles Woodson	44	663

### INT RETURN AVERAGE (NFL History/Min. 30 INT)

Rk.	Name	Avg.	INTs	Yards
1.	Ed Reed	25.1	60	1,507
	Deion Sanders	25.1	53	1,331
3.	Glen Edwards	24.6	39	961

## REED'S TDs

**S Ed Reed** has scored 14 TDs in his career (including playoffs). Amazingly, Reed is the only player in NFL history to score return TDs off a punt return, blocked punt, INT and fumble recovery.

### ED REED'S CAREER TOUCHDOWNS

Date/Game	Result	Touchdown
09/10/12 vs. Cin.	W	34-yard INT return
10/11/09 vs. Cin.	L	52-yard INT return
1/4/09 at Mia. (WC)	W	64-yard INT return
12/7/08 vs. Was.	W	22-yard FR return
11/23/08 vs. Phi.	W	107-yard INT return*
9/21/08 vs. Cle.	W	32-yard INT return
9/10/07 at Cin.	L	63-yard punt return
11/5/06 vs. Cin.	W	25-yard INT return
11/7/04 vs. Cle.	W	106-yard INT return
10/10/04 at Was.	W	22-yard FR return
11/23/03 vs. Sea.	W	16-yard punt block return
10/12/03 at Ari.	W	22-yard punt block return
9/14/03 vs. Cle.	W	54-yard INT return
11/24/02 vs. Ten.	W	11-yard punt block return

\* NFL Record *Italics indicates postseason*

## SCORING THEFTS

**S Ed Reed** has posted 9 regular season defensive touchdowns during his career. Reed's 9 "D-TDs" are the most in Ravens franchise history, while his 7 INT-TDs also rank first.

### RAVENS REGULAR SEASON DEFENSIVE TOUCHDOWNS (Career Leaders)

Rk.	Player	INTs	FRs	Total
1.	Ed Reed	7	2	9
2.	Chris McAlister	5	1	6
3.	Rod Woodson	5	0	5
	Adalius Thomas	2	3	5

## DUAL-INT GAMES

**S Ed Reed** registered the 12th dual-INT game (13th including playoffs) of his career in 2011's Week 1 win vs. Pittsburgh. Reed owns the most such games among players who began their careers in the Super Bowl Era (since 1966).

### MOST GAMES WITH 2+ INTERCEPTIONS (Players Who Began Career in Super Bowl Era)

Player	2+ INT Games
Ed Reed	12
Ronnie Lott	11
Lem Barney	9
Dave Brown	9
Everson Walls	9


## GOING THE DISTANCE

### LONGEST INTERCEPTION RETURNS (NFL History)

Rk.	Player	Yards	Date/Game
1.	Ed Reed	107t	11/23/08 vs. Phi.
2.	Ed Reed	106t	11/7/04 vs. Cle.
3.	Vencie Glenn	103t	11/29/87 vs. Den.
	Louis Oliver	103t	10/4/92 at Buf.

# DEFENSIVE PLAYER NOTES

## DEFENSIVE PLAYER OF THE YEAR



**OLB Terrell Suggs**, the 2011 AP Defensive Player of the Year, returned for his first game of the season in Week 7 vs. Houston after tearing his Achilles this past April. He posted 4 tackles, 1 sack and 1 PD in his season debut, after finishing with a career-high 14 sacks in 2011. Suggs, who also forced an NFL-high 7 fumbles last year – setting a career high and a Ravens' single-season record – ranks third in Ravens single-season sacks history. His 14 sacks in 2011 also ranked first in the AFC and tied San Francisco's Aldon Smith for fifth in the NFL.

### RAVENS ALL-TIME SACKS (Career Leaders)

Rk.	Player (Years)	Sacks
1.	<b>Terrell Suggs (2003-present)</b>	<b>84.5</b>
2.	Peter Boulware (1997-2005)	70.0
3.	Michael McCrary (1997-2002)	51.0
4.	Ray Lewis (1996-present)	41.5
5.	Adalius Thomas (2000-06)	38.5

### AFC SACKS LEADERS (2011 Season)

- 1. Terrell Suggs (Bal.) . . . 14**
- Tamba Hali (KC) . . . . . 12
- Connor Barwin (Hou.) . . 11.5
- Von Miller (Den.) . . 11.5

### RAVENS SACKS LEADERS (Single-Season Records)

- Peter Boulware (2001) . . 15
- Michael McCrary (1998) . . 14.5
- 3. Terrell Suggs (2011) . . . 14**
- Trevor Pryce (2006) . . . 13

## HOT OFF THE EDGE

Since entering the NFL in 2003, **OLB Terrell Suggs'** 84.5 sacks rank seventh among active players, while his 625 yards lost stand sixth. Suggs had a team-, career- and AFC-high 14 sacks in 2011 and has posted 2 in five games this season.

### NFL ACTIVE SACKS LEADERS (Since 2003)

Rk.	Player	Sacks	Yards
1.	Jared Allen (Min.)	112	710.5
2.	DeMarcus Ware (Dal.)	109.5	703
3.	Julius Peppers (Chi.)	94	569
4.	John Abraham (Atl.)	93.5	630
5.	Dwight Freeney (Ind.)	91.5	671
6.	Robert Mathis (Ind.)	90.5	649
<b>7.</b>	<b>Terrell Suggs (Bal.)</b>	<b>84.5</b>	<b>625</b>
8.	Osi Umenyiora (NYG)	74	511.5
9.	Trent Cole (Phi.)	69.5	518.5

### Suggs Quick Hits:

- Suggs' 13.5 career sacks (regular season) vs. the Steelers are the most he has against any opponent and the most any active NFL player has compiled vs. Pittsburgh.
- The Ravens are 51-18 all time when Suggs records a sack.
- Baltimore is 13-1 when he tallies 2 or more sacks during his career.

### RAVENS FORCED FUMBLES (Career Leaders)

- 1. Terrell Suggs . . . . . 29**
- Ray Lewis . . . . . 20
- Adalius Thomas . . . . . 15

### RAVENS FUMBLE RECOVERIES (Career Leaders)

- Ray Lewis . . . . . 20
- 2. Terrell Suggs . . . . . 11**
- Ed Reed . . . . . 9

## THE DOMINANT DT



One of the NFL's most disruptive forces, **DT Haloti Ngata** was named to his third Pro Bowl (as a starter) in 2011. Perhaps the NFL's most athletic DT, Ngata stops the run (433 career tackles), rushes the passer (21 career sacks) and even drops into coverage (3 career INTs). In Week 11's win at Pittsburgh, he had 5 tackles and 1 sack (-10 yards), helping hold the Steelers to 10 points.

Baltimore has a history of strong run defense, and with Ngata's help the past several seasons, has upheld its stout legacy on the ground.

### RAVENS RUSHING DEFENSE RANKINGS (Past Six Full Seasons/Since Ngata Entered NFL)

Year	Yards Per Game Allowed		Avg. Per Play Allowed	
	Total	Rank	Total	Rank
2011	92.6	2nd	3.5	2nd
2010	93.9	5th	3.9	8th
2009	93.3	5th	3.4	1st
2008	81.4	3rd	3.6	5th
2007	79.3	2nd	2.8	1st
2006	75.9	2nd	3.3	2nd

## "NGATA" ON US

Dating back to 2006, when **DT Haloti Ngata** entered the NFL, the Ravens have allowed the NFL's second-fewest rushing TDs (51) and the NFL's third-fewest rushing yards per game (90.4 ypg).

### RUSHING TOUCHDOWNS (Fewest Allowed Since 2006)

- Pittsburgh . . . . . 48
- 2. Baltimore . . . . . 51**
- Minnesota . . . . . 60

### RUSHING YARDS PER GAME (Fewest Allowed Since 2006)

- Pittsburgh . . . . . 85.8
- Minnesota . . . . . 87.6
- 3. Baltimore . . . . . 90.4**

## NGATA SCORES

In the 2011 Week 3 win at St. Louis, **DT Haloti Ngata** scooped up a Sam Bradford fumble and returned it 28 yards for his first-career TD. Ngata's scamper is the third-longest FR-TD in Ravens history, shy of OLB Adalius Thomas' 57- and 35-yarders.

## D-TACKLE DOMINANCE

In the Ravens' season-opening win vs. Cincy, **DT Haloti Ngata** notched 1.5 QB drops, tying a career high. He has 9 sacks dating back to 2011, has racked up 101 tackles (second among NFL DTs) and has 6 PD, third most among NFL DTs during this span.

### MOST TACKLES BY NFL DTs (Since 2011)

- Ahtyba Rubin . . . . . 112
- Justin Smith . . . . . 109
- 3. Haloti Ngata . . . . . 104**
- Brandon Mebane . . . . . 102
- Domata Peko . . . . . 102

### SACKS BY NFL DTs (Since 2011)

- Geno Atkins . . . . . 16.5
  - Henry Melton . . . . . 13
  - Justin Smith . . . . . 9.5
  - 4. Haloti Ngata . . . . . 9**
- Three other players . . . . . 9

## NGATA NAMED NO. 9

As voted on by fellow players in the NFL Network's Top 100 poll of 2012, **DT Haloti Ngata** was tabbed the NFL's ninth-best overall player (and top DT). He was one of seven Ravens to make the list.

# OFFENSIVE PLAYER NOTES

## THE FRANCHISE QB



**QB Joe Flacco**, the Ravens' all-time leading passer, reached the 16,000-yard milestone for his career with a 341-yard performance in Week 10's win vs. Oakland. Flacco has racked up 2,850 yards in 11 games this season, the NFL's 11th most. In Weeks 1-4, he had 1,269 yards, the best four-game output of his career.

### RAVENS ALL-TIME PASSING LEADERS (Franchise History)

Rk.	Player	G	Att	Cmp	Pct	Yards	TD	INT	Rate
1.	Joe Flacco	75	2,350	1,426	60.7	16,666	94	53	86.1
2.	Kyle Boller	53	1,311	746	56.9	7,846	45	44	71.9
3.	V. Testaverde	29	1,019	596	58.5	7,148	51	34	82.8

## AIR IT OUT



### PASSING YARDS (2012 Season)

1. Matthew Stafford 3,429
2. Matt Ryan . . . . . 3,425
3. Tony Romo . . . . . 3,357
4. Drew Brees . . . . . 3,333
5. Tom Brady . . . . . 3,299
6. Peyton Manning. 3,260
7. Andrew Luck. . . . 3,205
8. Carson Palmer . . . 3,181
9. Eli Manning. . . . . 2,890
10. Matt Schaub . . . . . 2,855
11. **Joe Flacco . . . . . 2,850**
12. Aaron Rodgers . . . 2,838
13. Andy Dalton . . . . . 2,769

### 25+ YARD PASSES (2012 Season)

1. Peyton Manning. . . 31
2. **Joe Flacco . . . . . 29**
3. Drew Brees . . . . . 28
4. Matt Ryan . . . . . 27

### YARDS/PER COMP. (2012 Season)

1. Cam Newton . . . 14.3
2. Josh Freeman . . . 13.9
3. Andrew Luck . . . 12.6
4. Robert Griffin . . . 12.2
5. **Joe Flacco . . . . . 12.1**

## FLACCO IS THE FIRST

**QB Joe Flacco** is the first starting QB in NFL history (since 1970 merger) to lead his team to the playoffs in each of his first four seasons. Flacco has helped the Ravens earn five playoff wins since '08, tied (Ben Roethlisberger and Kurt Warner) for the second-most victories by a QB over the first four years of a career (Tom Brady - 6).

## RAVENS RECORDS

**QB Joe Flacco** owns a franchise-record 28 100-plus single-game passer ratings, including four in 2012. Flacco has also posted three of the Top 4 passing games in team history.

### RAVENS SINGLE-GAME PASSING YARDS

Yards	Player	Opp./Date
429	Vinny Testaverde	vs. STL, 10/27/96
<b>389</b>	<b>Joe Flacco</b>	<b>at STL, 9/25/11</b>
<b>385</b>	<b>Joe Flacco</b>	<b>at Min., 10/18/09</b>
<b>382</b>	<b>Joe Flacco</b>	<b>vs. NE, 9/23/12</b>

## LEADER OF THE 300S

**QB Joe Flacco** owns a team record 12 300-yard games, including four in 2012 (382 vs. NE, 356 vs. Cle., 341 vs. Oak. & 355 at SD).

### 300-YARD PASSING GAMES (Ravens Single Season)

1. V. Testaverde (1996) . . . 5
2. **Joe Flacco (2012) . . . . 4**  
Joe Flacco (2011) . . . . . 4
4. Joe Flacco (2009) . . . . . 3

### 300-YARD PASSING GAMES (Ravens History)

1. **Joe Flacco (2008-12) . . . 12**
2. V. Testaverde (1996-97) . . 8
3. Three other players . . . . . 2

## FLACCO FAST FACTS

### MOST WINS BY STARTING QBs (Including Playoffs/ Since 2008)

Rk.	Player	Record
1.	Joe Flacco . . . . .	58-26
2.	Drew Brees . . . . .	54-26
3.	Matt Ryan . . . . .	53-23
4.	Aaron Rodgers . . . . .	52-27
	Ben Roethlisberger . . . . .	52-22

- In Flacco's 53 regular season wins (tied with Matt Ryan for the most by a starting QB since 2008), Flacco is 973-of-1,562 (62.3%) for 12,098 yards, 70 TDs and 20 INTs (95.9 rating).

- Baltimore is 32-3 when Flacco produces at least a 95 rating (and 17-1 when he's at 110.0 or better).

- Flacco owns 32 career regular season wins at home, good for the most among NFL starting quarterbacks since 2008. Flacco is 32-5 at M&T Bank Stadium.

### MOST CONSECUTIVE STARTS BY QUARTERBACKS (Active Streaks / Regular Season)

Rk.	Player	Starts
1.	Eli Manning . . . . .	130
2.	Philip Rivers . . . . .	107
3.	<b>Joe Flacco . . . . .</b>	<b>75</b>
4.	Tom Brady . . . . .	59

## FLACCO HOT AT HOME

**QB Joe Flacco** has been strong at M&T Bank Stadium this season, posting the NFL's third-best passer rating among all QBs at home.

### TOP QUARTERBACK RATINGS AT HOME / 2012 SEASON

Rk.	Player	Att	Cmp	Pct	Yards	TD	INT	Rate
1.	Russell Wilson	111	69	62.2	935	11	0	122.0
2.	Peyton Manning	188	122	64.9	1,496	13	1	110.2
3.	<b>Joe Flacco</b>	<b>173</b>	<b>115</b>	<b>66.5</b>	<b>1,612</b>	<b>10</b>	<b>3</b>	<b>108.3</b>

### JOE FLACCO AT HOME / SINCE 2010

Player (Record)	Att	Cmp	Pct	Yards	TD	INT	Rate
Joe Flacco (20-1)	643	397	61.7	5,256	33	11	97.6

## 13 GAME-WINNING DRIVES

Flacco owns **13 career game-winning drives** in the fourth quarter or overtime (14 including postseason), including three this season:

### Week 12 at San Diego -- Final Score: 16-13 (OT)

Flacco finished the day with 355 passing yards, including a 29-yard first-down completion on fourth-and-29 to **RB Ray Rice** late in the fourth quarter that led to a 38-yard game-tying FG by **K Justin Tucker**. Baltimore won in OT on another 38-yarder by Tucker.

### Week 9 Comeback at Cleveland -- Final Score: 25-15

The Ravens won 25-15 after falling behind 15-14 in the fourth quarter. Flacco threw a 19-yard TD pass to **WR Torrey Smith** with 4:26 remaining, providing the game's deciding score (**K Justin Tucker** later added a 43-yard FG).

### Week 3 Comeback vs. New England -- Final Score: 31-30

In Week 3, Flacco marched the Ravens on a 7-play, 70-yard drive to set up Tucker's 27-yard game-winning FG as time expired.

## JOE SETS BALTIMORE RECORDS

In 2011, **QB Joe Flacco** surpassed the 3,500-yard passing milestone for the third-straight season, becoming the first QB in Baltimore football history (Colts and Ravens) to accomplish the feat.

### RAVENS SINGLE-SEASON PASSING YARDS

Rk.	Player (Year)	Cmp-Att	Pct.	Yards	TD	INT	Rate
1.	V. Testaverde ('96)	325-549	59.2	4,177	33	19	88.7
2.	<b>Joe Flacco ('10)</b>	<b>306-489</b>	<b>62.6</b>	<b>3,622</b>	<b>25</b>	<b>10</b>	<b>93.6</b>
3.	Joe Flacco ('09)	315-499	63.1	3,613	21	12	88.9
4.	Joe Flacco ('11)	312-542	57.6	3,610	20	12	80.9

# OFFENSIVE PLAYER NOTES

## RICE RANKS No. 1



Two-time Pro Bowl RB **Ray Rice** posted a career-best and an NFL-high 2,068 yards from scrimmage in 2011, also adding a Ravens' record 15 total TDs. This season, he ranks fourth in the NFL in yards from scrimmage per game (108.9). Dating back to 2009, Rice owns the most yards from scrimmage (7,083).

### NFL NET YARDS FROM SCRIMMAGE PER GAME (2012 Season)

Rk. Player	Scrim. YPG	---Rush---		---Rec.---	
		Att-Yds	TD	Rec-Yds	TD
1. Adrian Peterson	129.2	213-1,236	7	35-185	0
2. Doug Martin	125.6	218-1,050	7	29-332	1
3. Calvin Johnson	114.3	0-0	0	73-1,257	3
<b>4. Ray Rice</b>	<b>108.9</b>	<b>186-794</b>	<b>7</b>	<b>48-404</b>	<b>0</b>
5. Marshawn Lynch	108.1	231-1,051	5	16-138	0
6. Arian Foster	107.8	269-1,064	12	25-122	2
7. C.J. Spiller	105.6	123-830	4	32-332	1

### NFL NET YARDS FROM SCRIMMAGE (Since 2009)

Rk. Player	Scrim. Yards	---Rush---		---Rec.---	
		Att-Yds	TD	Rec-Yds	TD
<b>1. Ray Rice</b>	<b>7,083</b>	<b>1,038-4,717</b>	<b>31</b>	<b>265-2,366</b>	<b>5</b>
2. Chris Johnson	6,700	1,127-5,359	33	177-1,341	3
3. Adrian Peterson	5,988	1,018-4,887	49	132-1,101	2

## RICE & FAULK: NFL ELITE

In 2011, Pro Bowl RB **Ray Rice** became just the second player in NFL history to post multiple 1,000-yard rushing/700-yard receiving seasons (also in 2009), joining Hall of Famer Marshall Faulk, who did it an impressive four times (1998-2001).

## RB RECEIVING RECORDS

**RB Ray Rice** is the Ravens' all-time receiving leader by a RB (298 for 2,639) and has 6 of the top 10 receiving days by a RB in team history. In 2012, Rice has 48 catches for 404 yards.

### RECEIVING YARDS BY A RUNNING BACK (Ravens Single-Game History)

Rk. Player	Game/Date	Yards	Rec.	Avg.
<b>1. Ray Rice</b>	<b>10/18/09 at Min.</b>	<b>117</b>	<b>10</b>	<b>11.7</b>
2. Jamal Lewis	12/08/02 vs. NO	108	4	27.0
3. Priest Holmes	10/11/98 vs. Ten.	98	13	7.5
<b>4. Ray Rice</b>	<b>11/7/10 vs. Mia.</b>	<b>97</b>	<b>7</b>	<b>13.9</b>
5. Earnest Byner	10/27/96 vs. STL	96	6	16.0
<b>6. Ray Rice</b>	<b>11/8/09 at Cin.</b>	<b>87</b>	<b>8</b>	<b>10.9</b>
<b>7. Ray Rice</b>	<b>9/25/11 at STL</b>	<b>83</b>	<b>5</b>	<b>16.6</b>
<b>8. Ray Rice</b>	<b>12/19/10 vs. NO</b>	<b>80</b>	<b>5</b>	<b>16.0</b>
<b>9. Ray Rice</b>	<b>10/11/09 vs. Cin.</b>	<b>74</b>	<b>7</b>	<b>10.6</b>
10. Bam Morris	11/10/96 at Jax.	73	3	24.3

## RAVENS ALL-TIME RUSHING

Rk. Player	Att.	Yards	Avg.	LG	TDs
1. Jamal Lewis	1,822	7,801	4.3	82t	45
<b>2. Ray Rice</b>	<b>1,145</b>	<b>5,171</b>	<b>4.5</b>	<b>70t</b>	<b>31</b>
3. Willis McGahee	673	2,802	4.2	77t	31

## HUNDREDS ALL AROUND

**RB Ray Rice** has compiled 39 games with at least 100 total yards from scrimmage during his career, including 37 since he became a full-time starter and earned his first Pro Bowl honors in 2009. Rice's 37 games dating back to the '09 campaign rank as the NFL's most.

### GAMES W/ 100+ TOTAL YARDS FROM SCRIMMAGE (Since 2009)

Rk. Player (Team)	100-Yard Games
<b>1. Ray Rice (Bal.)</b>	<b>37</b>
2. Chris Johnson (Ten.)	34
3. Adrian Peterson (Min.)	33
4. Arian Foster (Hou.)	31

### RAY RICE'S TOP THREE YARDS FROM SCRIMMAGE (Since Career Began in 2008)

Rk. Date/Opp.	Total Yards	---Rush---	---Pass---
		Att-Yds TD	Rec-Yds TD
1. 12/19/10 vs. NO	233	31-153 1	5-80 1
2. 12/13/09 vs. Det.	219	13-166 1	4-53 0
3. 12/4/11 at Cle.	214	29-204 1	2-10 0

## TOP RB TARGET

**RB Ray Rice** leads the NFL in receptions and receiving yards by a running back since he entered the league in 2008, amassing 298 catches for 2,639 yards. Additionally, Rice owns an NFL-best (by a RB) 89 catches and 840 yards on third down during this time, earning 39 first downs (also an NFL high by a RB).

### NFL RECEPTIONS BY A RB (Since 2008)

- 1. Ray Rice (Bal.) . . . . 298**
- Darren Sproles (NO) . . 265
- Matt Forte (Chi.) . . . 250

### NFL RECEIVING YARDS BY A RB (Since 2008)

- 1. Ray Rice (Bal.) . . . . 2,639**
- Darren Sproles (NO) . . 2,457
- Matt Forte (Chi.) . . . 2,169

## RICE TRENDS

Since **RB Ray Rice** entered the NFL in 2008, here are Baltimore's records when he hits a certain milestone during a game:

With 100+ rushing yards . . . . . 13-2	With 100+ scrimmage yards . . . 28-11
With 15+ rushing attempts . . . . . 36-5	With 150+ scrimmage yards . . . 12-4
With at least 1 rushing TD . . . . . 21-2	With 175+ scrimmage yards . . . . 6-1

## 1,000/700 CLUB

**RB Ray Rice** and Marshall Faulk are the only players in NFL history to post multiple 1,000-yard rushing/700-yard receiving seasons.

### PLAYERS WITH 1,000 RUSHING & 700 RECEIVING YARDS (Single-Season NFL History)

Player (Year)	Rushing Yards	Receiving Yards
Marcus Allen (1984)	1,168	758
William Andrews (1981)	1,301	735
Roger Craig (1985)	1,050	1,016
Marshall Faulk (2001)	1,382	765
Marshall Faulk (2000)	1,359	830
Marshall Faulk (1999)	1,381	1,048
Marshall Faulk (1998)	1,319	908
Steven Jackson (2006)	1,528	806
<b>Ray Rice (2011)</b>	<b>1,364</b>	<b>704</b>
<b>Ray Rice (2009)</b>	<b>1,339</b>	<b>702</b>
LaDainian Tomlinson (2003)	1,645	725
Brian Westbrook (2007)	1,333	771

# OFFENSIVE PLAYER NOTES

## DEEP THREAT



Entering Week 13, second-year **WR Torrey Smith** ranks fifth in the NFL with a 17.9 yards-per-catch average, posting 699 yards on 39 receptions. Smith has also registered a team-high 7 receiving TDs this season, and in just 27 career games, has 14 scores.

### NFL AVERAGE YARDS PER CATCH LEADERS (2012 Season)

Rk.	Player	Rec.	Yards	Avg.	LG	TD
1.	Chris Givens	22	467	21.2	65	3
2.	Cecil Shorts	36	747	20.8	80t	6
3.	Vincent Jackson	47	959	20.4	95	7
4.	Josh Gordon	28	530	18.9	71t	4
5.	<b>Torrey Smith</b>	<b>39</b>	<b>699</b>	<b>17.9</b>	<b>54</b>	<b>7</b>

#### Smith Quick Hit:

- Of his 699 yards this year, 475 have come at the spot Smith makes the catch.

## TORREY'S COURAGEOUS NIGHT

**WR Torrey Smith** played in Week 3's Sunday night victory over New England after his brother, 19-year-old Tevin Jones, passed away in a motorcycle accident earlier that morning. Smith posted 6 catches for 127 yards and 2 TDs in the come-from-behind win, producing the third 100-yard game of his young career. Additionally, he eclipsed the 1,000-yard receiving milestone for his career.

## 2011 ROOKIE SENSATION

In 2011's Week 11 game vs. Cincinnati, **WR Torrey Smith** set a Ravens' single-season and single-game record for receiving yards by a rookie, totaling a career-high 165 yards on 6 catches (27.5 avg.). In 2011, he had 50 catches for 841 yards and a Ravens' rookie-record 7 TDs. Impressively, the 2011 second-round pick owns two of the Top 5 receiving days in team history.

#### Smith Quick Hits:

- During the '11 campaign, Smith ranked 13th in the NFL with a stout 16.8 yards-per-catch avg.
- Smith's 26-yard TD catch with 8 seconds remaining in Week 9 at Pit. capped a 92-yard drive and sealed the Ravens' 23-20 win.

- Impressively, 5 of his 7 TD receptions in 2011 covered at least 25 yards (74, 41, 38, 36, 26, 18 and 8 yards), and he averaged a sensational 34.4 yards-per-TD catch.

- Never before has a Ravens' wideout registered dual 150-yard receiving games in a season (165 vs. Cin. and 152 at STL). Smith also posted the Top 2 receiving yards performances by a rookie in the NFL in 2011.

- In 2011's Week 11, Smith joined Ken Burrow (2 in 1971) and Randy Moss (3 in 1998) as the only rookies in NFL history to have multiple games with at least 150 receiving yards and a TD catch.

- Smith set the Ravens' rookie record for TDs in a season (7).


### MOST RECEIVING YARDS (RAVENS SINGLE-GAME HISTORY)

Yds.	Player/Game (Catches)
258	Qadry Ismail @ Pit., 12/12/99 (6 rec.)
198	Derrick Alexander vs. Pit., 12/1/96 (7 rec.)
<b>165</b>	<b>Torrey Smith vs. Cin., 11/20/11 (6 rec.)</b>
164	Mark Clayton @ Cin., 11/30/08 (5 rec.)
<b>152</b>	<b>Torrey Smith at STL, 9/25/11 (5 rec.)</b>

### NFL 25+ YARD RECEPTIONS (2012 SEASON)

Rk.	Player	25+ Yard Catches
1.	Demaryius Thomas	16
2.	Calvin Johnson	15
3.	A.J. Green	12
	Vincent Jackson	12
	Julio Jones	12
6.	<b>Torrey Smith</b>	<b>11</b>
7.	Roddy White	10

## BOASTIN' ABOUT BOLDIN



Three-time Pro Bowl **WR Anquan Boldin** has 757 career catches for 9,913 yards and 55 TDs, producing 72.9 receiving yards per game (third-best mark among active players). With 887 yards in 14 games in 2011 (on 57 catches), he averaged a career-best 15.6 yards per catch and posted the eighth 800-yard campaign of his career. This season, Boldin owns team-high 50 catches and is second in receiving yards (669).

### NFL'S MOST RECEIVING YARDS PER GAME (Active Players / Min. 100 Games)

Rk.	Player	GP	Rec.	Yards	TD	YPG
1.	Andre Johnson	133	775	10,714	55	80.6
2.	Larry Fitzgerald	135	748	10,242	77	75.9
3.	<b>Anquan Boldin</b>	<b>136</b>	<b>757</b>	<b>9,913</b>	<b>55</b>	<b>72.9</b>
4.	Brandon Marshall	102	575	7,264	42	71.2
5.	Randy Moss	213	970	15,124	155	71.0

#### Boldin Quick Hits:

- With 131 yards on 9 catches in Week 4's win vs. Cleveland, Boldin now owns 33 career 100-yard receiving games.
- Boldin's six 100-yard games as a Raven rank third in team history: Mark Clayton (9), Derrick Mason and Derrick Alexander (7 each).
- Boldin is one of six active players to post 750 career receptions, hitting the milestone in Week 11 at Pit. Here are the others: Tony Gonzalez - 1,218, Randy Moss - 970, Reggie Wayne - 946, Jason Witten - 778 and Andre Johnson - 775.

## BOLDIN'S TREMENDOUS 10

**WR Anquan Boldin** is one of just four players in NFL history to start a career with 10-straight seasons of at least 50 receptions. In 2012, he has posted a team-high 50 catches and is second in receiving yards (669 to **WR Torrey Smith's** 699).

### CONSECUTIVE 50-PLUS CATCH SEASONS TO BEGIN A CAREER (NFL History/Since 1970 Merger)

Rk.	Player	Consec. Seasons	Years
1.	Marvin Harrison (Ind.)	11	1996-2006
	Torry Holt (STL)	11	1999-2009
3.	Gary Clark (Was., Pho./Ari.)	10	1985-94
4.	<b>Anquan Boldin (Ari., Bal.)</b>	<b>10</b>	<b>2003-2012</b>
5.	Larry Fitzgerald (Ari.)	9	2004-2012
6.	LaDainian Tomlinson (SD)	8	2001-08

## FASTEST TO 400, 500 & 600

**WR Anquan Boldin** is the fastest player in NFL history to reach 400, 500 and 600 catches. In 2011's Week 13 at Cleveland, he (123 games) hit the 700 milestone, becoming the third fastest (Marvin Harrison - 114 and Andre Johnson - 120) to hit the coveted mark.


### FASTEST TO REACH 600 RECEPTIONS / NFL HISTORY

Player	Team With	No. of Games
<b>Anquan Boldin</b>	<b>Baltimore</b>	<b>98</b>
Marvin Harrison	Indianapolis	102
Andre Johnson	Houston	104
Larry Fitzgerald	Arizona	106

FASTEST TO 400		FASTEST TO 500		FASTEST TO 600	
Player	Gm	Player	Gm	Player	Gm
<b>Anquan Boldin</b>	<b>67</b>	<b>Anquan Boldin</b>	<b>80</b>	<b>Anquan Boldin</b>	<b>98</b>
Kellen Winslow Sr.	72	Larry Fitzgerald	87	Marvin Harrison	102

# SPECIAL TEAMS PLAYER NOTES

## SOARING WITH SAM



**P Sam Koch**, a 2010 Pro Bowl alternate, owns a 44.5 career gross average and 38.6 career net average, both marks that rank first in Ravens history. In 2011, Koch posted a career-high and Ravens franchise-record 46.5 gross average, breaking his previous mark of 45.0 (2008 season).

### CAREER GROSS PUNTING AVG. (Ravens History)

Rk.	Player	Avg.
1.	Sam Koch	44.5
2.	Greg Montgomery	43.2
3.	Dave Zastudil	41.6

### CAREER NET PUNTING AVG. (Ravens History)

Rk.	Player	Avg.
1.	Sam Koch	38.6
2.	Greg Montgomery	37.2
3.	Kyle Richardson	35.4

## PINNING 'EM DEEP

**P Sam Koch** is the Ravens' all-time leader in punts inside the 20 (currently has 190 during his career). In 2010, he posted a career-high 39 boots inside the 20, which were the NFL's second most and tied for sixth best all time in league history.

### PUNTS INSIDE THE 20 (Ravens History)

Rk.	Player	In 20
1.	Sam Koch	190
2.	Kyle Richardson	128
3.	Dave Zastudil	89

### PUNTS INSIDE THE 20 (2010 NFL Season)

Rk.	Player	In 20
1.	Steve Weatherford	42
2.	Sam Koch	39
3.	Andy Lee	34

### Koch Quick Hits:

- This season, Koch has placed 20 boots inside the 20 (tying for ninth in the NFL) and owns a 47.0-yard gross average (ranking 13th).
- In 2010, Koch (39) tied (Kyle Richardson, 1999) for the most single-season punts inside the 20 in Ravens history.

## KOCH AMONG THE BEST

Since entering the NFL in 2006, **P Sam Koch's** 190 punts inside the 20 rank third in the league.

### NFL PUNTS INSIDE THE 20 (Since 2006)

Rk.	Player	In 20
1.	Dustin Colquitt (KC)	209
2.	Andy Lee (SF)	195
3.	Sam Koch (Bal.)	190

## CAREER DAY FOR KOCH

In Week 10's 55-20 win over Oakland, **P Sam Koch** scored his first-career touchdown on a fake FG in the third quarter. Koch scampered 7 yards for the score.

Additionally, Koch launched 4 punts for 210 yards to produce a 52.5-yard gross and net average. Both averages rank as the best single-game marks in team history (min. 4 punts), while the net also stands No. 2 in the NFL this season (Atlanta's Matt Bosher, 52.8, on 10/14/12).

RAVENS GROSS AVERAGE (Single-Game History)			RAVENS NET AVERAGE (Single-Game History)		
Player	Avg.	Game	Player	Avg.	Game
Sam Koch	52.5	11/11/12 vs. Oak.	Sam Koch	52.5	11/11/12 vs. Oak.
Dave Zastudil	52.5	9/30/02 vs. Den.	Sam Koch	48.8	10/21/12 at Hou.

## KICKER TUCK



Rookie free agent **K Justin Tucker** earned the starting kicking job after a training camp battle with veteran Billy Cundiff. A versatile performer who kicked in a variety of roles during his four seasons at Texas, he handled kickoffs in 52 games, punting duties in 41 contests and placekicking efforts in 25 games.

Tucker has connected on 22 of his 24 FGAs this season, hitting 4 50+ FGs, which rank as a Ravens' single-season record and tie for the second-most such kicks during the 2012 NFL campaign.

### JUSTIN TUCKER FIELD GOALS (2012 NFL Season)

Year	1-19	20-29	30-39	40-49	50+	Total	Pct.	LG	PAT	Pts
2012	0-0	4-4	7-7	7-9	4-4	22-24	91.7	56	29-29	95

### 50+ FIELD GOALS MADE (2012 NFL Season)

Rk.	Player (Team)	M	A	Pct.
1.	Phil Dawson (Cle.)	5	5	100.0
	Blair Walsh (Min.)	5	5	100.0
	Greg Zuerlein (STL)	5	8	62.5
4.	Justin Tucker (Bal.)	4	4	100.0
	Connor Barth (TB)	4	7	57.1

## TUCKER'S NFL NUMBERS

7

PATs made by **K Justin Tucker** in Week 10's 55-20 win over Oak., setting a single-game franchise record. He had 13 points on the day.

22/24

Field goals Tucker has kicked and connected on through 11 games this season, including Week 3's 27-yard game-winner as time expired vs. NE and a 38-yard OT winner in Week 12 at SD.

51, 51, 54, 56

FG longs by Tucker this season. He has posted two games where he's connected on dual 50+ FGs (Week 2 at Phi. & Week 7 at Hou.), making him one of eight players in NFL history (and the first rookie ever) to accomplish such a feat.

95

Points by Tucker in 2012, fifth most in the NFL (and third in the AFC).

## KICK IT OFF

Rookie **K Justin Tucker**, signed by the Ravens as a free agent this past May, has been very strong with his kickoffs this season, producing the NFL's fifth most touchbacks (37) entering Week 13. Additionally, his 69.5 yards per kickoff ranks No. 1 in the NFL.

### NFL KICKOFF TOUCHBACKS (2012 Season)

Rk.	Player	KO	TB	Pct.	Yds.	Avg.	Ret.
1.	Michael Koenen	65	48	73.8	4,371	67.2	17
2.	Matt Prater	64	44	68.8	4,082	63.8	20
3.	Blair Walsh	58	41	70.7	3,963	68.3	17
4.	Stephen Gostkowski	80	38	47.5	5,242	65.5	42
5.	Justin Tucker	61	37	60.7	4,240	69.5	24



# SPECIAL TEAMS NOTES

## JACOBY'S JAUNTS



**WR/RS Jacoby Jones** ranks second in the NFL with a 35.8-yard KOR average entering Week 13. Jones, who has already posted 2 KOR-TDs this season (108 yards and 105 yards), is the only player with dual KOR-TDs in 2012 and the first Ravens player to ever have multiple KOR-TDs in a single season *and* a career.

### NFL KICKOFF RETURN AVERAGE (2012 Season)

Rk.	Player	KOR	Yards	Avg.	Long	TD
1.	Percy Harvin	16	574	35.9	105t	1
2.	<b>Jacoby Jones</b>	<b>18</b>	<b>644</b>	<b>35.8</b>	<b>108t</b>	<b>2</b>
3.	Leon Washington	18	575	31.9	98t	1

**NFL Record Note:** Jones is the only player in NFL history to record dual KOR-TDs of at least 105 yards in a career (108- & 105-yarders).

## PRIMARY PUNT RETURNER

Since entering the NFL in 2007, **WR/RS Jacoby Jones** has registered the NFL's second-most PR yards (2,062 on 201 returns). Jones has returned 4 punts for TDs during this time, including a 63-yarder in the Week 11 win at Pit. Jones also owns 8 punt returns of 50-or-more yards, including three 70-plus-yarders that produced TDs.

### NFL PUNT RETURN YARDS (Since 2007)

Rk.	Player	PR	Yards	Avg.	Long	TD
1.	Devin Hester	185	2,261	12.2	89t	9
2.	<b>Jacoby Jones</b>	<b>201</b>	<b>2,062</b>	<b>10.3</b>	<b>79t</b>	<b>4</b>
3.	Joshua Cribbs	178	1,998	11.2	84t	3
4.	Leon Washington	141	1,472	10.4	84	0
5.	Ted Ginn Jr.	123	1,364	11.1	87t	3



In Week 6's victory vs. Dallas, **WR/RS Jacoby Jones** posted an NFL-record 108-yard KOR-TD, tying Ellis Hobbs and Randall Cobb for the longest in NFL history.

### LONGEST KICKOFF RETURNS (NFL History)

Rk.	Player	KOR Long	Game/Date
1.	<b>Jacoby Jones (Bal.)</b>	<b>108t</b>	<b>10/14/12 vs. Dal.</b>
	Randall Cobb (GB)	108t	9/8/11 vs. NO
	Ellis Hobbs (NE)	108t	9/9/07 at NYJ

## JONES ELECTRIFIES

**WR/RS Jacoby Jones** has been electrifying this season. Jones ranks second in the NFL with a 35.8 KOR average and has posted three combined kick return TDs (2 KOR and 1 PR). Not only is Jones the first Raven to ever tally 3 total kick return TDs in a season, but he's just one of four NFL players since 2008 to score a PR, KOR and receiving TD in a single campaign.

### KICKOFF RETURN AVG. (2012 Season)

- Percy Harvin . . . . . 35.9
- Jacoby Jones . . . . . 35.8**
- Leon Washington . . . 31.9
- Marcus Thigpen . . . 29.4

### COMBINED KICK RETURN TDs (2012 Season)

- Jacoby Jones . . . . . 3 (2 KOR, 1 PR)**
- Trindon Holliday . . . 2 (1 KOR, 1 PR)  
Leodis McKelvin . . . . . 2 (both PR)
- Marcus Thigpen . . . 2 (1 KOR, 1 PR)

### PLAYERS W/ KOR, PR & REC. TOUCHDOWNS IN A SEASON (Since 2008)

Player	Season	KR-TD	PR-TD	Rec. TD
<b>Jacoby Jones (Bal.)</b>	<b>2012</b>	<b>2</b>	<b>1</b>	<b>1</b>
Randall Cobb (GB)	2011	1	1	1
Devin Hester (Chi.)	2011	1	2	1
Josh Cribbs (Cle.)	2009	3	1	1

## STRONG SPECIAL TEAMS PLAY

Much of Baltimore's success this season can be attributed to the strong performances of the special teams units. In addition to posting a league-best 3 kick return TDs (108- & 105-yard KORs and 63-yard PR by **WR/RS Jacoby Jones**), scoring a TD off a fake FG (7-yard run by **P Sam Koch**) and being nearly perfect on FG attempts (**K Justin Tucker** is 22-of-24), Baltimore's return blocking and coverage teams have excelled. The Ravens rank fourth in the NFL in opponent average starting position after a KO (20.2-yard line) and are third in average starting position after a KO (24.9-yard line). *Additionally, Baltimore's 29.0-yard KOR average ranks first in the NFL.*

### AVERAGE STARTING POSITION AFTER KICKOFF (2012 Season)

Rk.	Team	KOs	Adj. KOs	Returns	Start Line
1.	Chicago Bears	44	40	31	25.9
2.	Minnesota Vikings	58	56	31	25.1
3.	<b>Baltimore Ravens</b>	<b>57</b>	<b>53</b>	<b>37</b>	<b>24.9</b>
4.	Seattle Seahawks	45	43	20	24.8
5.	Miami Dolphins	54	53	27	24.2

### OPPONENT AVERAGE STARTING POSITION AFTER KICKOFF (2012 Season)

Rk.	Team	KOs	Adj. KOs	Returns	Start Line
1.	Chicago Bears	63	62	29	19.8
	Cleveland Browns	54	52	31	19.8
3.	New Orleans Saints	62	60	28	20.1
4.	<b>Baltimore Ravens</b>	<b>63</b>	<b>61</b>	<b>25</b>	<b>20.2</b>
5.	Seattle Seahawks	51	49	23	20.4

## PRO BOWL SPECIAL TEAMERS

This offseason, the Ravens signed **CB Corey Graham**, who earned special teams Pro Bowl honors with Chicago during the 2011 campaign. In addition to Graham, the Ravens also boast another Pro Bowl special teamer in **LB Brendon Ayanbadejo**, who has made three trips to the NFL's All-Star game. Ayanbadejo (184) and Graham (110) have combined to post 294 special teams tackles during their careers.

Entering Week 13, Ayanbadejo has posted 11 special teams stops (most on the team), Graham, who has also started the past three games at CB, has totaled 6, and second-year **RB Anthony Allen** has registered 10 special teams tackles (second most behind Ayanbadejo).

# RAVENS IN OUR COMMUNITY

## THANKSGIVING EVENTS

Kicking off this holiday season, Ravens players were in the Baltimore community on Friday (11/16) and Tuesday (11/20) to extend a helping hand to families in need.

The Ray Lewis Family Foundation hosted its annual distribution of Thanksgiving baskets at REACH! Partnership, a secondary Baltimore City public school. **LB Jameel McClain** partnered with The Salvation Army to help kick off its Red Kettle Campaign and hosted his third annual Salvation Army Thanksgiving event "53 Families." **S Ed Reed** distributed Thanksgiving meals with all the fixings to families of the SEED School and Booker T. Washington Middle School. **RB Ray Rice** served lunch to homeless men and women at Our Daily Bread and also led the seventh annual Holiday Dinner at the Helping Up Mission men's shelter. **CB Lardarius Webb** distributed Thanksgiving baskets to 400 Baltimore-area, single-parent families at the Webster Kendrick Boys & Girls Club. Additionally, **WR LaQuan Williams** hosted "The Need To Feed" at the Downtown Cultural Center, where dinner was distributed to homeless members of the Baltimore community.



S Ed Reed



RB Ray Rice



LB Jameel McClain and LB Brendon Ayanbadejo



WR Anquan Boldin

## FIELD OPENING CEREMONY



K Justin Tucker

On Tuesday (11/20), the Ravens joined the Living Classrooms Foundation, the Baltimore City Public School System (BCPSS), local agencies and community and corporate partners to celebrate the grand opening of the Patterson Park Youth Sports and Education Center.

Students and families were invited to the newly-constructed 5,000 square-foot facility for an opening ceremony, followed by activities with local professional athletes from the Baltimore Blast, Orioles, Bayhawks and Ravens. **WR Torrey Smith** and **K Justin Tucker** were in attendance to record the first touchdown and first field goal on the new field.



WR Torrey Smith



## HEAD COACH JOHN HARBAUGH MONDAY PRESS CONFERENCE

**Opening statement:** “We have a roster move to announce: Anthony Levine, who sustained a season-ending shoulder injury, will go on IR [Injured Reserve], and we will move David Reed up to the active 53-man roster in that spot. We will be doing that at 4 o’clock today.

“As far as the game goes, we pretty much saw it on tape the way we saw it last night. The thing that jumped out at me was the number of game-changing plays. We’re all going to talk about the fourth-and-29 [conversion by Ray Rice]. It’s going to go down in history. It was just a remarkable play. I said last night it was the greatest play I’ve ever seen or been a part of. It was 11 guys who made the play happen. One guy had a real big role in it; it was a sensational play by Ray Rice. Anquan Boldin came back and had as good a football block – legal football block – as physical of a block as you will ever see in football, and that’s Anquan Boldin – that’s who he is and that made the play happen. [There was the] offensive line with protection, Joe [Flacco] with the throw, the whole thing. And that epitomized the whole game. Defensively, we played pretty well throughout, but as the game went along, we got better on defense. We tackled better. We defended better. We pressured better, but we pressured pretty well throughout the whole game. We are improving on defense, and we improved throughout the course of the game. Special teams was solid. And offensively, we really struggled early. We did not start fast, but we finished fast, and that was the difference in the game. So, it was good to see the ability to struggle against a defense that was playing really well. We weren’t clicking. We weren’t quite making plays. We were close; we were missing some things there. But then, to keep fighting, keep battling, for a football team to stay together on the sideline and have faith in one another and never get down on one another, keep trying to make a play to help the other side get going – all three phases – to me, that’s what it’s all about. To see it come together in a victory like that, on the road, against a very good team – that’s what it’s all about.”

**You’ve coached at this level for quite a long time. You’ve been around some good teams and been on the sideline for a Super Bowl. You said after the game yesterday that this team is building something special. What about this team says that to you? (Joe Platania)** “The way they handle adversity. It’s the way they deal with adversity. To me, it didn’t begin [yesterday]. We always talk about beginnings and starting points, and the starting point of that idea was probably the AFC Championship game last year and the way our team was in the locker room. And that had started long before that moment, too, where the team was at that point to handle that adversity. And then to let that brew for the whole offseason and through training camp and to build on that and to build on the adversity that we faced throughout the season and to become better through all of that – that’s what I’m talking about.”

**Did Dannell Ellerbe come out OK? And is there an update on Ed Dickson? You said he had a sprained knee last night. (Jason Butt)** “Ed has a bruised knee, a sprained knee. It’s nothing major in terms of ligament damage or anything like that. He will have a chance to get back this week. It just depends on how it goes and how well it heals. Dannell Ellerbe has kind of a foot-ankle thing. [He has] got a little swelling in there. He’ll have a chance to get back this week, too, and we’ll just have to see how it goes. The practice for those two guys will be very limited this week, and we’ll try to get them to the game on Sunday.”

**Coach, you had Ray Lewis on the sideline yesterday. There was a report that he is coming back before the end of the season. You told the CBS crew such, and there were multiple reports today [that said that]. Is that accurate? (Jerry Coleman)** “I think he will. That’s a best guess. He’s working hard to do that. We’ll see. I think the six weeks might be up, is it, this week? So, could he practice this week? (Ravens senior vice president of public and community relations interjects: “I think he is eligible to practice this week beginning Thursday.”) There’s a timing to all that, and we’ll know then. We’ll have to test it and see if it will hold up. I really don’t know where it is at right now. Ray has been in rehab mode. He hasn’t been here from a football standpoint, in terms of us seeing any of that yet. But just talking to Ray, it sounds like things have gone well. There have been no setbacks, so there’s a possibility.”

**That he could practice this week? (Jerry Coleman)** “Whatever the rules are. I’d say there’s a possibility he could practice as soon as the rules allow him to practice, and we’ll have an update for you on that. I just don’t know that off the top of my head.”



**What do you say to the fans who seem to be, with each week, sort of discouraged with these unconventional wins that you guys keep putting together? (Drew Forrester)** “Are they? I’m not aware of that. I don’t get those calls. You guys get those calls, fortunately.” *(laughter)*

**John, you talked about the offense. And yesterday, by my count, there were 11 times where you had third-and-seven-or-more. Talking about the third-and-long situation, how does that play into the difficulties you have on the road offensively? (J. Michael)** “Well, we were 50 percent on third down yesterday when you take it as a whole. In the first half, the first three quarters, we might have been around 20-25 percent. I’m not exactly sure. It was in that neighborhood. So, we made improvement on third down. Third down has been an area of concern for us. That’s been something that we have really spent a lot of time on – really all throughout the year – but recently we’ve really worked hard at third down. And, obviously, we’d rather be in third-and-three, -four, -five, -one, -two. We didn’t get a third-and-one, and we had a fourth-and-one. So, I guess it goes both ways, and yet we are converting some third-and-longs, which is a credit to Joe, the receivers, the pass protection. So, sometimes you’ve just got to do whatever it takes. I think our guys have found a way to do that. Going back to your question a little bit, it’s just the reality of football. You deal with what you’re faced with, and that’s what we are trying to do as a team, and offense on third down is a good example of that. Whatever third down we get, we want to convert it. But, we sure as heck want to make it as manageable as we can, and we’ll just keep fighting to do that.”

**John, talk a little bit about the incremental progress the defense has made. Going back several weeks when Terrell Suggs came back, I think that there was a feeling of some urgency in getting him back because the running game was struggling and you had lost some players. It seems like there has been very steady progress. Can you address that? (Peter Schmuck)** “I’d agree with that. It’s probably worth looking at the numbers. I haven’t really looked at those numbers to say ... *(Ravens senior vice president of public and community relations Kevin Byrne interjects: “Since the bye, the Ravens have given up the fewest points in the NFL.”)* That’s pretty good. *(laughter)* Congratulations to those guys. I’d say congratulations. First of all, our players and coaches have done a great job. I’d start with Dean Pees and the coaches on defense. We’re committed to fundamental football – that’s what we’re committed to. We have a great scheme package. We do some really, really great things. I think they do a good job every week of adjusting. We’ve put some packages together that have put guys in position to do the things they do best. But to me, that’s peripheral to the fact that we’re attacking the line of scrimmage better, we’re taking on blocks better, we’re tackling much better, our underneath coverage is much more disciplined and the eyes in the back end are getting better and better every week. We’re just playing better football. Yes, we’ve gotten some guys healthy and those kinds of things, but we’ve also gotten some other guys hurt. So, it’s just a group of guys – players and coaches – that are working really hard to improve. And then, you face another challenge this week. It’s going to be another huge challenge. That’s football.”

**To follow up real quick, I guess where I am going here, talking about Ray Lewis, the first thing that popped into my mind when I heard these reports was, “Why rush Ray Lewis when things are progressing the way they are?” There might have been more urgency when there might be with Ray. (Peter Schmuck)** “It’d be great to get Ray Lewis back. All of our guys would welcome Ray back with open arms if and when that happens. But, in the meantime, Ray is part of our defense, just like Terrell Suggs is part of our defense. The whole thing is coming together, hopefully, better every week. We could stumble at any time in this league, but adding a great player into the mix is only going to make us better.”

**Talking about the fourth-and-one in the third quarter, was there something that made you decide at that point in time that it was worth the gamble to go for it? And did Joe Flacco check to the run to the right or was it a designed run to the right? (Mark Zinno)** “I wouldn’t say checked out of it. The thing that made me want to go for it was I thought we’d get it. We knew we had to kick a field goal, and we knew we had to score a touchdown. We knew we needed two scores if a field goal was going to be part of it, and we knew that that was going to be the case. If it had been more than fourth-and-a-foot – and it was really six inches – I probably would have kicked the field right there and get the one score under our belt. The fact that it was six inches, we all felt real strongly that we were going to get that done. My personal philosophy as a coach is you give your guys a chance to make plays. They won’t always make the play, but you can’t run scared. I trust our players, and I think most of the time, the vast majority of the time, our guys will come through and make those plays, and that’s pretty good evidence when you look at the rest of the game. So, I’ll continue to trust our guys. There are certain options that we have. We’ve grown our package to where Joe does a great job at the line of scrimmage getting us in and out of plays, adjusting the protections, changing the routes, making those decisions at the line of scrimmage. Defenses are back and forth and challenging and all that



kind of stuff. We made a decision. He had certain options in there, and he made a decision to go with that play because it was a called play within the choices that he had. They did a great job of moving a guy and beating us on the backside and defending it. There were other options he had there. Sure, he could have gone with them, but you can second guess that all day long. It's part of our offense, and it's what we want to continue to be. We call and run plenty of stuff, but you can't just be a call-and-run-it offense 100 percent of the time in this league and not beat your head against the wall. So, I think that's how we need to play, especially with a veteran quarterback who knows what he is doing."

**John, can you take us through what you were thinking on the review of the fourth-and-29 and just how that was handled with the long stoppage of play and everything else? (Brett Hollander)** "I think it was handled correctly. I know that everybody wants to keep the game moving and everything for entertainment purposes, but getting it right is probably the most important and probably the true fans really appreciate that, too. This is just my speculation, when you watch the replay – and I've just watched the coaches' copy over and over again: They got the spot right in the end. His knee went down at the 35 [-yard line] and his body was at least a yard to the [34], which is a yard to gain, and then he was extending the ball. So, I think they got the spot right when [referee] Gene [Steratore] brought it back. To me, the whole time they had to go back and figure out where the chains exactly were. They had to go back and look at the play-by-play and, I assume, they looked at the TV copies and stuff or whatever. They wanted to get those chains back in the right spot before they measured so they had it exactly right. In the end, they got it exactly right. Once they got the spot, once they put the spot down and got it right, we knew we had the first down because we knew the yard to gain was the [34]. That's kind of the way it went."

**Was there a point in overtime – because you don't get to the end very often – where you started to wonder what a tie would mean? Not that you were playing for it, but did that ever go through your mind of what a tie means to us? (Drew Forrester)** "I just knew a tie would be better than a loss. Without doing all the ramifications and all the different scenarios, a tie is better than a loss, and a win is better than a tie."

**Did that come in play with what you did at the end of the game with running the four plays and draining the clock? (Drew Forrester)** "Correct. The whole idea was worst-case scenario ... We had confidence that 'Tuck' [Justin Tucker] was going to make it, but you want to just position yourself as well as possible for whatever scenario might come up. There's no point in leaving Philip Rivers with more time than you would have to if he was going to go back down and have an opportunity to win the game there."

**Can you talk about the decision process having Bernard Pierce on the field for the fourth-and-one situation and not having Ray Rice in at that particular time? (Jerry Coleman)** "We're rotating both those guys in. I like Bernard Pierce. Bernard Pierce is a really good player. We're not going to shy away from Bernard Pierce carrying the ball. I'd like to see him carry the ball more and more. I think those two guys complement each other really well. The better Bernard gets, the more he is going to play. [He is a] powerful, explosive, hard-running guy. He is a good choice for that."

**We saw you giving a demonstration on the Bernard Pollard hit that was called a penalty. What was your take on that? (Kevin Richardson)** "They showed that? My take on it is I will be looking forward to seeing what the league says on that. Bernard took every precaution to make it legal. It was a legal, solid hit in his eyes, and I would have to say in my eyes, too, just from a coaching standpoint. So, that's how I saw it."

**Is there a sense of comfort knowing that the Ravens have a three-game lead in the division? (Ed Lee)** "There is no comfort in football. It's not allowed. Comfort is not the word that comes to mind. 'Competitive,' 'confront' – not comfort – comes to mind. So no, we have no comfort."

**Knowing the playoff scenarios, though, if you win on Sunday you will create a four-game lead. Could that be a motivating factor as you head into this game against the Steelers on Sunday? (Ed Lee)** "The thing the guys have done as a team ... Our guys have positioned themselves very well. To take advantage of an opportunity, that's what you try to do. We talked. Every game you win, it makes that next game that much more important. The importance of the games builds throughout the course of the season when you're winning. So, this game is more important than last week. Of course, it's obviously against Pittsburgh. Pittsburgh has their backs against the wall, but this game is the same no matter what. Our concern is with us, it's how we play and we're looking forward to it."



**Brendon [Ayanbadejo] and Josh Bynes stepped up once the injury did happen to Dannell [Ellerbe] out there ... (Jason Butt)**

“They stepped up really well. Josh [Bynes] played really solid, physical, downhill football like he always does. Brendon Ayanbadejo really played well. He was all over the field. Made a huge stop on that run that they had there on second down; I think it was second-and-four or -five. [He] stopped it for no gain – just really stepped up like you would expect a veteran leader to do. He played really well.”

**Back to the notion of there being something special about the team: Is there something about the notion that some teams know how to win, and what causes that? Is that experience of winning a lot, is that leadership, or is that what? (Ryan Mink)**

“That notion comes up after they win. So, you talk about how special a team is after they win the Super Bowl – this team was a team of destiny. It’s hard to pick out the teams of destiny until destiny expresses itself. I don’t know about all of that. They are special because of the way they interact with each other – that’s what I’m talking about. I’m talking about the way they handle adversity, the way they work with each other, the way they care about one another – all those intangible things that it’s really hard to quantify, and everybody just kind of wants to shrug their shoulders at and say, ‘What is that?’ If you have ever been on a team – like most of us have at one point in time or another – you really have a feel for that, and you kind of know what that means. When you’re inside of that, that’s what you try to express somehow. It’s hard to explain, but that’s what I’m talking about.”

**We saw a lot of Paul Kruger early in the game. Is he becoming more and more of an impact player, or did we just see some isolated plays? (Peter Schmuck)**

“No, Paul’s playing really well. The last two, three weeks he’s really, really played well. He’s been a huge impact in our sub packages. He’s getting better every week rushing the passer. He’s playing the run, especially in the sub packages really well. The fact that we’ve ... We’ve had some other guys step up like Courtney Upshaw, Albert McClellan. We’ve even got some guys that are pushing their way up through in practice. That allows guys to spread their reps out a little bit and kind of show up a little more in certain areas. That’s probably what Paul’s done with the pass rush stuff.”

**San Diego, obviously, very stout against the run – how happy were you to get that kind of production against the ground game yesterday? (Matt Zenitz)**

“Yes, really pleased, but we think we could have done better even. There were a lot of runs in there that were a broken tackle away from going really big. I thought their safeties did an excellent job of coming downhill and making tackles. Their safeties – I don’t know how many tackles they made, but it seemed like they were making most every tackle. So, we did a great job of blocking the front; it’s hard to get to the safety. I was pretty pleased with that. You’re right – give them credit. They are a very good run defense.”

**How would you review the offensive line as a whole? Obviously, had some success in terms of the ground game, but also allowed five sacks? (Matt Zenitz)**

“I think as a whole they played well. The sacks – you look at the sacks and you’re like, ‘Gosh, that’s never a good number.’ That’s something that we are going to look at first, and say, ‘We have to get better,’ and we definitely do. Yet, when you look at the big picture, there were plenty of times in critical situations where they came up big in protection and gave Joe [Flacco] a chance to make some big plays. Overtime periods, second half of the fourth quarter, most of the second half, but the whole fourth quarter, they protected really well. There were some one-on-one things; young guys learned some lessons by some of the veteran pass rushers. That will make us better as we go forward.”

**John, you turn the page to the Steelers, and obviously, it’s the Steelers, but a chance to clinch the AFC North as well with the Bengals’ loss. Then you have the conundrum of it’s not Bryon Leftwich anymore. You don’t know whether it’s Charlie Batch or Ben [Roethlisberger] at this point and time. How hard is that going to make your preparation? (Mark Zinno)**

“We will definitely have to take it into account, and we’ll talk about it. We’ve seen both of those guys, obviously, before. We’ve seen Charlie. We’ve played against him, and obviously, we know Ben [Roethlisberger]. I know what we’ll do is we’ll defend their offense. What you really have to focus on is defending the offense and the weapons they have in their offense. Their running backs, Heath Miller, the wide receivers – name them, every one of them – is just a huge threat. They are a big, physical offensive line – tackle-to-tackle run game. Then [Rashard] Mendenhall can [run] tackle to tackle, but he can take it to the sideline at anytime, too. That’s the focus more than the quarterback is defending their offense and playing against their team, because they are a great team. That’s what’s made them so good all these years, and that’s what made them so good this year. Just because they have had a number of turnovers and they haven’t played great the last two weeks doesn’t change who they are as a football team. It’s still the Pittsburgh Steelers coming in here, and they are a great football team.”



**The Ray Rice play was, obviously, a kind of game-changing moment of yesterday. Can that be a turning point in a season when you look at it from a broader sense? (Garrett Downing)** “To me, that’s what good stories are about. That’s what you guys can look at and look at those points and write a great story. It has all merit, but for us it’s not something that I’m going to be thinking about right now. [I] admire the play. Like I said, it’s the greatest play I’ve seen. We’ll see what it means if we can capitalize on it and stack some success on top of that.”

**Do you think a large portion of the defense’s progress has been on run defense? It looks like you mentioned yesterday kind of getting in more third-and-long situations. (Ryan Mink)** “We did toward the end of the game. Early in the game was a little more third-and-medium; toward the end of the game was a little more third-and-long. Anytime you can get in third-and-long, you can kind of get after them a little more with the pass rush, because they can’t get the ball out usually quite as quickly, so we always try to do that. That’s what stopping the run is all about.”

**Speaking of neat stories, [Terrell] Suggs came back earlier than anticipated, and now you’re talking about Ray [Lewis] coming back way earlier than people anticipated. Are there some medical miracles going on inside the building or what’s going on? There are two special cases here, because ... (Jerry Coleman)** “We’ll see about Ray [Lewis], first of all. That has yet to play itself out. I just have so much confidence in who Ray is as a person and a man, and the same thing for Terrell Suggs. [What] a guy like you would never be able to understand is that these guys are physically genetic, special DNA-type guys. *(laughing)* I can’t relate to that either. They work, and they work harder than anybody in this room physically – that’s for sure. Give credit where credit is due. We’ll just see how Ray [Lewis] does. I know one thing: He’s working. He’s working harder than any of us can imagine to try to get back and get healthy.”

**John, how do you expect David Reed to fit in the mix? (Matt Vensel)** “He’ll be a big part of special teams, probably, to start off with. He’ll practice really well on special teams in the next couple of weeks, and [we’ll] kind of work him back into the offense and see where it goes. So, it’ll just provide us with another good football player, and [we’ll] see where we can fit him in.”

**Last week you had the late practices and did the sleep studies. I guess after you went out to San Diego, what do you think the end result was? Were you pleased with the tweaks you made in your schedule? (Matt Vensel)** “I thought we were really, really wide awake at the end of the game. *(laughter)* It seemed like it was good. Everybody seemed like on Sunday that we were pretty alert in the morning and stuff like that. I thought our guys were ready to roll. Whether that was part of it, who knows? But everybody seemed like they felt pretty good about the way it all went.”

**Is there anything to it that maybe you guys are looking to get Torrey Smith the ball in shorter yardage situations and see if he can run and break a tackle? Or, is that just kind of how the last few games have evolved? (J. Michael)** “There probably is something to that. It’s something that we want to do. Torrey can run, and he’s elusive. He’s more elusive than people think, and that play [yesterday] is a great example of it. He caught a stop nine [route] out there. He caught the stop route and broke outside against Cleveland. He caught the back-shoulder fade, which was huge in this last game, which was kind of a down-the-field outside play. And then, as you said, he caught the underneath stuff and the crossing routes. So, Torrey is getting to the point where he can pretty much run all those routes really effectively. So, that’s a credit to him, and it’s really a big weapon for us.”

**Any updates on Pernell McPhee? (J. Michael)** “He practiced this week, and we’ll be hopeful that he can play. We’ll have to see.”

**Arthur Jones has had two really strong games in a row. Do you think with him, it’s him having more opportunity to have more playing time than he’s had in the past? Or what have you seen in his development? (Luke Jones)** “I’ve just seen in the last three, four weeks, he’s taken a huge leap technique-wise. His feet and his hands are tied together way better now than they were, and that’s a credit to [defensive line coach] Clarence Brooks and to Arthur in just deciding that he wanted to play with great technique. He’s got long arms, a powerful lower body. You’ve seen the way he’s built; he’s got that great lower body. So, it’s really heartening for a coach to see a guy playing that well and to make the strides that he’s made, and it’s huge for our defense.”



**John, for all the struggles that people seem to indicate that you guys have on the road, you keep winning. You've already equaled your win total on the road from last year at four and you still have some more opportunities on the road. Do you kind of debunk the idea that you're not a good road team? (Mark Zinno)** "We've got the third-best road record in the National Football League – so that's pretty good. But then again, our guys take the right approach. We're certainly not patting ourselves on the back. We'd rather take the hard look. We'd rather say, 'There are so many things that we can do better.' And we can be a lot better than we are. And when the fans look at that – maybe I've grown past getting defensive about that kind of stuff; maybe we've all grown up – I feel like that's fair. We look at that, too. We want to come out of the gates faster, we want to finish stronger, we want to get more first downs, we want to be in more third-and-shorts, or we want to stop the run better, we want to cover kicks better – whatever. That's what we need to be looking at and ways we can improve. If we can do that, and you have the type of team that has the type of character and mettle to find ways to win through all of that, then you probably have a chance to be a pretty good team."

**The offense seemed to struggle early on yesterday and then had more success in the second half. What changed with the passing game as a whole? What did you see from them throughout the course of the second half that led to more success? (Matt Zenitz)** "We just completed more passes. And I know that's obviously an obvious statement, but we were forced to open it up a little bit. Obviously, we spread it out, because we were down 10 in the fourth quarter, and we had no choice and we probably changed gears. We got into a little more of a no-huddle, up-tempo type of a deal. We were in three-wides; we spread people out. Joe [Flacco] was in the gun, and we were able to mix in some runs when they were in six-box. We were running the ball – we were in more conventional type sets early in the game – we were playing that kind of a game a little bit more, like we've played. And the thing that's the takeaway for me is the fact that we have grown into the ability to play really any type of game on offense that we need to play. And if we can shift gears and get in and out of that kind of stuff, or we can jump into a no-huddle, spread-type of offense and run it, and then jump back into a power running game and run it that way, too – run the offense I mean, whether you're running or throwing, play-action and all that kind of stuff – that just gives us more weapons, more tools. And the good thing is we had enough tools to find a way to win that game yesterday, and that's what I'm most proud of. That's what I give Cam [Cameron] credit for, give the offensive coaches credit for, and the players – the fact that they're able to shift gears in a heartbeat and run a different offense really effectively and execute. And all of a sudden – as you said – something changed, and we started moving the ball. And that's basically what it was."

**John, in the two-minute drill at the end, is there a fatigue factor that plays into it from a defensive standpoint? Because a lot of times – I've seen this with your team and other teams – where earlier in the season you have a couple good drives late, but then you try to do the same things and it doesn't necessarily have the same result. (Peter Schmuck)** "You're right, and the next follow-up question is obviously, 'Well, why aren't you in that offense the whole game?' We've done that, too, and there's a good chance in the future that we'll do that again. We'll come out in that type of an offense and we'll be playing that way probably. But the whole key to that is just what you're talking about. There is a certain momentum that goes with that offense, and if you can generate a rhythm, have some success, start generating first downs and keep the defense on the field and force them to play on their heels a little bit, that's the beauty of that offense. The fact that we have the ability to run that offense this year more than past years is going to be a big thing for us down the stretch."



# ALPHABETICAL ROSTER

Updated Nov. 27, 2012

No.	Name	Pos.	Ht.	Wt.	Birthdate	Exp.	College	Hometown
35	Allen, Anthony	RB	6-1	223	8/6/88	2	Georgia Tech	Tampa, FL
51	Ayanbadejo, Brendon	LB	6-1	225	9/7/76	10	UCLA	Santa Cruz, CA
86	Bajema, Billy	TE	6-4	259	10/31/82	8	Oklahoma State	Oklahoma City, OK
77	Birk, Matt	C	6-4	310	7/23/76	15	Harvard	St. Paul, MN
81	Boldin, Anquan	WR	6-1	220	10/3/80	10	Florida State	Pahokee, FL
23	Brown, Chykie	CB	5-11	190	12/26/86	2	Texas	Houston, TX
56	Bynes, Josh	LB	6-1	240	8/24/89	1	Auburn	Lauderdale Lakes, FL
62	Cody, Terrence	NT	6-4	341	6/28/88	3	Alabama	Fort Myers, FL
37	Considine, Sean	S	6-0	212	12/17/82	8	Iowa	Byron, IL
46	Cox, Morgan	LS	6-4	241	4/26/86	3	Tennessee	Collierville, TN
84	Dickson, Ed	TE	6-4	255	7/25/87	3	Oregon	Bellflower, CA
17	Doss, Tandon	WR	6-2	207	9/22/89	2	Indiana	Indianapolis, IN
59	Ellerbe, Dannell	ILB	6-1	240	11/29/85	4	Georgia	Hamlet, NC
5	Flacco, Joe	QB	6-6	245	1/16/85	5	Delaware	Audubon, NJ
66	Gradkowski, Gino	G/C	6-3	300	11/5/88	R	Delaware	Pittsburgh, PA
24	Graham, Corey	CB	6-0	196	7/25/85	6	New Hampshire	Buffalo, NY
95	Hall, Bryan	DT	6-0	291	9/12/88	1	Arkansas State	Paducah, KY
70	Harewood, Ramon	G/T	6-6	334	2/3/87	3	Morehouse	St. Michael, Barbados
32	Ihedigbo, James	S	6-1	214	12/3/83	6	Massachusetts	Amherst, MA
25	Jackson, Asa	CB/RS	5-10	190	12/2/89	R	Cal Poly	Sacramento, CA
39	Johnson, Chris	CB	6-1	200	9/25/79	9	Louisville	Longview, TX
97	Jones, Arthur	DE	6-3	315	6/3/86	3	Syracuse	Endicott, NY
12	Jones, Jacoby	WR/RS	6-2	220	7/11/84	6	Lane	New Orleans, LA
96	Kemoeatu, Ma'ake	NT	6-5	345	1/10/79	10	Utah	Tonga
4	Koch, Sam	P	6-1	218	8/13/82	7	Nebraska	Seward, NE
99	Kruger, Paul	OLB	6-4	270	2/15/86	4	Utah	Orem, UT
44	Leach, Vonta	FB	6-0	260	11/6/81	9	East Carolina	Rowland, NC
53	McClain, Jameel	ILB	6-1	245	7/25/85	5	Syracuse	Philadelphia, PA
50	McClellan, Albert	LB	6-2	245	6/4/86	2	Marshall	Lakeland, FL
78	McKinnie, Bryant	T	6-8	354	9/23/79	11	Miami	Woodbury, NJ
90	McPhee, Pernel	DE	6-3	280	12/17/88	2	Mississippi State	Pahokee, FL
92	Ngata, Haloti	DT	6-4	340	1/21/84	7	Oregon	Salt Lake City, UT
74	Oher, Michael	T	6-4	315	5/28/86	4	Mississippi	Memphis, TN
72	Osemele, Kelechi	G/T	6-5	335	6/24/89	R	Iowa State	Houston, TX
30	Pierce, Bernard	RB	6-0	218	5/10/90	R	Temple	Ardmore, PA
88	Pitta, Dennis	TE	6-4	245	6/29/85	3	BYU	Moorpark, CA
31	Pollard, Bernard	S	6-1	225	12/23/84	7	Purdue	Fort Wayne, IN
16	Reed, David	WR/RS	6-0	190	3/22/87	3	Utah	New Britain, CT
20	Reed, Ed	S	5-11	205	9/11/78	11	Miami	St. Rose, LA
76	Reid, Jah	G/T	6-7	340	7/21/88	2	Central Florida	Haines City, FL
27	Rice, Ray	RB	5-8	212	1/22/87	5	Rutgers	New Rochelle, NY
22	Smith, Jimmy	CB	6-2	205	7/26/88	2	Colorado	Colton, CA
82	Smith, Torrey	WR	6-0	205	1/26/89	2	Maryland	Falmouth, VA
55	Suggs, Terrell	OLB	6-3	260	10/11/82	10	Arizona State	Chandler, AZ
2	Taylor, Tyrod	QB	6-1	215	8/3/89	2	Virginia Tech	Hampton, VA
83	Thompson, Deonte	WR/RS	6-0	203	2/14/89	R	Florida	Belle Glades, FL
9	Tucker, Justin	K	6-0	180	11/21/89	R	Texas	Austin, TX
93	Tyson, DeAngelo	DE	6-2	310	4/12/89	R	Georgia	Statesboro, GA
91	Upshaw, Courtney	OLB	6-2	272	12/13/89	R	Alabama	Eufaula, AL
63	Williams, Bobbie	G	6-4	345	9/25/76	13	Arkansas	Jefferson, TX
29	Williams, Cary	CB	6-1	190	12/23/84	5	Washburn	Hollywood, FL
15	Williams, LaQuan	WR	6-0	195	6/27/88	2	Maryland	Baltimore, MD
73	Yanda, Marshal	G/T	6-3	315	9/15/84	6	Iowa	Anamosa, IA

## Practice Squad

38	Brown, Omar	S	5-11	195	6/6/88	R	Marshall	Moncks Corner, SC
42	Carr, Nigel	LB	6-2	247	1/22/90	R	Alabama State	Jacksonville, FL
69	Cornell, Jack	G/T	6-6	320	6/4/89	R	Illinois	Quincy, IL
10	Dixon, Dennis	QB	6-3	209	1/11/85	4	Oregon	San Leandro, CA
54	Hamilton, Adrian	LB	6-3	251	11/29/87	R	Prairie View A&M	Dallas, TX
94	Kindle, Sergio	OLB	6-3	250	9/20/87	2	Texas	Dallas, TX
60	McClain, Antoine	G	6-5	336	12/6/89	R	Clemson	Anniston, AL
48	Silvestro, Alex	TE	6-3	260	11/15/88	1	Rutgers	Gibbstown, NJ

## Injured Reserve - Designated for Return

52	Lewis, Ray (triceps)	ILB	6-1	240	5/15/75	17	Miami	Lakeland, FL
----	----------------------	-----	-----	-----	---------	----	-------	--------------

## Injured Reserve

28	Berry, Damien (neck/shoulder)	RB	5-10	223	10/21/88	1	Miami	Belle Glade, FL
34	Rainey, Bobby (knee)	RB	5-8	212	10/16/87	R	Western Kentucky	Griffin, GA
47	Brown, Ricky (head)	LB	6-2	235	12/27/83	7	Boston College	Cincinnati, OH
26	Cook, Emanuel (leg)	S	5-10	200	1/20/88	3	South Carolina	Riviera Beach, FL
41	Levine, Anthony (shoulder)	DB	5-11	203	3/27/87	1	Tennessee State	Winston Salem, NC
58	McAdoo, Michael (Achilles)	OLB	6-7	245	7/9/90	2	North Carolina	Antioch, TN
98	McBean, Ryan (ankle)	DT	6-5	305	4/23/84	5	Oklahoma State	Euless, TX
11	Streeter, Tommy (foot)	WR	6-5	220	10/7/89	R	Miami	Miami, FL
33	Thompson, Christian (knee)	S	6-0	211	6/14/90	R	South Carolina St.	North Lauderdale, FL
21	Webb, Lardarius (knee)	CB/RS	5-10	182	10/12/85	4	Nicholls State	Opeika, AL

# NUMERICAL ROSTER

Updated Nov. 27, 2012

No.	Name	Pos.	Ht.	Wt.	Birthdate	Exp.	College	How Acq.	2012 Games			
									P	S	DNP	INA
2	Tyrod Taylor	QB	6-1	215	8/3/89	2	Virginia Tech	D6 '11	5	0	6	0
4	Sam Koch	P	6-1	218	8/13/82	7	Nebraska	D6a '06	11	0	0	0
5	Joe Flacco	QB	6-6	245	1/16/85	5	Delaware	D1 '08	11	11	0	0
9	Justin Tucker	K	6-0	180	11/21/89	R	Texas	FA '12	11	0	0	0
12	Jacoby Jones	WR/RS	6-2	220	7/11/84	6	Lane	FA '12	11	2	0	0
15	LaQuan Williams	WR	6-0	195	6/27/88	2	Maryland	FA '11	7	0	0	4
16	David Reed	WR/RS	6-0	190	3/22/87	3	Utah	D5a '10	0	0	0	0
17	Tandon Doss	WR	6-2	207	9/22/89	2	Indiana	D4 '11	11	0	0	0
20	Ed Reed	S	5-11	205	9/11/78	11	Miami	D1 '02	11	11	0	0
22	Jimmy Smith	CB	6-2	205	7/26/88	2	Colorado	D1 '11	8	2	1	2
23	Chykie Brown	CB	5-11	190	12/26/86	2	Texas	D5a '11	11	0	0	0
24	Corey Graham	CB	6-0	196	7/25/85	6	New Hampshire	UFA (CHI) '12	11	3	0	0
25	Asa Jackson	CB/RS	5-10	190	12/2/89	R	Cal Poly	D5 '12	1	0	0	10
27	Ray Rice	RB	5-8	212	1/22/87	5	Rutgers	D2 '08	11	11	0	0
29	Cary Williams	CB	6-1	190	12/23/84	5	Washburn	FA '09	11	11	0	0
30	Bernard Pierce	RB	6-0	218	5/10/90	R	Temple	D3 '12	11	0	0	0
31	Bernard Pollard	S	6-1	225	12/23/84	7	Purdue	UFA (HOU) '11	11	11	0	0
32	James Ihedigbo	S	6-1	214	12/3/83	6	Massachusetts	FA '12	11	0	0	0
35	Anthony Allen	RB	6-1	223	8/6/88	2	Georgia Tech	D7 '11	11	0	0	0
37	Sean Considine	S	6-0	212	12/17/82	8	Iowa	UFA (ARI) '12	11	0	0	0
39	Chris Johnson	CB	6-1	200	9/25/79	9	Louisville	FA '12	1	0	0	1
44	Vonta Leach	FB	6-0	260	11/6/81	9	East Carolina	UFA (HOU) '11	11	8	0	0
46	Morgan Cox	LS	6-4	241	4/26/86	3	Tennessee	FA '10	11	0	0	0
50	Albert McClellan	LB	6-2	245	6/4/86	2	Marshall	FA '10	11	10	0	0
51	Brendon Ayanbadejo	LB	6-1	225	9/6/76	10	UCLA	UFA (CHI) '08	11	0	0	0
53	Jameel McClain	ILB	6-1	245	7/25/85	5	Syracuse	FA '08	11	11	0	0
55	Terrell Suggs	OLB	6-3	260	10/11/82	10	Arizona State	D1a '03	5	5	0	0
56	Josh Bynes	LB	6-1	240	8/24/89	1	Auburn	FA '11	5	0	0	0
59	Dannell Ellerbe	ILB	6-1	240	11/29/85	4	Georgia	FA '09	11	5	0	0
62	Terrence Cody	NT	6-4	341	6/28/88	3	Alabama	D2b '10	10	1	0	1
63	Bobbie Williams	G	6-4	345	9/25/76	13	Arkansas	FA '12	9	4	0	2
66	Gino Gradkowski	G/C	6-3	300	11/5/88	R	Delaware	D4a '12	11	0	0	0
70	Ramon Harewood	G/T	6-6	334	2/3/87	3	Morehouse	D6 '10	5	5	0	6
72	Kelechi Osemele	G/T	6-5	335	6/24/89	R	Iowa State	D2b '12	11	11	0	0
73	Marshal Yanda	G/T	6-3	315	9/15/84	6	Iowa	D3b '07	11	11	0	0
74	Michael Oher	T	6-4	315	5/28/86	4	Mississippi	D1 '09	11	11	0	0
76	Jah Reid	G/T	6-7	340	7/21/88	2	Central Florida	D3 '11	4	2	0	7
77	Matt Birk	C	6-4	310	7/23/76	15	Harvard	UFA (MIN) '09	11	11	0	0
78	Bryant McKinnie	T	6-8	354	9/23/79	11	Miami	FA '11	11	0	0	0
81	Anquan Boldin	WR	6-1	220	10/3/80	10	Florida State	TR (ARI) '10	11	11	0	0
82	Torrey Smith	WR	6-0	205	1/26/89	2	Maryland	D2 '11	11	11	0	0
83	Deonte Thompson	WR/RS	6-0	203	2/14/89	R	Florida	FA '12	5	0	0	6
84	Ed Dickson	TE	6-4	255	7/25/87	3	Oregon	D3 '10	11	9	0	0
86	Billy Bajema	TE	6-4	259	10/31/82	8	Oklahoma State	UFA (STL) '12	3	0	0	8
88	Dennis Pitta	TE	6-4	245	6/29/85	3	BYU	D4 '10	11	3	0	0
90	Pernell McPhee	DE	6-3	280	12/17/88	2	Mississippi State	D5b '11	7	6	0	4
91	Courtney Upshaw	OLB	6-2	272	12/13/89	R	Alabama	D2a '12	11	6	0	0
92	Haloti Ngata	DT	6-4	340	1/21/84	7	Oregon	D1 '06	10	10	1	0
93	DeAngelo Tyson	DE	6-2	310	4/12/89	R	Georgia	D7 '12	5	1	0	6
95	Bryan Hall	DT	6-0	291	9/12/88	1	Arkansas State	FA '11	3	0	0	8
96	Ma'ake Kemoeatu	NT	6-5	345	1/10/79	10	Utah	FA '12	10	10	0	1
97	Arthur Jones	DE	6-3	315	6/3/86	3	Syracuse	D5b '10	11	4	0	0
99	Paul Kruger	OLB	6-4	270	2/15/86	4	Utah	D2 '09	10	2	0	1
<b>Practice Squad</b>												
10	Dennis Dixon	QB	6-3	209	1/11/85	4	Oregon	FA '12	0	0	0	0
38	Omar Brown	S	5-11	195	6/6/88	R	Marshall	FA '12	0	0	0	0
42	Nigel Carr	LB	6-2	247	1/22/90	R	Alabama State	FA '12	0	0	0	0
48	Alex Silvestro	TE	6-3	260	11/15/88	1	Rutgers	FA '12	0	0	0	0
54	Adrian Hamilton	LB	6-3	251	11/29/87	R	Prairie View A&M	FA '12	0	0	0	0
60	Antoine McClain	G	6-5	336	12/6/89	R	Clemson	FA '12	0	0	0	0
69	Jack Cornell	G/T	6-6	320	6/4/89	R	Illinois	FA '12	0	0	0	0
94	Sergio Kindle	OLB	6-3	250	9/20/87	2	Texas	D2a '10	1	0	0	5
<b>Injured Reserve - Designated for Return</b>												
52	Ray Lewis (triceps)	ILB	6-1	240	5/15/75	17	Miami	D1b '96	6	6	0	0
<b>Injured Reserve</b>												
11	Tommy Streeter (foot)	WR	6-5	220	10/7/89	R	Miami	D6 '12	0	0	0	0
21	Lardarius Webb (knee)	CB/RS	5-10	182	10/12/85	4	Nicholls State	D3 '09	6	6	0	0
26	Emanuel Cook (leg)	S	5-10	200	1/20/88	3	South Carolina	FA '11	0	0	0	0
28	Damien Berry (neck/shoulder)	RB	5-10	223	10/21/88	1	Miami	FA '11	0	0	0	0
33	Christian Thompson (knee)	S	6-0	211	6/14/90	R	South Carolina St.	D4b '12	7	0	0	2
34	Bobby Rainey (knee)	RB	5-8	212	10/16/87	R	Western Kentucky	FA '12	0	0	0	3
41	Anthony Levine (shoulder)	DB	5-11	203	3/27/87	1	Tennessee State	FA '12	2	0	0	0
47	Ricky Brown (head)	LB	6-2	235	12/27/83	7	Boston College	FA '12	0	0	0	0
58	Michael McAdoo (Achilles)	OLB	6-7	245	7/9/90	2	North Carolina	FA '11	0	0	0	0
98	Ryan McBean (ankle)	DT	6-5	305	4/23/84	5	Oklahoma State	FA '12	0	0	0	0

# POSITIONAL ROSTER

Updated Nov. 27, 2012

## QUARTERBACKS

2 Tyrod Taylor ..... QB  
5 Joe Flacco ..... QB

## WIDE RECEIVERS

12 Jacoby Jones ..... WR/RS  
15 LaQuan Williams ..... WR  
16 David Reed ..... WR/RS  
17 Tandon Doss ..... WR  
81 Anquan Boldin ..... WR  
82 Torrey Smith ..... WR  
83 Deonte Thompson ..... WR/RS

## RUNNING BACKS

27 Ray Rice ..... RB  
30 Bernard Pierce ..... RB  
35 Anthony Allen ..... RB  
44 Vonta Leach ..... FB

## TIGHT ENDS

84 Ed Dickson ..... TE  
86 Billy Bajema ..... TE  
88 Dennis Pitta ..... TE

## OFFENSIVE LINE

63 Bobbie Williams ..... G  
66 Gino Gradkowski ..... G/C  
70 Ramon Harewood ..... G/T  
72 Kelechi Osemele ..... G/T  
73 Marshal Yanda ..... G/T  
74 Michael Oher ..... T  
76 Jah Reid ..... G/T  
77 Matt Birk ..... C  
78 Bryant McKinnie ..... T

## SECONDARY

20 Ed Reed ..... S  
22 Jimmy Smith ..... CB  
23 Chykie Brown ..... CB  
24 Corey Graham ..... CB  
25 Asa Jackson ..... CB/RS  
29 Cary Williams ..... CB  
31 Bernard Pollard ..... S  
32 James Ihedigbo ..... S  
37 Sean Considine ..... S  
39 Chris Johnson ..... CB

## LINEBACKERS

50 Albert McClellan ..... LB  
51 Brendon Ayanbadejo ..... LB  
53 Jameel McClain ..... ILB  
55 Terrell Suggs ..... OLB  
56 Josh Byner ..... LB  
59 Dannell Ellerbe ..... ILB  
91 Courtney Upshaw ..... OLB  
99 Paul Kruger ..... OLB

## DEFENSIVE LINE

62 Terrence Cody ..... NT  
90 Pernell McPhee ..... DE  
92 Haloti Ngata ..... DT  
93 DeAngelo Tyson ..... DE  
95 Bryan Hall ..... DT  
96 Ma'ake Kemoeatu ..... NT  
97 Arthur Jones ..... DE

## SPECIALISTS

4 Sam Koch ..... P  
9 Justin Tucker ..... K  
46 Morgan Cox ..... LS

## PRACTICE SQUAD

10 Dennis Dixon ..... QB  
38 Omar Brown ..... S  
42 Nigel Carr ..... LB  
48 Alex Silvestro ..... TE  
54 Adrian Hamilton ..... LB  
60 Antoine McClain ..... G  
69 Jack Cornell ..... G/T  
94 Sergio Kindle ..... OLB

## RESERVE/INJURED - DESIGNATED FOR RETURN

52 Ray Lewis (triceps) ..... ILB

## RESERVE/INJURED

11 Tommy Streater (foot) ..... WR  
21 Lardarius Webb (knee) ..... CB/RS  
26 Emanuel Cook (leg) ..... S  
28 Damien Berry (neck/shoulder) ..... RB  
33 Christian Thompson (knee) ..... S  
34 Bobby Rainey (knee) ..... RB  
41 Anthony Levine (shoulder) ..... DB  
47 Ricky Brown (head) ..... LB  
58 Michael McAdoo (Achilles) ..... OLB  
98 Ryan McBean (ankle) ..... DT

# 2012 COACHING STAFF

**John Harbaugh** ..... Head Coach  
**Jerry Rosburg** ..... Assistant Head Coach/Special Teams Coordinator  
**Cam Cameron** ..... Offensive Coordinator  
**Dean Pees** ..... Defensive Coordinator  
**Teryl Austin** ..... Secondary  
**Juney Barnett** ..... Assistant Strength and Conditioning  
**Clarence Brooks** ..... Defensive Line  
**Jason Brooks** ..... Offensive Quality Control  
**Randy Brown** ..... Kicking Consultant  
**Jim Caldwell** ..... Quarterbacks  
**Wade Harman** ..... Tight Ends

**Chris Hewitt** ..... Assistant Special Teams  
**Jim Hostler** ..... Wide Receivers  
**Don Martindale** ..... Inside Linebackers  
**Andy Moeller** ..... Offensive Line  
**Ted Monachino** ..... Linebackers  
**Wilbert Montgomery** ..... Running Backs  
**Bob Rogucki** ..... Strength and Conditioning  
**Craig Ver Steeg** ..... Senior Offensive Assistant  
**Todd Washington** ..... Assistant Offensive Line  
**Matt Weiss** ..... Defensive Quality Control

# DEPTH CHART

Last updated Nov. 27 by Ravens PR staff.

## OFFENSE

<b>WR</b>	82	Torrey Smith (11/11)	12	Jacoby Jones (11/2)	<u>83</u>	<u>Deonte Thompson (5/0)</u>
<b>WR</b>	81	Anquan Boldin (11/11)	17	Tandon Doss (11/0)	15	LaQuan Williams (7/0)      16 David Reed (0/0)
<b>LT</b>	74	Michael Oher (11/11)	78	Bryant McKinnie (11/0)		
<b>LG</b>	63	Bobbie Williams (9/4)*	76	Jah Reid (4/2)	70	Ramon Harewood (5/5)
<b>C</b>	77	Matt Birk (11/11)	<u>66</u>	<u>Gino Gradkowski (11/0)</u>		
<b>RG</b>	73	Marshal Yanda (11/11)	76	Jah Reid (4/2)		
<b>RT</b>	<u>72</u>	<u>Kelechi Osemele (11/11)</u>	76	Jah Reid (4/2)		
<b>TE</b>	84	Ed Dickson (11/9)	88	Dennis Pitta (11/3)	86	Billy Bajema (3/0)
<b>QB</b>	5	Joe Flacco (11/11)	2	Tyrod Taylor (5/0)		
<b>FB</b>	44	Vonta Leach (11/8)				
<b>RB</b>	27	Ray Rice (11/11)	<u>30</u>	<u>Bernard Pierce (11/0)</u>	35	Anthony Allen (11/0)

## DEFENSE

<b>DT</b>	92	Haloti Ngata (10/10)	<u>95</u>	<u>Bryan Hall (3/0)</u>		
<b>NT</b>	96	Ma'ake Kemoeatu (10/10)	62	Terrence Cody (10/1)*		
<b>DE</b>	90	Pernell McPhee (7/6)*	97	Arthur Jones (11/4)	<u>93</u>	<u>DeAngelo Tyson (5/1)</u>
<b>Rush</b>	55	Terrell Suggs (5/5)	<u>91</u>	<u>Courtney Upshaw (11/6)</u>		
<b>Will</b>	59	Dannell Ellerbe (11/5)	51	Brendon Ayanbadejo (11/0)		
<b>Mike</b>	53	Jameel McClain (11/11)	<u>56</u>	<u>Josh Bynes (5/0)</u>		
<b>Sam</b>	50	Albert McClellan (11/10)	99	Paul Kruger (10/2)		
<b>LCB</b>	24	Corey Graham (11/3)	39	Chris Johnson (1/0)	22	Jimmy Smith (8/2)*
<b>SS</b>	31	Bernard Pollard (11/11)	32	James Ihedigbo (11/0)		
<b>FS</b>	20	Ed Reed (11/11)	37	Sean Considine (11/0)		
<b>RCB</b>	29	Cary Williams (11/11)	23	Chykie Brown (11/0)	<u>25</u>	<u>Asa Jackson (1/0)</u>

## SPECIAL TEAMS

<b>P</b>	4	Sam Koch (11/0)				
<b>K</b>	<u>9</u>	<u>Justin Tucker (11/0)</u>				
<b>H</b>	4	Sam Koch (11/0)				
<b>LS</b>	46	Morgan Cox (11/0)				
<b>KOR</b>	12	Jacoby Jones (11/2)	<u>83</u>	<u>Deonte Thompson (5/0)</u>	35	Anthony Allen (11/0)      16 David Reed (0/0)
<b>PR</b>	12	Jacoby Jones (11/2)	17	Tandon Doss (11/0)	20	Ed Reed (11/11) <u>25</u> <u>Asa Jackson (1/0)</u>

(2012 Games Played/Games Started)

Rookie and 1st-Year Players Underlined

\* Injured

## PRONUNCIATION GUIDE

**Brendon Ayanbadejo** (EYE-on-bah-day-joe); **Billy Bajema** (bah-juh-MUH); **Chykie Brown** (SHOCK-ee); **Dannell Ellerbe** (duh-NELL ELL-er-bee); **James Ihedigbo** (ee-HEAD-ee-bo); **Asa Jackson** (ACE-uh); **Ma'ake Kemoeatu** (mah-AH-kay key-moy-AH-too); **Sam Koch** (Cook); **Vonta Leach** (von-TAY); **Michael McAdoo** (MACK-ah-doo); **Pernell McPhee** (purr-NELL); **Haloti Ngata** (ha-LOW-tee NAH-tah); **Michael Oher** (Oar); **Kelechi Osemele** (kah-LETCH-ee oh-SEH-muh-lee); **Dennis Pitta** (PIT-uh); **Deonte Thompson** (dee-ON-tay); **Lardarius Webb** (lahr-DARE-ee-us); **Marshal Yanda** (YAWN-da)

**COACHES:** **Ted Monachino** (mah-nah-KEY-no); **Bob Rogucki** (ruh-GUS-key); **Craig Ver Steeg** (ver-STEGG)

# PARTICIPATION CHART

## REGULAR SEASON TOTALS

Player	9/10 vs. Cin.	9/16 at Phil.	9/23 vs. NE	9/27 vs. Cle.	10/7 at KC	10/14 vs. Dal.	10/21 at Hou.	11/4 at Cle.	11/11 vs. Oak.	11/18 at Pit.	11/25 at SD	12/2 vs. Pit.	12/9 at Was.	12/16 vs. Den.	12/23 vs. NYG	12/30 at Cin.	GAMES PLAYED	GAMES STARTED	DID NOT PLAY	INACTIVE
Allen, Anthony	X	X	X	X	X	X	X	X	X	X	X						11	0	0	0
Ayanbadejo, Brendon	X	X	X	X	X	X	X	X	X	X	X						11	0	0	0
Bajema, Billy	INA	INA	INA	INA	INA	X	INA	INA	INA	X	X						3	0	0	8
Berry, Damien	IR	IR	IR	IR	IR	IR	IR	IR	IR	IR	IR						0	0	0	0
Birk, Matt	C	C	C	C	C	C	C	C	C	C	C						11	11	0	0
Boldin, Anquan	WR	WR	WR	WR	WR	WR	WR	WR	WR	WR	WR						11	11	0	0
Brown, Chykie	X	X	X	X	X	X	X	X	X	X	X						11	0	0	0
Brown, Omar	PS	PS	PS	PS	PS	PS	PS	PS	PS	PS	PS						0	0	0	0
Brown, Ricky	IR	IR	IR	IR	IR	IR	IR	IR	IR	IR	IR						0	0	0	0
Bynes, Josh	PS	PS	PS	PS	PS	PS	X	X	X	X	X						5	0	0	0
Carr, Nigel	NOR	NOR	NOR	NOR	NOR	NOR	PS	PS	PS	PS	PS						0	0	0	0
Cody, Terrence	X	X	X	X	X	X	NT	X	X	INA	X						10	1	0	1
Considine, Sean	X	X	X	X	X	X	X	X	X	X	X						11	0	0	0
Cook, Emanuel	IR	IR	IR	IR	IR	IR	IR	IR	IR	IR	IR						0	0	0	0
Cornell, Jack	PS	PS	PS	PS	PS	PS	PS	PS	PS	PS	PS						0	0	0	0
Cox, Morgan	X	X	X	X	X	X	X	X	X	X	X						11	0	0	0
Dickson, Ed	X	X	TE	TE	TE	TE	TE	TE	TE	TE	TE						11	9	0	0
Dixon, Dennis	PS	PS	PS	PS	PS	PS	PS	PS	PS	NOR	PS						0	0	0	0
Doss, Tandon	X	X	X	X	X	X	X	X	X	X	X						11	0	0	0
Ellerbe, Dannel	X	X	X	X	X	X	WILL	WILL	WILL	WILL	WILL						11	5	0	0
Flacco, Joe	QB	QB	QB	QB	QB	QB	QB	QB	QB	QB	QB						11	11	0	0
Gratkowski, Gino	X	X	X	X	X	X	X	X	X	X	X						11	0	0	0
Graham, Corey	X	X	X	X	X	X	X	X	LCB	LCB	LCB						11	3	0	0
Hall, Bryan	INA	INA	INA	INA	INA	INA	X	INA	X	X	INA						3	0	0	8
Hamilton, Adrian	PS	PS	PS	PS	PS	PS	PS	PS	PS	PS	PS						0	0	0	0
Harewood, Ramon	LG	LG	LG	LG	LG	PS	INA	INA	INA	INA	INA						5	5	0	6
Ihedigbo, James	X	X	X	X	X	X	X	X	X	X	X						11	0	0	0
Jackson, Asa	INA	INA	INA	INA	INA	INA	INA	INA	INA	INA	X						1	0	0	10
Johnson, Chris	NOR	NOR	NOR	NOR	NOR	NOR	NOR	NOR	NOR	X	INA						1	0	0	1
Jones, Arthur	X	X	X	X	X	X	DE	DE	DE	DE	X						11	4	0	0
Jones, Jacoby	WR	WR	X	X	X	X	X	X	X	X	X						11	2	0	0
Kemoatu, Ma'ake	NT	NT	NT	NT	NT	X	NT	NT	NT	NT	NT						11	10	0	0
Kindle, Sergio	INA	X	INA	INA	INA	INA	NOR	PS	PS	PS	PS						1	0	0	5
Koch, Sam	X	X	X	X	X	X	X	X	X	X	X						11	0	0	0
Kruger, Paul	RUSH	INA	X	X	X	X	SAM	X	X	X	X						10	2	0	1
Leach, Vonta	X	X	FB	X	FB	FB	FB	FB	FB	FB	FB						11	8	0	0
Levine, Anthony	PS	PS	PS	PS	PS	PS	PS	PS	PS	X	X						2	0	0	0
Lewis, Ray	MIKE	MIKE	MIKE	MIKE	MIKE	MIKE	IR	IR	IR	IR	IR						6	6	0	0
Mabin, Jordan	NOR	NOR	NOR	NOR	NOR	NOR	PS	NOR	NOR	NOR	NOR						0	0	0	0
McAdoo, Michael	IR	IR	IR	IR	IR	IR	IR	IR	IR	IR	IR						0	0	0	0
McBean, Ryan	IR	IR	IR	IR	IR	IR	IR	IR	IR	IR	IR						0	0	0	0
McClain, Antoine	PS	PS	PS	PS	PS	PS	PS	PS	PS	PS	PS						0	0	0	0
McClain, Jameel	WILL	WILL	WILL	WILL	WILL	WILL	MIKE	MIKE	MIKE	MIKE	MIKE						11	11	0	0
McClellan, Albert	SAM	SAM	SAM	SAM	SAM	SAM	SAM	X	SAM	SAM	SAM						11	10	0	0
McKinnie, Bryant	X	X	X	X	X	X	X	X	X	X	X						11	0	0	0
McPhee, Pernell	DT	DE	DE	DE	DE	DE	X	INA	INA	INA	INA						7	6	0	4
Ngata, Haloti	DT	DT	DT	DT	DT	DT	DT	DNP	DT	DT	DT						10	10	1	0
Oher, Michael	LT	LT	LT	LT	LT	LT	LT	LT	LT	LT	LT						11	11	0	0
Osemele, Kelechi	RT	RT	RT	RT	RT	RT	RT	RT	RT	RT	RT						11	11	0	0
Pierce, Bernard	X	X	X	X	X	X	X	X	X	X	X						11	0	0	0
Pitka, Dennis	TE	TE	X	TE	X	X	X	X	X	X	X						11	3	0	0
Pollard, Bernard	SS	SS	SS	SS	SS	SS	SS	SS	SS	SS	SS						11	11	0	0
Rainey, Bobby	PS	PS	PS	PS	PS	PS	INA	INA	INA	IR	IR						0	0	0	3
Reed, David	PUP	PUP	PUP	PUP	PUP	PUP	PUP	PUP	PUP	PUP	PUP						0	0	0	0
Reed, Ed	FS	FS	FS	FS	FS	FS	FS	FS	FS	FS	FS						11	11	0	0
Reid, Jah	INA	INA	INA	INA	INA	INA	INA	X	X	LG	LG						4	2	0	7
Rice, Ray	RB	RB	RB	RB	RB	RB	RB	RB	RB	RB	RB						11	11	0	0
Silvestro, Alex	NOR	NOR	NOR	NOR	NOR	NOR	NOR	NOR	PS	PS	PS						0	0	0	0
Smith, Jimmy	X	X	X	X	X	X	LCB	LCB	DNP	INA	INA						8	2	1	2
Smith, Torrey	WR	WR	WR	WR	WR	WR	WR	WR	WR	WR	WR						11	11	0	0
Streeter, Tommy	IR	IR	IR	IR	IR	IR	IR	IR	IR	IR	IR						0	0	0	0
Suggs, Terrell	PUP	PUP	PUP	PUP	PUP	PUP	RUSH	RUSH	RUSH	RUSH	RUSH						5	5	0	0
Taylor, Tyrod	X	DNP	DNP	X	X	DNP	DNP	X	X	DNP	DNP						5	0	6	0
Thompson, Christian	X	X	X	X	INA	X	X	X	INA	IR	IR						7	0	0	2
Thompson, Deonte	X	X	X	X	X	INA	INA	INA	INA	INA	INA						5	0	0	6
Tucker, Justin	X	X	X	X	X	X	X	X	X	X	X						11	0	0	0
Tyson, DeAngelo	INA	INA	INA	INA	INA	INA	X	X	DT	X	X						5	1	0	6
Upshaw, Courtney	X	RUSH	RUSH	RUSH	RUSH	RUSH	X	X	X	X	OLB						11	6	0	0
Webb, Lardarius	LCB	LCB	LCB	LCB	LCB	LCB	IR	IR	IR	IR	IR						6	6	0	0
Williams, Bobbie	X	X	X	X	X	LG	LG	LG	LG	INA	INA						9	4	0	2
Williams, Cary	RCB	RCB	RCB	RCB	RCB	RCB	RCB	RCB	RCB	RCB	RCB						11	11	0	0
Williams, LaQuan	INA	INA	INA	INA	X	X	X	X	X	X	X						7	0	0	4
Yanda, Marshal	RG	RG	RG	RG	RG	RG	RG	RG	RG	RG	RG						11	11	0	0

X=substituted; IR=injured reserve; PUP=physically unable to perform; NOR=not on roster; PS=practice squad; PSIL=Practice Squad Injured List; SUS=suspended

# GAME-BY-GAME STARTERS

OFFENSE													
GAME	WR	LT	LG	C	RG	RT	TE	WR	QB	RB	FB	OTHER	
09/10/12	Cincinnati	Boldin	Oher	<b>Harewood</b>	Birk	Yanda	<b>Osemele</b>	Pitta	Smith	Flacco	Rice	n/a	J. Jones -WR
09/16/12	at Philadelphia	Boldin	Oher	Harewood	Birk	Yanda	Osemele	Pitta	Smith	Flacco	Rice	n/a	J. Jones -WR
09/23/12	New England	Boldin	Oher	Harewood	Birk	Yanda	Osemele	Dickson	Smith	Flacco	Rice	Leach	n/a
09/27/12	Cleveland	Boldin	Oher	Harewood	Birk	Yanda	Osemele	Pitta	Smith	Flacco	Rice	n/a	Dickson -TE
10/07/12	at Kansas City	Boldin	Oher	Harewood	Birk	Yanda	Osemele	Dickson	Smith	Flacco	Rice	Leach	n/a
10/14/12	Dallas	Boldin	Oher	B. Williams	Birk	Yanda	Osemele	Dickson	Smith	Flacco	Rice	Leach	n/a
10/21/12	at Houston	Boldin	Oher	B. Williams	Birk	Yanda	Osemele	Dickson	Smith	Flacco	Rice	Leach	n/a
11/04/12	at Cleveland	Boldin	Oher	B. Williams	Birk	Yanda	Osemele	Dickson	Smith	Flacco	Rice	Leach	n/a
11/11/12	Oakland	Boldin	Oher	B. Williams	Birk	Yanda	Osemele	Dickson	Smith	Flacco	Rice	Leach	n/a
11/18/12	at Pittsburgh	Boldin	Oher	<b>Reid</b>	Birk	Yanda	Osemele	Dickson	Smith	Flacco	Rice	Leach	n/a
11/25/12	at San Diego	Boldin	Oher	Reid	Birk	Yanda	Osemele	Dickson	Smith	Flacco	Rice	Leach	n/a
12/02/12	Pittsburgh												
12/09/12	at Washington												
12/16/12	Denver												
12/23/12	NY Giants												
12/30/12	at Cincinnati												

DEFENSE													
GAME	DT	DE	NT	SAM	MIKE	WILL	RUSH	RCB	LCB	SS	FS	OTHER	
09/10/12	Cincinnati	Ngata	McPhee	Kemoeatu	McClellan	Lewis	McClain	Kruger	Williams	Webb	Pollard	Reed	n/a
09/16/12	at Philadelphia	Ngata	McPhee	Kemoeatu	McClellan	Lewis	McClain	<b>Upshaw</b>	Williams	Webb	Pollard	Reed	n/a
09/23/12	New England	Ngata	McPhee	Kemoeatu	McClellan	Lewis	McClain	Upshaw	Williams	Webb	Pollard	Reed	n/a
09/27/12	Cleveland	Ngata	McPhee	Kemoeatu	McClellan	Lewis	McClain	Upshaw	Williams	Webb	Pollard	Reed	n/a
10/07/12	at Kansas City	Ngata	McPhee	Kemoeatu	McClellan	Lewis	McClain	Upshaw	Williams	Webb	Pollard	Reed	n/a
10/14/12	Dallas	Ngata	McPhee	Kemoeatu	McClellan	Lewis	McClain	Upshaw	Williams	Webb	Pollard	Reed	n/a
10/21/12	at Houston	Ngata	A. Jones	Cody	McClellan	McClellan	Ellerbe	Suggs	Williams	J. Smith	Pollard	Reed	n/a
11/04/12	at Cleveland	Ngata	A. Jones	Kemoeatu	Kruger	McClellan	Ellerbe	Suggs	Williams	J. Smith	Pollard	Reed	n/a
11/11/12	Oakland	<b>Tyson</b>	A. Jones	Kemoeatu	McClellan	McClellan	Ellerbe	Suggs	Williams	Graham	Pollard	Reed	n/a
11/18/12	at Pittsburgh	Ngata	A. Jones	Kemoeatu	McClellan	McClellan	Ellerbe	Suggs	Williams	Graham	Pollard	Reed	n/a
11/25/12	at San Diego	Ngata	n/a	Kemoeatu	McClellan	McClellan	Ellerbe	Suggs	Williams	Graham	Pollard	Reed	n/a
12/02/12	Pittsburgh												Upshaw - OLB
12/09/12	at Washington												
12/16/12	Denver												
12/23/12	NY Giants												
12/30/12	at Cincinnati												

**Bold** denotes first NFL start

# 2012 TRANSACTIONS

- **Jan. 23:** Signed RB Damien Berry, WR Rodney Bradley, TE Davon Drew, DT Bryan Hall, WR/RS Phillip Livas, C Cecil Newton and WR Patrick Williams to Reserve/Future contracts.
- **Jan. 26:** Signed G Howard Barbieri and ILB Cody Glenn to Reserve/Future contracts.
- **March 2:** Designated RB Ray Rice as the team's franchise player; Terminated the contracts of CB Chris Carr and WR Lee Evans; Placed RB Ricky Williams on the Reserve/Retired list.
- **March 5:** Terminated the contract of CB Dominique Foxworth.
- **March 15:** Signed OLB Chavis Williams.
- **March 16:** Re-signed unrestricted free agent C Matt Birk.
- **March 23:** Re-signed unrestricted free agents LB Brendon Ayanbadejo and LB Jameel McClain; Signed unrestricted free agents S Sean Considine and CB Corey Graham.
- **April 6:** Signed restricted free agent CB Lardarius Webb to a six-year contract.
- **April 16:** Signed exclusive free agents G/C Justin Boren, LB Josh Bynes, LS Morgan Cox, DB Danny Gorrer and OLB Sergio Kindle.
- **April 17:** Signed restricted free agent LB Dannell Ellerbe.
- **April 20:** Signed **QB Curtis Painter**.
- **April 30:** Signed **LS Patrick Scales**.
- **May 2:** Signed **NT Maake Kemoeatu**.
- **May 7:** Signed **DT Ryan McBean**; Signed restricted free agent CB Cary Williams.
- **May 11:** Signed rookie free agents **FB Jamison Berryhill**, **QB John Brantley**, **CB Charles Brown**, **S Omar Brown**, **G/T Jack Cornell**, **FB Chad Diehl**, **LB Eltoro Freeman**, **WR Devin Goda**, **WR Dorian Graham**, **DE/DT Elliott Henigan**, **NT Nicholas Jean-Baptiste**, **NT Ishmaa'ily Kitchen**, **G Antoine McClain**, **DE Terrence Moore**, **RB Brandon Pendergrass**, **TE Nick Provo**, **S Cyhl Quarles**, **RB Bobby Rainey** and **WR Deonte Thompson**
- **May 12:** Signed rookie free agent **OL Addison Lawrence**.
- **May 15:** Waived FB Jamison Berryhill, CB Charles Brown, LB Eltoro Freeman and TE Nick Provo; Signed rookie free agents **TE Matt Balasavage**, **LB Nigel Carr**, **TE Bruce Figgins**, **CB Jordan Mabin** and **QB Chester Stewart**.
- **May 16:** Waived FB Chad Diehl.
- **May 17:** Waived FB Jamison Berryhill.
- **May 29:** Waived WR Phillip Livas; Signed rookie free agent **K Justin Tucker**.
- **May 31:** Waived RB Brandon Pendergrass.
- **June 11:** Signed free agent **G Bobbie Williams**.
- **June 12:** Waived DE/DT Elliott Henigan; Signed free agent **C/G Tony Wragge**.
- **June 13:** Waived WR Rodney Bradley and LB Cody Glenn.
- **July 16:** Signed franchise player RB Ray Rice to a five-year contract.
- **July 23:** Waived G Howard Barbieri.
- **July 25:** Signed free agents **LB Darryl Blackstock**, **LB Ricky Brown** and **T Cord Howard**.
- **July 26:** Waived FB Jamison Berryhill; Signed free agent **WR Logan Payne**.
- **Aug. 1:** Waived QB John Brantley; Signed free agent **TE Billy Bajema**.
- **Aug. 3:** Waived G/T Paul Madsen.
- **Aug. 4:** Signed free agent **LB Stevie Baggs**.
- **Aug. 26:** Terminated the contract of vested veteran K Billy Cundiff; Waived TE Davon Drew, WR Devin Goda, OL Addison Lawrence, CB Jordan Mabin, C Cecil Newton, LS Patrick Scales, QB Chester Stewart and WR Patrick Williams.
- **Aug. 27:** Placed LB Stevie Baggs (leg), LB Darryl Blackstock (leg), S Emanuel Cook (leg) and DT Ryan McBean (ankle) on Injured Reserve; Placed WR/RS David Reed (knee) and OLB Terrell Suggs (Achilles) on Physically Unable to Perform list.
- **Aug. 31:** Waived RB Anthony Allen, S Omar Brown, LB Josh Bynes, LB Nigel Carr, G/T Jack Cornell, WR Dorian Graham, G/T Cord Howard, NT Nicolas Jean-Baptiste, NT Ishmaa'ily Kitchen, G Antoine McClain, DE Terrence Moore, QB Curtis Painter, WR Logan Payne, S Cyhl Quarles and OLB Chavis Williams; Terminated the contract of vested veteran G Tony Wragge; Placed TE Matt Balasavage (ankle), RB Damien Berry (neck/shoulder), G/C Justin Boren (foot), LB Ricky Brown (head), TE Bruce Figgins (shoulder) and WR Tommy Streeter (foot) on Injured Reserve.
- **Sept. 1:** Signed RB Anthony Allen, S Omar Brown, LB Josh Bynes, G/T Jack Cornell and G Antoine McClain to the practice squad.
- **Sept. 3:** Waived DB Danny Gorrer; Signed free agent **S James Ihedigbo** to the 53-man roster; Signed **QB Dennis Dixon**, **LB Adrian Hamilton** and **DB Anthony Levine** to the practice squad.
- **Sept. 4:** Waived (injury settlements) LB Stevie Baggs and TE Matt Balasavage.
- **Sept. 6:** Waived (injury settlement) TE Bruce Figgins.
- **Sept. 7:** Waived (injury settlements) LB Darryl Blackstock and G/C Justin Boren.
- **Sept. 10:** Waived RB Bobby Rainey and signed RB Anthony Allen from the practice squad to the 53-man roster.
- **Sept. 12:** Signed RB Bobby Rainey to the practice squad.
- **Oct. 16:** Placed CB/RS Lardarius Webb (knee) on Injured Reserve; Signed RB Bobby Rainey from the practice squad to the 53-man roster.
- **Oct. 17:** Placed LB Ray Lewis (triceps) on Injured Reserve - Designated for Return; Signed LB Josh Bynes from the practice squad to the 53-man roster; Signed LB Nigel Carr and CB Jordan Mabin to the practice squad.
- **Oct. 20:** Waived OLB Sergio Kindle; Activated OLB Terrell Suggs from the Physically Unable to Perform list to the 53-man roster.
- **Oct. 23:** Waived CB Jordan Mabin from the practice squad; Signed OLB Sergio Kindle to the practice squad.
- **Nov. 7:** Waived QB Dennis Dixon from the practice squad; Signed **TE Alex Silvestro** to the practice squad.
- **Nov. 14:** Placed RB Bobby Rainey (knee) on Injured Reserve; Signed free agent **CB Chris Johnson** to the 53-man roster; Waived S Omar Brown from the practice squad and re-signed QB Dennis Dixon to the practice squad.
- **Nov. 17:** Placed S Christian Thompson (knee) on Injured Reserve; Signed DB Anthony Levine from the practice squad to the 53-man roster; Re-signed S Omar Brown to the practice squad.
- **Nov. 26:** Placed DB Anthony Levine (shoulder) on Injured Reserve; Activated WR/RS David Reed from the Physically Unable to Perform list to the 53-man roster.

(Bold denotes first time player has joined the Ravens.)

# HOW THE RAVENS ARE BUILT

## HOW ACQUIRED

YEAR	PLAYER	ACQ.
1996	LB Ray Lewis [IR - DFR]	D1b
2002	S Ed Reed	D1
2003	OLB Terrell Suggs	D1a
2006	P Sam Koch	D6a
	DT Haloti Ngata	D1
2007	G/T Marshal Yanda	D3b
2008	LB Brendon Ayanbadejo	UFA (Chi.)
	QB Joe Flacco	D1
	LB Jameel McClain	RFA
	RB Ray Rice	D2
2009	C Matt Birk	UFA (Min.)
	LB Dannell Ellerbe	RFA
	OLB Paul Kruger	D2
	T Michael Oher	D1
	CB/RS Lardarius Webb [IR]	D3
	CB Cary Williams	FA
2010	WR Anquan Boldin	TR (Ari.)
	NT Terrence Cody	D2b
	LS Morgan Cox	RFA
	TE Ed Dickson	D3
	T Ramon Harewood	D6
	DE Arthur Jones	D5b
	LB Albert McClellan	RFA
	TE Dennis Pitta	D4
	WR/RS David Reed	D5a
2011	RB Damien Berry [IR]	RFA
	LB Josh Bynes	RFA
	CB Chykie Brown	D5a
	S Emanuel Cook [IR]	FA
	WR Tandon Doss	D4
	FB Vonta Leach	UFA (Hou.)
	DT Bryan Hall	RFA
	OLB Michael McAdoo [IR]	RFA
	T Bryant McKinnie	FA
	DE Pernell McPhee	D5b
	S Bernard Pollard	UFA (Hou.)
	T Jah Reid	D3
	CB Jimmy Smith	D1
	WR Torrey Smith	D2
	QB Tyrod Taylor	D6
	RB Anthony Allen	D7
	WR LaQuan Williams	RFA
2012	TE Billy Bajema	UFA (STL)
	LB Ricky Brown [IR]	FA
	S Sean Considine	UFA (Ari.)
	G/C Gino Gradkowski	D4a
	CB Corey Graham	UFA (Chi.)
	S James Ihedigbo	FA
	CB/RS Asa Jackson	D5
	CB Chris Johnson	FA
	WR/RS Jacoby Jones	FA
	NT Ma'ake Kemoeatu	FA
	DB Anthony Levine [IR]	FA
	DT Ryan McBean [IR]	FA
	G/T Kelechi Osemele	D2b
	RB Bernard Pierce	D3
	RB Bobby Rainey [IR]	RFA
	WR Tommy Streater [IR]	D6
	S Christian Thompson [IR]	D4b
	WR Deonte Thompson	RFA
	K Justin Tucker	RFA
	DE DeAngelo Tyson	D7
	OLB Courtney Upshaw	D2a
	G Bobbie Williams	FA

## RAVENS BY DRAFT ROUND

1st ROUND (8)	TEAM	YEAR
LB Ray Lewis [IR - DFR]	Baltimore	1996 (26th)
T Bryant McKinnie	Minnesota	2002 (7th)
S Ed Reed	Baltimore	2002 (24th)
OLB Terrell Suggs	Baltimore	2003 (10th)
DT Haloti Ngata	Baltimore	2006 (12th)
QB Joe Flacco	Baltimore	2008 (18th)
T Michael Oher	Baltimore	2009 (23rd)
CB Jimmy Smith	Baltimore	2010 (27th)
2nd ROUND (9)		
G Bobbie Williams	Philadelphia	2000
WR Anquan Boldin	Arizona	2003
S Bernard Pollard	Kansas City	2006
RB Ray Rice	Baltimore	2008
OLB Paul Kruger	Baltimore	2009
NT Terrence Cody	Baltimore	2010
WR Torrey Smith	Baltimore	2011
OLB Courtney Upshaw	Baltimore	2012
G/T Kelechi Osemele	Baltimore	2012
3rd ROUND (6)		
WR/RS Jacoby Jones	Houston	2007
G/T Marshal Yanda	Baltimore	2007
CB/RS Lardarius Webb [IR]	Baltimore	2009
TE Ed Dickson	Baltimore	2010
T Jah Reid	Baltimore	2011
RB Bernard Pierce	Baltimore	2012
4th ROUND (6)		
S Sean Considine	Philadelphia	2005
DT Ryan McBean [IR]	Pittsburgh	2007
TE Dennis Pitta	Baltimore	2010
WR Tandon Doss	Baltimore	2011
G/C Gino Gradkowski	Baltimore	2012
S Christian Thompson [IR]	Baltimore	2012
5th ROUND (6)		
CB Corey Graham	Chicago	2007
WR/RS David Reed	Baltimore	2010
DE Arthur Jones	Baltimore	2010
CB Chykie Brown	Baltimore	2011
DE Pernell McPhee	Baltimore	2011
CB/RS Asa Jackson	Baltimore	2012
6th ROUND (5)		
C Matt Birk	Minnesota	1998
P Sam Koch	Baltimore	2006
T Ramon Harewood	Baltimore	2010
QB Tyrod Taylor	Baltimore	2011
WR Tommy Streater [IR]	Baltimore	2012
7th ROUND (5)		
CB Chris Johnson	Green Bay	2003
TE Billy Bajema	San Francisco	2005
CB Cary Williams	Tennessee	2008
RB Anthony Allen	Georgia Tech	2011
DE DeAngelo Tyson	Baltimore	2012
UNDRAFTED (19)		
LB Brendon Ayanbadejo	Atlanta	1999
NT Ma'ake Kemoeatu	Baltimore	2002
FB Vonta Leach	Green Bay	2004
LB Ricky Brown [IR]	Oakland	2006
S James Ihedigbo	New York Jets	2007
LB Jameel McClain	Baltimore	2008
S Emanuel Cook [IR]	New York Jets	2009
LB Dannell Ellerbe	Baltimore	2009
LS Morgan Cox	Baltimore	2010
DB Anthony Levine [IR]	Green Bay	2010
LB Albert McClellan	Baltimore	2010
RB Damien Berry [IR]	Baltimore	2011
LB Josh Bynes	Baltimore	2011
DT Bryan Hall	Baltimore	2011
OLB Michael McAdoo [IR]	Baltimore	2011
WR LaQuan Williams	Baltimore	2011
RB Bobby Rainey [IR]	Baltimore	2012
WR Deonte Thompson	Baltimore	2012
K Justin Tucker	Baltimore	2012



# 2012 RAVENS STATISTICS

**WON 9, LOST 2**

09/10	W 44-13	Cincinnati	71,064
09/16	L 23-24	at Philadelphia	69,144
09/23	W 31-30	New England	71,269
09/27	W 23-16	Cleveland	70,944
10/07	W 9-6	at Kansas City	68,803
10/14	W 31-29	Dallas	71,384
10/21	L 13-43	at Houston	71,708
11/04	W 25-15	at Cleveland	65,449
11/11	W 55-20	Oakland	71,339
11/18	W 13-10	at Pittsburgh	63,446
11/25	W 16-13 OT	at San Diego	57,882
12/02		Pittsburgh	
12/09		at Washington	
12/16		Denver	
12/23		New York Giants	
12/30		at Cincinnati	

	Balt.	Opp.
<b>TOTAL FIRST DOWNS</b>	<b>217</b>	<b>244</b>
Rushing	63	75
Passing	131	142
Penalty	23	27
3rd Down: Made/Att	54/146	64/169
3rd Down Pct.	37.0	37.9
4th Down: Made/Att	4/10	6/12
4th Down Pct.	40.0	50.0
<b>POSSESSION AVG.</b>	<b>27:20</b>	<b>32:40</b>
<b>TOTAL NET YARDS</b>	<b>3830</b>	<b>4101</b>
Avg. Per Game	348.2	372.8
Total Plays	700	786
Avg. Per Play	5.5	5.2
<b>NET YARDS RUSHING</b>	<b>1118</b>	<b>1413</b>
Avg. Per Game	101.6	128.5
Total Rushes	278	351
<b>NET YARDS PASSING</b>	<b>2712</b>	<b>2688</b>
Avg. Per Game	246.5	244.4
Sacked/Yards Lost	26/168	25/171
Gross Yards	2880	2859
Att./Completions	396/238	410/247
Completion Pct.	60.1	60.2
Had Intercepted	7	11
<b>PUNTS/AVERAGE</b>	<b>57/47.0</b>	<b>57/46.1</b>
<b>NET PUNTING AVG.</b>	<b>57/40.7</b>	<b>57/41.5</b>
<b>PENALTIES/YARDS</b>	<b>80/746</b>	<b>78/666</b>
<b>FUMBLES/BALL LOST</b>	<b>8/2</b>	<b>16/10</b>
<b>TOUCHDOWNS</b>	<b>31</b>	<b>20</b>
Rushing	12	10
Passing	14	9
Returns	5	1

* SCORE BY PERIODS	Q1	Q2	Q3	Q4	OT	PTS
<b>TEAM</b>	<b>60</b>	<b>71</b>	<b>85</b>	<b>64</b>	<b>3</b>	<b>283</b>
<b>OPPONENTS</b>	<b>43</b>	<b>79</b>	<b>53</b>	<b>44</b>	<b>0</b>	<b>219</b>

* SCORING	TD	Ru	Pa	Rt	K-PAT	FG	S	PTS
Tucker	0	0	0	0	29/29	22/24	0	95
Rice	7	7	0	0			0	42
T. Smith	7	0	7	0			0	42
J. Jones	4	0	1	3			0	24
Pitta	4	0	4	0			0	24
Flacco	2	2	0	0			0	12
Boldin	1	0	1	0			0	8
Doss	1	0	1	0			0	6
Koch	1	1	0	0			0	6
Leach	1	1	0	0			0	6
Pierce	1	1	0	0			0	6
E. Reed	1	0	0	1			0	6
Ca. Williams	1	0	0	1			0	6
<b>TEAM</b>	<b>31</b>	<b>12</b>	<b>14</b>	<b>5</b>	<b>29/29</b>	<b>22/24</b>	<b>0</b>	<b>283</b>
<b>OPPONENTS</b>	<b>20</b>	<b>10</b>	<b>9</b>	<b>1</b>	<b>19/19</b>	<b>26/27</b>	<b>1</b>	<b>219</b>

**2-Pt Conv:** Boldin, **TEAM 1-2, OPPONENTS 0-1**

**SACKS:** Kruger 5.5, Ellerbe 4.5, Ngata 4, A. Jones 2, Pollard 2, Suggs 2, Upshaw 1.5, Ihedigbo 1, Lewis 1, Ca. Williams 1, McPhee 0.5, **TEAM 25, OPPONENTS 26**

**FUM/LOST:** Flacco 5/1, J. Jones 1/0, Rice 1/0, D. Thompson 1/1

* RUSHING	No.	Yds	Avg	Long	TD
Rice	186	794	4.3	43	7
Pierce	51	213	4.2	21	1
Leach	7	29	4.1	6	1
Flacco	21	26	1.2	16	2
Allen	5	13	2.6	7	0
T. Smith	2	13	6.5	13	0
Taylor	2	11	5.5	7	0
Koch	1	7	7.0	7t	1
J. Jones	1	6	6.0	6	0
Boldin	1	3	3.0	3	0
Considine	1	3	3.0	3	0
<b>TEAM</b>	<b>278</b>	<b>1118</b>	<b>4.0</b>	<b>43</b>	<b>12</b>
<b>OPPONENTS</b>	<b>351</b>	<b>1413</b>	<b>4.0</b>	<b>31t</b>	<b>10</b>

* RECEIVING	No.	Yds	Avg	Long	TD
Boldin	50	669	13.4	43	1
Rice	48	404	8.4	43	0
Pitta	44	423	9.6	27	4
T. Smith	39	699	17.9	54	7
J. Jones	22	307	14.0	47	1
Dickson	14	152	10.9	40	0
Leach	12	79	6.6	18	0
Doss	5	95	19.0	39	1
Pierce	3	27	9.0	11	0
D. Thompson	1	25	25.0	25	0
<b>TEAM</b>	<b>238</b>	<b>2880</b>	<b>12.1</b>	<b>54</b>	<b>14</b>
<b>OPPONENTS</b>	<b>247</b>	<b>2859</b>	<b>11.6</b>	<b>59</b>	<b>9</b>

* INTERCEPTIONS	No.	Yds	Avg	Long	TD
Ca. Williams	4	90	22.5	63t	1
E. Reed	3	44	14.7	34t	1
Graham	1	20	20.0	20	0
Webb	1	8	8.0	8	0
Kruger	1	0	0.0	0	0
Pollard	1	0	0.0	0	0
<b>TEAM</b>	<b>11</b>	<b>162</b>	<b>14.7</b>	<b>63t</b>	<b>2</b>
<b>OPPONENTS</b>	<b>7</b>	<b>117</b>	<b>16.7</b>	<b>52t</b>	<b>1</b>

* PUNTING	No.	Yds	Avg	Net	TB	In	Lg	B
Koch	57	2681	47.0	40.7	7	20	58	0
<b>TEAM</b>	<b>57</b>	<b>2681</b>	<b>47.0</b>	<b>40.7</b>	<b>7</b>	<b>20</b>	<b>58</b>	<b>0</b>
<b>OPPONENTS</b>	<b>57</b>	<b>2629</b>	<b>46.1</b>	<b>41.5</b>	<b>0</b>	<b>21</b>	<b>63</b>	<b>0</b>

* PUNT RETURNS	Ret	FC	Yds	Avg	Long	TD
J. Jones	22	11	242	11.0	63t	1
Doss	3	1	13	4.3	8	0
E. Reed	1	1	1	1.0	1	0
Webb	1	5	9	9.0	9	0
<b>TEAM</b>	<b>27</b>	<b>18</b>	<b>265</b>	<b>9.8</b>	<b>63t</b>	<b>1</b>
<b>OPPONENTS</b>	<b>32</b>	<b>10</b>	<b>223</b>	<b>7.0</b>	<b>40</b>	<b>0</b>

* KICKOFF RETURNS	No.	Yds	Avg	Long	TD
J. Jones	18	644	35.8	108t	2
D. Thompson	15	389	25.9	49	0
Allen	2	36	18.0	18	0
Pitta	1	0	0.0	0	0
L. Williams	1	5	5.0	5	0
<b>TEAM</b>	<b>37</b>	<b>1074</b>	<b>29.0</b>	<b>108t</b>	<b>2</b>
<b>OPPONENTS</b>	<b>25</b>	<b>568</b>	<b>22.7</b>	<b>41</b>	<b>0</b>

* FIELD GOALS	1-19	20-29	30-39	40-49	50+
0/0	4/4	7/7	7/9	4/4	
<b>TEAM</b>	<b>0/0</b>	<b>4/4</b>	<b>7/7</b>	<b>7/9</b>	<b>4/4</b>
<b>OPPONENTS</b>	<b>1/1</b>	<b>6/6</b>	<b>10/10</b>	<b>6/6</b>	<b>3/4</b>

**Tucker:** (46G, 40G, 39G) (56G, 51G, 48G) (27G) (45G, 47N)  
 (28G, 26G, 39G) (38G) (51G, 54G) (43G) (48G, 34G) (26G,  
 41N, 39G) (43G, 38G, 38G)  
**OPP:** (34G, 19G) (23G) (37G, 49G, 20G) (51G, 50G, 52G)  
 (30G, 31G) (42G, 43G, 34G, 51N) (33G, 29G) (32G, 28G, 29G,  
 33G, 41G) (32G, 47G) (22G) (47G, 30G)

* PASSING	Att	Cmp	Yds	Cmp%	Yds/Att	TD	TD%	Int	Int%	Long	Sack/Lost	Rating
Flacco	392	236	2850	60.2	7.27	14	3.6	7	1.8	54	26/168	87.0
Taylor	4	2	30	50.0	7.50	0	0.0	0	0.0	25	0/0	75.0
<b>TEAM</b>	<b>396</b>	<b>238</b>	<b>2880</b>	<b>60.1</b>	<b>7.27</b>	<b>14</b>	<b>3.5</b>	<b>7</b>	<b>1.8</b>	<b>54</b>	<b>26/168</b>	<b>86.9</b>
<b>OPPONENTS</b>	<b>410</b>	<b>247</b>	<b>2859</b>	<b>60.2</b>	<b>6.97</b>	<b>9</b>	<b>2.2</b>	<b>11</b>	<b>2.7</b>	<b>59</b>	<b>25/171</b>	<b>77.5</b>

# 2012 RAVENS DEFENSIVE STATS

from Press Box Stats

Name	Total	Solo	Assists	Sacks	Yds.	INT	Yds.	PD	FF	FR
Pollard, Bernard	82	60	22	2	14	1	0	5	0	0
Ellerbe, Dannell	78	57	21	4.5	29.5	0	0	2	0	0
McClain, Jameel	66	49	17	0	0	0	0	3	0	0
Lewis, Ray	57	44	13	1	0	0	0	1	1	1
Williams, Cary	52	49	3	1	9	4	90	10	0	0
Reed, Ed	42	37	5	0	0	3	44	10	0	2
Upshaw, Courtney	41	25	16	1.5	10	0	0	1	0	2
Ngata, Haloti	40	28	12	4	35	0	0	1	0	0
Kruger, Paul	31	25	6	5.5	30.5	1	0	5	1	0
Jones, Arthur	30	16	14	2	15	0	0	0	1	0
McClellan, Albert	30	20	10	0	0	0	0	2	0	2
Smith, Jimmy	27	23	4	0	0	0	0	3	0	0
Webb, Lardarius	25	24	1	0	0	1	8	6	1	1
Graham, Corey	24	15	9	0	0	1	20	5	0	0
Kemoeatu, Ma'ake	19	9	10	0	0	0	0	1	0	0
Cody, Terrence	18	10	8	0	0	0	0	0	0	0
Suggs, Terrell	17	12	5	2	15	0	0	4	0	0
McPhee, Pernel	16	14	2	0.5	6	0	0	0	0	0
Ihedigbo, James	8	5	3	1	7	0	0	0	0	0
Tyson, DeAngelo	6	2	4	0	0	0	0	2	0	0
Ayanbadejo, Brendon	5	4	1	0	0	0	0	1	0	0
Brown, Chykie	5	4	1	0	0	0	0	2	0	0
Hall, Brian	3	1	2	0	0	0	0	0	0	0
Bynes, Josh	1	1	0	0	0	0	0	0	0	0
Johnson, Chris	1	1	0	0	0	0	0	0	1	0
Kindle, Sergio	1	1	0	0	0	0	0	0	0	0
<b>Totals</b>	<b>725</b>	<b>536</b>	<b>189</b>	<b>25</b>	<b>171</b>	<b>11</b>	<b>162</b>	<b>64</b>	<b>5</b>	<b>8</b>

# 2012 RAVENS SPECIAL TEAMS STATS

from Press Box Stats

Name	Total	Solo	Assists	FF	FR	Blocked Kicks
Ayanbadejo, Brendon	11	9	2	0	1	0
Allen, Anthony	10	9	1	0	0	0
Brown, Chykie	8	7	1	0	0	0
Graham, Corey	6	6	0	1	0	0
Considine, Sean	5	4	1	0	0	0
McCellan, Albert	5	5	0	0	0	0
Ihedigbo, James	4	4	0	0	0	0
Ellerbe, Dannell	3	3	0	1	0	0
Williams, LaQuan	3	3	0	0	0	0
Bynes, Josh	2	0	2	0	0	0
Dickson, Ed	1	1	0	0	0	0
Jackson, Asa	1	1	0	0	0	0
Koch, Sam	1	1	0	0	0	0
Levine, Anthony	1	1	0	0	0	0
Smith, Jimmy	1	1	0	0	0	0
Tucker, Justin	1	1	0	0	0	0
McClain, Jameel	0	0	0	0	1	0
<b>Totals</b>	<b>63</b>	<b>56</b>	<b>7</b>	<b>2</b>	<b>2</b>	<b>0</b>

## 2012 SINGLE-GAME BESTS

- Tackles:** 14 by Ray Lewis vs. Dal. (10/14) and vs. Cin. (9/10)
- Sacks:** 2 by Arthur Jones at SD (11/25) and Paul Kruger vs. Oak. (11/11)
- Tackles For Loss:** 3 by Arthur Jones at SD (11/25) and Paul Kruger at KC (10/7)
- Interceptions:** 1 by six different players
- Passes Defensed:** 3 by Corey Graham at Pit. (11/18), Ed Reed at Cle. (11/4) and Lardarius Webb vs. Cle (9/27)
- Forced Fumbles:** 1 by five different players
- Fumble Recoveries:** 1 by five different players
- Special Teams Tackles:** 3 by Anthony Allen vs. Oak. (11/11), Corey Graham at Hou. (10/21) and Brendon Ayanbadejo at Phi. (9/16)