



BALTIMORE RAVENS PRESS RELEASE

UNDER ARMOUR PERFORMANCE CENTER | 1 WINNING DRIVE | OWINGS MILLS, MD 21117 | PH: 410-701-4000



NFL WEEK 11: RAVENS (7-2) AT STEELERS (6-3)



SUNDAY, NOV. 18, 2012 • 8:20 P.M. ET • HEINZ FIELD (65,500)

JUST THE FACTS

• In an unusual bit of scheduling, the Baltimore Ravens and Pittsburgh Steelers will play twice in the next three weeks. This Sunday, Nov. 18, the Ravens meet AFC North rival Pittsburgh at Heinz Field. Game time for the NBC-TV special is 8:20 p.m. ET. (The two teams meet again on Dec. 2.) The Ravens, who have won two in a row and six of their last seven, are 7-2. The Steelers are 6-3 after winning at home in overtime (16-13) against Kansas City on Monday night.

• Baltimore scored the most points in franchise history, beating the Raiders, 55-20, last Sunday at M&T Bank Stadium. (It was the Ravens', who are in a stretch of playing five road contests in seven games, only November home game.) QB Joe Flacco threw 3 TD passes – a 5-yarder to TE Dennis Pitta and 2 to WR Torrey Smith (47 and 20 yards) – and ran for another (1 yard). The Ravens also scored 2 TDs on special teams, with P Sam Koch scoring on a 7-yard fake FG and WR Jacoby Jones racing 105 yards on a KOR. Baltimore tipped 6 QB Carson Palmer passes near/at the line of scrimmage. OLB Paul Kruger grabbed an INT off a tipped pass and sacked him twice. Palmer, however, produced good numbers, completing 29 of 45 for 368 yards and 2 TDs.

• Baltimore, which has won 11-consecutive AFC North games, leads the division. The Ravens last divisional loss was against the Steelers on Dec. 5, 2010, when Pittsburgh won at M&T Bank Stadium, 13-10. The Steelers currently trail the Ravens in division play, while the Bengals are third at 4-5 and the Browns are 2-7.

• The Ravens are in a stretch of games that includes four road contests in five outings. After Sunday's battle in Pittsburgh, the Ravens go to San Diego on Nov. 25. They return back to Baltimore for the rematch with the Steelers on Dec. 2, before playing at the Redskins on Dec. 9.

MEDIA/PRACTICE SCHEDULE

Wed.	Nov. 14	11:45 a.m. Coach Harbaugh/Key Players at Podium 11:45 a.m. Open Locker Room 1:20 p.m. Practice/Media Viewing
Thurs.	Nov. 15	11:45 a.m. Three Coordinators/Open Locker Room 1:20 p.m. Practice/Media Viewing
Fri.	Nov. 16	11 a.m. Practice/Media Viewing 12:15 p.m. Coach Harbaugh/Open Locker Room

WEDNESDAY CONFERENCE CALLS

Ravens: OLB Terrell Suggs at 11:45 a.m.; John Harbaugh at 12 p.m.
Steelers: QB Byron Leftwich at 12:20 p.m.; Mike Tomlin at 12:40 p.m.

GAME'S BROADCAST CREWS

Local Radio: WBAL Radio (1090 AM) / 98 Rock (97.9 FM)

- Gerry Sandusky (play-by-play)
- Stan White (analyst) - Qadry Ismail (analyst)

National Radio: Dial Global Sports

- Dave Sims (play-by-play) - James Lofton (analyst)
- Rod Woodson (sideline)

TV: NBC - Sunday Night Football / WBAL (Ch. 11)

- Al Michaels (play-by-play) - Cris Collinsworth (analyst)
- Michele Tafoya (sideline)

HARBS SAYS

"We haven't played our best, and we are getting better. That's what we're excited about. We believe that we'll keep improving; that's our history. We've improved – we're better at the end of the year than we are at the beginning. A team is a living, breathing organism, and it changes week to week and even day to day. We might be seeing more changes this season, because we are playing a lot of young players who can get better with almost every snap."

INJURY REPORT

Three starters on defense did not play against the Raiders this past Sunday: Pro Bowl DT Haloti Ngata (shoulder), CB Jimmy Smith (abdominal) and DE Pernell McPhee (thigh), who missed his second-consecutive game. There were no new injuries reported after the Oakland game. Starting defenders ILB Ray Lewis (triceps) and CB Lardarius Webb (knee) are on Injured Reserve. Lewis is designated for return. Others on the IR list are: RB Damien Berry (neck/shoulder), LB Ricky Brown (head), S Emanuel Cook (leg), OLB Michael McAdoo (Achilles), DT Ryan McBean (ankle) and WR Tommy Stretter (foot). WR/RS David Reed (knee) is on the PUP list.

NOTE THE QUOTE

S BERNARD POLLARD ON THE RAVENS' DEFENSE

"We can't be caught up in the talk about, 'They're not the 2000 Ravens' defense. They're not the 2011 defense.' We're not. We're the 2012 Ravens. We have to play and do what we do best. We've had times when we've gone out and tried to do too much. Can't do that. Some of us didn't use the right technique. Can't do that either. We can't be anyone but who we are, and we have to make sure that's good enough. We are getting better. We know that."

WHAT'S GOING ON?



RAVENS VS. STEELERS IS PRIMETIME

This marks the seventh time in the last eight seasons that a Ravens/Steelers matchup will be featured on primetime TV, with five of those games played in Pittsburgh. And, why not? The games are usually dramatic and significant to AFC North/playoff final standings.

Here are some fun facts on recent Baltimore/Pittsburgh showdowns:

- Five of the last six games have been decided by three points.
- In each of the last two seasons, the Ravens and Steelers have produced 12-4 records; Ravens won the AFC North in 2011 and Steelers did in 2010. In 2009, the Bengals won the division with a 10-6 mark when the Ravens and Steelers each went 9-7 with Baltimore earning the Wild Card playoff spot.
- Over the last three seasons, the Ravens have won four of six games, including three of the last four and two in a row.
- Ravens won the last two regular season games at Heinz Field, with QB Joe Flacco throwing game-winning TDs in the final minute of play: 26 yards to WR Torrey Smith on 11/6/11 with 18 seconds left (23-20) and 18 yards to WR T.J. Houshmandzadeh on 10/3/10 with 32 seconds remaining (17-14).

2012 TEAM INFORMATION

SCHEDULE/RESULTS

Date	Opponent	Time/Result
Mon. Sept. 10	Cincinnati Bengals	W 44-13
Sun. Sept. 16	at Philadelphia Eagles	L 23-24
Sun. Sept. 23	New England Patriots	W 31-30
Thurs. Sept. 27	Cleveland Browns	W 23-16
Sun. Oct. 7	at Kansas City Chiefs	W 9-6
Sun. Oct. 14	Dallas Cowboys	W 31-29
Sun. Oct. 21	at Houston Texans	L 13-43
Sun. Nov. 4	at Cleveland Browns	W 25-15
Sun. Nov. 11	Oakland Raiders	W 55-20
Sun. Nov. 18	at Pittsburgh Steelers	8:20 p.m. (NBC)
Sun. Nov. 25*	at San Diego Chargers	4:05 p.m.
Sun. Dec. 2	Pittsburgh Steelers	4:15 p.m.
Sun. Dec. 9*	at Washington Redskins	1:00 p.m.
Sun. Dec. 16*	Denver Broncos	1:00 p.m.
Sun. Dec. 23	New York Giants	1:00 p.m.
Sun. Dec. 30*	at Cincinnati Bengals	1:00 p.m.

All Times Eastern *Flexible Scheduling

NOTE OF THE WEEK I

Since **John Harbaugh** started coaching the Ravens in 2008, Baltimore has produced a 20-7 record in AFC North play. That ranks as the NFL's third-best mark by a team vs. its division over the past four-plus seasons. Impressively, the Ravens have won 11-straight division games, ranking as the NFL's longest such active streak.


NFL'S BEST RECORDS VS. OWN DIVISION (Since 2008)

Rk.	Team	Record	Pct.
1.	New England Patriots	21-6	.778
2.	Green Bay Packers	19-6	.760
3.	Baltimore Ravens	20-7	.741

CONSECUTIVE WINS VS. OWN DIVISION (Longest Active NFL Streaks)

Rk.	Team (Division)	Wins
1.	Baltimore (AFC North)	11
2.	Green Bay (NFC North)	8
3.	New England (AFC East)	7

SPOTLIGHT: TERRELL SUGGS



Pos: OLB **Ht:** 6-3 **Wt:** 260 **Exp. (NFL/Ravens):** 10/10
College: Arizona State **Hometown:** Chandler, AZ

What drove you to get back when you were hurt?
 "Seeing my team go to battle without me. I am a football player; that's what I've been since I was eight years old. This offseason was the one time I was told I couldn't play the game I love. When you're playing the game every year since you were eight, and you're finally told you can't play, it's heartbreaking."

What did your injury teach you? "In some ways, the injury was a gift from God. It opened my eyes to a lot of things I didn't appreciate – one was myself. Sometimes you don't realize what you mean to a team, to teammates, even to fans. Before, I took things for granted – like going to work, practice, playing with my kids. I appreciate more now."

Why do you like playing at Heinz Field so much? "Because I'm the bad guy. I like being the bad guy. I like playing against a good team at a very highly-driven stadium. Their following is ridiculous. There are Steelers fans that have never lived or been to a Steelers' game. To be a part of that atmosphere, that's what professional football is about."

You seem to like playing the villain. Who is your favorite villain?
 "Heath Ledger as the Joker in 'The Dark Knight' was off the chain. I like him. Also, Keyser Soze from 'The Usual Suspects.'"

What movie does the Ravens/Steelers rivalry remind you of? "It has to be something war-like, because it is always a battle and one where both sides fare equally. I'd say it's like Achilles and Prince Hector in 'Troy.' Both teams never give up and lay it all on the line on the field."

What is the most underrated movie? "I was going to say 'Juno,' but it got an Academy Award. Even though 'The Black Swan' got an Academy Award, it's highly underrated. 'Inception' is highly underrated as well; that blew my mind. Others that come to my mind are 'Antwone Fisher' and 'Finding Forrester.'"

Which of your teammates would make the best actor? "Haloti Ngata is a pretty good actor. He has a very joking personality. He is fun to be around. He would play a big brother comedic role. He'd be like the modern day Chet from 'Weird Science.' I know Haloti could do that."

If you could play one character in movie history, who would it be?
 "I would be Frank Lucas, who was played by Denzel Washington in 'American Gangster.' Either that or Bane in 'The Dark Knight Rises.' Once again, the villain; I can't seem to get away from it."

NOTE OF THE WEEK II

The Ravens' 11-game divisional winning streak ranks as the NFL's second-best since 2002 division realignment. With a win Sunday, Baltimore can tie Indy (2004-06) for the best such division streak.

LONGEST DIVISIONAL WIN STREAKS SINCE DIVISION REALIGNMENT IN 2002

Team	Division Win Streak	Years
Indianapolis Colts	12	2004-06
Baltimore Ravens	11	2010-present
Seattle Seahawks	10	2004-06
Philadelphia Eagles	10	2003-04

NUMBERS TO RAVE ABOUT

7

Turnovers (5 INTs & 2 FRs) the Ravens' defense has forced on third down, tied (NE) for second most in the NFL.

8

Passing TDs the Ravens' defense has allowed this season, tying (Chi. & SF) for the NFL's fewest.

36.1

Red zone TD percentage by Ravens opponents, scoring just 13 TDs on 36 possessions, giving Baltimore the NFL's No. 1 red zone defense.

60.1

Passer rating that Ravens opponents own on third down, ranking as the NFL's third-best defensive mark. Baltimore has only permitted 2 passing TDs on third down, tied (GB, Jax. & SF) for the NFL's second fewest.

2012 AFC NORTH STANDINGS

Teams	W	L	T	Home	Road	Div.	Con.	PF	PA	Streak
Baltimore	7	2	0	5-0	2-2	3-0	6-1	254	196	Won 2
Pittsburgh	6	3	0	4-0	2-3	1-0	3-3	207	177	Won 4
Cincinnati	4	5	0	2-3	2-2	1-3	2-5	220	231	Won 1
Cleveland	2	7	0	2-3	0-4	1-3	2-5	169	211	Lost 1

QUOTH THE RAVENS

BALTIMORE



FOOTBALL

“You could fill the entire ‘best games’ section with divisional battles, be it this one or Green Bay-Chicago or New England-New York Jets or whatever other traditional rivalry you like. However, there is something transcendent, almost medieval, about the Steelers and the Ravens going at it. It’s football the way purists love, from the hard hitting of the defenses to Ben Roethlisberger’s and Joe Flacco’s slinging throws. As it stands today, this is the best rivalry game in football. Someday that will change. Until then, enjoy this one.”

- *YahooSports.com*’s Jason Cole on the Ravens-Steelers rivalry

ESPN.com’s Dave Fleming on the Ravens-Steelers rivalry:

“You know, it’s a real, honest-to-goodness, old-fashioned, bare-knuckle, back-alley brawl of a rivalry that’s the best in the NFL, if not all sports. ... Steelers-Ravens is all about will. It’s about attrition, violence and sheer force. You’ll flip the channel during Pats-Jets because you’re bored watching a team that can’t pass the ball (NY) go up against a team that can’t defend the pass (NE). You’ll change channels during Steelers-Ravens just to catch a break from the carnage.”

NFL Network’s Willie McGinest on the Ravens-Steelers rivalry:

“When you talk about a rivalry, you talk about the Pittsburgh Steelers and the Baltimore Ravens. The one thing you talk about is trash-talking, smash-mouth, hard-hitting football games. These guys are going out there, and they genuinely do not like each other. So, you know that these games are going to be action-packed from the start to the end.”

NFL.com’s Ian Rapoport on the Ravens and Steelers drafting to their style of play:

“The Steelers and Ravens really got it going. ... Both teams essentially play street fights on the field. Legally and without weapons and all, but you know what I mean. I basically cringe most of the time watching them play because of how hardcore it is, especially when they’re playing one another. And they draft into it. They know that’s their identity and go over it.”

The Sporting News’ Vinnie Iyer on the Ravens-Steelers rivalry:

“The mood between these AFC North cutthroats could be described as ‘extreme dislike.’ Trash-talking leads to hate, and hate leads to the dark side where everyone who plays in this matchup comes out with black eyes. The Steelers, with their two recent Super Bowl wins, had been used to being the division bully, but the Ravens knocked them around for a sweep last season. Although Flacco vs. Roethlisberger is nice, we prefer the naughty of the defenses hard at work.”

RB Ray Rice on the Ravens-Steelers rivalry:

“It’s old-fashioned, old-school, hard-hitting and physical. We don’t like them, but at the same time, we’ve got a lot of respect for them. It’s always one of those things where each team knows just how much is on the line.”

NFL Network analyst Mike Mayock on QB Joe Flacco:

“We’ve spent time with Joe [Flacco], and I perceive a change in him. He’s won since Day One with the Ravens, but he’s more confident now. They’re confident in him, too, and the improved offense reflects all of that. He can make every throw. He can bring his team from behind. The question becomes, ‘Can they win a Super Bowl with Joe?’ And the answer is an emphatic, ‘Yes!’”

Bengals T Andrew Whitworth on OLB Terrell Suggs:

“If you could get the Madden game and design your own player, it would be hard to say that you would design anyone that wouldn’t look like ‘T-Suggs.’ He’s got it all: He’s ripped-up, he’s big, he’s fast, he’s strong, he is intimidating-looking, and he plays the same way. I think I’d create him about 11-times over for my defense. He’s the guy that you wouldn’t want to have to square off in a small area with, that’s for sure. I think that’s why he’s special, why he’s a Pro Bowler year-in and year-out, because he’s one of those ultimate talents.”

John Harbaugh on the Ravens’ win over Oakland and looking ahead to playing at Pittsburgh:

“This game stands on its own. We’ve known it’s on the schedule. They’ve known it’s on the schedule. We are excited to go play this game. We feel like we are in a position where we want to be to play them. ... Momentum helps. Confidence is a good thing. You could talk about confidence, but confidence is really built by playing well, right? You prove to yourself that you can do well and become more confident, so that’s got to be a plus for us.”

NOTES / OPPONENT INFO

2012 NFL RANKINGS

OFFENSE

Category	--Ravens--		--Steelers--	
	Stats	Rank	Stats	Rank
Total Offense	354.1	16t	354.1	16t
Rush Offense	104.9	20	103.8	21
Pass Offense	249.2	13	250.3	11
Points Per Game	28.2	4	23.0	18
3rd-Down Off. %	36.1	20	49.6	1
4th-Down Off. %	37.5	24t	50.0	19t
Red Zone Off. (TD%)	65.5	5	50.0	19

DEFENSE

Category	--Ravens--		--Steelers--	
	Stats	Rank	Stats	Rank
Total Defense	390.2	27	265.7	1
Rush Defense	132.0	26	94.6	6
Pass Defense	258.2	26	171.1	1
Points Per Game	21.8	13	19.7	7
3rd-Down Def. %	40.9	23	38.3	16
4th-Down Def. %	50.0	11t	85.7	29
Red Zone Def. (TD%)	36.1	1	55.6	19t

TEAM

Category	--Ravens--		--Steelers--	
	Stats	Rank	Stats	Rank
Turnover Ratio	+9	7	even	14t
Penalties	70	29	57	12t
Penalty Yards	618	31	604	30

SERIES HISTORY

- **All-Time Series:** Steelers lead regular season, 18-14 (3-0 playoffs).
- **In Pittsburgh:** Ravens are 6-10 in regular season (0-3 postseason).
- **Current Streak:** Ravens have won two straight.

SERIES RESULTS SINCE 2008

Date	Location	Result	Attendance
09-29-08	Pittsburgh	Steelers, 23-20 (OT)	64,038
12-14-08	Baltimore	Steelers, 13-9	71,502
01-18-09**	Pittsburgh	Steelers, 23-14	65,350
11-29-09	Baltimore	Ravens, 20-17 (OT)	71,314
12-27-09	Pittsburgh	Steelers, 23-20	64,068
10-03-10	Pittsburgh	Ravens, 17-14	64,729
12-05-10	Baltimore	Steelers, 13-10	71,418
01-15-11^^	Pittsburgh	Steelers, 31-24	64,879
09-11-11	Baltimore	Ravens, 35-7	71,434
11-06-11	Pittsburgh	Ravens, 23-20	64,851

** AFC Championship ^^ Divisional Playoff

All-Time Series Results on Page 311 of Ravens Media Guide

2012 TALE OF THE TAPE

Category	Ravens	Steelers
Record	7-2	6-3
Current Streak	Won 2	Won 4
Points Scored	254	207
TDs Scored	29	21
Rushing TDs Scored	12	4
Passing TDs Scored	13	17
TDs on Returns	4	0
Points Against	196	177
TDs Allowed	18	19
Rushing TDs Allowed	9	6
Passing TDs Allowed	8	11
TDs Allowed by Return	1	2
Time of Possession Avg.	26:46	34:16
KOR Avg. For.	29.8	27.8
KOR Avg. Against	23.0	25.9
PR Avg. For	7.8	9.0
PR Avg. Against	7.4	7.9
Sacks	16	16
Sacks Allowed	19	19
Interceptions	10	5
Interceptions Thrown	7	4

STEELERS SNAPSHOT

Overview: The 6-3 Steelers, winners of four straight, have won seven consecutive contests at home (4-0 this season). Pittsburgh currently ranks second in the AFC North, one game behind Baltimore.

Mike Tomlin: In his sixth season as head coach, Tomlin has compiled a 61-28 regular season record. He has guided Pittsburgh to five winning seasons, four playoff berths, three division crowns and two Super Bowl appearances. Tomlin is one of only seven coaches in league history to win a Super Bowl within his first two seasons as an NFL head coach, and he became the youngest head coach in NFL history to coach in and win a Super Bowl when he led the Steelers to a 27-23 victory over Arizona in Super Bowl XLIII.

Offense: QB **Ben Roethlisberger** has completed 209 of 316 passes for 2,287 yards, 17 TDs and 4 INTs. He left Monday night's game with a shoulder injury and did not return. TE **Heath Miller** (43 receptions, 431 yards, 6 TDs) and WR **Mike Wallace** (42 receptions, 539 yards and 6 TDs) lead the Steelers' aerial assault.

Defense: The Steelers' defense ranks first in the NFL (265.7 ypg), also owning the top-ranked pass defense (171.1 ypg). The unit has forced 9 take-aways, tied for the NFL's second fewest, with LB **Lawrence Timmons** leading the way with 2 INTs. Three different players have each recorded 3 sacks for a unit that has amassed 16 QB drops.

LAST WEEK: BAL. 55, OAK. 20

Scoring the most points in franchise history, the Ravens topped the visiting Raiders, 55-20, last Sunday at M&T Bank Stadium. QB **Joe Flacco** threw 3 TD passes and ran for a fourth, while Baltimore's special teams provided 2 TDs. The Ravens took a 10-0, first-quarter lead on a 48-yard K **Justin Tucker** field goal and Flacco's 1-yard TD dive. After an Oakland FG (K Sebastian Janikowski, 32 yards), the Ravens extended the lead to 20-3 on a Flacco-to-TE **Dennis Pitta** 5-yard TD toss and another Tucker FG (34 yards). Oakland fought back, cutting the lead to 10 (20-10) on a QB Carson Palmer-to-WR Darrius Heyward-Bey 55-yard TD throw with 1:37 left in the second quarter. But, the Ravens roared back with a quick 7-play, 80-yard TD drive that ended with a 7-yard RB **Ray Rice** score that gave the home team a 27-10 halftime lead. The Ravens scored again on the opening series of the second half when WR **Torrey Smith** grabbed a 47-yard TD strike from Flacco to make the score 34-10. After the Raiders scored on a Palmer-to-WR Denarius Moore 30-yard pass, Flacco hit Smith again with a TD throw (20 yards). After P **Sam Koch** scored from 7 yards on a fake FG, the Ravens enjoyed a 48-17, third-quarter advantage. Janikowski added a 47-yard FG, and Baltimore's WR/RS **Jacoby Jones** returned a kickoff 105 yards for the game's final tally. Flacco completed 21 of 33 for 341 yards with 3 TDs and 1 INT for a 115.8 QB rating. Palmer, who was sacked 3 times and had 6 passes tipped near or at the line of scrimmage, was 29-of-45 for 368 yards (95.4 rating). OLB **Paul Kruger** intercepted Palmer and sacked him twice.

NOTES / OPPONENT INFO

STANDOUTS VS. STEELERS

WR ANQUAN BOLDIN

G	Rec.	Yds	Avg.	LG	TDs	1st	25+
5	31	466	15.0	61	3	23	3

• As a Raven (four games), Boldin averages 87.0 receiving yards per game vs. Pittsburgh (23-348).

QB JOE FLACCO

Record	Att.	Cmp.	Pct.	Yds	TDs	INT	Rate
4-4	265	149	56.2	1,808	10	4	83.7

• In his last three games vs. Pittsburgh, Flacco has averaged 263.3 passing yards per contest, throwing 5 TDs and 0 INTs.

• Flacco has produced 12 game-winning drives in the fourth quarter/OT during his career, with three of those coming against the Steelers (11/29/09 vs. Pit., 10/3/10 at Pit. & 11/6/11 at Pit.).

• Last season, Flacco was 28-of-47 for 300 yards and 1 TD in the Ravens' thrilling comeback victory (23-20) at Pittsburgh (11/6/11).

RB RAY RICE

G	Att.	Yds	Avg.	LG	TDs	1st	10+
7	104	431	4.1	36	2	17	10

• Rice has also added 18 catches for 193 yards (10.7 average) and 1 TD against the Steelers. He has averaged 89.1 yards from scrimmage per game vs. Pittsburgh.

• Since 2009, Pittsburgh has allowed just six 100-yard rushers. Rice has produced two of those performances (141 at Pittsburgh on 12/27/09 and 107 on 9/11/11 in Baltimore).

OLB TERRELL SUGGS

G	TT	Solo	AS	INT	TD	FF	FR	Sk-Yds	PD
17	82	54	28	2-0	0	3	2	13.5-104.5	6

• Suggs' 13.5 career sacks (regular season) against the Steelers are the most he has against any opponent and the most any active NFL player has compiled vs. Pittsburgh.

• On 9/11/11, Suggs posted a 3-sack, 2-FF performance against Pittsburgh. He also had 5 tackles (all solo).

• Suggs has sacked QB Ben Roethlisberger 15.5 times (including playoffs), the most any NFL defender has dropped the QB.

• Including playoffs, Suggs has totaled 18.5 sacks vs. Pittsburgh.

RAVENS ON PRIMETIME

ALL-TIME (SINCE 1996)

Overall Record	23-23
Sunday Record	12-10
Monday Record	8-9
Thursday Record	2-3
Saturday Record	1-1

HARBAUGH ERA (SINCE 2008)

Overall Record	12-6
Sunday Record	5-2
Monday Record	4-3
Thursday Record	2-1
Saturday Record	1-0

A BLUE COLLAR BATTLE

BALTIMORE-PITTSBURGH BREAKDOWN (Last Eight Regular Season Games / Since 2008)

Stats	Ravens	Steelers
Wins	4	4
Points Per Game	19.3	16.3
Total Yards Per Game	311.4	291.8
Rush Yards Per Game	109.0	79.4
Pass Yards Per Game	202.4	212.4
Turnover Ratio	+5	-5

KEY CONNECTIONS

Pro Connections

• Both Ravens head coach **John Harbaugh** and Steelers defensive coordinator **Dick LeBeau** began their NFL coaching careers as special teams coaches for the Philadelphia Eagles – Harbaugh from 1998-2006 and LeBeau from 1973-75.

• Steelers defensive assistant **Jerry Olsavsky** finished his 10-year NFL playing career as a LB with the Ravens in 1998. He appeared in nine games for Baltimore, registering 13 tackles (9 solo) and 1 FF.

• Steelers DBs coach **Carnell Lake** was a member of the Ravens in 2001, his final NFL season.

• Ravens Northeast area scout **Andy Weidl** spent two years (1998-99) with the Steelers as a player personnel assistant.

College Connections

• When Ravens general manager and executive vice president **Ozzie Newsome** played college football at Alabama (1974-77), Steelers assistant head coach **John Mitchell** was the D-line coach for the Crimson Tide (1973-76). Mitchell was also the first African American to play for Alabama, earning All-American honors. Mitchell then recruited Newsome to the Tide.

• Steelers LB **James Harrison**, who spent time on the Ravens' practice squad early in his career, played collegiately at Kent State from 1999-2001 when Ravens defensive coordinator **Dean Pees** was the head coach for the Golden Flashes. Harrison was named the team's Outstanding Defensive Player in 2000 and 2001.

• Ravens T **Michael Oher** played on the Ole Miss offense with Steelers WR **Mike Wallace** for their entire collegiate careers (2005-08). The two remain close friends and talk on a weekly basis.

• Ravens head coach **John Harbaugh** coached the tight ends at the University of Pittsburgh during the 1987 season.

• Ravens QB **Joe Flacco** played at the University of Pittsburgh from 2003-04 before transferring to the University of Delaware.

• Ravens wide receivers coach **Jim Hostler** was born in Pittsburgh and went on to play collegiately (1986-89) for Indiana (PA) before coaching at this alma mater from 1990-92 and 1994-99.

Hometown/High School Connections

• Several members of the Ravens hail from the state of Pennsylvania: owner **Steve Bisciotti** (born in Philadelphia), team president **Dick Cass** (Mercersburg), secondary coach **Teryl Austin** (Sharon), WRs coach **Jim Hostler** (Pittsburgh), director of player development **Harry Swayne** (Philadelphia), G/C **Gino Gradkowski** (Pittsburgh), LB **Jameel McClain** (Philadelphia) and RB **Bernard Pierce** (Ardmore).

DEFENSIVE TRADITION

Since **John Harbaugh** became head coach of the Ravens in 2008, the respective defenses of the Steel City and Charm City have ranked among the NFL's top units. Here is how each ranks in total defense and points allowed dating back to the '08 campaign:

TOTAL DEFENSE (Yards Allowed Since 2008)	POINTS PER GAME (Fewest Allowed Since 2008)
1. Pittsburgh 271.9	1. Pittsburgh 16.2
2. New York Jets 302.8	2. Baltimore 16.9
3. Baltimore 304.4	3. San Francisco 18.7

RAVENS TEAM NOTES

2012 HONOR ROLL

QB JOE FLACCO

AFC Offensive Player of the Week (Week 1)

• Flacco completed 21 of 29 passes (72.4 percent) for 299 yards, 2 touchdowns and 0 interceptions posting a 128.4 rating in Week 1's 44-13 win over the Cincinnati Bengals on Monday Night Football.

• Flacco led a Ravens' offense that posted an AFC-best in total yards (430) and average yards per play (7.4) in Week 1. Flacco's 299 passing yards ranked second in the AFC in Week 1.

• This marked Flacco's second-career Offensive Player of the Week Award. He previously won the award in 2008 (Week 9).

FedEx Air NFL Player of the Week (Week 3)

• Flacco completed 28 of 39 passes for 382 yards and 3 touchdowns in the Ravens' 31-30 victory over New England. The 382 yards marked the third-highest output of his career and the fourth-best mark in team history.

• Flacco marched the Ravens on a 7-play, 70-yard drive to set up **K Justin Tucker's** 27-yard game-winning FG as time expired. It marked Flacco's 11th-career game-winning drive in the fourth quarter or overtime (12th including postseason).

WR/RS JACOBY JONES

AFC Special Teams Player of the Week (Week 6)

• In Week 6's victory vs. Dallas, Jones posted an NFL-record 108-yard KOR-TD, tying Ellis Hobbs and Randall Cobb for the longest in NFL history. Jones' score marks his 5th-career return TD (3 PR and 2 KOR).

• Jones had 3 KORs for 159 yards (53.0 avg.), earning his fourth-career Special Teams Player of the Week honor.

WR TORREY SMITH

GMC Never Say Never Moment of the Week (Week 3)

• Smith played through the pain of losing his younger brother, Tevin Jones, less than 24 hours before game time, catching 6 passes for 127 yards and 2 TDs in the Ravens' 31-30 come-from-behind win over New England.

• Sunday morning started with the devastating news that his brother had died in a motorcycle accident. But Smith, despite permission to sit out Sunday night's game, wanted to play.

G MARSHAL YANDA

Pro Football Weekly Mid-Season All-Pro Team

Sports Illustrated (Peter King) Mid-Season All-Pro Team

• Yanda, who earned his first Pro Bowl honors in 2011, has helped the Ravens average 28.2 points per game this season, good for the NFL's fourth-best mark entering Week 11.

CONSISTENT WINNERS

68

Consecutive games played by the Ravens without having a losing record, the NFL's longest such active streak. Baltimore has not been below .500 since starting 2-3 in 2008. Houston & San Francisco own the next best active streak at 25 games of being at .500 or above.

7-2 FOR SECOND TIME

Baltimore is off to a 7-2 start for just the second time in team history (2006's 13-3 campaign) and for the first time under head coach **John Harbaugh**. Here are the Ravens' all-time best starts after nine games and their final corresponding record:

RAVENS BEST RECORDS AFTER NINE GAMES (Franchise History)

Year	First 9 Games	Final Record	Playoff Result
2012	7-2	n/a	n/a
2006	7-2	13-3	Lost Div.
2011	6-3	12-4	Lost AFC Champ.
2010	6-3	12-4	Lost Div.
2008	6-3	11-5	Lost AFC Champ.
2004	6-3	9-7	Missed Playoffs

CONFERENCE STANDOUTS

The Ravens have won eight of their last nine games against AFC foes (and 12 of their last 14). Under head coach **John Harbaugh**, Baltimore is 39-16 in conference play, ranking as the AFC's second-best such mark since 2008.

BEST RECORDS IN CONFERENCE PLAY (Since 2008)

Rk.	Team	Record	Pct.
1.	New England Patriots (AFC)	39-15	.722
2.	Baltimore Ravens (AFC)	39-16	.709
3.	Green Bay Packers (NFC)	38-16	.704
4.	Pittsburgh Steelers (AFC)	37-17	.685
5.	Atlanta Falcons (NFC)	35-18	.660

RECORD VS. SUB-.500 TEAMS

28-5

The Ravens' record during the **John Harbaugh** Era (since 2008) vs. teams with sub-.500 records.

RAVENS ARE RESILIENT

Baltimore has a strong history of bouncing back after a defeat. Under head coach **John Harbaugh** (since 2008), the Ravens have posted an 18-4 record in games that immediately follow a loss. Baltimore has won 15-straight games that come the week after a loss.

RECORDS IN GAMES IMMEDIATELY FOLLOWING A LOSS (John Harbaugh Era / Since 2008)

Rk.	Team	Record	Pct.
1.	Atlanta Falcons	18-3	.857
2.	New England Patriots	16-3	.842
3.	Baltimore Ravens	18-4	.818

CONSECUTIVE WINS FOLLOWING A LOSS (Longest Active NFL Streaks)

Rk.	Team	Wins
1.	Baltimore Ravens	15
2.	Pittsburgh Steelers	12
3.	Atlanta Falcons	10

RAVENS TEAM NOTES

LITTLE GIVE, PLENTY TAKE

Since head coach **John Harbaugh** took over the Ravens in 2008, Baltimore has compiled a +41 turnover margin, ranking as the NFL's third-best mark. (The Ravens are +9 in 2012.)

NFL'S TOP TURNOVER MARGIN (Since 2008)

Rk.	Team	Turnover Diff.	Take-Aways	Give-Aways
1.	Green Bay	+69	150	81
2.	New England	+68	145	77
3.	Baltimore	+41	137	96

MOST TAKE-AWAYS (Since 2008)

1.	Chicago	156
2.	Green Bay	150
3.	New England	145
4.	NY Giants	143
5.	Bal./NYJ	137

FEWEST GIVE-AWAYS (Since 2008)

1.	New England	77
2.	Green Bay	81
3.	Atlanta	92
4.	Baltimore	96
5.	San Francisco	101

TURNOVER TABLE SINCE 2000

Year	TA/TO	Plus/Minus	Record
2012	18/9	+9	7-2
2011	25/23	+2	12-4
2010	27/20	+7	12-4
2009	32/22	+10	9-7
2008	34/21	+13	11-5
2007	23/40	-17	5-11
2006	40/23	+17	13-3
2005	26/36	-10	6-10
2004	34/23	+11	9-7
2003	41/38	+3	10-6
2002	31/32	-1	7-9
2001	28/36	-8	10-6
2000	49/26	+23	12-4
Total	408/345	+63	123-78

Since 2000, here are the Ravens' records in a game:

When turnover ratio is +2 or better	61-2
When turnover ratio is +1 or better	87-5
When turnover ratio is even	18-16
When turnover ratio is negative	17-57

61-2

Since 2000, the Ravens own a 61-2 record when posting at least a +2 turnover margin in a game, with the only losses coming in 2010 in a 23-20 OT thriller at New England (10/17) and in Week 2 this season in a 24-23 dramatic game at Philadelphia (9/16).

2012 TURNOVER DIFFERENTIAL

The Ravens' +9 TO ratio ranks seventh in the NFL entering Week 11.

TURNOVER DIFFERENTIAL (2012 Season)

Rk.	Team	Take-Aways	Give-Aways	Turnover Diff.
1.	New England	23	7	+16
2.	Chicago	30	16	+14
3.	NY Giants	27	16	+11
	Tampa Bay	19	8	+11
5.	Atlanta	18	8	+10
	Houston	18	8	+10
7.	Baltimore	18	9	+9

HEATING UP IN THE COLD

Since the **John Harbaugh** Era began in 2008, Baltimore has compiled a stellar record in the combined months of November, December and January, going 29-10 overall (.744). Here are the top records down the stretch over the past few seasons:

BEST RECORDS IN NOVEMBER/DECEMBER/JANUARY (Since 2008)

Rk.	Team	Nov.	Dec./Jan	Overall	Pct.
1.	New England	11-7	17-2	28-9	.757
2.	New Orleans	15-2	12-7	27-9	.750
3.	Baltimore	15-5	14-5	29-10	.744

FINE AFTER NINE

The Ravens have started at 7-2 for just the second time in team history (2006's 13-3 campaign) and for the first time under head coach **John Harbaugh**. In 2006, Baltimore kicked off the year by producing a 9-2 mark.

RECORDS AFTER FIRST NINE GAMES SINCE 2010 (Season-By-Season & Total)

Rk.	Team	2010	2011	2012	Total
1.	Green Bay Packers	6-3	9-0	6-3	21-6
2.	Atlanta Falcons	7-2	5-4	8-1	20-7
3.	Baltimore Ravens	6-3	6-3	7-2	19-8
	Chicago Bears	6-3	6-3	7-2	19-8
	New England Patriots	7-2	6-3	6-3	19-8

2012 TOP RANKINGS

Player	Category	No.	AFC Rank	NFL Rank
Joe Flacco	Yards Per Attempt	7.54	2	9
Joe Flacco	Passing Yards	2,331	5	11
Joe Flacco	4th Quarter QB Rating	91.6	5	11
Jacoby Jones	Longest KOR	108t	1	1
Jacoby Jones	KOR Average	38.6	1	1
Jacoby Jones	KOR TDs	2	1	1
Haloti Ngata	Tackles by a DT	32	1t	4t
Ray Rice	Rushing TDs	7	2t	2t
Ray Rice	Receptions by a RB	35	1t	2t
Ray Rice	Scrimmage Yards	941	3	7
Ray Rice	Leading Scorers (Non Ks)	42	4t	8t
Ray Rice	Total First Downs	46	5	10
Ray Rice	Rushing Yards	657	6	13
Torrey Smith	Receiving TDs	7	3t	4t
Torrey Smith	Yards Per Catch Avg.	17.7	3	5
Torrey Smith	Leading Scorers (Non Ks)	42	4t	8t
Justin Tucker	Longest FG	56 yards	1	5
Justin Tucker	KO Touchbacks	32	3	5
Justin Tucker	Leading Scorers (Ks)	78	4	8
Cary Williams	Interceptions	4	1t	3t

RAVENS WINNING WAYS

2012 ESPN FRANCHISE RANKINGS

ESPN The Magazine's Ultimate Standings ranked the Baltimore Ravens as America's 11th-best U.S. professional sports franchise (and third-best NFL franchise). Using a four-part process to rank MLB, NBA, NFL and NHL franchises, ESPN conducted a fan survey that covered 25 topics, from "has players who act professionally on and off the field" to "makes it easy to buy tickets through the team website." Through *ESPN.com* and NetReflector (a Seattle opinion research company), fans of the four major leagues were then asked to rate their favorite clubs in each of these 25 areas. Receiving more than 56,000 responses, every franchise was rated on seven categories: title track, ownership, coaching, players, fan relations, affordability and stadium experience. Lastly, ESPN determined how efficiently teams convert dollars from fans into on-field performance, including postseason victories. These calculations were the basis for an eighth category: bang for the buck.

TOP U.S. SPORTS FRANCHISES (ESPN Franchise Rankings)

Rk. Franchise

- Oklahoma City Thunder
- Green Bay Packers
- San Antonio Spurs
- Indiana Pacers
- Memphis Grizzlies
- Phoenix Coyotes
- Tampa Bay Lightning
- New Orleans Saints
- Texas Rangers
- Arizona Diamondbacks
- Baltimore Ravens**
- Pittsburgh Steelers
- New Jersey Devils
- Nashville Predators
- Los Angeles Angels

TOP NFL FRANCHISES (ESPN Franchise Rankings)

Rk. Franchise

- Green Bay Packers
- New Orleans Saints
- Baltimore Ravens**
- Pittsburgh Steelers
- Houston Texans
- New England Patriots
- San Francisco 49ers
- Denver Broncos
- Carolina Panthers
- Atlanta Falcons
- Arizona Cardinals
- Seattle Seahawks
- New York Giants
- Detroit Lions
- Indianapolis Colts

JOHN HARBAUGH ERA (SINCE 2008)

PLAYOFF BERTHS

- Baltimore Ravens 4**
- Atlanta, Green Bay 3
- Indianapolis, New England . . . 3
- New Orleans, Philadelphia . . . 3
- Pittsburgh 3

TOTAL WINS

- Baltimore Ravens 56**
- New England Patriots . . . 56
- Pittsburgh Steelers 53
- New Orleans Saints 53
- Green Bay Packers 52

PLAYOFF WINS

- Baltimore Ravens 5**
- Pittsburgh Steelers 5
- Arizona, Green Bay 4
- New Orleans, NYG, NYJ . . . 4

PLAYOFF GAMES

- Baltimore Ravens 9**
- Pittsburgh Steelers 7
- Arizona, Green Bay 6
- New Orleans, NY Jets 6

CONF. TITLE GAMES

- Baltimore Ravens 2**
- New York Jets 2
- Pittsburgh Steelers 2
- Indianapolis Colts 1
- New England Patriots . . . 1

PLAYOFF ROAD WINS

- Baltimore Ravens 4**
- New York Jets 4
- Green Bay Packers 3
- New York Giants 2
- Philadelphia Eagles 2

REG. SEASON WIN %

- New England Patriots . .740
- Baltimore Ravens699**
- Atlanta Falcons699
- Pittsburgh Steelers699
- New Orleans Saints . . .671

REG. SEASON WINS

- New England Patriots . . 54
- Baltimore Ravens 51**
- Atlanta Falcons 51
- Pittsburgh Steelers 51
- New Orleans Saints 49

WINNINGEST FRANCHISES SINCE 2000

WINNING SEASONS

- New England Patriots . . 11
- Indianapolis Colts 10
- Baltimore Ravens 9**
- Green Bay, Philadelphia . . 9
- Pittsburgh 9

PLAYOFF BERTHS

- Indianapolis Colts 10
- New England Patriots . . . 9
- Philadelphia Eagles 9
- Baltimore Ravens 8**
- Green Bay, Pittsburgh . . . 8

PLAYOFF GAMES

- New England Patriots . . 22
- Philadelphia Eagles . . . 19
- Indianapolis Colts 18
- Pittsburgh Steelers 18
- Baltimore Ravens 17**

PLAYOFF WINS

- New England Patriots . . 16
- Pittsburgh Steelers 12
- Baltimore Ravens 10**
- New York Giants 10
- Philadelphia Eagles 10

REG. SEASON WIN %

- New England Patriots . . .721
- Pittsburgh Steelers . . .664
- Indianapolis Colts . . .662
- Green Bay Packers . . .627
- Philadelphia Eagles . . .619
- Baltimore Ravens . . .612**

REG. SEASON WINS

- New England Patriots . . 145
- Indianapolis Colts . . . 133
- Pittsburgh Steelers . . . 133
- Green Bay Packers . . . 126
- Philadelphia Eagles . . 124
- Baltimore Ravens . . . 123**

SUPER BOWL WINS

- New England Patriots . . . 3
- New York Giants 2
- Pittsburgh Steelers 2
- Baltimore Ravens 1**
- Green Bay, Indianapolis . . 1
- New Orleans, Tampa Bay . . 1

CONF. TITLE GAMES

- New England Patriots . . . 6
- Philadelphia Eagles 5
- Pittsburgh Steelers 5
- Baltimore Ravens 3**
- Indianapolis Colts 3
- New York Giants 3

RAVENS RANK IN TOP 3

The Ravens own a .557 all-time regular season winning percentage, posting a 147-117-1 record since their 1996 inception. That mark ranks third among pro football franchises since 1950, with only the Cowboys' .573 (452-337-6) and Dolphins' .570 (404-305-4) ranking better.

COACH HARBAUGH NOTES

COACH HARBS



In his fifth year as head coach, **John Harbaugh** has led Baltimore to a playoff berth in each of his first four seasons (marking a franchise first with four-consecutive postseason berths). **"Harbs" is the only head coach in NFL history to win a playoff game in each of his first four seasons.** He has led the Ravens to 51 regular season wins during this span, tying for second in the NFL, and he has guided the Ravens to two AFC Championship games (2008 & 2011). Harbs owns a 5-4 playoff record.

HEAD COACH SNAPSHOT (Baltimore Ravens: 2008-12)

- Reg. Season Record51-22
- at Home32-5
- on Road19-17
- vs. AFC39-16
- vs. AFC North20-7
- vs. Steelers (playoffs) . . . 4-4 (0-2)
- vs. NFC12-6
- Playoffs Record5-4
- Home Playoff Games1-0
- Road Playoff Games4-4

In his 2008 rookie campaign, the Ravens advanced to the AFC Championship game after winning at Miami (27-9) and at top-seeded Tennessee, 13-10. Pittsburgh, the eventual Super Bowl champion, stopped the Ravens, 23-14, in the AFC title matchup. In 2009, Baltimore dominated at New England, 33-14, in the Wild Card game before dropping a 20-3 contest at Super

Bowl-bound Indianapolis in the Divisional Round. After earning a 12-4 mark in 2010, the Ravens topped Kansas City (30-7) in the Wild Card playoff, becoming the only team to win at least one playoff game in each of the last three seasons. The Ravens then dropped a 31-24 Divisional Round contest at Pittsburgh, which advanced to the Super Bowl.

During the Harbaugh Era (since 2008)...

- Baltimore is the only NFL team to advance to the playoffs each of the last four years and the only team to have won at least one playoff game in each of those postseasons.
- The Ravens own a 51-22 regular season record. Including playoffs (5-4), they are 56-26 in the Harbaugh Era, tying for the NFL's most total wins since his Baltimore arrival.

NFL WINS / INCLUDING PLAYOFFS (Since Coach Harbaugh's Arrival in 2008)

Rk.	Team	Total Wins
1.	Baltimore Ravens	56
	New England Patriots	56
	Pittsburgh Steelers	56
4.	New Orleans Saints	53

NABBING FOUR STRAIGHT

In 2011, the Ravens clinched their fourth-consecutive postseason berth. In doing so, head coach **John Harbaugh** became just the fourth coach in NFL history (since 1970 merger) to guide his team to the playoffs in each of his first four seasons.

COACHES TO MAKE PLAYOFFS IN EACH OF FIRST FOUR SEASONS (Since 1970 Merger)

Coach (Team)	Seasons	Combined Reg. Season Record	Combined Playoff Rec.
John Harbaugh (Bal.)	2008-11	44-20	5-4
Bill Cowher (Pit.)	1992-95	43-21	3-4
John Robinson (LAR)	1983-86	40-24	2-4
Chuck Knox (LAR)	1973-76	44-11	3-4

TOPS AMONG ACTIVE COACHES

Among active head coaches with at least two full seasons of tenure, **John Harbaugh** ties for the NFL's best regular season winning percentage, going 51-22 (.699) in four-plus years.

ACTIVE HEAD COACH WINNING PERCENTAGE (Min. Two Full Seasons)

Rk.	Coach	Team	Years	Record	Pct.
1.	John Harbaugh	Baltimore	2008-12	51-22	.699
	Mike Smith	Atlanta	2008-12	51-22	.699
3.	Mike Tomlin	Pittsburgh	2007-12	61-28	.685
4.	Mike McCarthy	Green Bay	2006-12	69-36	.657
5.	Sean Payton	New Orleans	2006-11	62-34	.646

PLAYOFF MILESTONES

John Harbaugh is tied for the second-most playoff victories by a head coach in his first four seasons (since the 1970 merger).

MOST PLAYOFF WINS BY A HEAD COACH / FIRST FOUR SEASONS (Since 1970 Merger)

Coach (Team)	Playoff Wins	Seasons
Joe Gibbs (Was.)	6	1981-84
John Harbaugh (Bal.)	5	2008-11
Brian Billick (Bal.)	5	1999-2002
Tom Flores (Oak.)	5	1979-82
John Fox (Car.)	5	2002-05
Bill Parcells (NYG)	5	1983-86
George Seifert (SF)	5	1989-92
Barry Switzer (Dal.)	5	1994-97
Mike Tomlin (Pit.)	5	2007-10

COACHING RECORDS

John Harbaugh is the third head coach in Ravens history, producing a 51-22 record (5-4 playoffs) in four-plus seasons.

Coach	Seasons	Regular Season Record	Playoffs Record
John Harbaugh	2008-12	51-22	5-4
Brian Billick	1999-2007	80-64	5-3
Ted Marchibroda	1996-98	16-31-1	n/a

JOHN HARBAUGH SEASON-BY-SEASON

Year	Record	Playoffs (Final Result)
2012	7-2	n/a
2011	12-4	1-1 (lost in AFC Champ.)
2010	12-4	1-1 (lost in Divisional)
2009	9-7	1-1 (lost in Divisional)
2008	11-5	2-1 (lost in AFC Champ.)

HARBAUGH TIMELINE

Team	Position	Years
Baltimore Ravens	Head Coach	2008-12
Philadelphia Eagles	Secondary	2007
Philadelphia Eagles	Special Teams Coord.	1998-2006
Indiana University	DBs/Special Teams Coord.	1997
University of Cincinnati	Assistant Head Coach	1995-96
University of Cincinnati	TEs/OLBs/RBs/Rec. Coord.	1989-94
Morehead State	DBs/Special Teams Coord.	1988
University of Pittsburgh	Tight Ends	1987
Western Michigan	Graduate Assistant	1984-86

COORDINATORS NOTES

CAM'S ATTACK



Now in his fifth season as the Ravens' offensive coordinator, **Cam Cameron's** impact has been significant. In 2011, **QB Joe Flacco** produced his third-straight 3,500-yard/20-touchdown passing season, while **RB Ray Rice** led the NFL with 2,068 yards from scrimmage. In 2009, the Ravens were the NFL's ninth best in scoring (24.4 ppg), up from 24th in 2007, while setting team records for most total TDs (47) and most rushing TDs (22). In his first season in Baltimore (2008), Cameron built a creative offense that ranked fourth in the NFL in rushing (148.5 ypg), first in time of possession (33:10) and 11th in points per game (24.1 ppg).

Cameron brought his unique offensive mind to Baltimore after one year as the Miami Dolphins' head coach. His successful stints with the NFL's Chargers and Redskins and the NCAA's Indiana Hoosiers and Michigan Wolverines have been celebrated.

Under Cameron's guidance in four-plus seasons (2008-12)...

- The Ravens have rushed for 128.0 yards per game, fifth most in the NFL. Baltimore also has 80 rushing TDs, ranking third most.
- Baltimore has committed only 96 turnovers during this span, the NFL's fourth fewest. (Ravens set a team record with just 20 giveaways in 2010 and are +9 in 2012.)
- The Ravens' 24.2 points per game during this span rank ninth.

PRODUCTION UNDER CAM

Over the past four full seasons, Baltimore has ranked in the top half of the NFL in scoring each year, while in 2009, the Ravens posted the second-most yards in team history.

RAVENS OFFENSIVE RANKINGS UNDER CAMERON

Year	YPG	Rk.	PPG	Rk.
2012	354.1	16t	28.2	4
2011	338.7	15	23.6	12
2010	322.9	22	22.3	16
2009	351.2	13	24.4	9
2008	324.0	18	24.1	11

CAM QUICK HITS

- Two of the Ravens' Top 3 single-game scoring outputs have occurred under **Cam Cameron**: 55 vs. Oak. (11/11/12) and 48 (12/13/09 vs. Det.). (Baltimore also scored 48 on 12/19/05 vs. GB, prior to Cameron's arrival.)
- Baltimore's "O" posted a franchise-record 553 yards in 2011's Week 3 win at STL (9/25). The Ravens' Top 5 all-time single-game outputs have come during the **John Harbaugh/Cam Cameron** Era.
- During his time as coordinator, Baltimore has posted at least 30 points on 26 different occasions (including a team-record 55 in Week 10 vs. Oakland) and owns a 25-1 record in those games.
- Under Cameron, the Ravens have totaled at least 400 yards in a game 17 times, producing a 16-1 mark in those contests.
- The Ravens have piled up at least 375 total net yards 21 times since 2008, producing a 20-1 record in those games.
- The Ravens have rushed for at least 190 yards 11 times under Cameron (11-0 record). Baltimore is 29-2 when rushing for 125+ yards.
- In each of the past three full seasons (2009-11), **QB Joe Flacco** and GB's Aaron Rodgers are the only NFL QBs to throw for at least 3,600 yards and 20 TDs while posting 12 INTs or less.

PEES PROMOTED



Dean Pees, a nine-year NFL-coaching veteran, was promoted to defensive coordinator on Jan. 27 after guiding the Ravens' LBs for two seasons. He is the sixth "D" coordinator in franchise history. Pees, who was New England's "D" coordinator from 2006-09, now leads the Baltimore unit, which has finished as

the NFL's third-best scoring defense four-consecutive years (16.6 ppg in 2011). The four-straight years tie an NFL record for consecutive seasons of being in the Top 3 for points allowed.

Pees leads a unit that during the John Harbaugh Era (2008-12)...

- Has allowed the NFL's second-fewest points (16.9) and the third-fewest net yards (304.4) per game during this span.

POINTS PER GAME ALLOWED (Since 2008)

1. Pittsburgh 16.2
2. Baltimore 16.9
3. San Francisco 18.7

TOTAL NET YARDS ALLOWED (Since 2008)

1. Pittsburgh 271.9
2. NY Jets 302.8
3. Baltimore 304.4

OPPONENT PASSER RATING (Since 2008)

1. Baltimore 70.9
2. Green Bay 73.4
3. Pittsburgh 73.5

INTERCEPTIONS (Since 2008)

1. Green Bay 117
2. Chicago 95
3. Baltimore 92

TOUCHDOWNS ALLOWED (Since 2008)

1. Pittsburgh 122
2. Baltimore 124
3. San Francisco 139

RUSHING YARDS ALLOWED (Since 2008)

1. Pittsburgh 84.6
2. San Francisco 94.5
3. Baltimore 95.4

PASSING TDs ALLOWED (Since 2008)

1. Baltimore 75
2. Pittsburgh 75
3. NY Jets 82

INT RETURN YARDS (Since 2008)

1. Green Bay 2,025
2. Tampa Bay 1,569
3. Baltimore 1,429

2012 DEFENSIVE FACTS

The Ravens' "D" has allowed the NFL's fewest passing TDs (tied with Chi. & SF) this season. Baltimore also ranks No. 1 in red zone defense (TD% allowed) and has posted 7 take-aways on third down.

FEWEST PASS TDs (2012 Season)	RED ZONE DEF. (TD%) (2012 Season)	TURNOVERS FORCED ON 3RD DOWN (2012 Season)
1. Baltimore 8	1. Baltimore 36.1	1. TB/Ten. 8
Chicago 8	2. Chicago 38.1	2. Bal./NE. 7
San Francisco 8	Detroit 38.1	

"D" COORD. BREAKDOWN

Four "D" coordinators in Ravens history have gone on to become NFL head coaches: Marvin Lewis (1996-2001), Mike Nolan (2002-04), Rex Ryan (2005-08) and Chuck Pagano (2011). Former Jaguars head coach Jack Del Rio was the Ravens' LBs coach from 1999-2001, while Atlanta's Mike Smith also coached on the "D" from 1999-2002.

RAVENS DEFENSIVE COORDINATOR BREAKDOWN

D Coord. (Years)	G	Avg. PPG	Net YPG	Rush YPG	Pass YPG
Dean Pees (2012)	9	21.8	390.2	132.0	258.2
Chuck Pagano (2011)	16	16.6	288.9	92.6	196.3
Greg Mattison (2009-10)	32	16.6	309.7	93.6	216.1
Rex Ryan (2005-08)	64	17.6	277.8	84.0	193.8
Mike Nolan (2002-04)	48	18.8	302.0	103.7	198.3
Marvin Lewis (1996-2001)	96	19.0	304.0	93.0	211.0

OZZIE NEWSOME / PERSONNEL NOTES

WIZARD OF OZ



Ozzie Newsome's legacy is unlike any the game has seen. Known throughout all of sports as a premier leader, Newsome is a Hall of Fame player, the architect of Baltimore's Super Bowl XXXV championship team and an elite personnel evaluator who became the NFL's first African American general manager.

"Ozzie's credibility is what stands out the most," head coach John Harbaugh states. "And it's not just about what he has accomplished. To me, it's his commitment and focus while striving to do more."

OZZIE NEWSOME CAREER SNAPSHOT

- NFL's first African American General Manager (promoted in 2002)
- Architect of Ravens 2000 Super Bowl XXXV Championship Team
- NFL Executive of the Year (2000)
- Pro Football Hall of Fame (class of 1999)
- State of Alabama Hall of Fame (class of 1995)
- National Football Foundation College Hall of Fame and NCAA Hall of Fame (class of 1994)
- 13-Year NFL Tight End with Cleveland Browns (1978-90)
- Three-Time Pro Bowler (1981, 1984-85)
- Four-Time Cleveland Touchdown Club Offensive Player of the Year
- Current Member of Three Major NFL Policy-Making Committees: Competition, Diversity and Player Care Foundation Committees

FIRST-ROUND FINDS

Since moving to Baltimore in 1996, the Ravens, led by GM **Ozzie Newsome**, have had 17 drafts and selected 17 players in the first round. These picks have earned an amazing 51 combined Pro Bowls and several All-Rookie honors:

RAVENS FIRST-ROUND DRAFT PICKS

Year	Name	Pick	Pro Bowls
1996	T Jonathan Ogden*	4	11
1996	LB Ray Lewis*++	26	13
1997	LB Peter Boulware*	4	4
1998	CB Duane Starks*	10	
1999	CB Chris McAlister*	10	3
2000	RB Jamal Lewis*	5	1
2000	WR Travis Taylor	10	
2001	TE Todd Heap*	31	2
2002	S Ed Reed*+	24	8
2003	OLB Terrell Suggs*+	10	5
2003	QB Kyle Boller	19	
2005	WR Mark Clayton*	22	
2006	DT Haloti Ngata*	12	3
2007	G Ben Grubbs*	29	1
2008	QB Joe Flacco^	18	
2009	T Michael Oher*	23	
2011	CB Jimmy Smith	27	

* All-Rookie Team performer ^ Diet Pepsi Rookie of the Year (NFL.com Fan Vote)
+ NFL Defensive Player of the Year Awards

Top 10 Quick Hit:

- Of the seven players chosen in the Top 10 by Baltimore, five have earned Pro Bowl status. Two of those players – Peter Boulware and Terrell Suggs – also earned Defensive Rookie of the Year honors.

Late-Round Success Quick Hit:

- The Ravens have found gems late in the first round, including LB Ray Lewis (26th), TE Todd Heap (31st), S Ed Reed (24th), G Ben Grubbs (29th) and T Michael Oher (23rd).

NEWSOME'S NFL TREE

GM **Ozzie Newsome** also fosters a working environment that breeds standout coaches. By bringing in individuals who embrace the "Raven way," Newsome aims to create a synergy that manufactures success among scouts, coaches and players. As a result, Baltimore has had many assistants move on to become head coaches on the collegiate and NFL levels.

CURRENT HEAD COACHES ROOTED IN RAVENS ORGANIZATION

Head Coach (Team)	Last Position Held w/ Ravens (Years)
Kirk Ferentz (Iowa)	Asst. Head Coach/Offense (1996-98)
Marvin Lewis (Bengals)	Def. Coordinator (1996-2001)
Chuck Pagano (Colts)	Def. Coordinator (2008-11)
Rex Ryan (Jets)	Asst. Head Coach/Def. Coord. (1999-2008)
Jim Schwartz (Lions)	Quality Control/Defense (1996-98)
David Shaw (Stanford)	Wide Receivers (2002-05)
Mike Smith (Falcons)	Linebackers (1999-2002)
Ken Whisenhunt (Cardinals)	Tight Ends (1997-98)

Coaches Quick Hit:

- Other former Ravens assistants who became head coaches include Jack Del Rio (Jacksonville), Pat Hill (Fresno State), Hue Jackson (Oakland), Eric Mangini (NY Jets and Cleveland), Mike Nolan and Mike Singletary (San Francisco) and Rick Neuheisel (UCLA).

HOMEGROWN

The Ravens have had 29 different players earn Pro Bowl honors since the team's inception in 1996. Of those, 16 are homegrown players – 15 drafted and one signed as a rookie free agent:

RAVENS HOMEGROWN PRO BOWLERS

Year Drafted (Rd.)	Name	Pro Bowls
1996 (1st)	LB Ray Lewis	13
1996 (1st)	T Jonathan Ogden	11
2002 (1st)	S Ed Reed	8
2003 (1st)	OLB Terrell Suggs	5
1997 (1st)	OLB Peter Boulware	4
1999 (1st)	CB Chris McAlister	3
2006 (1st)	DT Haloti Ngata	3
2001 (1st)	TE Todd Heap	2
1996 (5th)	WR/RS Jermaine Lewis	2
2007 (4th)	FB Le'Ron McClain	2
2008 (2nd)	RB Ray Rice	2
2000 (6th)	OLB Adalius Thomas	2
2007 (1st)	G Ben Grubbs	1
2000 (1st)	RB Jamal Lewis	1
2002 (RFA)	LB Bart Scott #	1
2007 (3rd)	G Marshal Yanda	1

Undrafted rookie free agent

Bold indicates 2011 Pro Bowler

PRO BOWLERS DRAFTED



NFL Highs Since Ravens' Inception in 1996

Rk.	Team	Players
1.	New England Patriots	17
2.	Green Bay Packers	16
3.	Baltimore Ravens	15
	Pittsburgh Steelers	15
5.	Chicago Bears	14
	Philadelphia Eagles	14

PERSONNEL / TEAM NOTES

2011 PRO BOWL HIGHS

The Ravens had eight players named to the Pro Bowl for their performances during the 2011 season, tying for second most in the NFL and most in the AFC (New England).

MOST PRO BOWL HONOREES (2011 Season)

Rk.	Team	Pro Bowlers
1.	San Francisco	9
2.	Baltimore	8
	New England	8
4.	Green Bay	7
5.	Chicago	6
	Denver	6
	Pittsburgh	6

12 PRO BOWLERS

The Ravens have 12 Pro Bowlers on their 2012 roster, including eight who were awarded All-Star honors in 2011: **LB Ray Lewis** (13th), **S Ed Reed** (eighth), **OLB Terrell Suggs** (fifth), **DT Haloti Ngata** (third), **FB Vonta Leach** (second), **RB Ray Rice** (second), **ST Corey Graham** (first - Chi.) and **G Marshal Yanda** (first).

PRO BOWLERS ON 2012 ROSTER (12)

ST Brendon Ayanbadejo (3)	S Ed Reed (8)
C Matt Birk (6)	RB Ray Rice (2)
WR Anquan Boldin (3)	LB Terrell Suggs (5)
ST Corey Graham (1)*	G Marshal Yanda (1)
FB Vonta Leach (2)	
LB Ray Lewis (13)	Bold: 2011 Pro Bowler
T Bryant McKinnie (1)	* With Chicago in 2011
DT Haloti Ngata (3)	

NFL'S TOP 100

It can be argued that the 100 best NFL players, as voted by the players in 2011, doesn't really represent the best. Maybe coaches or scouts have a different list. Certainly, there are reporters who compiled rankings of their own. Still, it's special for the Ravens to post seven players overall (tied with Phi. and SF for the NFL's most) – including five standouts in the Top 25.

THE NFL'S TOP 100 PLAYERS OF 2012 (NFL Players' Poll / NFL Network)

NFL Rank	Player	Position Ranking
9	DT Haloti Ngata	No. 1 defensive tackle
11	OLB Terrell Suggs	No. 2 linebacker
16	S Ed Reed	No. 1 safety
20	LB Ray Lewis	No. 3 linebacker
22	RB Ray Rice	No. 4 running back
45	FB Vonta Leach	No. 1 fullback
74	QB Joe Flacco	No. 11 quarterback

NOTE THE NEWSOME QUOTE

"Three guarantees in life: Death, taxes and the Ravens ruling the draft. General manager Ozzie Newsome, [assistant general manager] Eric DeCosta and a great scouting department comprise a front office that always seems to be three steps ahead."

- FoxSports.com's Adam Schein, 2010

WINNING WAYS

The Ravens are the only NFL team to win a playoff game in each of the past four full seasons – and the only NFL club to earn a postseason berth in each of those years (2008-11).



MOST NFL PLAYOFF BERTHS / PAST FOUR SEASONS

Berths	Team
4	Baltimore Ravens
3	Atlanta, Green Bay, Indianapolis, New England, New Orleans, Philadelphia, Pittsburgh

- The Ravens' five playoff wins over the past four seasons tie Pittsburgh for most in the NFL. Four of the Ravens' victories have come on the road, tying the Jets for the NFL's most.

- All four of the Ravens' playoff losses over the past four seasons have come at the hands of the team that represented the AFC in the Super Bowl. One of those teams (2010 Steelers) captured the Super Bowl Championship.

- The Ravens have played an NFL-high 12 road playoff games since 2000. Baltimore's seven postseason road wins during this span are the most in the league.

20/20 CLUB

The Ravens' "20/20 Club" includes members of the team's personnel staff who started with the Ravens as young assistants and grew into evaluators with more input. The term "20/20" refers to hiring 20-year-olds for \$20,000. According to **Ozzie Newsome**: "The guys actually started when they were a little older than 20 and for more than \$20,000, but that's what we call them."

RAVENS "20/20 CLUB" GRADUATES (Current Personnel Staff)

Name	Joined Ravens	Current Title
George Kokinis (Cle.)	1991	Senior Personnel Asst.
Eric DeCosta	1996	Assistant General Manager
Joe Hortiz	1998	Director of College Scouting
Chad Alexander	1999	Asst. Dir. of Pro Personnel
Joe Douglas	2000	National Scout
Mark Azevedo	2005	Area Scout Southeast
David Blackburn	2007	Area Scout

ROOKIE FREE AGENT GEMS

The Ravens have a history of unearthing rookie free agent gems. On the current 53-man roster, Baltimore has 14 players who entered the NFL as rookie free agents. Of those 14, 11 were originally signed by the Ravens (listed below):

ORIGINAL RAVENS ROOKIE FREE AGENT SIGNINGS (On 2012 Active Roster)

2002: NT Ma'ake Kemoeatu*	2011: DT Bryan Hall
2008: LB Jameel McClain*	2011: WR LaQuan Williams
2009: LB Dannell Ellerbe*	2012: RB Bobby Rainey
2010: LS Morgan Cox*	2012: WR/RS Deonte Thompson
2010: LB Albert McClellan*	2012: K Justin Tucker*
2011: LB Josh Bynes	* 2012 first-teamer/starter

RAVENS MILESTONES

CONSECUTIVE GAMES STARTED: CURRENT NFL STREAKS

CENTERS

1. **Matt Birk (Bal.)**105
2. Chris Myers (Hou.)89
3. Lyle Sendlein (Ari.)73
4. Brad Meester (Jax.)67
5. Jonathan Goodwin (SF)63

QUARTERBACKS

1. Eli Manning (NYG)129
2. Philip Rivers (SD)105
3. **Joe Flacco (Bal.)**73
4. Tom Brady (NE)57
5. Ryan (Atl./Sanchez) (NYJ)44

RUNNING BACKS

1. **Ray Rice (Bal.)**34
2. Steven Jackson (STL)23
3. Frank Gore (SF)21
4. Michael Turner (Atl.)10
- Adrian Peterson (Min.)10



BALTIMORE'S IRONMEN

P Sam Koch currently owns the Ravens' active consecutive games played streak, seeing action in 105-straight contests, also having never missed a game in his career:

RAVENS CONSECUTIVE GAMES PLAYED / CURRENT STREAKS

Rk.	Player	Games
1.	Sam Koch	105
2.	Joe Flacco	73
	Jameel McClain	73

RAVENS CONSECUTIVE GAMES PLAYED / ALL-TIME STREAKS

Rk.	Player	Games	Years
1.	Jarret Johnson	129	2003-11
2.	Peter Boulware	111	1997-2003
3.	Matt Stover	110	2002-08
4.	Sam Koch	105	2006-present
	Terrell Suggs	105	2003-09

BIRK HITS 200

In Week 6's victory over Dallas (10/14), **C Matt Birk** played in his 200th-career game (now at 203). Birk has started 182 games in his career, including 105 consecutive. His 105-straight starts are the NFL's longest such active streak among centers.

Birk and **LB Ray Lewis** (228 games) are two of just 20 active players who have seen action in at least 200 career games.

JOE'S NEVER MISSED A GAME

73

Consecutive starts by **QB Joe Flacco**, tied (Michael McCrary and Jamie Sharper) for the second-most in team history. Jarret Johnson holds the all-time Ravens record with 80-straight starts.

MILESTONES IN REACH

WR ANQUAN BOLDIN

• Boldin (747) is 3 catches shy of reaching 750 for his career. He also needs 208 receiving yards to reach the 10,000 milestone.

QB JOE FLACCO

• Flacco (93) is 7 TD passes shy of 100 in his career. Flacco (2,331 passing yards) needs 669 to reach 3,000 for the fourth-straight year.

• With 1 more start, Flacco (73) will own the second-most consecutive starts in team history. (He's currently tied with Michael McCrary and LB Jamie Sharper, while Jarret Johnson is first with 80).

LB RAY LEWIS

• Lewis, currently on IR - Designated to Return (arm), needs 28 INT return yards to pass Derrick Brooks (530) for the most all-time INT return yards by a LB. Lewis has 503 return yards on 31 INTs.

S ED REED

• Reed (60) needs 3 INTs to move past Dave Brown and Dick LeBeau for eighth most all time. Reed's 1,507 career INT return yards already stand as an NFL record, which he set in Week 1 vs. Cincy. (Reed has 3 thefts for 44 return yards this season.)

• Reed is tied with Everson Walls (3) for the most seasons leading the league in INTs and can become the first player in NFL history to lead the league in INTs four times.

RB RAY RICE

• Rice (7,553 career yards from scrimmage), needs 447 more yards to eclipse the 8,000 milestone.

• Rice (36 career TDs) needs 5 more to tie Todd Heap (41) for the second most in team history (Jamal Lewis is first with 47).

• Rice (31) needs 1 rushing TD to move past Willis McGahee (also 31) for second on the franchise's all-time list (Jamal Lewis - 45).

WR TORREY SMITH

• Smith (7 TD catches in 2012) needs 2 more to tie Derrick Alexander (1996 & 1997) for the second most in Ravens single-season history.

OLB TERRELL SUGGS

• Suggs (83.5) is 1.5 sacks shy of 85 for his career. He also needs 1 FF to hit the 30 milestone.

NFL'S TOP HOMEFIELD ADVANTAGE

This past October, *ESPN.com* named Baltimore's M&T Bank Stadium the "Toughest Stadium" in the NFL, ranking the Ravens as having the league's No. 1 homefield advantage.

NFL'S BEST HOMEFIELD ADVANTAGES (ESPN.com, 2012)

1. **M&T Bank Stadium: Baltimore Ravens**
2. Century Link Field: Seattle Seahawks
3. Lambeau Field: Green Bay Packers
4. Heinz Field: Pittsburgh Steelers
5. Sports Authority Field at Mile High: Denver Broncos



THAT M&T MAGIC

THE M&T ADVANTAGE

For the first time in team history, the Ravens went undefeated at home (8-0) in 2011, becoming just one of three NFL teams (GB and NO) to accomplish the feat last year. Under **John Harbaugh** (since 2008), the Ravens have won 23 of their last 24 regular season home games and are 32-5 in games played in Baltimore, including 5-0 this season.

NFL'S BEST REGULAR SEASON HOME RECORDS (John Harbaugh Era / Since 2008)

Rk.	Team	Record	Pct.
1.	Baltimore Ravens	32-5	.865
2.	New England Patriots	31-5	.861
3.	Atlanta Falcons	30-6	.833

HISTORY OF DOMINANCE

Simply put, the Ravens have been dominant at home since the day they arrived in Baltimore. Below are the Ravens' respective home records and corresponding NFL rankings during several periods.

RAVENS HOME RECORDS / NFL RANKINGS

Time Period (Milestone)	Record	NFL Rank
Since 2012 (This Season)	5-0	1 st
Since 2010 (Past Two-Plus Years)	20-1	1
Since 2008 (John Harbaugh Arrival)	32-5	1
Since 2000 (Super Bowl Season)	78-23	2
Since 1996 (Team's Inception)	93-39-1	4

M&T POINTS PRODUCTION

The Ravens have scored an average of 36.8 points per game at M&T Bank Stadium this season, ranking as the NFL's best mark among home teams. Baltimore has scored at least 31 points in four of five home games this season and at least 44 in two contests.

POINTS PER GAME AT HOME (2012 Season)

Rk.	Team	G	Points	Points/Game
1.	Baltimore Ravens	5	184	36.8
2.	Buffalo Bills	3	97	32.3
3.	Denver Broncos	4	127	31.8
4.	Houston Texans	5	156	31.2
5.	NO/NYG	5	146	29.2

Ravens Post 55 in Week 10:

- The Ravens scored 55 points in Week 10's win over Oakland at M&T Bank Stadium, marking their highest scoring output in franchise history.

CHARM CITY RUSH

Since 2008, Baltimore has rushed for 134.8 yards per game at home (fifth most in NFL among home teams) and an NFL-high 51 TDs.

RUSHING YARDS PER GAME AT HOME (Since 2008)

Rk.	Team	Att.	Yds.	TDs	YPG
1.	Minnesota Vikings	1,153	5,421	39	142.7
2.	Carolina Panthers	1,100	5,229	40	141.3
3.	Kansas City Chiefs	1,075	5,004	23	139.0
4.	New England Patriots	1,107	4,913	47	136.5
5.	Baltimore Ravens	1,215	4,988	51	134.8

HOT AT HOME

The Ravens have been dominant at home during the **John Harbaugh** Era (2008-12), winning 15-straight contests and 23 of their last 24 at M&T Bank Stadium. Baltimore's 15-game home winning streak currently ranks as the NFL's longest. Additionally, it's the longest home mark in Ravens history.

NFL'S LONGEST HOME WINNING STREAKS (Active Streaks)

Rk.	Team	Games
1.	Baltimore Ravens	15
2.	Atlanta Falcons	8
3.	Pittsburgh Steelers	7
4.	Seattle Seahawks	5

AT HOME UNDER HARBS

14.4

Points per game Baltimore has permitted at home since 2008, the NFL's best defensive mark. (Pittsburgh is second at 14.6 ppg.)

53

Interceptions by the Ravens at home since 2008, ranking as the NFL's second most at home (GB is first with 63).

65.7

Passer rating the Ravens have forced for opposing QBs at M&T Bank Stadium since 2008, the NFL's top defensive mark.

285.6

Yards per game the Ravens' defense has permitted at home since 2008, ranking as the NFL's third-stingiest average during that span (Pit. is first at 266.8 ypg & NYJ second at 282.0 ypg).

1,001-534

Ratio the Ravens have outscored opponents at home since 2008, limiting foes to 14.4 points per game. In their 32 wins during this span, the margin of victory has been 14.6 ppg.

M&T BANK SECURITY

The Ravens' "D" has been stout at home for many seasons. Since the 2003 campaign, Baltimore ranks first in fewest points allowed per game among NFL home teams. The Ravens also have the most INTs (113) and have posted the second-most sacks (213).

BEST NFL DEFENSES AT HOME (Since 2003)

TOTAL DEFENSE (Fewest Yards Allowed)	POINTS PER GAME (Fewest Allowed)
1. Pittsburgh 274.0	1. Baltimore 15.3
2. Baltimore 282.9	2. Pittsburgh 16.0
3. NY Jets 300.7	3. New England 16.3

INTERCEPTIONS (Most in NFL)	SACKS (Most in NFL)
1. Baltimore 113	1. NY Giants 216
2. Chicago 106	2. Baltimore 213
3. Green Bay 103	3. Minnesota 208

RAVENS DEFENSIVE NOTES

OVER A DECADE OF DOMINANCE

Dating back to their 2000 Super Bowl-winning season, the Ravens' stout "D" ranks in the Top 3 in most significant categories.

TOTAL DEFENSE (Yards Allowed Since 2000)

1. Pittsburgh 278.9
2. **Baltimore** **292.2**
3. Tampa Bay 311.8

TAKE-AWAYS (Most Since 2000)

1. **Baltimore** **409**
2. Chicago 401
3. NE/TB 393

3RD-DOWN CONV. PCT. (Pct. Since 2000)

1. Philadelphia 34.4
2. **Baltimore** **34.6**
3. Chicago 34.9

INTERCEPTIONS (Most Since 2000)

1. Green Bay 263
2. **Baltimore** **257**
3. Tampa Bay 253

POINTS PER GAME (Fewest Allowed Since 2000)

1. Pittsburgh 17.0
2. **Baltimore** **17.2**
3. New England 18.7

RUSHING YARDS/GAME (Fewest Allowed Since 2000)

1. Pittsburgh 88.1
2. **Baltimore** **91.5**
3. San Diego 102.4

OPPONENT QB RATING (Lowest Since 2000)

1. **Baltimore** **71.2**
2. Pittsburgh 74.2
3. Tampa Bay 75.7

INTERCEPTION TDs (Most Since 2000)

1. Green Bay 34
2. **Baltimore** **33**
- Chicago 33

NFL-RECORD RUN "D"

The Ravens have held opponents to under 4.0 yards per rush in each year of their existence (an amazing 16-straight seasons), ranking as the longest streak in NFL history.

MOST CONSECUTIVE SEASONS ALLOWING LESS THAN 4 YARDS PER RUSH

Team	Seasons	Years
Baltimore Ravens	16	1996-2011
Buffalo Bills	15	1986-2000
Dallas Cowboys	15	1964-78

Longest Active in Top 5:

- The Ravens own the NFL's longest active streak of ranking in the Top 5 in run defense (yards allowed per game), doing so for six-straight seasons. *This season, the Ravens have allowed 3.9 yards per carry.*

LIMITING THE 100s

Dating back to the 1999 season, the Ravens have allowed the second-fewest 100-yard rushers (29) in the NFL. (Pittsburgh ranks first with 26.) The top teams stack up as follows:

100-YARD RUSHERS ALLOWED (Since 1999)

Rk.	Team	100-Yard Rushers
1.	Pittsburgh Steelers	26
2.	Baltimore Ravens	29
3.	San Diego Chargers	39

Rush "D" Quick Hits:

- Baltimore has allowed only 11 100-yard RBs in its last 92 games & 13 in the past 109 games (last was Cleveland's Trent Richardson, 105, on 11/4/12).
- From 12/17/06 to 10/4/09, the Ravens produced a 39-game streak without permitting a 100-yard rusher.

RECORD OF TOP THREE "3s"

The Ravens' defense has allowed the third-fewest points in the NFL each of the last four full seasons – the best stretch in team history – also tying an NFL record. Since the 1970 merger, only four other teams have achieved an impressive streak such as this.

CONSECUTIVE SEASONS W/ TOP THREE SCORING DEFENSE (Since 1970 Merger)

Team	Consec. Seasons	Years
Baltimore Ravens	4	2008-11
Dallas Cowboys	4	1993-96
Los Angeles Rams	4	1974-77
Minnesota Vikings	4	1973-76
San Francisco 49ers	4	1984-87

TOP 10 STREAK

Baltimore has finished in the Top 10 in total defense (yards allowed) nine-straight seasons. Since the 1970 merger, only six teams have produced at least eight-consecutive seasons with a Top 10 defense. Baltimore (9) and Pittsburgh (12) boast the NFL's longest active streaks of ranking in the Top 10.

CONSECUTIVE SEASONS W/ A TOP 10 DEFENSE (Since 1970 Merger)

Team	Consec. Seasons	Years
Pittsburgh Steelers	12	2000-11
Dallas Cowboys	10	1970-79
Baltimore Ravens	9	2003-11
Los Angeles Rams	9	1973-81
Tampa Bay Buccaneers	9	1997-2005
Pittsburgh Steelers	8	1972-79

AN OFFENSIVE DEFENSE

Since 1996, the Ravens have posted 52 defensive TDs, scoring at least one in each year of their existence (including 2 pick-6's this season). Baltimore is 41-7 all time when tallying a D-TD. Since 2003, the Ravens own the NFL's most D-TDs (39), earning a 30-5 mark.

NFL DEFENSIVE TOUCHDOWNS (Since 2003)

Rk.	Team	D-TDs
1.	Baltimore Ravens	39
2.	Green Bay Packers	38
3.	Chicago Bears	33

INTERCEPTION TDs (Since 2003)

1.	Baltimore	29
2.	Green Bay	27
3.	Chicago	26

SHUTOUT CITY

Since 2000, Baltimore's "D" has registered the NFL's most shutouts, blanking opponents nine times. The Ravens' last shutout came on Nov. 16, 2009 in a 16-0 win at Cleveland on Monday Night Football.

NFL SHUTOUT LEADERS (Since 2000)

Rk.	Team	Shutouts
1.	Baltimore Ravens	9
2.	Pittsburgh Steelers	8
3.	New England Patriots	7
	San Francisco	7
	Seattle Seahawks	7
	Tampa Bay Buccaneers	7

RAVENS OFFENSIVE NOTES

BIG-PLAY OFFENSE

The Ravens have produced 43 plays of 20-or-more yards this season, ranking as the NFL's second most entering Week 11. Baltimore also has 39 passing plays of at least 20 yards, third most in the league.

BIG-PLAY PRODUCTION: PLAYS OF 20+ YARDS (2012 Season)

Rk. Team	20+ Plays	20+ TDs	20+ Passes	20+ Pass TDs	20+ Run Runs	20+ Run TDs
1. Denver	45	5	41	5	4	0
2. Baltimore	43	6	39	6	4	0
New Orleans	43	11	37	9	6	2
4. Indianapolis	42	3	41	3	1	0
5. Oakland	41	7	35	6	6	1

AIRBORNE ASSAULT

The Ravens have racked up 39 plays of 20-or-more yards through the air this season. Here is the breakdown of those bombs, which have been distributed to eight different players:

RAVENS WITH CATCHES OF 20+ YARDS (2012 Season)

Player	Pos.	20+ Catches	20+ TDs	YPC Avg.
Anquan Boldin	WR	10	1	13.7
Torrey Smith	WR	10	3	17.7
Jacoby Jones	WR	6	1	17.1
Dennis Pitta	TE	5	1	10.2
Ray Rice	RB	3	0	8.1
Ed Dickson	TE	2	0	12.0
Tandon Doss	WR	2	0	21.5
Deonte Thompson	WR	1	0	25.0

RAVENS "O" FINISHES

8

Touchdowns the Ravens have scored on 25 drives that began inside their own 20-yard line, tying (NO) for the NFL's second-most TDs. (New England is first with 10 such TDs).

21

Touchdown drives of 60-or-more yards by the Ravens this season, tying (NE) for the NFL's second most. (NO is first with 26 TD drives.)

92.3%

Goal-to-go touchdown success rate by the Ravens, ranking as the NFL's top average entering Week 11. The Ravens have scored 12 TDs on 13 goal-to-goal situations.

GROUND IT OUT

The Ravens have rushed for the NFL's fifth-most yards per game (128.0) since 2008, also adding the third-most rushing TDs (80).

NFL RUSHING BREAKDOWN (Since 2008 / John Harbaugh Era)

RUSHING YARDS PER GAME		MOST RUSHING TDs	
Rk. Team	YPG	Rk. Team	TDs
1. Carolina Panthers . . .	139.3	1. New England Patriots . . .	91
2. Minnesota Vikings . . .	135.3	2. Carolina Panthers	90
3. New York Jets	134.1	3. Baltimore Ravens	80
4. Kansas City Chiefs . . .	131.5	4. Houston Texans	79
5. Baltimore Ravens . . .	128.0	New York Giants	79

A FRANCHISE RECORD

In Week 10's win vs. Oak., Baltimore's 55 points set a single-game franchise record, also ranking as the most by a team in the NFL this season. The Ravens' previous scoring record was 48 points, accomplished twice before: 12/13/09 vs. Det. and 12/19/05 vs. GB.

RAVENS SINGLE-GAME POINTS (Franchise History)

Pts.	Game	Result
55	11/11/12 vs. Oak.	W, 55-20
48	12/13/09 vs. Det.	W, 48-3
48	12/19/05 vs. GB	W, 48-3
44	Four times	

MOST SINGLE-GAME POINTS (2012 Season)

Rk. Team	Pts.	Game
1. Baltimore	55	11/11 vs. Oak.
2. New England	52	9/30 at Buf.
3. Chicago	51	11/4 at Ten.
4. NY Jets	48	9/9 vs. Buf.

TOP 5 "O" OUTPUTS

In Week 3's win over New England, Baltimore's offense registered 503 yards of total offense (121 rushing and 382 passing), marking the third-highest output in team history. Impressively, the Ravens' Top 5 all-time single-game outputs have come during the John Harbaugh/Cam Cameron Era (since 2008).

RAVENS TOP TOTAL NET YARDS (Single-Game History)

Yards	Game/Date	Results
553	9/25/11 at STL	W, 37-7
548	12/13/09 vs. Det.	W, 48-3
503	9/23/12 vs. NE	W, 31-30
501	9/13/09 vs. KC	W, 38-24
479	9/27/09 vs. Cle.	W, 34-3

OFFENSE EXPLODES

From Weeks 3-4, the Ravens produced 941 total yards of offense (503 vs. NE and 438 vs. Cle.). The 941 mark the most total yards Baltimore has registered in consecutive games in franchise history. Against the Browns (9/27), it also marked just the second time in team history that the Ravens tallied 400-or-more yards in consecutive games:

BACK-TO-BACK GAMES W/ 400-PLUS YARDS OF OFFENSE (Ravens History)

Year	First Game (Yards)	Second Game (Yards)
2012	Sept. 23 vs. NE (503)	Sept. 27 vs. Cle. (438)
2000	Nov. 19 vs. Dal. (479)	Nov. 26 vs. Cle. (461)

300, 100 & 100

In Week 3's 31-30 victory vs. New England, the Ravens' offense produced a 300-yard passer, 100-yard rusher and 100-yard receiver for just the fifth time in franchise history.

300-YARD PASSER/100-YARD RUSHER/100-YARD RECEIVER (Ravens Single-Game History)

Game	300 Passer	100 Rusher	100 Receiver
09/23/12 vs. NE	J. Flacco-382	R. Rice-101	T. Smith-127
10/16/11 vs. Hou.	J. Flacco-305	R. Rice-101	A. Boldin-132
11/23/03 vs. Sea.	A. Wright-319	J. Lewis-117	M. Robinson-131
10/19/03 at Cin.	K. Boller-302	J. Lewis-101	T. Heap-129
12/5/99 vs. Ten.	T. Banks-332	P. Holmes-100	Q. Ismail-113

ALL-TIME WIN/LOSS

REGULAR SEASON RECORDS

	<u>Overall Record</u>	<u>Home</u>	<u>Away</u>
Overall	147-117-1	93-39-1	54-78
In M&T Bank Stadium (since 1998)	86-31	86-31	n/a
Coached by Ted Marchibroda	16-31-1	11-12-1	5-19
Coached by Brian Billick	80-64	50-22	30-42
Coached by John Harbaugh	51-22	32-5	19-17
vs. AFC Teams	115-92	73-37	42-55
vs. AFC North (AFC Central)	38-25 (26-28)	23-9 (13-14)	15-16 (13-14)
vs. AFC East	16-16	12-4	4-12
vs. AFC South	11-12	7-4	4-8
vs. AFC West	20-11	14-3	6-8
vs. NFC Teams	37-26-1	25-5-1	12-21
vs. NFC North (NFC Central)	4-4 (3-5)	4-0 (3-1)	0-4 (0-4)
vs. NFC East	11-5-1	6-1-1	5-4
vs. NFC South	6-6	3-3	3-3
vs. NFC West	13-6	9-0	4-6
On Monday Night Football - ABC/ESPN	8-9	4-2	4-7
On NBC/ESPN - Sunday Night	12-12	9-5	3-7
On NFL Network	3-2	2-0	1-2
In Overtime	9-7-1	6-2-1	3-5
Ravens Shutout Wins	10	5	5
In Season Openers	9-8	6-3	3-5
Indoors	4-11	n/a	4-11
Note: Baltimore has played in Houston's Reliant Stadium three times (2-1), Indy's Lucas Oil Stadium once (0-1) and Dallas' Texas Stadium once (1-0). Two of those games at Reliant Stadium (12/13/10 and 10/21/12) came when the roof was closed, meaning those games were "indoors," while the other games are considered "outdoors" due to open roofs.			
In August	0-1	0-1	0-0
In September	35-22	23-5	12-17
In October	29-35	17-13	12-22
In November	40-31-1	23-10-1	17-21
In December	38-26	27-9	11-17
In January	5-2	3-0	2-2

RAVENS TRENDS

<u>Team</u>	<u>Since 2000</u>	<u>2012</u>	<u>Offense</u>	<u>Since 2000</u>	<u>2012</u>
Record	123-78	7-2	Scoring 20 or more points	94-22	6-1
vs. AFC North (since 2002)	38-25	3-0	Scoring 30 or more points	45-3	4-0
vs. AFC	93-59	6-1	Having 20 or more first downs	51-27	4-0
vs. NFC	30-19	1-1	Totaling 350 or more net yards	54-19	4-0
Home	78-23	5-0	At least 35 minutes time of possession	32-3	0-0
Away	45-55	2-2	Rushing for 150 or more yards	42-9	0-0
On grass	52-44	2-2	When not throwing an INT	69-11	3-0
Artificial turf	71-34	5-0	With a 100-yard rusher	45-15	2-0
Outdoors	120-70	7-1	Without a 100-yard rusher	78-63	5-2
Indoors	3-8	0-1	With a 100-yard receiver	26-12	2-0
September	27-15	3-1	Without a 100-yard receiver	97-66	5-2
October	26-24	2-1	With a 300-yard passer	13-6	3-0
November	35-19	2-0	Without a 300-yard passer	110-72	4-2
December	30-19	0-0	Defense	Since 2000	2012
January	5-1	0-0	When scoring a defensive TD	35-5	2-0
Leading at halftime	99-12	5-1	When returning an INT for a TD	29-2	2-0
Trailing at halftime	17-56	1-1	When returning a fumble for a TD	7-3	0-0
Tied at halftime	7-10	1-0	Recording 3 or more sacks	63-22	2-0
Tied after 3 quarters	3-6	0-1	Holding opponent under 250 net yards	36-3	0-0
Leading After 3 quarters	105-9	6-0	Holding opponent under 21 points	97-29	5-0
Trailing after 3 quarters	16-62	1-1	Holding opponent under 15 points	79-14	2-0
Decided by 7 points or less	48-39	4-1	Allowing a 100-yard rusher	13-16	2-0
Decided by 3 points or less	25-23	3-1	Not allowing a 100-yard rusher	109-63	5-2
When scoring first	84-21	6-1	Allowing a 100-yard receiver	26-23	1-1
When not scoring first	39-57	1-1	Not allowing a 100-yard receiver	98-54	6-1
Positive or even turnover ratio	106-22	6-1	Allowing a 300-yard passer	18-11	3-1
Negative turnover ratio	17-57	1-1	Not allowing a 300-yard passer	104-67	4-1
Winning penalty ratio	55-32	3-1			
Losing penalty ratio	58-40	4-0			
Overtime	6-5	0-0			
When returning a KOR for a TD	4-1	2-0			
When returning a PR for a TD	5-2	0-0			

DEFENSIVE PLAYER NOTES

THE ULTIMATE LB



Thirteen-time Pro Bowl **LB Ray Lewis** sustained a triceps injury in Week 6's win over Dallas and has been placed on Injured Reserve - Designated for Return. In six games, he totaled 57 tackles, adding 1 sack, 1 PD, 1 FR and 1 FF. Lewis, who has played in 228 career contests, is Baltimore's all-time tackle king (2,643 stops). He also has the most FRs (20), second-most INTs (31) and second-most FFs (20) in team history, leading a Ravens' "D" that has ranked in the Top 10 (yards allowed) nine-straight seasons.

RAVENS CAREER DEFENSIVE RECORDS (All-Time History)

TACKLES

1. **Ray Lewis (1996-present)** **2,643**
2. Kelly Gregg (2001-2010) 721
3. Terrell Suggs (2003-present) 671
4. Ed Reed (2002-present) 641
5. Jamie Sharper (1997-2001) 522

INTERCEPTIONS

1. Ed Reed (2002-present) 60
2. **Ray Lewis (1996-present)** **31**
3. Chris McAlister (1999-2008) 26
4. Duane Starks (1998-2001) 20
- Rod Woodson (1998-2001) 20

FUMBLES RECOVERED

1. **Ray Lewis (1996-present)** **20**
2. Terrell Suggs (2003-present) 11
3. Rob Burnett (1996-2001) 8

TACKLE MACHINE

LB Ray Lewis (17th NFL season) is the league's active career tackles leader. Lewis, who has played in 228 games, is one of only two active players to hit the 2,000-tackle milestone. In 2011, Lewis led the Ravens in tackles (95) for the 14th time in his career. He has tallied at least 130 stops 13 times.

NFL CAREER TACKLE LEADERS (Active Players)

Rk.	Player (Year Entered NFL)	Tackles	Games
1.	Ray Lewis (1996)	2,643	228
2.	London Fletcher (1998)	2,294	233
3.	Keith Brooking (1998)	1,861	218
4.	Brian Urlacher (2000)	1,707	179
5.	Mike Peterson (1999)	1,607	191

AN ELITE NFL CLUB

In 2011's Week 6 win over Houston, **LB Ray Lewis** became the only player in NFL history to record 40 sacks and 30 INTs in a career.

NFL PLAYERS W/ 30+ SACKS & 25+ INTs (NFL History)

Player	Games	Sacks	INTs
Ray Lewis (1996-present)	228	41.5	31
Rodney Harrison (1994-2008)	186	30.5	34
William Thomas (1991-2001)	172	37.0	27

'BACKER THEFTS

LB Ray Lewis is the NFL's active INT leader among linebackers, posting 31 picks during his career. Lewis ranks sixth all time in INTs by a linebacker, passing Sam Huff (30) in Week 1 of the 2011 season. He is 1 INT shy of tying Nick Buoniconti, Jack Ham and Lee Roy Jordan for third all time by a linebacker.

LINEBACKER INTERCEPTION LEADERS (Active Players)

Rk.	Player (Team)	INTs	Yards	TDs
1.	Ray Lewis (Bal.)	31	503	3
2.	Brian Urlacher (Chi.)	22	324	2
3.	London Fletcher (Was.)	19	139	2
	Mike Peterson (Atl.)	19	272	1
	Takeo Spikes (SD)	19	276	3

TAKE IT AWAY

LB Ray Lewis (17 NFL seasons) currently stands as the NFL's longest-tenured defensive player still playing with his original team. Additionally, Lewis' 50 career take-aways rank second all time among linebackers, with only Hall of Famer Jack Ham (53: 32 INTs and 21 FRs) producing more.

MOST CAREER TAKE-AWAYS BY A LINEBACKER (Since 1970 Merger)

Rk.	Player	Take-Aways	INTs	FRs
1.	Jack Ham	53	32	21
2.	Ray Lewis	50	31	19*
3.	Stan White	48	34	14

*Has 20 career overall FRs, but 1 came after teammate Jamie Sharper fumbled an INT that Lewis would then recover; thus, Lewis has 19 FR take-aways.

TANGLED IN THE WEBB



Ravens **CB/RS Lardarius Webb**, currently on IR, will miss the rest of the season after tearing his ACL on 10/14 vs. Dallas. Webb produced a career year in 2011, becoming the NFL's only player last season to have an INT-TD & a PR-TD. Webb also tied to post the NFL's fourth-most pass breakups (20), finishing with a career-best 68 tackles and a team-high 5 INTs.

NFL'S MOST PASSES DEFENSED / 2011 SEASON

Rk.	Player (Team)	PD	INTs
1.	Brandon Browner (Sea.)	23	6
2.	Tramon Williams (GB)	22	4
3.	Darrelle Revis (NYJ)	21	4
4.	Lardarius Webb (Bal.)	20	5
	Brandon Flowers (KC)	20	4

CARY LEADS AFC



Entering Week 11, Ravens **CB Cary Williams** leads the AFC (and is tied for third in the NFL) with 4 INTs (tied with Houston's Kareem Jackson). The fifth-year veteran, who became a full-time starter for Baltimore in 2011, helps lead a defense that has permitted just 8 passing TDs during the 2012 campaign.

AFC INTERCEPTION LEADERS / 2012 SEASON

1. **Cary Williams (Bal.) - 4**
Kareem Jackson (Hou.) - 4

DEFENSIVE PLAYER NOTES

A DANGEROUS REED



Eight-time Pro Bowl **S Ed Reed** has tallied 60 INTs during his career – the most in Ravens history and the NFL since he entered the league in 2002. Among active players, Reed's career INTs also rank first, while his 1,507 return yards are an NFL record, which he set in Week 1's win over Cincy.

NFL CAREER INTERCEPTION LEADERS (Active Players)

Rk.	Player (Team)	G	INT	Yds	Avg.	Lg	TD
1.	Ed Reed (Bal.)	153	60	1,507	25.1	107t	7
2.	Charles Woodson (GB)	206	55	896	16.3	62t	11
3.	Champ Bailey (Den.)	203	51	446	8.7	70t	4
4.	Asante Samuel (Atl.)	140	47	709	15.1	79t	6
5.	Ronde Barber (TB)	234	46	895	19.5	78t	8

Reed Quick Hits: Of his 60 career INTs...

- 37 have come in the second half (most in the NFL since '02) and 23 in the fourth quarter (most in the NFL since '02).
- When Reed records an INT, the Ravens own a 37-11 record. When he makes 2 INTs in a game, Baltimore is 12-0 (13-0 including playoffs).
- 25 have come on third down, the NFL's most among active players on that particular down.
- Reed's 8-career playoff INTs rank as the most among active players. He had 1 theft in the 2011 Divisional win over Houston (1/15/22).

NFL RECORD-HOLDER

In Week 1 vs. Cincinnati, **S Ed Reed** became the NFL's all-time leader in INT return yards, passing Hall of Famer Rod Woodson for the most ever. Reed returned the 58th pick of his career for 34 yards, upping his all-time total to 1,497 yards. Reed has 3 thefts this season, equaling 44 return yards, which have increased his career total to 60 INTs for 1,507 return yards.

CAREER INTERCEPTION YARDS LEADERS (NFL History)

Rk.	Player	G	INT	Yds	Avg.	Lg	TD
1.	Ed Reed	153	60	1,507	25.1	107t	7
2.	Rod Woodson	238	71	1,483	20.9	98t	12
3.	Darren Sharper	205	63	1,412	22.4	99t	11
4.	Deion Sanders	188	53	1,331	25.1	93t	9
5.	Emlen Tunnell	167	79	1,282	16.2	55t	4

PREMIER PLAYMAKER

S Ed Reed's 60 career INTs rank first among active players since he entered the NFL in 2002. Additionally, his 1,507 return yards stand first, while he's tied (Deion Sanders) for the best return average ever.

NFL INTERCEPTIONS (Since 2002)

Rk.	Name	INTs	Yards
1.	Ed Reed	60	1,507
2.	Asante Samuel	47	709
3.	Charles Woodson	44	663

INT RETURN AVERAGE (NFL History/Min. 30 INT)

Rk.	Name	Avg.	INTs	Yards
1.	Ed Reed	25.1	60	1,507
	Deion Sanders	25.1	53	1,331
3.	Glen Edwards	24.6	39	961

REED'S TDs

S Ed Reed has scored 14 TDs in his career (including playoffs). Amazingly, Reed is the only player in NFL history to score return TDs off a punt return, blocked punt, INT and fumble recovery.

ED REED'S CAREER TOUCHDOWNS

Date/Game	Result	Touchdown
09/10/12 vs. Cin.	W	34-yard INT return
10/11/09 vs. Cin.	L	52-yard INT return
1/4/09 at Mia. (WC)	W	64-yard INT return
12/7/08 vs. Was.	W	22-yard FR return
11/23/08 vs. Phi.	W	107-yard INT return*
9/21/08 vs. Cle.	W	32-yard INT return
9/10/07 at Cin.	L	63-yard punt return
11/5/06 vs. Cin.	W	25-yard INT return
11/7/04 vs. Cle.	W	106-yard INT return
10/10/04 at Was.	W	22-yard FR return
11/23/03 vs. Sea.	W	16-yard punt block return
10/12/03 at Ari.	W	22-yard punt block return
9/14/03 vs. Cle.	W	54-yard INT return
11/24/02 vs. Ten.	W	11-yard punt block return

* NFL Record *Italics indicates postseason*

SCORING THEFTS

S Ed Reed has posted 9 regular season defensive touchdowns during his career. Reed's 9 "D-TDs" are the most in Ravens franchise history, while his 7 INT-TDs also rank first.

RAVENS REGULAR SEASON DEFENSIVE TOUCHDOWNS (Career Leaders)

Rk.	Player	INTs	FRs	Total
1.	Ed Reed	7	2	9
2.	Chris McAlister	5	1	6
3.	Rod Woodson	5	0	5
	Adalius Thomas	2	3	5

DUAL-INT GAMES

S Ed Reed registered the 12th dual-INT game (13th including playoffs) of his career in 2011's Week 1 win vs. Pittsburgh. Reed owns the most such games among players who began their careers in the Super Bowl Era (since 1966).

MOST GAMES WITH 2+ INTERCEPTIONS (Players Who Began Career in Super Bowl Era)

Player	2+ INT Games
Ed Reed	12
Ronnie Lott	11
Lem Barney	9
Dave Brown	9
Everson Walls	9


GOING THE DISTANCE

LONGEST INTERCEPTION RETURNS (NFL History)

Rk.	Player	Yards	Date/Game
1.	Ed Reed	107t	11/23/08 vs. Phi.
2.	Ed Reed	106t	11/7/04 vs. Cle.
3.	Vencie Glenn	103t	11/29/87 vs. Den.
	Louis Oliver	103t	10/4/92 at Buf.

DEFENSIVE PLAYER NOTES

DEFENSIVE PLAYER OF THE YEAR



OLB Terrell Suggs, the 2011 AP Defensive Player of the Year, returned for his first game of the season in Week 7 vs. Houston after tearing his Achilles this past April. He posted 4 tackles, 1 sack and 1 PD in his season debut, after finishing with a career-high 14 sacks in 2011. Suggs, who also forced an NFL-high 7 fumbles last year – setting a career high and a Ravens' single-season record – ranks third in Ravens single-season sacks history. His 14 sacks in 2011 also ranked first in the AFC and tied San Francisco's Aldon Smith for fifth in the NFL.

RAVENS ALL-TIME SACKS (Career Leaders)

Rk.	Player (Years)	Sacks
1.	Terrell Suggs (2003-present)	83.5
2.	Peter Boulware (1997-2005)	70.0
3.	Michael McCrary (1997-2002)	51.0
4.	Ray Lewis (1996-present)	41.5
5.	Adalius Thomas (2000-06)	38.5

AFC SACKS LEADERS (2011 Season)

- 1. Terrell Suggs (Bal.) . . . 14**
- Tamba Hali (KC) 12
- Connor Barwin (Hou.) . . 11.5
- Von Miller (Den.) . . 11.5

RAVENS SACKS LEADERS (Single-Season Records)

- Peter Boulware (2001) . . 15
- Michael McCrary (1998) . . 14.5
- 3. Terrell Suggs (2011) . . . 14**
- Trevor Pryce (2006) . . . 13

HOT OFF THE EDGE

Since entering the NFL in 2003, **OLB Terrell Suggs'** 83.5 sacks rank seventh among active players, while his 618 yards lost stand fifth. Suggs had a team-, career- and AFC-high 14 sacks in 2011 and has posted 1 in three games this season.

NFL ACTIVE SACKS LEADERS (Since 2003)

Rk.	Player	Sacks	Yards
1.	Jared Allen (Min.)	112	710.5
2.	DeMarcus Ware (Dal.)	108.5	696.5
3.	Julius Peppers (Chi.)	94	569
4.	John Abraham (Atl.)	91.5	615
	Dwight Freeney (Ind.)	91.5	671
6.	Robert Mathis (Ind.)	89.5	645
7.	Terrell Suggs (Bal.)	83.5	618
8.	Osi Umenyiora (NYG)	73	505.5
9.	Trent Cole (Phi.)	69.5	518.5

Suggs Quick Hits:

- Suggs' 13.5 career sacks (regular season) vs. the Steelers are the most he has against any opponent and the most any active NFL player has compiled vs. Pittsburgh.
- The Ravens are 50-18 all time when Suggs records a sack.
- Baltimore is 13-1 when he tallies 2 or more sacks during his career.

RAVENS FORCED FUMBLES (Career Leaders)

- 1. Terrell Suggs 29**
- Ray Lewis 20
- Adalius Thomas 15

RAVENS FUMBLE RECOVERIES (Career Leaders)

- Ray Lewis 20
- 2. Terrell Suggs 11**
- Rob Burnett 8

THE DOMINANT DT



One of the NFL's most disruptive forces, **DT Haloti Ngata** was named to his third Pro Bowl (as a starter) in 2011. Perhaps the NFL's most athletic DT, Ngata stops the run (425 career tackles), rushes the passer (20 career sacks) and even drops into coverage (3 career INTs). In Week 1's win over Cincy, he had 4 tackles, 1.5 sacks and 1 PD, helping limit the Bengals to 13 points.

Baltimore has a history of strong run defense, and with Ngata's help the past several seasons, has upheld its stout legacy on the ground.

RAVENS RUSHING DEFENSE RANKINGS (Past Six Full Seasons/Since Ngata Entered NFL)

Year	Yards Per Game Allowed		Avg. Per Play Allowed	
	Total	Rank	Total	Rank
2011	92.6	2nd	3.5	2nd
2010	93.9	5th	3.9	8th
2009	93.3	5th	3.4	1st
2008	81.4	3rd	3.6	5th
2007	79.3	2nd	2.8	1st
2006	75.9	2nd	3.3	2nd

"NGATA" ON US

Dating back to 2006, when **DT Haloti Ngata** entered the NFL, the Ravens have allowed the NFL's second-fewest rushing TDs (50) and the NFL's third-fewest rushing yards per game (90.0 ypg).

RUSHING TOUCHDOWNS (Fewest Allowed Since 2006)

- Pittsburgh 47
- 2. Baltimore 50**
- Minnesota 58

RUSHING YARDS PER GAME (Fewest Allowed Since 2006)

- Pittsburgh 85.9
- Minnesota 87.3
- 3. Baltimore 90.0**

NGATA SCORES

In the 2011 Week 3 win at St. Louis, **DT Haloti Ngata** scooped up a Sam Bradford fumble and returned it 28 yards for his first-career TD. Ngata's scamper is the third-longest FR-TD in Ravens history, shy of OLB Adalius Thomas' 57- and 35-yarders.

D-TACKLE DOMINANCE

In the Ravens' season-opening win vs. Cincy, **DT Haloti Ngata** notched 1.5 QB drops, tying a career high. He has 8 sacks dating back to 2011, has racked up 96 tackles (fifth among NFL DTs) and has 6 PD, third most among NFL DTs during this span.

MOST TACKLES BY NFL DTs (Since 2011)

- Ahtyba Rubin 104
- Justin Smith 101
- Domata Peko 98
- Brandon Mebane 97
- 5. Haloti Ngata 96**

PASSES DEFENSED BY NFL DTs (Since 2011)

- Randy Starks 8
- Vince Wilfork 8
- 3. Haloti Ngata 6**
- Five players 5

NGATA'S STREAK SNAPPED

DT Haloti Ngata (shoulder) was active in Week 10 vs. Oakland, but did not see game action following a coach's decision to rest him. Ngata had started 35-straight games entering the Raiders contest.

OFFENSIVE PLAYER NOTES

THE FRANCHISE QB




QB Joe Flacco, the Ravens' all-time leading passer, reached the 16,000-yard milestone for his career with a 341-yard performance in Week 10's win vs. Oakland. Flacco has racked up 2,331 yards in nine games this season, the NFL's 11th most. In Weeks 1-4, he had 1,269 yards, the best four-game output of his career.

RAVENS ALL-TIME PASSING LEADERS (Franchise History)

Rk.	Player	G	Att	Cmp	Pct	Yards	TD	INT	Rate
1.	Joe Flacco	73	2,267	1,376	60.7	16,147	93	53	86.3
2.	Kyle Boller	53	1,311	746	56.9	7,846	45	44	71.9
3.	V. Testaverde	29	1,019	596	58.5	7,148	51	34	82.8

AIR IT OUT



PASSING YARDS (2012 Season)

1. Drew Brees 2,847
2. Matt Ryan 2,771
3. Carson Palmer . . . 2,723
4. Matt Stafford . . . 2,722
5. Peyton Manning . . 2,705
6. Tom Brady 2,645
7. Eli Manning 2,641
8. Andrew Luck 2,631
9. Tony Romo 2,603
10. Aaron Rodgers . . . 2,383
11. Joe Flacco 2,331

25+ YARD PASSES (2012 Season)

1. Joe Flacco 25
- Peyton Manning . . 25
3. Drew Brees 24

YARDS/PER COMP. (2012 Season)

1. Josh Freeman . . . 14.6
2. Cam Newton . . . 13.8
3. Andrew Luck . . . 12.7
4. Joe Flacco 12.5
5. Drew Brees 12.3

FLACCO IS THE FIRST

QB Joe Flacco is the first starting QB in NFL history (since 1970 merger) to lead his team to the playoffs in each of his first four seasons. Flacco has helped the Ravens earn five playoff wins since '08, tied (Ben Roethlisberger and Kurt Warner) for the second-most victories by a QB over the first four years of a career (Tom Brady - 6).

RAVENS RECORDS

QB Joe Flacco owns a franchise-record 28 100-plus single-game passer ratings, including four in 2012. Flacco has also posted three of the Top 4 passing games in team history.

RAVENS SINGLE-GAME PASSING YARDS

Yards	Player	Opp./Date
429	Vinny Testaverde	vs. STL, 10/27/96
389	Joe Flacco	at STL, 9/25/11
385	Joe Flacco	at Min., 10/18/09
382	Joe Flacco	vs. NE, 9/23/12

12 GAME-WINNING DRIVES

Week 9 Comeback at Cleveland -- Final Score: 25-15

In Week 9, the Ravens won 25-15 after falling behind 15-14 early in the fourth quarter. QB Joe Flacco threw a 19-yard TD pass to WR Torrey Smith with 4:26 remaining, providing the game's deciding score (K Justin Tucker later added a 43-yard FG).

It marked Flacco's **12th-career game-winning drive** in the fourth quarter or overtime (13th including postseason) and his second such drive this season (see below for that info).

Week 3 Comeback vs. New England -- Final Score: 31-30

In Week 3, Flacco marched the Ravens on a 7-play, 70-yard drive to set up Tucker's 27-yard game-winning FG as time expired.

FLACCO FAST FACTS

MOST WINS BY STARTING QBs (Including Playoffs/ Since 2008)

Rk.	Player	Record
1.	Joe Flacco	56-26
2.	Drew Brees	53-25
3.	Ben Roethlisberger	52-22
4.	Aaron Rodgers	51-26
	Matt Ryan	51-23

- In Flacco's 51 regular season wins (tied with Matt Ryan for the most by a starting QB since 2008), Flacco is 923-of-1,479 (62.4%) for 11,579 yards, 69 TDs and 20 INTs (96.6 rating).

- Baltimore is 32-3 when Flacco produces at least a 95 rating (and 17-1 when he's at 110.0 or better).

- Flacco owns 32 career regular season wins at home, good for the most among NFL starting quarterbacks since 2008. Flacco is 32-5 at M&T Bank Stadium.

MOST CONSECUTIVE STARTS BY QUARTERBACKS (Active Streaks / Regular Season)

Rk.	Player	Starts
1.	Eli Manning	129
2.	Philip Rivers	105
3.	Joe Flacco	73
4.	Tom Brady	57

WINNINGEST AFTER FOUR

QB Joe Flacco's 44 regular season wins in his first four years are the most ever by a QB in the first four seasons (2008-11) of a career. **Now in his fifth season, he has 51 wins (56 including playoffs).**

MOST WINS BY STARTING QB / FIRST FOUR SEASONS (Since 1970 Merger)

Rk.	Quarterback (Years)	Record	Playoff Record
1.	Joe Flacco (2008-11)	44-20	5-4
2.	Matt Ryan (2008-11)	43-41	0-3
3.	Dan Marino (1983-86)	41-16	3-3

Flacco Playoffs Quick Hit:

- In the 2011 Divisional vs. Hou. (1/15/12), Flacco became the only QB in NFL history (since 1970 merger) to start a playoff game in each of his first four seasons. He owns a 5-4 postseason record (four wins on the road).

JOE SETS BALTIMORE RECORDS

In 2011, **QB Joe Flacco** surpassed the 3,500-yard passing milestone for the third-consecutive season, becoming the first QB in Baltimore football history (Colts and Ravens) to accomplish the feat. Flacco also threw for 20 TDs in 2011, posting his third-straight 3,500-yard/20-touchdown campaign.

SINGLE-SEASON PASSING YARDS (Ravens History)

Rk.	Player (Year)	Cmp-Att	Pct.	Yards	TD	INT	Rate
1.	V. Testaverde ('96)	325-549	59.2	4,177	33	19	88.7
2.	Joe Flacco ('10)	306-489	62.6	3,622	25	10	93.6
3.	Joe Flacco ('09)	315-499	63.1	3,613	21	12	88.9
4.	Joe Flacco ('11)	312-542	57.6	3,610	20	12	80.9

LEADER OF THE 300s

QB Joe Flacco has passed for a Ravens' record 11 300-yard games, including three this season (382 vs. NE, 356 vs. Cle. & 341 vs. Oak.).

300-YARD PASSING GAMES (Ravens Single Seasons)

1. V. Testaverde (1996) . . 5
2. Joe Flacco (2011) 4
3. Joe Flacco (2012) 3
- Joe Flacco (2009) 3

300-YARD PASSING GAMES (Ravens History)

1. Joe Flacco (2008-12) . . 11
2. V. Testaverde (1996-97) . . 8
3. Three other players 2

OFFENSIVE PLAYER NOTES

RICE RANKS No. 1



Two-time Pro Bowl RB **Ray Rice** posted a career-best and an NFL-high 2,068 yards from scrimmage in 2011, also adding a Ravens' record 15 total TDs. This season, he ranks sixth in the NFL in yards from scrimmage per game (104.6). Dating back to 2009, Rice owns the most yards from scrimmage (6,826).

NFL NET YARDS FROM SCRIMMAGE PER GAME (2012 Season)

Rk. Player	Scrim. YPG	---Rush---		---Pass---	
		Att-Yds	TD	Rec-Yds	TD
1. Doug Martin	128.7	173-862	7	23-296	1
2. Adrian Peterson	128.3	195-1,128	7	29-155	0
3. Marshawn Lynch	114.2	212-1,005	5	14-137	0
4. Calvin Johnson	108.2	0-0	0	60-974	2
5. Arian Foster	107.1	221-872	10	17-92	2
6. Ray Rice	104.6	144-657	7	35-284	0

NFL NET YARDS FROM SCRIMMAGE (Since 2009)

Rk. Player	Scrim. Yards	---Rush---		---Pass---	
		Att-Yds	TD	Rec-Yds	TD
1. Ray Rice	6,826	996-4,580	31	252-2,246	5
2. Chris Johnson	6,591	1,106-5,279	33	175-1,312	3
3. M. Jones-Drew	5,886	1,040-4,735	29	144-1,151	7

RICE & FAULK: NFL ELITE

In 2011, Pro Bowl RB **Ray Rice** became just the second player in NFL history to post multiple 1,000-yard rushing/700-yard receiving seasons (also in 2009), joining Hall of Famer Marshall Faulk, who did it an impressive four times (1998-2001).

RB RECEIVING RECORDS

RB **Ray Rice** is the Ravens' all-time receiving leader by a RB (285 for 2,519) and has 6 of the top 10 receiving days by a RB in team history. In 2012, Rice has 35 catches for 284 yards.

RECEIVING YARDS BY A RUNNING BACK (Ravens Single-Game History)

Rk. Player	Game/Date	Yards	Rec.	Avg.
1. Ray Rice	10/18/09 at Min.	117	10	11.7
2. Jamal Lewis	12/08/02 vs. NO	108	4	27.0
3. Priest Holmes	10/11/98 vs. Ten.	98	13	7.5
4. Ray Rice	11/7/10 vs. Mia.	97	7	13.9
5. Earnest Byner	10/27/96 vs. STL	96	6	16.0
6. Ray Rice	11/8/09 at Cin.	87	8	10.9
7. Ray Rice	9/25/11 at STL	83	5	16.6
8. Ray Rice	12/19/10 vs. NO	80	5	16.0
9. Ray Rice	10/11/09 vs. Cin.	74	7	10.6
10. Bam Morris	11/10/96 at Jax.	73	3	24.3

RAVENS ALL-TIME RUSHING

Rk. Player	Att.	Yards	Avg.	LG	TDs
1. Jamal Lewis	1,822	7,801	4.3	82t	45
2. Ray Rice	1,103	5,034	4.6	70t	31
3. Willis McGahee	673	2,802	4.2	77t	31

HUNDREDS ALL AROUND

RB **Ray Rice** has compiled 38 games with at least 100 total yards from scrimmage during his career, including 36 since he became a full-time starter and earned his first Pro Bowl honors in 2009. Rice's 36 games dating back to the '09 campaign rank as the NFL's most.

GAMES W/ 100+ TOTAL YARDS FROM SCRIMMAGE (Since 2009)

Rk. Player (Team)	100-Yard Games
1. Ray Rice (Bal.)	36
2. Chris Johnson (Ten.)	33
3. Adrian Peterson (Min.)	32
4. Maurice Jones-Drew (Jax.)	30

RAY RICE'S TOP THREE YARDS FROM SCRIMMAGE (Since Career Began in 2008)

Rk. Date/Opp.	Total Yards	---Rush---	---Pass---
		Att-Yds TD	Rec-Yds TD
1. 12/19/10 vs. NO	233	31-153 1	5-80 1
2. 12/13/09 vs. Det.	219	13-166 1	4-53 0
3. 12/4/11 at Cle.	214	29-204 1	2-10 0

TOP RB TARGET

RB **Ray Rice** leads the NFL in receptions and receiving yards by a running back since he entered the league in 2008, amassing 285 catches for 2,519 yards. Rice owns an NFL-best (by a RB) 85 catches on third down during this time, earning 36 first downs (second only to Darren Sproles' 37 first downs on 74 third-down catches).

NFL RECEPTIONS BY A RB (Since 2008)

1. **Ray Rice (Bal.) 285**
2. Darren Sproles (NO) . . 258
3. Matt Forte (Chi.) . . . 245

NFL RECEIVING YARDS BY A RB (Since 2008)

1. **Ray Rice (Bal.) 2,519**
2. Darren Sproles (NO) . . 2,392
3. Matt Forte (Chi.) . . . 2,161

RICE TRENDS

Since RB **Ray Rice** entered the NFL in 2008, here are Baltimore's records when he hits a certain milestone during a game:

With 100+ rushing yards 13-2	With 100+ scrimmage yards . . . 27-11
With 15+ rushing attempts 34-5	With 150+ scrimmage yards . . . 11-4
With at least 1 rushing TD 21-2	With 175+ scrimmage yards 6-1

1,000/700 CLUB

RB **Ray Rice** and Marshall Faulk are the only players in NFL history to post multiple 1,000-yard rushing/700-yard receiving seasons.

PLAYERS WITH 1,000 RUSHING & 700 RECEIVING YARDS (Single-Season NFL History)

Player (Year)	Rushing Yards	Receiving Yards
Marcus Allen (1984)	1,168	758
William Andrews (1981)	1,301	735
Roger Craig (1985)	1,050	1,016
Marshall Faulk (2001)	1,382	765
Marshall Faulk (2000)	1,359	830
Marshall Faulk (1999)	1,381	1,048
Marshall Faulk (1998)	1,319	908
Steven Jackson (2006)	1,528	806
Ray Rice (2011)	1,364	704
Ray Rice (2009)	1,339	702
LaDainian Tomlinson (2003)	1,645	725
Brian Westbrook (2007)	1,333	771

OFFENSIVE PLAYER NOTES

DEEP THREAT



Entering Week 11, second-year **WR Torrey Smith** ranks fifth in the NFL with a 17.7 yards-per-catch average, posting 548 yards on 31 receptions. Smith has also registered a team-high 7 receiving TDs this season, and in just 25 career games, has 14 scores.

NFL AVERAGE YARDS PER CATCH LEADERS (2012 Season)

Rk.	Player	Rec.	Yards	Avg.	LG	TD
1.	Josh Gordon	19	417	21.9	71t	4
2.	Vincent Jackson	36	769	21.4	95	6
3.	Cecil Shorts	29	561	19.3	80t	4
4.	Mike Williams	31	568	18.3	65	5
5.	Torrey Smith	31	548	17.7	52	7

Smith Quick Hit:

- Of his 548 yards this year, 418 have come at the spot Smith makes the catch.

TORREY'S COURAGEOUS NIGHT

WR Torrey Smith played in Week 3's Sunday night victory over New England after his brother, 19-year-old Tevin Jones, passed away in a motorcycle accident earlier that morning. Smith posted 6 catches for 127 yards and 2 TDs in the come-from-behind win, producing the third 100-yard game of his young career. Additionally, he eclipsed the 1,000-yard receiving milestone for his career.

2011 ROOKIE SENSATION

In 2011's Week 11 game vs. Cincinnati, **WR Torrey Smith** set a Ravens' single-season and single-game record for receiving yards by a rookie, totaling a career-high 165 yards on 6 catches (27.5 avg.). In 2011, he had 50 catches for 841 yards and a Ravens' rookie-record 7 TDs. Impressively, the '11 second-round pick owns two of the Top 5 receiving days in team history.

Smith Quick Hits:

- During the '11 campaign, Smith ranked 13th in the NFL with a stout 16.8 yards-per-catch avg.
- Smith's 26-yard TD catch with 8 seconds remaining in Week 9 at Pit. capped a 92-yard drive and sealed the Ravens' 23-20 win.

MOST RECEIVING YARDS (RAVENS SINGLE-GAME HISTORY)

Yds.	Player/Game (Catches)
258	Qadry Ismail @ Pit., 12/12/99 (6 rec.)
198	Derrick Alexander vs. Pit., 12/1/96 (7 rec.)
165	Torrey Smith vs. Cin., 11/20/11 (6 rec.)
164	Mark Clayton @ Cin., 11/30/08 (5 rec.)
152	Torrey Smith at STL, 9/25/11 (5 rec.)

- Impressively, 5 of his 7 TD receptions in 2011 covered at least 25 yards (74, 41, 38, 36, 26, 18 and 8 yards), and he averaged a sensational 34.4 yards-per-TD catch.

- Never before has a Ravens' wideout registered dual 150-yard receiving games in a season (165 vs. Cin. and 152 at STL). Smith also posted the Top 2 receiving yards performances by a rookie in the NFL in 2011.

- In Week 11, Smith joined Ken Burrow (2 in 1971) and Randy Moss (3 in 1998) as the only rookies in NFL history to have multiple games with at least 150 receiving yards and a TD catch.

- Smith set the Ravens' rookie record for TDs in a season (7).

NFL 25+ YARD RECEPTIONS (2012 SEASON)

Rk.	Player	25+ Yard Catches
1.	D. Thomas (Den.)	14
2.	Calvin Johnson (Det.)	11
	Julio Jones (Atl.)	11
4.	Vincent Jackson (TB)	10
5.	Torrey Smith (Bal.)	9
	A.J. Green (Cin.)	9
	Denarius Moore (Oak.)	9

BOASTIN' ABOUT BOLDIN



Three-time Pro Bowl **WR Anquan Boldin** has 747 career catches for 9,792 yards and 55 TDs, producing 73.1 receiving yards per game, which ranks third best among active players. With 887 yards in 14 games in 2011 (on 57 catches), he averaged a career-best 15.6 yards per catch and registered the eighth 800-yard campaign of his career. This season, Boldin owns team highs in catches (40) and receiving yards (548, tied with Torrey Smith).

NFL'S MOST RECEIVING YARDS PER GAME (Active Players / Min. 100 Games)

Rk.	Player	GP	Rec.	Yards	TD	YPG
1.	Andre Johnson	131	752	10,253	54	78.3
2.	Larry Fitzgerald	133	744	10,200	77	76.7
3.	Anquan Boldin	134	747	9,792	55	73.1
4.	Randy Moss	211	969	15,112	155	71.6
5.	Brandon Marshall	100	561	7,151	41	71.5

Boldin Quick Hits:

- With 131 yards on 9 catches in Week 4's win vs. Cleveland, Boldin now owns 33 career 100-yard receiving games.
- Boldin's six 100-yard games as a Raven rank third in team history: Mark Clayton (9), Derrick Mason and Derrick Alexander (7 each).
- Boldin is on pace to notch 71 catches for 974 yards this season.
- Boldin has produced 10 catches of 20-or-more yards this season, tying for 10th in the NFL.

FASTEST TO 400, 500 & 600

WR Anquan Boldin is the fastest player in NFL history to reach 400, 500 and 600 catches. In 2011's Week 13 at Cleveland, he (123 games) hit the 700 milestone, becoming the third fastest (Marvin Harrison - 114 and Andre Johnson - 120) to hit the coveted mark.

FASTEST TO REACH 600 RECEPTIONS / NFL HISTORY

Player	Team With	No. of Games
Anquan Boldin	Baltimore	98
Marvin Harrison	Indianapolis	102
Andre Johnson	Houston	104
Larry Fitzgerald	Arizona	106

FASTEST TO 400		FASTEST TO 500		FASTEST TO 600	
Player	Gm	Player	Gm	Player	Gm
Anquan Boldin	67	Anquan Boldin	80	Anquan Boldin	98
Kellen Winslow Sr.	72	Larry Fitzgerald	87	Marvin Harrison	102

BOLDIN'S FINE NINE


WR Anquan Boldin is one of just four players in NFL history to start a career with nine-straight seasons of at least 50 receptions. Boldin, in his 10th NFL campaign (third in Baltimore), is currently on pace to notch 71 catches and 974 yards in 2012.

CONSECUTIVE 50-PLUS CATCH SEASONS TO BEGIN A CAREER (NFL History/Since 1970 Merger)

Rk.	Player	Consec. Seasons	Years
1.	Marvin Harrison (Ind.)	11	1996-2006
	Torry Holt (STL)	11	1999-2009
3.	Gary Clark (Was., Pho./Ari.)	10	1985-94
4.	Anquan Boldin (Ari., Bal.)	9	2003-present
5.	Larry Fitzgerald (Ari.)	8	2004-present
	LaDainian Tomlinson (SD)	8	2001-08

SPECIAL TEAMS PLAYER NOTES

SOARING WITH SAM



P Sam Koch, a 2010 Pro Bowl alternate, owns a 44.4 career gross average and 38.5 career net average, both marks that rank first in Ravens history. In 2011, Koch posted a career-high and Ravens franchise-record 46.5 gross average, breaking his previous mark of 45.0 (2008 season).

CAREER GROSS PUNTING AVG. (Ravens History)

Rk.	Player	Avg.
1.	Sam Koch	44.4
2.	Greg Montgomery	43.2
3.	Dave Zastudil	41.6

CAREER NET PUNTING AVG. (Ravens History)

Rk.	Player	Avg.
1.	Sam Koch	38.5
2.	Greg Montgomery	37.2
3.	Kyle Richardson	35.4

PINNING 'EM DEEP

P Sam Koch is the Ravens' all-time leader in punts inside the 20 (currently has 183 during his career). In 2010, he posted a career-high 39 boots inside the 20, which were the NFL's second most and tied for sixth best all time in league history.

PUNTS INSIDE THE 20 (Ravens History)

Rk.	Player	In 20
1.	Sam Koch	183
2.	Kyle Richardson	128
3.	Dave Zastudil	89

PUNTS INSIDE THE 20 (2010 NFL Season)

Rk.	Player	In 20
1.	Steve Weatherford	42
2.	Sam Koch	39
3.	Andy Lee	34

Koch Quick Hits:

- In 2011, Koch placed 21 punts inside the 20 while averaging a career-high 46.5 yards per boot, which ranked 10th in the NFL.
- In 2010, Koch (39) tied (Kyle Richardson, 1999) for the most single-season punts inside the 20 in Ravens history.

KOCH AMONG THE BEST

Since entering the NFL in 2006, **P Sam Koch's** 183 punts inside the 20 rank third in the league.

NFL PUNTS INSIDE THE 20 (Since 2006)

Rk.	Player	In 20
1.	Dustin Colquitt (KC)	201
2.	Andy Lee (SF)	189
3.	Sam Koch (Bal.)	183

CAREER DAY FOR KOCH

In Week 10's 55-20 win over Oakland, **P Sam Koch** scored his first-career touchdown on a fake FG in the third quarter. Koch scampered 7 yards for the score.

Additionally, Koch launched 4 punts for 210 yards to produce a 52.5-yard gross and net average. Both averages rank as the best single-game marks in team history (min. 4 punts), while the net also stands No. 2 in the NFL this season (Atlanta's Matt Bosher, 52.8, on 10/14/12).

RAVENS GROSS AVERAGE (Single-Game History)			RAVENS NET AVERAGE (Single-Game History)		
Player	Avg.	Game	Player	Avg.	Game
Sam Koch	52.5	11/11/12 vs. Oak.	Sam Koch	52.5	11/11/12 vs. Oak.
Dave Zastudil	52.5	9/30/02 vs. Den.	Sam Koch	48.8	10/21/12 at Hou.

KICKER TUCK



Rookie free agent **K Justin Tucker** earned the starting kicking job after a training camp battle with veteran Billy Cundiff. A versatile performer who kicked in a variety of roles during his four seasons at Texas, he handled kickoffs in 52 games, punting duties in 41 contests and placekicking efforts in 25 games.

Tucker has connected on 17 of his 18 FGAs this season, hitting 4 50+ FGs, which ranks as a Ravens' single-season record and ties for the second-most such kicks during the 2012 NFL campaign.

JUSTIN TUCKER FIELD GOALS (2012 NFL Season)

Year	1-19	20-29	30-39	40-49	50+	Total	Pct.	LG	PAT	Pts
2012	0-0	3-3	4-4	6-7	4-4	17-18	94.4	56	27-27	78

50+ FIELD GOALS MADE (2012 NFL Season)

Rk.	Player (Team)	M	A	Pct.
1.	Blair Walsh (Min.)	5	5	100.0
	Greg Zuerlein (STL)	5	8	62.5
3.	Justin Tucker (Bal.)	4	4	100.0
	Phil Dawson (Cle.)	4	4	100.0

TUCKER'S NFL NUMBERS

7

PATs made by **K Justin Tucker** in Week 10's 55-20 win over Oak., setting a single-game franchise record. He had 13 points on the day.

17/18

Field goals Tucker has kicked and connected on through nine games this season, including Week 3's 27-yard game-winner as time expired vs. New England.

51, 51, 54, 56

FG longs by Tucker this season. He has posted two games where he's connected on dual 50+ FGs (Week 2 at Phi. & Week 7 at Hou.), making him one of eight players in NFL history (and the first rookie ever) to accomplish such a feat.

78

Points by Tucker in 2012, eighth most in the NFL.

KICK IT OFF

Rookie **K Justin Tucker**, signed by the Ravens as a free agent this past May, has been very strong with his kickoffs this season, producing the NFL's fifth most touchbacks (32) entering Week 11. Additionally, his 69.7 yards per kickoff rank No. 1 in the NFL.

NFL KICKOFF TOUCHBACKS (2012 Season)

Rk.	Player	KO	TB	Pct.	Yds.	Avg.	Ret.
1.	Michael Koenen	54	42	77.8	3,640	67.4	12
2.	Blair Walsh	55	41	74.5	3,771	68.6	14
3.	Matt Prater	53	36	67.9	3,375	63.7	17
4.	Stephen Gostkowski	62	34	54.8	4,073	65.7	28
5.	Justin Tucker	53	32	60.4	3,692	69.7	21

SPECIAL TEAMS PLAYER NOTES

JACOBY'S JAUNTS



WR/RS Jacoby Jones leads the NFL with a 38.6-yard KOR average entering Week 11. Jones, who has already posted 2 KOR-TDs this season (108 yards and 105 yards), is the only player with dual KOR-TDs in 2012 and the first Ravens player to ever have multiple KOR-TDs in a single season *and* a career.

NFL KICKOFF RETURN AVERAGE (2012 Season)

Rk.	Player	KOR	Yards	Avg.	Long	TD
1.	Jacoby Jones	14	540	38.6	108t	2
2.	Percy Harvin	16	574	35.9	105t	1
3.	Joshua Cribbs	27	801	29.7	74	0
4.	Joe McKnight	20	586	29.3	100t	1
5.	Leodis McKelvin	13	378	29.1	59	0

PRIMARY PUNT RETURNER

Since entering the NFL in 2007, **WR/RS Jacoby Jones** has registered the NFL's second-most PR yards (1,935 on 192 returns). Jones has returned 3 punts for TDs during this time and posted a 10.1-yard average. He also owns 7 punt returns of 50-or-more yards, including three 70-plus-yarders that produced TDs.

NFL PUNT RETURN YARDS (Since 2007)

Rk.	Player	PR	Yards	Avg.	Long	TD
1.	Devin Hester	181	2,256	12.5	89t	9
2.	Jacoby Jones	192	1,935	10.1	79t	3
3.	Joshua Cribbs	173	1,930	11.2	84t	3
4.	Leon Washington	139	1,442	10.4	84	0
5.	Ted Ginn Jr.	117	1,332	11.4	87t	3



In Week 6's victory vs. Dallas, **WR/RS Jacoby Jones** posted an NFL-record 108-yard KOR-TD, tying Ellis Hobbs and Randall Cobb for the longest in NFL history.

LONGEST KICKOFF RETURNS (NFL History)

Rk.	Player	KOR Long	Game/Date
1.	Jacoby Jones (Bal.)	108t	10/14/12 vs. Dal.
	Randall Cobb (GB)	108t	9/8/11 vs. NO
	Ellis Hobbs (NE)	108t	9/9/07 at NYJ

JONES STANDS ALONE

In Week 10 vs. Oakland, **WR/RS Jacoby Jones** scored a 105-yard KOR-TD, becoming the first Raven ever to post multiple KOR-TDs in a season. (In Week 6 vs. Dallas, he posted a 108-yard KOR-TD, tied with two other players for the longest in NFL history.)

Impressively, Jones is the only player in NFL history to record dual KOR-TDs of at least 105 yards in a career.

JONES BY THE NUMBERS

6

Career return TDs (3 PR and 3 KOR) for **WR/RS Jacoby Jones**, 2 of which (both KORs) have come during the 2012 campaign.

7

All-time KOR-TDs in Ravens history, 2 of which have been scored by Jones. He is the only player in Ravens history to have dual KOR-TDs in a season *and* a career.

STRONG SPECIAL TEAMS PLAY

Much of Baltimore's success this season can be attributed to the strong performances of the special teams units. In addition to posting a league-best 2 KOR-TDs (108 yards and 105 yards by **WR/RS Jacoby Jones**), scoring a TD off a fake FG (7-yard run by **P Sam Koch**) and being nearly perfect on FG attempts (**K Justin Tucker** is 17-of-18), Baltimore's return blocking and coverage teams have excelled. The Ravens rank fifth in the NFL in opponent average starting position after a KO (20.5-yard line) and are third in average starting position after a KO (25.0-yard line). *Additionally, Baltimore's 29.8-yard KOR average ranks first in the NFL.*

AVERAGE STARTING POSITION AFTER KICKOFF (2012 Season)

Rk.	Team	KOs	Adj. KOs	Returns	Start Line
1.	Chicago Bears	34	30	23	26.2
2.	Minnesota Vikings	52	50	28	25.6
3.	Baltimore Ravens	50	46	32	25.0
4.	Pittsburgh Steelers	39	38	23	24.3
5.	Buffalo Bills	58	58	22	24.1

OPPONENT AVERAGE STARTING POSITION AFTER KICKOFF (2012 Season)

Rk.	Team	KOs	Adj. KOs	Returns	Start Line
1.	Chicago Bears	54	53	23	19.4
2.	New Orleans Saints	51	49	21	19.7
3.	Cleveland Browns	43	41	27	19.9
4.	Seattle Seahawks	47	45	23	20.4
5.	Baltimore Ravens	55	53	22	20.5

PRO BOWL SPECIAL TEAMERS

This offseason, the Ravens signed **CB Corey Graham**, who earned special teams Pro Bowl honors with Chicago during the 2011 campaign. In addition to Graham, the Ravens also boast another Pro Bowl special teamer in **LB Brendon Ayanbadejo**, who has made three trips to the NFL's All-Star game. Ayanbadejo (181) and Graham (110) have combined to post 291 special teams tackles during their careers.

Entering Week 11, Ayanbadejo has posted 8 special teams stops (tied for second most on the team), Graham has totaled 6, and second-year **RB Anthony Allen** has registered a team-high 9 special teams tackles.

RAVENS IN OUR COMMUNITY

COAT DISTRIBUTION



S James Ihedigbo

The Baltimore Ravens and the Lady Ravens Association worked together with Kathryn's Closet for the ninth annual Coat Giveaway at the Helping Up Mission Homeless Shelter on Tuesday (11/6). Several Ravens players, including **WR Anquan Boldin**, **TE Ed Dickson**, **S James Ihedigbo**, **DT Bryan Hall**, **T Jah Reid** and **WR Torrey Smith**, distributed over 250 coats, hats, gloves and toiletries to Baltimore men in need.

"It's an opportunity to give back to the folks of this great city. It means a lot to them, and they mean a lot to us. Anytime we have the opportunity to give back, we do. I'm excited to be here to hand out these coats. It's wintertime, and it's cold. There are a lot of folks in need." - **WR Torrey Smith**



WR Torrey Smith



DT Bryan Hall



WR Anquan Boldin

PRACTICE VISIT

At practice on Thursday (11/8), **S Ed Reed** and the Baltimore Ravens hosted over 50 students from Booker T. Washington Middle School in Baltimore. As a reward for doing well and an incentive for continued success in the classroom, students who made the honor roll were invited to attend the practice.

Many players and coaches, including **QB Joe Flacco**, **RB Ray Rice**, **WR Torrey Smith** and head coach **John Harbaugh**, stayed after practice to meet the children and sign autographs.



Head Coach John Harbaugh and Principal Debbie Thomas

A PURPLE EVENING

On Monday (11/5), the fifth annual "A Purple Evening" took place at M&T Bank Stadium. An event catered to female Ravens fans, "A Purple Evening" offered ticket holders the chance to experience M&T Bank Stadium, including an on-field football clinic, club level activities and a look inside the Ravens' locker room. Also, participants were offered the opportunity to meet and interact with Ravens players. Over 40 players and 5,000 attendees were present.



G Bobbie Williams



HEAD COACH JOHN HARBAUGH MONDAY PRESS CONFERENCE

Opening statement: “Good to see everybody. Thanks for coming out. Sorry for being a little bit late coming in. After reviewing the game, it was a good, solid team win. All three phases played well. There are a number of things that we can do better in each area. We have a process, really, no matter how the game goes result-wise. We try to look at the things we did well and build on those things and [look at] the things we didn’t do well and improve on those things and just try to become as much better as we can from one week to the next. So, we’ll just continue along that line, even with a victory. [There were] a lot of really great individual performances. A number of guys stepped up and played really, really well in this game, and it showed up in big plays and big hits and game-changing plays. Sometimes that accounts for that score, and some of those things that happened, guys make plays. So, that was a real positive. A lot of those guys were young guys. A number of young guys have stepped in – with some of the injuries that we’ve had – and have really grown as players the last couple of weeks. You make your biggest progress when some of your young players get better. Those are the guys that have the most room to get better and to improve, and we have a number of guys doing that. That accounts for some of our improvement the last few weeks. So, that’s kind of where we are with that.

“As far as the injuries, I really don’t have anything new to report on that until Wednesday. We don’t have any new information. We don’t have anything major coming out of the game. Haloti [Ngata], obviously, and Jimmy [Smith] – resting should be a plus for us. We’ll just have to see how those guys look on Wednesday.”

The first month of the season, you had a couple of national TV games and the schedules were kind of irregular. You have been on a good Sunday-to-Sunday roll now. Has that helped in any way? (Joe Platania) “It probably has. It probably has been a good thing to get on a routine. We like routine, and we like to have that process, that seven-day process between games. And the players getting that rest is a big thing, and having a chance to recover is good for the players.”

Ed Reed was tough on himself yesterday; he didn’t feel like he had a good game. What did you see from that game? We saw the one missed tackle on the touchdown, but were there other things? Or, was it just him being hard on himself? (Aaron Wilson) “That’s the thing about Ed – he is a great player. He is definitely his own worst critic, his own strongest critic. He has a really high standard for how he is going to play, and I’m sure that’s reflected in those comments. I thought he played well. Ed sets a high bar, and he usually reaches it.”

[Reed] indicated after the game that it was his decision to pull himself out of the game because he felt like he didn’t play up to his standard ... (Jerry Coleman) “That’s a conversation that we had. I had a tough time getting Terrell [Suggs] out of the game at one point. We were finally able to accomplish that. These guys have a lot of pride. These are some of the most competitive men, or athletes, in the world, and that’s how that conversation goes sometimes in a game like that. But, that’s the way that one went.”

Coach, we’ve all played sports where the coach says, ‘Hands up on defense.’ Was that all that was yesterday, or was it something that [defensive coordinator] Dean Pees and the coaches saw? (Stan Charles) “It was more an emphasis. We’ve been trying to get that for a while. There [are] a lot of things that build into it – a lot of assignment things and technique things. And to see that happen as a coach [is rewarding]. Whenever things start to fall in place that way with a technique, and when you get the results with production like we did with the batted balls, that’s a pretty rewarding feeling. I thought our guys did a great job with that.”

Speaking of Dean Pees, there were a lot of different fronts he was using in the sub packages. Does that just speak to his knowledge of the game and that sort of thing? (Jason Butt) “No question. His creativity [is amazing]. He’s had a lot of [experience] – all the coaches have – and the players are a part of that process. A lot of those players go up and meet with Dean every Tuesday about the game plan. But, they’ve been very creative. They’ve been very creative to find pressure. They’ve been very creative to change up the coverages. [Secondary coach] Teryl Austin does a great job in the back end, [LBs coach] Ted [Monachino] and [defensive line coach] Clarence [Brooks] on the front end and [inside linebackers coach] Don [Martindale] with the linebackers. They’ve done a really good job of mixing some fronts up and putting some guys in different spots to account for some of our personnel issues. Obviously, we didn’t have the yardage result we probably wanted. If you watch Oakland, they’ve put up tons of yards this year. They’ve put up tons of yards in the second half – tons of yards in the fourth quarter especially. We were very aware of that going into this game. We’re a little disappointed with some of the yardage things. We didn’t want to give up those yards, and it was really five plays that accounted for most of their yards. But, I thought our guys did a great job creatively coming up with ideas to get them stopped.”



John, not that the players' personal gratification with the schemes is the goal, but they seem to enjoy playing different spots. Courtney Upshaw, in particular, was playing as a down lineman and using his speed edge. How much did players doing something different seem to help them? **(Aaron Wilson)** "No question. It's a big credit to those guys. We've got guys [playing different roles], and Courtney is a great example of that. Here's our top pick – our defensive player that we picked as our first pick – and he's played a number of different positions. Obviously, he's been getting better every single week. He's a smart football player. He's a physical football player. To me, he's a reflection [of that]. He's kind of the guy you look to. But, it wasn't just him. We played a lot of guys in different positions in this game. So, for them to know their assignments and to execute them the way they did was a real positive for us."

Even though you guys gave up a lot of yards yesterday, and we've seen that at other points of the season, it seems like when you are able to create turnovers. The defense kind of feeds off it, and the yards don't affect them as much. Is that what you see? **(J. Michael)** "No doubt. Turnovers are really the name of the game – turnovers and red zone defense. Those are two areas that we did very well with yesterday and we've really done well with all year. Combine that with 70 rushing yards, so you've got a little more control of the run game, it's probably a good defense outing. It could have been a six-point-kind of an outing, but they had the big plays, and that was the points because of the two long touchdown passes, and that was the yardage accounted for in those five plays."

What do you think has made you so good in red zone defense? **(Ryan Mink)** "We've got guys that understand how to play it. We've got really creative packages. We do a lot of different things down there. It's hard to figure out what we're in, what coverage we're going to be in. I think it causes quarterbacks to hold the ball a little bit and gives us a chance to get some pressure. We're a lot better now than we were early in the year of giving up runs in the low red area. We had a couple of runs on us in the low red zone early. We seem to have controlled that lately. Those are probably the keys."

John, what did you see from Jah Reid's performance yesterday looking back at the tape? **(Brett Hollander)** "A lot of good things and some other things that he can get better at. But, he's a very physical player. He is really athletic. He can bend, he can get his pads down, and that's not easy to do for a guy his size. He played well. There were some pass-protection-technique issues that he had. He has some pass-set things that he has to continue to work on that he knows about and he can work on. But all in all, he played pretty well."

Do you anticipate Jah Reid playing again next week, or do you think that Bobbie Williams will get the bulk of it? **(Aaron Wilson)** "I don't know who will get the bulk of it, but I anticipate both of those guys playing in there. Jah has some versatility in some other positions, too. Of course, Bobbie can play the right guard as well, so it's good to have some flexibility there."

Coach, in terms of Jacoby Jones, he now has two 105-plus-yard kickoff returns. Does he have the green light no matter how deep in the end zone he is now? **(Jerry Coleman)** "I would say no. Jacoby would probably tell you yes. *(laughter)* That's probably where we're at with it right now. It depends on hang time. We don't really have a depth issue. The whole dynamic of the kickoff return rules have changed. What's happened is when you bring them out that deep, the geometry of the play has changed a little bit, so you see more big plays for some reason. But, when it's a high kick deep like that, then we try to keep them in there."

What do you think of Jacoby Jones' dance moves? **(Garrett Downing)** "I was impressed. His mom and his family were right in that corner [of the field]. Did you know that? He tossed the ball to his mom, and he and his mom had that little dance thing going. We did show it to the team today in our team meeting." *(laughing)*

Do you remember "The Cabbage Patch?" That's an old one. **(Aaron Wilson)** "I remember 'The Cabbage Patch,' the name of it, but I don't remember the dance itself. You want to demonstrate it for us up here? Everybody is like, 'Please, no!'" *(laughter)*

John, there was a lot of talk entering the season about how the Steelers' defense is getting old, something that you guys had to put up with as well. Does it look like the demise of the Steelers' defense was kind of exaggerated when they are still playing well, even without Troy Polamalu and James Harrison, who have missed some games? **(Matt Vensel)** "Absolutely. Very well put. It was greatly exaggerated, no doubt. Isn't that the term, that their demise is greatly exaggerated? Something like that. Is that [Winston] Churchill? *(Reporter: "It was Mark Twain, I thought.")* Look it up. Mark Twain, that's the consensus. You guys should know that. They look great. They are playing great. They are the No. 1 defense in the league – run, pass, big plays, sacks; they are still getting sacks. It's just a premier defense, no doubt."



Speaking of Pittsburgh, Cary Williams said after the game, “They don’t like us, we don’t like them. It’s going to be hell out there.” From your experience, is it like that in these games? (Jason Butt) “To me, if you love football, there is no greater place to be. Playing there, in that great stadium, against that great organization, those games have always been great games. We’ve always felt like it’s a rivalry. We’ll continue to consider it to be a great rivalry. We’re excited to go play it – we always are. We respect them, and we love playing against them. I suspect they feel the same way.”

John, do you remember your reaction when you looked at the schedule and saw you had the Steelers twice in three weeks? (Jeff Zrebiec) “I was kind of like, ‘Interesting.’ Really, there are always quirks in the schedule – there really are – and every team has them. That’s kind of a quirk for us; we play them [twice in three weeks] and then sandwiched around a trip to San Diego. So, that’ll be a big challenge for us, but everybody has those challenges this year. That’s ours, and we’ll just have to deal with it and make it good.”

John, the fake field goal yesterday, getting beyond the criticisms or applauding of it, can that type of play set up something else down the road? (Stan Charles) “There’s always a chess game that way, season-long. It’s good for people to know that we’ve got the ability to run that, but that’s not a play that you only run once. That’s more of a numbers-count play. So, they are in a situation, defensively, where they are trying to win the game. They are throwing the ball down the field. There are still 20 minutes left in the game. They’ve scored a couple of touchdowns in the first five minutes of the second half, and they’re a dangerous offense. They are trying to win the game, so part of that was to line up eight guys on one side and try to block our kick there. They have a chance to block the kick. When you overload to that extent, you have a chance to block the kick. It’s a risk for us to go out and kick that. If we get it blocked, and they pick it up and run it for a touchdown, that’s a different ball game. We basically decided not to take that risk. We’d rather take our chances running over to the three-man side, and we feel like we’ve got good numbers over there, and we’ve got a great chance to be successful. If we kick the field goal – not that we can’t block that look – but they have an advantage, so we’d rather take that advantage away by running that play that we have in our arsenal anyway.”

Some of the people that I’ve talked to today have said, “They just shouldn’t have run it in a game like that. They should save it for another time.” (Stan Charles) “It’s not a one-time type of a thing. We’ve run that before. It’s the same thing that we did against Pittsburgh last year. There were 29 minutes left in that game, and they gave us the same kind of look, and we ran it in there and got the extra point there. It’s really no different thinking than it was in that game.”

Is there anything that can be said for momentum or the confidence that you guys got from yesterday’s game bringing you into this week’s game, or is there no carryover whatsoever? (David Ginsburg) “That’s a great question – a great dilemma. I can see it both ways. I’m kind of a confidence guy; I like confidence. Confidence is born of success. You do things well, it’s a positive thing. It doesn’t guarantee anything. Just like if you struggle the week before, it doesn’t guarantee that you can’t do something. Every week does stand on its own. Playing well is a good thing. We like to build on that.”

When you say that there are a number of young guys that have grown the last couple of weeks, can you identify who you have in mind when you are saying that? (John Eisenberg) “I’m probably going to forget somebody, and somebody’s going to feel bad. Jah [Reid] is a good example. He’s kind of come from nowhere with the injury. Courtney [Upshaw] is a good example. You can help me out here with some other young guys. Bernard Pierce comes to mind; he’s running the ball very well. I’m always excited when he takes the field and gets a chance to run the ball. (Reporter: “[Paul] Kruger still a young guy?”) Yes, let’s put him that category. Paul Kruger really had a great game. The tight ends stepping up – you want to talk about those guys as young guys. I thought Ed Dickson, seeing him play the way he did was big for us. He has so much talent, and he really stepped up and played well. Cary Williams – you consider him a young guy. He gets better and better every single week. He’s really playing well for us out there, especially with some of the injuries at corner. For him to be an anchor for us is a positive thing. Bernard Pollard played well. He’s not a young guy, but he certainly played well. DeAngelo Tyson – he played very well – got a couple of batted balls. Bryan Hall got in there and played real well. That’s his first opportunity really to play with what we were doing with the defensive line. The young linebackers played well. Josh Bynes continues to do well on special teams. Chykie Brown on special teams ... Chykie played corner quite a bit – played really well. Help me out. Anybody else? That’s quite a few guys. Tandon Doss with the punt return, too. He made a play, even though it got called back; he showed some skill and made the great catch over the middle.”

Before Corey Graham signed here, he wanted to play more DB, and then that was probably the most he’s been other than the nickel. What did he do out there? How did he grade? Did he do well? (Aaron Wilson) “Corey Graham graded out really well; he graded out really well. He’ll be very critical of some plays. I just talked to him today, and all he wanted to talk about were the plays he could do better on, but he made a number of plays. He can play man coverages. He has very good ball skills. He’s still learning our defense, and he’s still learning the nuances of it, and he’s done a great ... He’s a really smart guy. [He] combines that with his special teams duties. He’s doing really well.”



There have been more close games this year than lopsided games. How much can that help you going forward into this Steelers game, which are typically tight, not only for the players, but for the coaches? When you go back and think about a third-and-2 call that failed earlier in the year and you go back to in a game like this? (Mark Zinno) “That’s a great point. Just a chance to learn from those experiences having been in that ... From one year to the next, it helps you. We can draw things from last year, but when this team as a group experiences those things together, that’s the best learning. Some of the close losses we’ve had, too, help us. It will be a plus.”

In terms of the distribution that you had with the football to the receiving corps, is this the most comprehensive play among your receivers? Was this the ideal way you’d like to see the passing game? (J. Michael) “That’s a tough question to answer. It’s good to see it get spread around like that, and the fact that ... Their plan was to take away Torrey [Smith] and Anquan [Boldin]. Anquan still got some balls, especially early. He made a huge play for us coming off the goal line to get the first down. Torrey had the big plays. When they’re going to take away two of your top guys, for Joe [Flacco] to find those guys, that’s big for us. But, there could be other games where the ball goes to one of those guys 10, 12, 14 times – that could be just as productive for us. I don’t know if one is better than the other, but I know that everyone has a lot more fun when they’re involved, so that’s a plus.”

The offense scored on six of their first seven drives. What was the big difference that you saw from this game that you take away from it vs. what happened in Cleveland where they started off strong and stalled? (Kris Jones) “We probably made fewer mistakes. We converted third down a lot better. We had some third-and-longs in this game and some third-and-mediums, so we had probably less third-and-longs than we did in the Cleveland game. We made fewer mistakes on first down. We blocked a little better on first down than we did in the Cleveland game. I would say we just executed a little bit better during that stretch.”

You mentioned some of the young defensive players stepping up here in the last couple of weeks, but I can’t help but notice Terrell Suggs has been on the field the last few weeks. How much has his presence alone, even if it doesn’t show up in sacks and numbers, help the younger players, even from the mindset that they don’t have to do too much? They can just go out there and play. (Luke Jones) “Maybe it does help them the fact that they know that they don’t have to do too much because Terrell is on the field, also the fact that he draws a lot of attention. He gets a lot of blocking attention, so that helps other guys who are singled out more than they would have been otherwise. His presence is felt – whether he’s putting up the big production or whether he’s not. He’s a factor out there.”

John, you said you’re a “confidence” guy. How much confidence can your team take away from what you were able to do when you went into Pittsburgh last year to win a game in that fashion? (Matt Vensel) “It’s a plus. It’s something that we know we’re capable of doing. It’s something that our guys have done before, the guys who were here. It can’t be anything other than a positive.”

Usually when you lose, afterwards the media and fans dissect it and it always gets back to Ray Rice and the numbers he puts up. What does it say about your offense that you scored 55 points and his numbers yesterday were like they are in those losses a lot of times? (Stan Charles) “It says it’s probably not the crux of the issue all the time. So many times it’s [that] you’re trying to attack where they’re giving you an opportunity to attack, and in some ways they took away Ray. They ran some two-high coverages, but a lot of it was two-man, where they were getting an extra safety down in the box. But Ray really contributed in some other ways. This is something that is completely an unsung type of a thing that most people didn’t notice, but he had some tremendous blocks in pass blocking. Linebackers were running through there when they were pressuring us with zone pressures, and he stepped up and hit him right square up in the chest and did a great job with that. So, it’s not always about the numbers, it’s not always about the touches. He did have some touches in the pass game, too. Sometimes it’s just about being a ballplayer, and Ray was just excited. That’s the kind of guy Ray is – he’s more excited about that stuff. Hey man, he wants numbers, too, but the fact that he could step up there and help some other guys make some plays seemed like that got him more fired up than himself making plays.”

How is the Steelers offense different this year? They have a new offensive coordinator in Todd Haley. And what are you seeing from Ben Roethlisberger? (Matt Vensel) “I’ll probably have to reserve that for later. We haven’t looked at them that much in all honesty. Our focus has been on the Raiders and looking back on this game. From what I’ve seen from afar, they look pretty much like they’ve done a good job, I would say, and Todd has done a good job of playing to his players’ strengths. Ben looks the same to me. He throws on time and guys catch-and-run. They get behind people and he zings it in there down the field, and he still makes the extended play – scramble plays like he’s always done. So, Todd has done a good job of building around the strengths of his players. The nuances of it, we’ll see as we study them the next couple of days.”

I know you said yesterday that this game against Pittsburgh was one that you circled when the schedule came out. How much has this upcoming stretch been one that you guys have been looking forward to? (Matt Zenitz) “It has been. We wanted to put



ourselves in position for this stretch if we could, understanding when the schedule first came out – as you guys mentioned – we knew it was going to be an important stretch for us, and here it is. And fortunately, we’ve been good enough to put ourselves in position to make it meaningful, and now it’s our job to make the most of it.”

John, I know you hate comparison questions, but how different is Steelers week? Not in terms of preparation, but how different is Steelers week for you in terms of the buzz generated by media and the fans? What is Steelers week like for you? (Jeff Zrebiec) “I think it’s the best week of the year, because it’s where we feel our most comfortable probably. It’s where I feel the most comfortable. I think our players and coaches feel the same way, because that’s a team that you know it’s a defining-type of a rivalry. It means so much to both teams. So, we like being in this week. We love playing these guys. We love the preparation for these guys. So, I’d say it’s the best week of the year – both of them.”

The Steelers play on Monday Night Football tonight and will be coming off a six-day week to play against you. Does that one day make a difference? (Joe Platania) “I don’t know. We’ll see. I don’t know. One thing about those guys [is] I don’t think it’s going to make that big of a difference for them, because they do such a great job of preparing. They’ve got a veteran team – they’re the most veteran team in the league – and there is nothing that is going to faze them that way. They’re not going to be worried about something like that. We’ve played them off a short week in the playoffs, so we’ve had that experience before. We just go play the game.”

Will you be able to watch the game tonight? And if so, do you watch it as a fan of football or do you watch it with a coach’s eye? (Garrett Downing) “With a coach’s eye. Do I have a rooting interest? *(laughter)* Sure. No, but you really do; you watch it and you see what they’re doing. But, it’s a little more relaxing than watching tape. I’m going to try to get home tonight to watch it. Normally Monday Night Football is watched out of the corner [of your eye], you listen to it while you’re watching your opponent. But, since we’re playing them, it’ll be a little more fun to watch.”

Is it easier for you to coach this week if they win or lose tonight? (Stan Charles) “I have no idea. No idea. It’s going to be tough either way. It’s going to be a great game either way. There’s nothing like it. It’s a great venue; they’ve got great fans. I know a bunch of Ravens fans will be there as well. It’ll be fun running out of that tunnel.”

ALPHABETICAL ROSTER

Updated Nov. 13, 2012

No.	Name	Pos.	Ht.	Wt.	Birthdate	Exp.	College	Hometown
35	Allen, Anthony	RB	6-1	223	8/6/88	2	Georgia Tech	Tampa, FL
51	Ayanbadejo, Brendon	LB	6-1	225	9/7/76	10	UCLA	Santa Cruz, CA
86	Bajema, Billy	TE	6-4	259	10/31/82	8	Oklahoma State	Oklahoma City, OK
77	Birk, Matt	C	6-4	310	7/23/76	15	Harvard	St. Paul, MN
81	Boldin, Anquan	WR	6-1	220	10/3/80	10	Florida State	Pahokee, FL
23	Brown, Chykie	CB	5-11	190	12/26/86	2	Texas	Houston, TX
56	Bynes, Josh	LB	6-1	240	8/24/89	1	Auburn	Lauderdale Lakes, FL
62	Cody, Terrence	NT	6-4	341	6/28/88	3	Alabama	Fort Myers, FL
37	Considine, Sean	S	6-0	212	12/17/82	8	Iowa	Byron, IL
46	Cox, Morgan	LS	6-4	241	4/26/86	3	Tennessee	Collierville, TN
84	Dickson, Ed	TE	6-4	255	7/25/87	3	Oregon	Bellflower, CA
17	Doss, Tandon	WR	6-2	207	9/22/89	2	Indiana	Indianapolis, IN
59	Ellerbe, Dannell	ILB	6-1	240	11/29/85	4	Georgia	Hamlet, NC
5	Flacco, Joe	QB	6-6	245	1/16/85	5	Delaware	Audubon, NJ
66	Gradkowski, Gino	G/C	6-3	300	11/5/88	R	Delaware	Pittsburgh, PA
24	Graham, Corey	CB	6-0	196	7/25/85	6	New Hampshire	Buffalo, NY
95	Hall, Bryan	DT	6-0	291	9/12/88	1	Arkansas State	Paducah, KY
70	Harewood, Ramon	G/T	6-6	334	2/3/87	3	Morehouse	St. Michael, Barbados
32	Ihedigbo, James	S	6-1	214	12/3/83	6	Massachusetts	Amherst, MA
25	Jackson, Asa	CB/RS	5-10	190	12/2/89	R	Cal Poly	Sacramento, CA
97	Jones, Arthur	DE	6-3	315	6/3/86	3	Syracuse	Endicott, NY
12	Jones, Jacoby	WR/RS	6-2	220	7/11/84	6	Lane	New Orleans, LA
96	Kemoeatu, Ma'ake	NT	6-5	345	1/10/79	10	Utah	Tonga
4	Koch, Sam	P	6-1	218	8/13/82	7	Nebraska	Seward, NE
99	Kruger, Paul	OLB	6-4	270	2/15/86	4	Utah	Orem, UT
44	Leach, Vonta	FB	6-0	260	11/6/81	9	East Carolina	Rowland, NC
53	McClain, Jameel	ILB	6-1	245	7/25/85	5	Syracuse	Philadelphia, PA
50	McClellan, Albert	LB	6-2	245	6/4/86	2	Marshall	Lakeland, FL
78	McKinnie, Bryant	T	6-8	354	9/23/79	11	Miami	Woodbury, NJ
90	McPhee, Pernell	DE	6-3	280	12/17/88	2	Mississippi State	Pahokee, FL
92	Ngata, Haloti	DT	6-4	340	1/21/84	7	Oregon	Salt Lake City, UT
74	Oher, Michael	T	6-4	315	5/28/86	4	Mississippi	Memphis, TN
72	Osemele, Kelechi	G/T	6-5	335	6/24/89	R	Iowa State	Houston, TX
30	Pierce, Bernard	RB	6-0	218	5/10/90	R	Temple	Ardmore, PA
88	Pitta, Dennis	TE	6-4	245	6/29/85	3	BYU	Moorpark, CA
31	Pollard, Bernard	S	6-1	225	12/23/84	7	Purdue	Fort Wayne, IN
34	Rainey, Bobby	RB	5-8	212	10/16/87	R	Western Kentucky	Griffin, GA
20	Reed, Ed	S	5-11	205	9/11/78	11	Miami	St. Rose, LA
76	Reid, Jah	G/T	6-7	340	7/21/88	2	Central Florida	Haines City, FL
27	Rice, Ray	RB	5-8	212	1/22/87	5	Rutgers	New Rochelle, NY
22	Smith, Jimmy	CB	6-2	205	7/26/88	2	Colorado	Colton, CA
82	Smith, Torrey	WR	6-0	205	1/26/89	2	Maryland	Falmouth, VA
55	Suggs, Terrell	OLB	6-3	260	10/11/82	10	Arizona State	Chandler, AZ
2	Taylor, Tyrod	QB	6-1	215	8/3/89	2	Virginia Tech	Hampton, VA
33	Thompson, Christian	S	6-0	211	6/14/90	R	South Carolina St.	North Lauderdale, FL
83	Thompson, Deonte	WR/RS	6-0	203	2/14/89	R	Florida	Belle Glades, FL
9	Tucker, Justin	K	6-0	180	11/21/89	R	Texas	Austin, TX
93	Tyson, DeAngelo	DE	6-2	310	4/12/89	R	Georgia	Statesboro, GA
91	Upshaw, Courtney	OLB	6-2	272	12/13/89	R	Alabama	Eufaula, AL
63	Williams, Bobbie	G	6-4	345	9/25/76	13	Arkansas	Jefferson, TX
29	Williams, Cary	CB	6-1	190	12/23/84	5	Washburn	Hollywood, FL
15	Williams, LaQuan	WR	6-0	195	6/27/88	2	Maryland	Baltimore, MD
73	Yanda, Marshal	G/T	6-3	315	9/15/84	6	Iowa	Anamosa, IA
Practice Squad								
38	Brown, Omar	S	5-11	195	6/6/88	R	Marshall	Moncks Corner, SC
42	Carr, Nigel	LB	6-2	247	1/22/90	R	Alabama State	Jacksonville, FL
69	Cornell, Jack	G/T	6-6	320	6/4/89	R	Illinois	Quincy, IL
54	Hamilton, Adrian	LB	6-3	251	11/29/87	R	Prairie View A&M	Dallas, TX
94	Kindle, Sergio	OLB	6-3	250	9/20/87	2	Texas	Dallas, TX
41	Levine, Anthony	DB	5-11	203	3/27/87	1	Tennessee State	Winston Salem, NC
60	McClain, Antoine	G	6-5	336	12/6/89	R	Clemson	Anniston, AL
48	Silvestro, Alex	TE	6-3	260	11/15/88	1	Rutgers	Gibbstown, NJ
Physically Unable to Perform (PUP)								
16	Reed, David (knee)	WR/RS	6-0	190	3/22/87	3	Utah	New Britain, CT
Injured Reserve - Designated for Return								
52	Lewis, Ray (triceps)	ILB	6-1	240	5/15/75	17	Miami	Lakeland, FL
Injured Reserve								
28	Berry, Damien (neck/shoulder)	RB	5-10	223	10/21/88	1	Miami	Belle Glade, FL
47	Brown, Ricky (head)	LB	6-2	235	12/27/83	7	Boston College	Cincinnati, OH
26	Cook, Emanuel (leg)	S	5-10	200	1/20/88	3	South Carolina	Riviera Beach, FL
58	McAdoo, Michael (Achilles)	OLB	6-7	245	7/9/90	2	North Carolina	Antioch, TN
98	McBean, Ryan (ankle)	DT	6-5	305	4/23/84	5	Oklahoma State	Euless, TX
11	Streeter, Tommy (foot)	WR	6-5	220	10/7/89	R	Miami	Miami, FL
21	Webb, Lardarius (knee)	CB/RS	5-10	182	10/12/85	4	Nicholls State	Opelika, AL

NUMERICAL ROSTER

Updated Nov. 13, 2012

No.	Name	Pos.	Ht.	Wt.	Birthdate	Exp.	College	How Acq.	2012 Games			
									P	S	DNP	INA
2	Tyrod Taylor	QB	6-1	215	8/3/89	2	Virginia Tech	D6 '11	5	0	4	0
4	Sam Koch	P	6-1	218	8/13/82	7	Nebraska	D6a '06	9	0	0	0
5	Joe Flacco	QB	6-6	245	1/16/85	5	Delaware	D1 '08	9	9	0	0
9	Justin Tucker	K	6-0	180	11/21/89	R	Texas	FA '12	9	0	0	0
12	Jacoby Jones	WR/RS	6-2	220	7/11/84	6	Lane	FA '12	9	2	0	0
15	LaQuan Williams	WR	6-0	195	6/27/88	2	Maryland	FA '11	5	0	0	4
17	Tandon Doss	WR	6-2	207	9/22/89	2	Indiana	D4 '11	9	0	0	0
20	Ed Reed	S	5-11	205	9/11/78	11	Miami	D1 '02	9	9	0	0
22	Jimmy Smith	CB	6-2	205	7/26/88	2	Colorado	D1 '11	8	2	1	0
23	Chykie Brown	CB	5-11	190	12/26/86	2	Texas	D5a '11	9	0	0	0
24	Corey Graham	CB	6-0	196	7/25/85	6	New Hampshire	UFA (CHI) '12	9	1	0	0
25	Asa Jackson	CB/RS	5-10	190	12/2/89	R	Cal Poly	D5 '12	0	0	0	9
27	Ray Rice	RB	5-8	212	1/22/87	5	Rutgers	D2 '08	9	9	0	0
29	Cary Williams	CB	6-1	190	12/23/84	5	Washburn	FA '09	9	9	0	0
30	Bernard Pierce	RB	6-0	218	5/10/90	R	Temple	D3 '12	9	0	0	0
31	Bernard Pollard	S	6-1	225	12/23/84	7	Purdue	UFA (HOU) '11	9	9	0	0
32	James Ihedigbo	S	6-1	214	12/3/83	6	Massachusetts	FA '12	9	0	0	0
33	Christian Thompson	S	6-0	211	6/14/90	R	South Carolina St.	D4b '12	7	0	0	2
34	Bobby Rainey	RB	5-8	212	10/16/87	R	Western Kentucky	FA '12	0	0	0	3
35	Anthony Allen	RB	6-1	223	8/6/88	2	Georgia Tech	D7 '11	9	0	0	0
37	Sean Considine	S	6-0	212	12/17/82	8	Iowa	UFA (ARI) '12	9	0	0	0
44	Vonta Leach	FB	6-0	260	11/6/81	9	East Carolina	UFA (HOU) '11	9	6	0	0
46	Morgan Cox	LS	6-4	241	4/26/86	3	Tennessee	FA '10	9	0	0	0
50	Albert McClellan	LB	6-2	245	6/4/86	2	Marshall	FA '10	9	8	0	0
51	Brendon Ayanbadejo	LB	6-1	225	9/6/76	10	UCLA	UFA (CHI) '08	9	0	0	0
53	Jameel McClain	ILB	6-1	245	7/25/85	5	Syracuse	FA '08	9	9	0	0
55	Terrell Suggs	OLB	6-3	260	10/11/82	10	Arizona State	D1a '03	3	3	0	0
56	Josh Bynes	LB	6-1	240	8/24/89	1	Auburn	FA '11	3	0	0	0
59	Dannell Ellerbe	ILB	6-1	240	11/29/85	4	Georgia	FA '09	9	3	0	0
62	Terrence Cody	NT	6-4	341	6/28/88	3	Alabama	D2b '10	9	1	0	0
63	Bobbie Williams	G	6-4	345	9/25/76	13	Arkansas	FA '12	9	4	0	0
66	Gino Gradkowski	G/C	6-3	300	11/5/88	R	Delaware	D4a '12	9	0	0	0
70	Ramon Harewood	G/T	6-6	334	2/3/87	3	Morehouse	D6 '10	5	5	0	4
72	Kelechi Osemele	G/T	6-5	335	6/24/89	R	Iowa State	D2b '12	9	9	0	0
73	Marshal Yanda	G/T	6-3	315	9/15/84	6	Iowa	D3b '07	9	9	0	0
74	Michael Oher	T	6-4	315	5/28/86	4	Mississippi	D1 '09	9	9	0	0
76	Jah Reid	G/T	6-7	340	7/21/88	2	Central Florida	D3 '11	2	0	0	7
77	Matt Birk	C	6-4	310	7/23/76	15	Harvard	UFA (MIN) '09	9	9	0	0
78	Bryant McKinnie	T	6-8	354	9/23/79	11	Miami	FA '11	9	0	0	0
81	Anquan Boldin	WR	6-1	220	10/3/80	10	Florida State	TR (ARI) '10	9	9	0	0
82	Torrey Smith	WR	6-0	205	1/26/89	2	Maryland	D2 '11	9	9	0	0
83	Deonte Thompson	WR/RS	6-0	203	2/14/89	R	Florida	FA '12	5	0	0	4
84	Ed Dickson	TE	6-4	255	7/25/87	3	Oregon	D3 '10	9	7	0	0
86	Billy Bajema	TE	6-4	259	10/31/82	8	Oklahoma State	UFA (STL) '12	1	0	0	8
88	Dennis Pitta	TE	6-4	245	6/29/85	3	BYU	D4 '10	9	3	0	0
90	Pernell McPhee	DE	6-3	280	12/17/88	2	Mississippi State	D5b '11	7	6	0	2
91	Courtney Upshaw	OLB	6-2	272	12/13/89	R	Alabama	D2a '12	9	5	0	0
92	Haloti Ngata	DT	6-4	340	1/21/84	7	Oregon	D1 '06	8	8	1	0
93	DeAngelo Tyson	DE	6-2	310	4/12/89	R	Georgia	D7 '12	3	1	0	6
95	Bryan Hall	DT	6-0	291	9/12/88	1	Arkansas State	FA '11	2	0	0	7
96	Ma'ake Kemoeatu	NT	6-5	345	1/10/79	10	Utah	FA '12	8	8	0	1
97	Arthur Jones	DE	6-3	315	6/3/86	3	Syracuse	D5b '10	9	3	0	0
99	Paul Kruger	OLB	6-4	270	2/15/86	4	Utah	D2 '09	8	2	0	1
Practice Squad												
38	Omar Brown	S	5-11	195	6/6/88	R	Marshall	FA '12	0	0	0	0
41	Anthony Levine	DB	5-11	203	3/27/87	1	Tennessee State	FA '12	0	0	0	0
42	Nigel Carr	LB	6-2	247	1/22/90	R	Alabama State	FA '12	0	0	0	0
48	Alex Silvestro	TE	6-3	260	11/15/88	1	Rutgers	FA '12	0	0	0	0
54	Adrian Hamilton	LB	6-3	251	11/29/87	R	Prairie View A&M	FA '12	0	0	0	0
60	Antoine McClain	G	6-5	336	12/6/89	R	Clemson	FA '12	0	0	0	0
69	Jack Cornell	G/T	6-6	320	6/4/89	R	Illinois	FA '12	0	0	0	0
94	Sergio Kindle	OLB	6-3	250	9/20/87	2	Texas	D2a '10	1	0	0	5
Physically Unable to Perform (PUP)												
16	David Reed (knee)	WR/RS	6-0	190	3/22/87	3	Utah	D5a '10	0	0	0	0
Injured Reserve - Designated for Return												
52	Ray Lewis (triceps)	ILB	6-1	240	5/15/75	17	Miami	D1b '96	6	6	0	0
Injured Reserve												
11	Tommy Streeter (foot)	WR	6-5	220	10/7/89	R	Miami	D6 '12	0	0	0	0
21	Lardarius Webb (knee)	CB/RS	5-10	182	10/12/85	4	Nicholls State	D3 '09	6	6	0	0
26	Emanuel Cook (leg)	S	5-10	200	1/20/88	3	South Carolina	FA '11	0	0	0	0
28	Damien Berry (neck/shoulder)	RB	5-10	223	10/21/88	1	Miami	FA '11	0	0	0	0
47	Ricky Brown (head)	LB	6-2	235	12/27/83	7	Boston College	FA '12	0	0	0	0
58	Michael McAdoo (Achilles)	OLB	6-7	245	7/9/90	2	North Carolina	FA '11	0	0	0	0
98	Ryan McBean (ankle)	DT	6-5	305	4/23/84	5	Oklahoma State	FA '12	0	0	0	0

POSITIONAL ROSTER

Updated Nov. 13, 2012

QUARTERBACKS

2 Tyrod Taylor QB
5 Joe Flacco QB

WIDE RECEIVERS

12 Jacoby Jones WR/RS
15 LaQuan Williams WR
17 Tandon Doss WR
81 Anquan Boldin WR
82 Torrey Smith WR
83 Deonte Thompson WR/RS

RUNNING BACKS

27 Ray Rice RB
30 Bernard Pierce RB
34 Bobby Rainey RB
35 Anthony Allen RB
44 Vonta Leach FB

TIGHT ENDS

84 Ed Dickson TE
86 Billy Bajema TE
88 Dennis Pitta TE

OFFENSIVE LINE

63 Bobbie Williams G
66 Gino Gradkowski G/C
70 Ramon Harewood G/T
72 Kelechi Osemele G/T
73 Marshal Yanda G/T
74 Michael Oher T
76 Jah Reid G/T
77 Matt Birk C
78 Bryant McKinnie T

SECONDARY

20 Ed Reed S
22 Jimmy Smith CB
23 Chykie Brown CB
24 Corey Graham CB
25 Asa Jackson CB/RS
29 Cary Williams CB
31 Bernard Pollard S
32 James Ihedigbo S
33 Christian Thompson S
37 Sean Considine S

LINEBACKERS

50 Albert McClellan LB
51 Brendon Ayanbadejo LB
53 Jameel McClain ILB
55 Terrell Suggs OLB
56 Josh Byner LB
59 Dannell Ellerbe ILB
91 Courtney Upshaw OLB
99 Paul Kruger OLB

DEFENSIVE LINE

62 Terrence Cody NT
90 Pernell McPhee DE
92 Haloti Ngata DT
93 DeAngelo Tyson DE
95 Bryan Hall DT
96 Ma'ake Kemoeatu NT
97 Arthur Jones DE

SPECIALISTS

4 Sam Koch P
9 Justin Tucker K
46 Morgan Cox LS

PRACTICE SQUAD

38 Omar Brown S
41 Anthony Levine DB
42 Nigel Carr LB
48 Alex Silvestro TE
54 Adrian Hamilton LB
60 Antoine McClain G
69 Jack Cornell G/T
94 Sergio Kindle OLB

PHYSICALLY UNABLE TO PERFORM (PUP)

16 David Reed (knee) WR/RS

RESERVE/INJURED - DESIGNATED FOR RETURN

52 Ray Lewis (triceps) ILB

RESERVE/INJURED

11 Tommy Streater (foot) WR
21 Lardarius Webb (knee) CB/RS
26 Emanuel Cook (leg) S
28 Damien Berry (neck/shoulder) RB
47 Ricky Brown (head) LB
58 Michael McAdoo (Achilles) OLB
98 Ryan McBean (ankle) DT

2012 COACHING STAFF

John Harbaugh Head Coach
Jerry Rosburg Assistant Head Coach/Special Teams Coordinator
Cam Cameron Offensive Coordinator
Dean Pees Defensive Coordinator
Teryl Austin Secondary
Juney Barnett Assistant Strength and Conditioning
Clarence Brooks Defensive Line
Jason Brooks Offensive Quality Control
Randy Brown Kicking Consultant
Jim Caldwell Quarterbacks
Wade Harman Tight Ends

Chris Hewitt Assistant Special Teams
Jim Hostler Wide Receivers
Don Martindale Inside Linebackers
Andy Moeller Offensive Line
Ted Monachino Linebackers
Wilbert Montgomery Running Backs
Bob Rogucki Strength and Conditioning
Craig Ver Steeg Senior Offensive Assistant
Todd Washington Assistant Offensive Line
Matt Weiss Defensive Quality Control

DEPTH CHART

Last updated Nov. 13 by Ravens PR staff.

OFFENSE

WR	82	Torrey Smith (9/9)	12	Jacoby Jones (9/2)	<u>83</u>	<u>Deonte Thompson (5/0)</u>
WR	81	Anquan Boldin (9/9)	17	Tandon Doss (9/0)	15	LaQuan Williams (5/0)
LT	74	Michael Oher (9/9)	78	Bryant McKinnie (9/0)		
LG	63	Bobbie Williams (9/4)	70	Ramon Harewood (5/5)		
C	77	Matt Birk (9/9)	<u>66</u>	<u>Gino Gradkowski (9/0)</u>		
RG	73	Marshal Yanda (9/9)	76	Jah Reid (2/0)		
RT	<u>72</u>	<u>Kelechi Osemele (9/9)</u>	76	Jah Reid (2/0)		
TE	84	Ed Dickson (9/7)	88	Dennis Pitta (9/3)	86	Billy Bajema (1/0)
QB	5	Joe Flacco (9/9)	2	Tyrod Taylor (5/0)		
FB	44	Vonta Leach (9/6)				
RB	27	Ray Rice (9/9)	<u>30</u>	<u>Bernard Pierce (9/0)</u>	35	Anthony Allen (9/0)
					<u>34</u>	<u>Bobby Rainey (0/0)</u>

DEFENSE

DT	92	Haloti Ngata (8/8)*	<u>95</u>	<u>Bryan Hall (2/0)</u>		
NT	96	Ma'ake Kemoeatu (8/8)	62	Terrence Cody (9/1)		
DE	90	Pernell McPhee (7/6)*	97	Arthur Jones (9/3)	<u>93</u>	<u>DeAngelo Tyson (3/1)</u>
Rush	55	Terrell Suggs (3/3)	<u>91</u>	<u>Courtney Upshaw (9/5)</u>		
Will	59	Dannell Ellerbe (9/3)	51	Brendon Ayanbadejo (9/0)		
Mike	53	Jameel McClain (9/9)	<u>56</u>	<u>Josh Bynes (3/0)</u>		
Sam	99	Paul Kruger (8/2)	50	Albert McClellan (9/8)		
LCB	22	Jimmy Smith (8/2)*	23	Chykie Brown (9/0)		
SS	31	Bernard Pollard (9/9)	32	James Ihedigbo (9/0)	<u>33</u>	<u>Christian Thompson (7/0)</u>
FS	20	Ed Reed (9/9)	37	Sean Considine (9/0)		
RCB	29	Cary Williams (9/9)	24	Corey Graham (9/1)	<u>25</u>	<u>Asa Jackson (0/0)</u>

SPECIAL TEAMS

P	4	Sam Koch (9/0)				
K	<u>9</u>	<u>Justin Tucker (9/0)</u>				
H	4	Sam Koch (9/0)				
LS	46	Morgan Cox (9/0)				
KOR	12	Jacoby Jones (9/2)	<u>83</u>	<u>Deonte Thompson (5/0)</u>	<u>25</u>	<u>Asa Jackson (0/0)</u>
					35	Anthony Allen (9/0)
PR	12	Jacoby Jones (9/2)	20	Ed Reed (9/9)	<u>25</u>	<u>Asa Jackson (0/0)</u>

(2012 Games Played/Games Started)

Rookie and 1st-Year Players Underlined

* Injured

PRONUNCIATION GUIDE

Brendon Ayanbadejo (EYE-on-bah-day-joe); **Billy Bajema** (bah-juh-MUH); **Chykie Brown** (SHOCK-ee); **Dannell Ellerbe** (duh-NELL ELL-er-bee); **James Ihedigbo** (ee-HEAD-ee-bo); **Asa Jackson** (ACE-uh); **Ma'ake Kemoeatu** (mah-AH-kay key-moy-AH-too); **Sam Koch** (Cook); **Vonta Leach** (von-TAY); **Michael McAdoo** (MACK-ah-doo); **Pernell McPhee** (purr-NELL); **Haloti Ngata** (ha-LOW-tee NAH-tah); **Michael Oher** (Oar); **Kelechi Osemele** (kah-LETCH-ee oh-SEH-muh-lee); **Dennis Pitta** (PIT-uh); **Deonte Thompson** (dee-ON-tay); **Lardarius Webb** (lahr-DARE-ee-us); **Marshal Yanda** (YAWN-da)
COACHES: Ted Monachino (mah-nah-KEY-no); **Bob Rogucki** (ruh-GUS-key); **Craig Ver Steeg** (ver-STEGG)

PARTICIPATION CHART

Player	REGULAR SEASON TOTALS														GAMES PLAYED	GAMES STARTED	DID NOT PLAY	INACTIVE		
	9/10 vs. Cin.	9/16 at Phi.	9/23 vs. NE	9/27 vs. Cle.	10/7 at KC	10/14 vs. Dal.	10/21 at Hou.	11/4 at Cle.	11/11 vs. Oak.	11/18 at Pit.	11/25 at SD	12/2 vs. Pit.	12/9 at Was.	12/16 vs. Den.					12/23 vs. NYG	12/30 at Cin.
Allen, Anthony	X	X	X	X	X	X	X	X	X								9	0	0	0
Ayanbadejo, Brendon	X	X	X	X	X	X	X	X	X								9	0	0	0
Bajema, Billy	INA	INA	INA	INA	INA	X	INA	INA	INA								1	0	0	8
Berry, Damien	IR	IR	IR	IR	IR	IR	IR	IR	IR								0	0	0	0
Birk, Matt	C	C	C	C	C	C	C	C	C								9	9	0	0
Boldin, Anquan	WR	WR	WR	WR	WR	WR	WR	WR	WR								9	9	0	0
Brown, Chykie	X	X	X	X	X	X	X	X	X								9	0	0	0
Brown, Omar	PS	PS	PS	PS	PS	PS	PS	PS	PS								0	0	0	0
Brown, Ricky	IR	IR	IR	IR	IR	IR	IR	IR	IR								0	0	0	0
Bynes, Josh	PS	PS	PS	PS	PS	PS	X	X	X								3	0	0	0
Carr, Nigel	NOR	NOR	NOR	NOR	NOR	NOR	PS	PS	PS								0	0	0	0
Cody, Terrence	X	X	X	X	X	X	NT	X	X								9	1	0	0
Considine, Sean	X	X	X	X	X	X	X	X	X								9	0	0	0
Cook, Emanuel	IR	IR	IR	IR	IR	IR	IR	IR	IR								0	0	0	0
Cornell, Jack	PS	PS	PS	PS	PS	PS	PS	PS	PS								0	0	0	0
Cox, Morgan	X	X	X	X	X	X	X	X	X								9	0	0	0
Dickson, Ed	X	X	TE	TE	TE	TE	TE	TE	TE								9	7	0	0
Dixon, Dennis	PS	PS	PS	PS	PS	PS	PS	PS	NOR								0	0	0	0
Doss, Tandon	X	X	X	X	X	X	X	X	X								9	0	0	0
Ellerbe, Dannell	X	X	X	X	X	X	WILL	WILL	WILL								9	3	0	0
Flacco, Joe	QB	QB	QB	QB	QB	QB	QB	QB	QB								9	9	0	0
Gradkowski, Gino	X	X	X	X	X	X	X	X	X								9	0	0	0
Graham, Corey	X	X	X	X	X	X	X	X	LCB								9	1	0	0
Hall, Bryan	INA	INA	INA	INA	INA	INA	X	INA	X								2	0	0	7
Hamilton, Adrian	PS	PS	PS	PS	PS	PS	PS	PS	PS								0	0	0	0
Harewood, Ramon	LG	LG	LG	LG	LG	INA	INA	INA	INA								5	5	0	4
Ihedigbo, James	X	X	X	X	X	X	X	X	X								9	0	0	0
Jackson, Asa	INA	INA	INA	INA	INA	INA	INA	INA	INA								0	0	0	9
Jones, Arthur	X	X	X	X	X	X	DE	DE	DE								9	3	0	0
Jones, Jacoby	WR	WR	X	X	X	X	X	X	X								9	2	0	0
Kemoatu, Ma'ake	NT	NT	NT	NT	NT	NT	X	NT	NT								9	8	0	0
Kindle, Sergio	INA	X	INA	INA	INA	INA	NOR	PS	PS								1	0	0	5
Koch, Sam	X	X	X	X	X	X	X	X	X								9	0	0	0
Kruger, Paul	RUSH	INA	X	X	X	X	X	SAM	X								8	2	0	1
Leach, Vonta	X	X	FB	X	FB	FB	FB	FB	FB								9	6	0	0
Levine, Anthony	PS	PS	PS	PS	PS	PS	PS	PS	PS								0	0	0	0
Lewis, Ray	MIKE	MIKE	MIKE	MIKE	MIKE	MIKE	IR	IR	IR								6	6	0	0
Mabin, Jordan	NOR	NOR	NOR	NOR	NOR	NOR	PS	NOR	NOR								0	0	0	0
McAdoo, Michael	IR	IR	IR	IR	IR	IR	IR	IR	IR								0	0	0	0
McBean, Ryan	IR	IR	IR	IR	IR	IR	IR	IR	IR								0	0	0	0
McClain, Antoine	PS	PS	PS	PS	PS	PS	PS	PS	PS								0	0	0	0
McClain, Jameel	WILL	WILL	WILL	WILL	WILL	WILL	MIKE	MIKE	MIKE								9	9	0	0
McClellan, Albert	SAM	SAM	SAM	SAM	SAM	SAM	SAM	X	SAM								9	8	0	0
McKinnie, Bryant	X	X	X	X	X	X	X	X	X								9	0	0	0
McPhee, Pernell	DT	DE	DE	DE	DE	DE	X	INA	INA								7	6	0	2
Ngata, Haloti	DT	DT	DT	DT	DT	DT	DT	DT	DNP								8	8	1	0
Oher, Michael	LT	LT	LT	LT	LT	LT	LT	LT	LT								9	9	0	0
Osemele, Kelechi	RT	RT	RT	RT	RT	RT	RT	RT	RT								9	9	0	0
Pierce, Bernard	X	X	X	X	X	X	X	X	X								9	0	0	0
Pitta, Dennis	TE	TE	X	TE	X	X	X	X	X								9	3	0	0
Pollard, Bernard	SS	SS	SS	SS	SS	SS	SS	SS	SS								9	9	0	0
Rainey, Bobby	PS	PS	PS	PS	PS	PS	INA	INA	INA								0	0	0	3
Reed, David	PUP	PUP	PUP	PUP	PUP	PUP	PUP	PUP	PUP								0	0	0	0
Reed, Ed	FS	FS	FS	FS	FS	FS	FS	FS	FS								9	9	0	0
Reid, Jah	INA	INA	INA	INA	INA	INA	INA	X	X								2	0	0	7
Rice, Ray	RB	RB	RB	RB	RB	RB	RB	RB	RB								9	9	0	0
Silvestro, Alex	NOR	NOR	NOR	NOR	NOR	NOR	NOR	NOR	PS								0	0	0	0
Smith, Jimmy	X	X	X	X	X	X	LCB	LCB	DNP								8	2	1	0
Smith, Torrey	WR	WR	WR	WR	WR	WR	WR	WR	WR								9	9	0	0
Streeter, Tommy	IR	IR	IR	IR	IR	IR	IR	IR	IR								0	0	0	0
Suggs, Terrell	PUP	PUP	PUP	PUP	PUP	PUP	RUSH	RUSH	RUSH								3	3	0	0
Taylor, Tyrod	X	DNP	DNP	X	X	DNP	DNP	X	X								5	0	4	0
Thompson, Christian	X	X	X	X	INA	X	X	X	INA								7	0	0	2
Thompson, Deonte	X	X	X	X	X	INA	INA	INA	INA								5	0	0	4
Tucker, Justin	X	X	X	X	X	X	X	X	X								9	0	0	0
Tyson, DeAngelo	INA	INA	INA	INA	INA	INA	X	X	DT								3	1	0	6
Upshaw, Courtney	X	RUSH	RUSH	RUSH	RUSH	RUSH	X	X	X								9	5	0	0
Webb, Lardarius	LCB	LCB	LCB	LCB	LCB	LCB	IR	IR	IR								6	6	0	0
Williams, Bobbie	X	X	X	X	X	X	LG	LG	LG								9	4	0	0
Williams, Cary	RCB	RCB	RCB	RCB	RCB	RCB	RCB	RCB	RCB								9	9	0	0
Williams, LaQuan	INA	INA	INA	INA	X	X	X	X	X								5	0	0	4
Yanda, Marshal	RG	RG	RG	RG	RG	RG	RG	RG	RG								9	9	0	0

X=substituted; IR=injured reserve; PUP=physically unable to perform; NOR=not on roster; PS=practice squad; PSIL=Practice Squad Injured List; SUS=suspended

GAME-BY-GAME STARTERS

GAME	OFFENSE												
	WR	LT	LG	C	RG	RT	TE	WR	QB	RB	FB	OTHER	
09/10/12	Cincinnati	Boldin	Oher	Harewood	Birk	Yanda	Osemele	Pitta	Smith	Flacco	Rice	n/a	J. Jones -WR
09/16/12	at Philadelphia	Boldin	Oher	Harewood	Birk	Yanda	Osemele	Pitta	Smith	Flacco	Rice	n/a	J. Jones -WR
09/23/12	New England	Boldin	Oher	Harewood	Birk	Yanda	Osemele	Dickson	Smith	Flacco	Rice	Leach	n/a
09/27/12	Cleveland	Boldin	Oher	Harewood	Birk	Yanda	Osemele	Pitta	Smith	Flacco	Rice	n/a	Dickson -TE
10/07/12	at Kansas City	Boldin	Oher	Harewood	Birk	Yanda	Osemele	Dickson	Smith	Flacco	Rice	Leach	n/a
10/14/12	Dallas	Boldin	Oher	B. Williams	Birk	Yanda	Osemele	Dickson	Smith	Flacco	Rice	Leach	n/a
10/21/12	at Houston	Boldin	Oher	B. Williams	Birk	Yanda	Osemele	Dickson	Smith	Flacco	Rice	Leach	n/a
11/04/12	at Cleveland	Boldin	Oher	B. Williams	Birk	Yanda	Osemele	Dickson	Smith	Flacco	Rice	Leach	n/a
11/11/12	Oakland	Boldin	Oher	B. Williams	Birk	Yanda	Osemele	Dickson	Smith	Flacco	Rice	Leach	n/a
11/18/12	at Pittsburgh												
11/25/12	at San Diego												
12/02/12	Pittsburgh												
12/09/12	at Washington												
12/16/12	Denver												
12/23/12	NY Giants												
12/30/12	at Cincinnati												

GAME	DEFENSE												
	DT	DE	NT	SAM	MIKE	WILL	RUSH	RCB	LCB	SS	FS	OTHER	
09/10/12	Cincinnati	Ngata	McPhee	Kemoeatu	McClellan	Lewis	McClain	Cruger	C. Williams	Webb	Pollard	Reed	n/a
09/16/12	at Philadelphia	Ngata	McPhee	Kemoeatu	McClellan	Lewis	McClain	Upshaw	C. Williams	Webb	Pollard	Reed	n/a
09/23/12	New England	Ngata	McPhee	Kemoeatu	McClellan	Lewis	McClain	Upshaw	C. Williams	Webb	Pollard	Reed	n/a
09/27/12	Cleveland	Ngata	McPhee	Kemoeatu	McClellan	Lewis	McClain	Upshaw	C. Williams	Webb	Pollard	Reed	n/a
10/07/12	at Kansas City	Ngata	McPhee	Kemoeatu	McClellan	Lewis	McClain	Upshaw	C. Williams	Webb	Pollard	Reed	n/a
10/14/12	Dallas	Ngata	McPhee	Kemoeatu	McClellan	Lewis	McClain	Upshaw	C. Williams	Webb	Pollard	Reed	n/a
10/21/12	at Houston	Ngata	McPhee	Kemoeatu	McClellan	Lewis	McClain	Upshaw	C. Williams	Webb	Pollard	Reed	n/a
11/04/12	at Cleveland	Ngata	A. Jones	Cody	McClellan	McClain	Ellerbe	Suggs	C. Williams	J. Smith	Pollard	Reed	n/a
11/11/12	Oakland	Tyson	A. Jones	Kemoeatu	Kruger	McClellan	Ellerbe	Suggs	C. Williams	J. Smith	Pollard	Reed	n/a
11/18/12	at Pittsburgh												
11/25/12	at San Diego												
12/02/12	Pittsburgh												
12/09/12	at Washington												
12/16/12	Denver												
12/23/12	NY Giants												
12/30/12	at Cincinnati												

Bold denotes first NFL start

2012 TRANSACTIONS

- **Jan. 23:** Signed RB Damien Berry, WR Rodney Bradley, TE Davon Drew, DT Bryan Hall, WR/RS Phillip Livas, C Cecil Newton and WR Patrick Williams to Reserve/Future contracts.
- **Jan. 26:** Signed G Howard Barbieri and ILB Cody Glenn to Reserve/Future contracts.
- **March 2:** Designated RB Ray Rice as the team's franchise player; Terminated the contracts of CB Chris Carr and WR Lee Evans; Placed RB Ricky Williams on the Reserve/Retired list.
- **March 5:** Terminated the contract of CB Domonique Foxworth.
- **March 15:** Signed OLB Chavis Williams.
- **March 16:** Re-signed unrestricted free agent C Matt Birk.
- **March 23:** Re-signed unrestricted free agents LB Brendon Ayanbadejo and LB Jameel McClain; Signed unrestricted free agents S Sean Considine and CB Corey Graham.
- **April 6:** Signed restricted free agent CB Lardarius Webb to a six-year contract.
- **April 16:** Signed exclusive free agents G/C Justin Boren, LB Josh Byner, LS Morgan Cox, DB Danny Gorrer and OLB Sergio Kindle.
- **April 17:** Signed restricted free agent LB Dannell Ellerbe.
- **April 20:** Signed **QB Curtis Painter**.
- **April 30:** Signed **LS Patrick Scales**.
- **May 2:** Signed **NT Maake Kemoeatu**.
- **May 7:** Signed **DT Ryan McBean**; Signed restricted free agent CB Cary Williams.
- **May 11:** Signed rookie free agents **FB Jamison Berryhill**, **QB John Brantley**, **CB Charles Brown**, **S Omar Brown**, **G/T Jack Cornell**, **FB Chad Diehl**, **LB Eltoro Freeman**, **WR Devin Goda**, **WR Dorian Graham**, **DE/DT Elliott Henigan**, **NT Nicholas Jean-Baptiste**, **NT Ishmaa'ily Kitchen**, **G Antoine McClain**, **DE Terrence Moore**, **RB Brandon Pendergrass**, **TE Nick Provo**, **S Cyhl Quarles**, **RB Bobby Rainey** and **WR Deonte Thompson**
- **May 12:** Signed rookie free agent **OL Addison Lawrence**.
- **May 15:** Waived FB Jamison Berryhill, CB Charles Brown, LB Eltoro Freeman and TE Nick Provo; Signed rookie free agents **TE Matt Balasavage**, **LB Nigel Carr**, **TE Bruce Figgins**, **CB Jordan Maybin** and **QB Chester Stewart**.
- **May 16:** Waived FB Chad Diehl.
- **May 17:** Waived FB Jamison Berryhill.
- **May 29:** Waived WR Phillip Livas; Signed rookie free agent **K Justin Tucker**.
- **May 31:** Waived RB Brandon Pendergrass.
- **June 11:** Signed free agent **G Bobbie Williams**.
- **June 12:** Waived DE/DT Elliott Henigan; Signed free agent **C/G Tony Wragge**.
- **June 13:** Waived WR Rodney Bradley and LB Cody Glenn.
- **July 16:** Signed franchise player RB Ray Rice to a five-year contract.
- **July 23:** Waived G Howard Barbieri.
- **July 25:** Signed free agents **LB Darryl Blackstock**, **LB Ricky Brown** and **T Cord Howard**.
- **July 26:** Waived FB Jamison Berryhill; Signed free agent **WR Logan Payne**.
- **Aug. 1:** Waived QB John Brantley; Signed free agent **TE Billy Bajema**.
- **Aug. 3:** Waived G/T Paul Madsen.
- **Aug. 4:** Signed free agent **LB Stevie Baggs**.
- **Aug. 26:** Terminated the contract of vested veteran K Billy Cundiff; Waived TE Davon Drew, WR Devin Goda, OL Addison Lawrence, CB Jordan Mabin, C Cecil Newton, LS Patrick Scales, QB Chester Stewart and WR Patrick Williams.
- **Aug. 27:** Placed LB Stevie Baggs (leg), LB Darryl Blackstock (leg), S Emanuel Cook (leg) and DT Ryan McBean (ankle) on Injured Reserve; Placed WR/RS David Reed (knee) and OLB Terrell Suggs (Achilles) on Physically Unable to Perform list.
- **Aug. 31:** Waived RB Anthony Allen, S Omar Brown, LB Josh Byner, LB Nigel Carr, G/T Jack Cornell, WR Dorian Graham, G/T Cord Howard, NT Nicholas Jean-Baptiste, NT Ishmaa'ily Kitchen, G Antoine McClain, DE Terrence Moore, QB Curtis Painter, WR Logan Payne, S Cyhl Quarles and OLB Chavis Williams; Terminated the contract of vested veteran G Tony Wragge; Placed TE Matt Balasavage (ankle), RB Damien Berry (neck/shoulder), G/C Justin Boren (foot), LB Ricky Brown (head), TE Bruce Figgins (shoulder) and WR Tommy Streeter (foot) on Injured Reserve.
- **Sept. 1:** Signed RB Anthony Allen, S Omar Brown, LB Josh Byner, G/T Jack Cornell and G Antoine McClain to the practice squad.
- **Sept. 3:** Waived DB Danny Gorrer; Signed free agent **S James Ihedigbo** to the 53-man roster; Signed **QB Dennis Dixon**, **LB Adrian Hamilton** and **DB Anthony Levine** to the practice squad.
- **Sept. 4:** Waived (injury settlements) LB Stevie Baggs and TE Matt Balasavage.
- **Sept. 6:** Waived (injury settlement) TE Bruce Figgins.
- **Sept. 7:** Waived (injury settlements) LB Darryl Blackstock and G/C Justin Boren.
- **Sept. 10:** Waived RB Bobby Rainey and signed RB Anthony Allen from the practice squad to the 53-man roster.
- **Sept. 12:** Signed RB Bobby Rainey to the practice squad.
- **Oct. 16:** Placed CB/RS Lardarius Webb (knee) on Injured Reserve; Signed RB Bobby Rainey from the practice squad to the 53-man roster.
- **Oct. 17:** Placed LB Ray Lewis (triceps) on Injured Reserve - Designated for Return; Signed LB Josh Byner from the practice squad to the 53-man roster; Signed LB Nigel Carr and CB Jordan Mabin to the practice squad.
- **Oct. 20:** Waived OLB Sergio Kindle; Activated OLB Terrell Suggs from the Physically Unable to Perform list to the 53-man roster.
- **Oct. 23:** Waived CB Jordan Mabin from the practice squad; Signed OLB Sergio Kindle to the practice squad.
- **Nov. 7:** Waived QB Dennis Dixon from the practice squad; Signed **TE Alex Silvestro** to the practice squad.

(Bold denotes first time player has joined the Ravens.)

HOW THE RAVENS ARE BUILT

HOW ACQUIRED

YEAR	PLAYER	ACQ.
1996	LB Ray Lewis [IR - DFR]	D1b
2002	S Ed Reed	D1
2003	OLB Terrell Suggs	D1a
2006	P Sam Koch	D6a
	DT Haloti Ngata	D1
2007	G/T Marshal Yanda	D3b
2008	LB Brendon Ayanbadejo	UFA (Chi.)
	QB Joe Flacco	D1
	LB Jameel McClain	RFA
	RB Ray Rice	D2
2009	C Matt Birk	UFA (Min.)
	LB Dannell Ellerbe	RFA
	OLB Paul Kruger	D2
	T Michael Oher	D1
	CB/RS Lardarius Webb [IR]	D3
	CB Cary Williams	FA
2010	WR Anquan Boldin	TR (Ari.)
	NT Terrence Cody	D2b
	LS Morgan Cox	RFA
	TE Ed Dickson	D3
	T Ramon Harewood	D6
	DE Arthur Jones	D5b
	LB Albert McClellan	RFA
	TE Dennis Pitta	D4
	WR/RS David Reed [PUP]	D5a
2011	RB Damien Berry [IR]	RFA
	LB Josh Bynes	RFA
	CB Chykie Brown	D5a
	S Emanuel Cook [IR]	FA
	WR Tandon Doss	D4
	FB Vonta Leach	UFA (Hou.)
	DT Bryan Hall	RFA
	OLB Michael McAdoo [IR]	RFA
	T Bryant McKinnie	FA
	DE Pernell McPhee	D5b
	S Bernard Pollard	UFA (Hou.)
	T Jah Reid	D3
	CB Jimmy Smith	D1
	WR Torrey Smith	D2
	QB Tyrod Taylor	D6
	RB Anthony Allen	D7
	WR LaQuan Williams	RFA
2012	TE Billy Bajema	UFA (STL)
	LB Ricky Brown [IR]	FA
	S Sean Considine	UFA (Ari.)
	G/C Gino Gradkowski	D4a
	CB Corey Graham	UFA (Chi.)
	S James Ihedigbo	FA
	CB/RS Asa Jackson	D5
	WR/RS Jacoby Jones	FA
	NT Ma'ake Kemoeatu	FA
	DT Ryan McBean [IR]	FA
	G/T Kelechi Osemele	D2b
	RB Bernard Pierce	D3
	RB Bobby Rainey	RFA
	WR Tommy Streeeter [IR]	D6
	S Christian Thompson	D4b
	WR Deonte Thompson	RFA
	K Justin Tucker	RFA
	DE DeAngelo Tyson	D7
	OLB Courtney Upshaw	D2a
	G Bobbie Williams	FA

RAVENS BY DRAFT ROUND

1st ROUND (8)	TEAM	YEAR
LB Ray Lewis [IR - DFR]	Baltimore	1996 (26th)
T Bryant McKinnie	Minnesota	2002 (7th)
S Ed Reed	Baltimore	2002 (24th)
OLB Terrell Suggs	Baltimore	2003 (10th)
DT Haloti Ngata	Baltimore	2006 (12th)
QB Joe Flacco	Baltimore	2008 (18th)
T Michael Oher	Baltimore	2009 (23rd)
CB Jimmy Smith	Baltimore	2010 (27th)
2nd ROUND (9)		
G Bobbie Williams	Philadelphia	2000
WR Anquan Boldin	Arizona	2003
S Bernard Pollard	Kansas City	2006
RB Ray Rice	Baltimore	2008
OLB Paul Kruger	Baltimore	2009
NT Terrence Cody	Baltimore	2010
WR Torrey Smith	Baltimore	2011
OLB Courtney Upshaw	Baltimore	2012
G/T Kelechi Osemele	Baltimore	2012
3rd ROUND (6)		
WR/RS Jacoby Jones	Houston	2007
G/T Marshal Yanda	Baltimore	2007
CB/RS Lardarius Webb [IR]	Baltimore	2009
TE Ed Dickson	Baltimore	2010
T Jah Reid	Baltimore	2011
RB Bernard Pierce	Baltimore	2012
4th ROUND (6)		
S Sean Considine	Philadelphia	2005
DT Ryan McBean [IR]	Pittsburgh	2007
TE Dennis Pitta	Baltimore	2010
WR Tandon Doss	Baltimore	2011
G/C Gino Gradkowski	Baltimore	2012
S Christian Thompson	Baltimore	2012
5th ROUND (6)		
CB Corey Graham	Chicago	2007
WR/RS David Reed [PUP]	Baltimore	2010
DE Arthur Jones	Baltimore	2010
CB Chykie Brown	Baltimore	2011
DE Pernell McPhee	Baltimore	2011
CB/RS Asa Jackson	Baltimore	2012
6th ROUND (5)		
C Matt Birk	Minnesota	1998
P Sam Koch	Baltimore	2006
T Ramon Harewood	Baltimore	2010
QB Tyrod Taylor	Baltimore	2011
WR Tommy Streeeter [IR]	Baltimore	2012
7th ROUND (4)		
TE Billy Bajema	San Francisco	2005
CB Cary Williams	Tennessee	2008
RB Anthony Allen	Georgia Tech	2011
DE DeAngelo Tyson	Baltimore	2012
UNDRAFTED (18)		
LB Brendon Ayanbadejo	Atlanta	1999
NT Ma'ake Kemoeatu	Baltimore	2002
FB Vonta Leach	Green Bay	2004
LB Ricky Brown [IR]	Oakland	2006
S James Ihedigbo	New York Jets	2007
LB Jameel McClain	Baltimore	2008
S Emanuel Cook [IR]	New York Jets	2009
LB Dannell Ellerbe	Baltimore	2009
LS Morgan Cox	Baltimore	2010
LB Albert McClellan	Baltimore	2010
RB Damien Berry [IR]	Baltimore	2011
LB Josh Bynes	Baltimore	2011
DT Bryan Hall	Baltimore	2011
OLB Michael McAdoo [IR]	Baltimore	2011
WR LaQuan Williams	Baltimore	2011
RB Bobby Rainey	Baltimore	2012
WR Deonte Thompson	Baltimore	2012
K Justin Tucker	Baltimore	2012

2012 RAVENS STATISTICS

WON 7, LOST 2

09/10	W 44-13	Cincinnati	71,064
09/16	L 23-24	at Philadelphia	69,144
09/23	W 31-30	New England	71,269
09/27	W 23-16	Cleveland	70,944
10/07	W 9-6	at Kansas City	68,803
10/14	W 31-29	Dallas	71,384
10/21	L 13-43	at Houston	71,708
11/04	W 25-15	at Cleveland	65,449
11/11	W 55-20	Oakland	71,339
11/18		at Pittsburgh	
11/25		at San Diego	
12/02		Pittsburgh	
12/09		at Washington	
12/16		Denver	
12/23		New York Giants	
12/30		at Cincinnati	

	Balt.	Opp.
TOTAL FIRST DOWNS	180	211
Rushing	54	66
Passing	105	122
Penalty	21	23
3rd Down: Made/Att	39/108	56/137
3rd Down Pct.	36.1	40.9
4th Down: Made/Att	3/8	5/10
4th Down Pct.	37.5	50.0
POSSESSION AVG.	26:46	33:14
TOTAL NET YARDS	3187	3512
Avg. Per Game	354.1	390.2
Total Plays	552	652
Avg. Per Play	5.8	5.4
NET YARDS RUSHING	944	1188
Avg. Per Game	104.9	132.0
Total Rushes	220	301
NET YARDS PASSING	2243	2324
Avg. Per Game	249.2	258.2
Sacked/Yards Lost	19/118	16/108
Gross Yards	2361	2432
Att./Completions	313/188	335/206
Completion Pct.	60.1	61.5
Had Intercepted	7	10
PUNTS/AVERAGE	41/47.3	40/44.8
NET PUNTING AVG.	41/40.0	40/41.7
PENALTIES/YARDS	70/618	67/586
FUMBLES/BALL LOST	5/2	13/8
TOUCHDOWNS	29	18
Rushing	12	9
Passing	13	8
Returns	4	1

* SCORE BY PERIODS	Q1	Q2	Q3	Q4	OT	PTS
TEAM	50	71	79	54	0	254
OPPONENTS	36	69	50	41	0	196

* SCORING	TD	Ru	Pa	Rt	K	PAT	FG	S	PTS
Tucker	0	0	0	0	27/27	17/18	0	78	
Rice	7	7	0	0			0	42	
T. Smith	7	0	7	0			0	42	
J. Jones	3	0	1	2			0	18	
Pitta	3	0	3	0			0	18	
Flacco	2	2	0	0			0	12	
Boldin	1	0	1	0			0	6	
Doss	1	0	1	0			0	6	
Koch	1	1	0	0			0	6	
Leach	1	1	0	0			0	6	
Pierce	1	1	0	0			0	6	
E. Reed	1	0	0	1			0	6	
Ca. Williams	1	0	0	1			0	6	
TEAM	29	12	13	4	27/27	17/18	0	254	
OPPONENTS	18	9	8	1	17/17	23/24	1	196	

2-Pt Conv: Boldin, TEAM 1-2, OPPONENTS 0-1

SACKS: Ellerbe 3.5, Kruger 3.5, Ngata 3, Pollard 2, Lewis 1, Suggs 1, Ca. Williams 1, McPhee 0.5, Upshaw 0.5, TEAM 16, OPPONENTS 19

FUM/LOST: Flacco 3/1, J. Jones 1/0, D. Thompson 1/1

* RUSHING	No.	Yds	Avg	Long	TD
Rice	144	657	4.6	43	7
Pierce	40	171	4.3	21	1
Flacco	16	31	1.9	16	2
Leach	7	29	4.1	6	1
Allen	5	13	2.6	7	0
T. Smith	2	13	6.5	13	0
Taylor	2	11	5.5	7	0
Koch	1	7	7.0	7t	1
J. Jones	1	6	6.0	6	0
Boldin	1	3	3.0	3	0
Considine	1	3	3.0	3	0
TEAM	220	944	4.3	43	12
OPPONENTS	301	1188	3.9	28	9

* RECEIVING	No.	Yds	Avg	Long	TD
Boldin	40	548	13.7	43	1
Pitta	37	376	10.2	27	3
Rice	35	284	8.1	43	0
T. Smith	31	548	17.7	52	7
J. Jones	15	256	17.1	47	1
Dickson	12	144	12.0	40	0
Leach	11	78	7.1	18	0
Doss	4	86	21.5	39	1
Pierce	2	16	8.0	10	0
D. Thompson	1	25	25.0	25	0
TEAM	188	2361	12.6	52	13
OPPONENTS	206	2432	11.8	59	8

* INTERCEPTIONS	No.	Yds	Avg	Long	TD
Ca. Williams	4	90	22.5	63t	1
E. Reed	3	44	14.7	34t	1
Webb	1	8	8.0	8	0
Kruger	1	0	0.0	0	0
Pollard	1	0	0.0	0	0
TEAM	10	142	14.2	63t	2
OPPONENTS	7	117	16.7	52t	1

* PUNTING	No.	Yds	Avg	Net	TB	In	Lg	B
Koch	41	1939	47.3	40.0	5	13	58	0
TEAM	41	1939	47.3	40.0	5	13	58	0
OPPONENTS	40	1793	44.8	41.7	0	13	62	0

* PUNT RETURNS	Ret	FC	Yds	Avg	Long	TD
J. Jones	13	7	115	8.8	19	0
Doss	1	0	0	0.0	0	0
E. Reed	1	1	1	1.0	1	0
Webb	1	5	9	9.0	9	0
TEAM	16	13	125	7.8	19	0
OPPONENTS	27	4	200	7.4	40	0

* KICKOFF RETURNS	No.	Yds	Avg	Long	TD
D. Thompson	15	389	25.9	49	0
J. Jones	14	540	38.6	108t	2
Allen	1	18	18.0	18	0
Pitta	1	0	0.0	0	0
L. Williams	1	5	5.0	5	0
TEAM	32	952	29.8	108t	2
OPPONENTS	22	507	23.0	41	0

* FIELD GOALS	1-19	20-29	30-39	40-49	50+
Tucker	0/0	3/3	4/4	6/7	4/4
TEAM	0/0	3/3	4/4	6/7	4/4
OPPONENTS	1/1	5/5	9/9	5/5	3/4
Tucker:	(46G, 40G, 39G)	(56G, 51G, 48G)	(27G)	(45G, 47N)	
	(28G, 26G, 39G)	(38G)	(51G, 54G)	(43G)	(48G, 34G)
OPP:	(34G, 19G)	(23G)	(37G, 49G, 20G)	(51G, 50G, 52G)	
	(30G, 31G)	(42G, 43G, 34G, 51N)	(33G, 29G)	(32G, 28G, 29G,	
	33G, 41G)	(32G, 47G)			

* PASSING	Att	Cmp	Yds	Cmp%	Yds/Att	TD	TD%	Int	Int%	Long	Sack/Lost	Rating
Flacco	309	186	2331	60.2	7.54	13	4.2	7	2.3	52	19/ 118	88.3
Taylor	4	2	30	50.0	7.50	0	0.0	0	0.0	25	0/ 0	75.0
TEAM	313	188	2361	60.1	7.54	13	4.2	7	2.2	52	19/ 118	88.1
OPPONENTS	335	206	2432	61.5	7.26	8	2.4	10	3.0	59	16/ 108	79.1

2012 RAVENS DEFENSIVE STATS

from Press Box Stats

Name	Total	Solo	Assists	Sacks	Yds.	INT	Yds.	PD	FF	FR
Pollard, Bernard	69	50	19	2	14	1	0	4	0	0
Ellerbe, Dannell	60	45	15	3.5	21.5	0	0	2	0	0
Lewis, Ray	57	44	13	1	0	0	0	1	1	1
McClain, Jameel	50	37	13	0	0	0	0	3	0	0
Williams, Cary	48	46	2	1	9	4	90	9	0	0
Reed, Ed	38	33	5	0	0	3	44	10	0	1
Upshaw, Courtney	36	23	13	0.5	6	0	0	1	0	1
Ngata, Haloti	32	24	8	3	25	0	0	1	0	0
McClellan, Albert	27	19	8	0	0	0	0	1	0	2
Smith, Jimmy	27	23	4	0	0	0	0	3	0	0
Kruger, Paul	25	19	6	3.5	18.5	1	0	4	0	0
Webb, Lardarius	25	24	1	0	0	1	8	6	1	1
Jones, Arthur	21	11	10	0	0	0	0	0	1	0
Cody, Terrence	16	9	7	0	0	0	0	0	0	0
McPhee, Pernell	16	14	2	0.5	6	0	0	0	0	0
Kemoeatu, Ma'ake	12	7	5	0	0	0	0	1	0	0
Graham, Corey	11	8	3	0	0	0	0	0	0	0
Suggs, Terrell	10	7	3	1	8	0	0	3	0	0
Ihedigbo, James	7	4	3	0	0	0	0	0	0	0
Tyson, DeAngelo	4	1	3	0	0	0	0	2	0	0
Hall, Brian	3	1	2	0	0	0	0	0	0	0
Brown, Chykie	2	2	0	0	0	0	0	1	0	0
Ayanbadejo, Brendon	1	1	0	0	0	0	0	0	0	0
Bynes, Josh	1	1	0	0	0	0	0	0	0	0
Kindle, Sergio	1	1	0	0	0	0	0	0	0	0
Totals	599	454	145	16	108	10	142	52	3	6

2012 RAVENS SPECIAL TEAMS STATS

from Press Box Stats

Name	Total	Solo	Assists	FF	FR	Blocked Kicks
Allen, Anthony	9	8	1	0	0	0
Ayanbadejo, Brendon	8	8	0	0	1	0
Brown, Chykie	8	7	1	0	0	0
Graham, Corey	6	6	0	1	0	0
Considine, Sean	5	4	1	0	0	0
Ellerbe, Dannell	3	3	0	1	0	0
McCellan, Albert	3	3	0	0	0	0
Williams, LaQuan	3	3	0	0	0	0
Ihedigbo, James	2	2	0	0	0	0
Bynes, Josh	1	0	1	0	0	0
Dickson, Ed	1	1	0	0	0	0
Koch, Sam	1	1	0	0	0	0
Smith, Jimmy	1	1	0	0	0	0
Tucker, Justin	1	1	0	0	0	0
McClain, Jameel	0	0	0	0	1	0
Totals	52	48	4	2	2	0

2012 SINGLE-GAME BESTS

- Tackles:** 14 by Ray Lewis vs. Dal. (10/14) and vs. Cin. (9/10)
- Sacks:** 2 by Paul Kruger vs. Oak. (11/11)
- Tackles For Loss:** 3 by Paul Kruger at KC (10/7)
- Interceptions:** 1 by five different players
- Passes Defensed:** 3 by Ed Reed at Cle. (11/4) and Lardarius Webb vs. Cle (9/27)
- Forced Fumbles:** 1 by Art Jones at KC (10/7) , Lardarius Webb at Phi. (9/16) and Ray Lewis vs. Cin. (9/10)
- Fumble Recoveries:** 1 by five different players
- Special Teams Tackles:** 3 by Anthony Allen vs. Oak (11/11), Corey Graham at Hou. (10/21) and Brendon Ayanbadejo at Phi. (9/16)